MECALAC

CATALOGUE DE PIECES DE RECHANGE
SPARE PARTS BOOK
ERSATZTEILLISTE

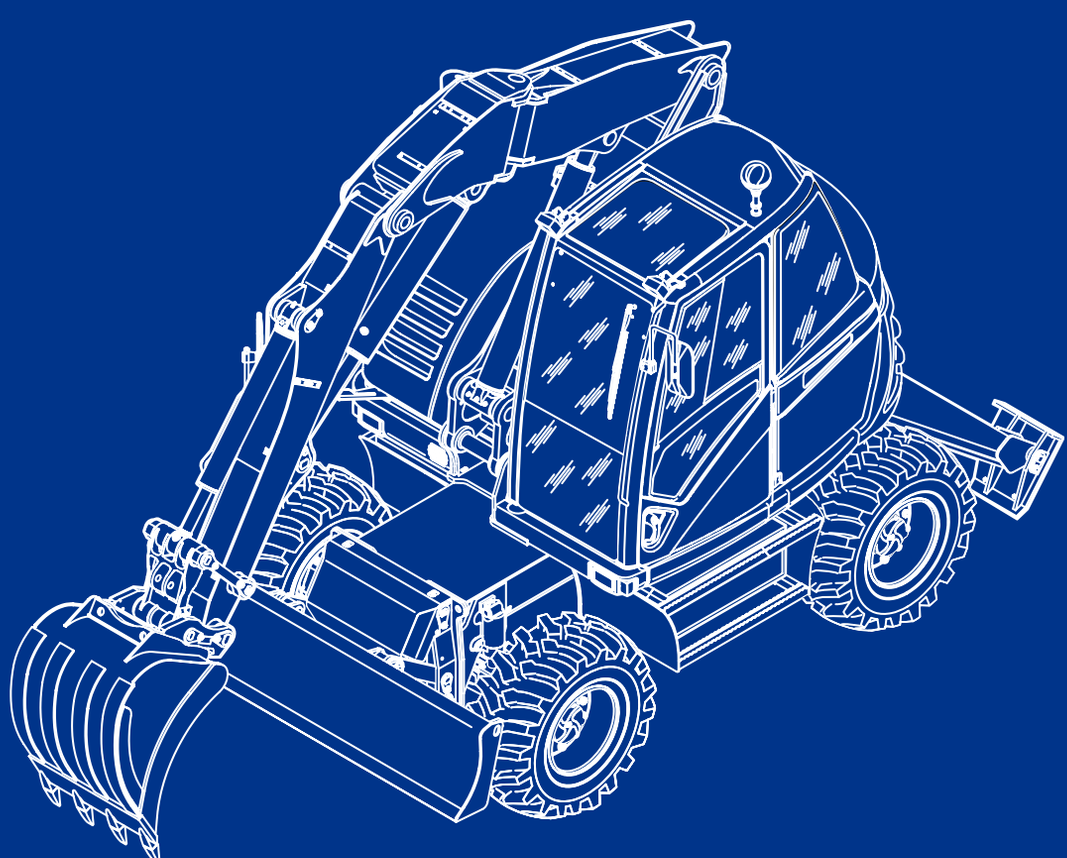

Groupe MECALAC

MECALAC S.A.S. : 2, avenue du Pré de Challes - P.A.E. des Glaisins - BP 230 - F-74942 Annecy-le-Vieux Cedex
Téléphone : +33 (0)4 50 64 01 63 - Téléfax : +33 (0)4 50 64 02 79 - Site internet : www.mecalac.fr

714MW

5400703 - M4

05 / 2011

→ 80499 & 84007

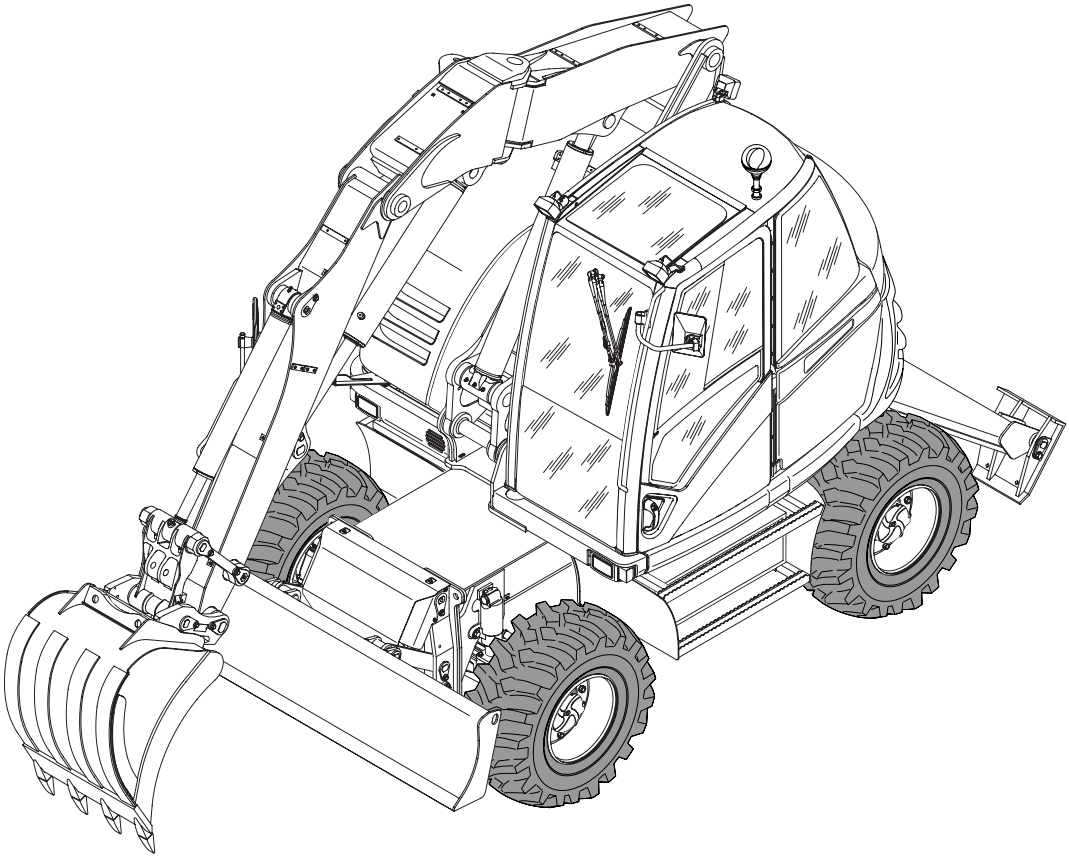

Groupe MECALAC

MECALAC S.A.S. : 2, avenue du Pré de Challes - P.A.E. des Glaisins - BP 230 - F-74942 Annecy-le-Vieux Cedex
Téléphone : +33 (0)4 50 64 01 63 - Téléfax : +33 (0)4 50 64 02 79 - Site internet : www.mecalac.fr

CATALOGUE DE PIECES DE RECHANGE
SPARE PARTS BOOK
ERSATZTEILLISTE

	Généralités General Allgemeines	00
	Moteur Engine Motor	10
	Transmission Transmission Getriebe	20
	Système de freinage Braking system Bremsanlage	30
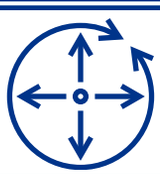	Système de direction et d'orientation Steering and slewing system Lenk- und Schwenkwerk Anlage	40
	Système hydraulique Hydraulic system Hydraulische Anlage	50
	Composition de la machine Composition of the machine Bestandteile der Maschine	60
	Système électrique Electrical system Elektrische Anlage	70
	Electronique Electronics Elektronik	80
	Répertoire alphanumérique Numerical and alphabetical index Alphabetischer numerischer index	

CATALOGUE DE PIECES DE RECHANGE
SPARE PARTS BOOK
ERSATZTEILLISTE

	Généralités General Allgemeines	00
	Instructions Instructions Anweisungen	01
	Entretien Maintenance Wartung	02
	Outillage Tooling Werkzeuge	03
MECALAC	Adhésifs Adhesives Klebstoffe	04
	Kits / Options Kits / Options Kits / Optionen	05
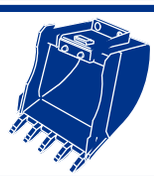	Accessoires Accessories Zubehöre	06

CATALOGUE DE PIECES DE RECHANGE
SPARE PARTS BOOK
ERSATZTEILLISTE

Instructions
Instructions
Anweisungen

01

CATALOGUE DE PIECES DE RECHANGE
INSTRUCTIONS POUR LES COMMANDES DE PIECES

Les pages suivantes donnent la référence illustrée de toutes les pièces principales composant votre MECALAC.

Lorsque vous commandez des pièces de rechange à votre Concessionnaire MECALAC, fournir les informations suivantes :

1 - Le numéro de référence de votre Catalogue de Pieces de Rechange.
(indiqué dans le coin inférieur gauche de la page : 5400xxx).

2 - La référence du modèle (714MW).

3 - Le numéro de série de la machine.

4 - Les numéros de référence de la page et du repère correspondant aux pièces de rechange demandées.

Exemple : Catalogue ***N° 5400703 - M4 - 714MW***, N° série : ***80028***, repères : ***3 et 6***, page : ***41 01 1A***.

SPARE PARTS BOOK
ORDERING INSTRUCTIONS

The following pages provide an illustrated reference for all major parts incorporated in your MECALAC.

When ordering replacement parts from your MECALAC, dealer please quote the following informations :

1 - Reference number of your Spare Parts Book.
(this number are shown in the lower left hand corner of the page : 5400xxx).

2 - Machine type : (714MW).

3 - Machine serial number.

4 - Illustration and item (s) number corresponding to the replacement parts required.

Example : Spare Parts Book ***N° 5400703 - M4 - 714MW***, Serial number : ***80028***, items : ***3 and 6***, page : **41 01 1A**.

ERSATZTEIL KATALOG
BEI BESTELLUNG BEACHTEN

Die folgenden Seiten enthalten die mit Abbildungen versehenen kenn-Nummern für alle wesentlichen Teile Ihrer Masc MECALAC.

Bitte führen Sie bei Bestellung von Ersatzteilen bei Ihrem MECALAC Vertreter folgende Angaben auf :

1 - Bezugsnummer Ihres Ersatzteilkatalogs.
(Siehe unten links auf dieser Seite : 5400xxx).

2 - Fahrzeugtyp : (714MW).

3 - Seriennumer der Machine.

4 - Seitenzahl und Position für die betreffenden Erstazteile.

Beispeil : Katalog ***Nr 5400703 - M4 - 714MW***, Serien : *Nr.* ***80028***, Seite : ***41 01 1A***, Pos. : ***3 und 6***.

SYMBOLES ET NOTES

- A partir du numéro de série ou numéro de moteur
- Jusqu'au numéro de série ou numéro de moteur
- Annule et remplace
- Voir page - numéro de référence
- Alternative
- Commander
- Epaisseur
- Longueur
- Droite
- Gauche
- NV Non vendu
- S Supprimé
- NC Nous consulter
- (P) Stock préconisation
- AC Voir tarif accessoires
- Suivant pays ou langues
- Suivant options
- Machine ou cabine avec chauffage (sans climatisation)
- Machine ou cabine avec climatisation
- • Appartient à l'ensemble (•)
- (•) Ensemble

INFORMATIONS GENERALES

1 - LISTE DES NUMEROS DE REFERENCES DES PIECES

1 - EXEMPLE :

A	B	C	D	E			
1	4740019			2	BOUCHON	PLUG	VERSCHL STOPFEN
			4740007				
2	5600010			2	BAGUE	BUSH	BUECHSE
3	4380042		H M8x16	14	VIS	SCREW	SCHRAUBE
4	4460025		MU8	14	RONDELLE	WASHER	UNTERLEGSCHEIBE
5	3810025			1	COUVERCLE	COVER	DECKEL
6	5600004			1	JOINT	SEAL	DICHTRING
7	4770020		35500	1	VOYANT NIVEAU HUILE	OIL LEVER	OELSTANDANZEIGE
8	7410873	7		1	JOINT	SEAL	DICHTRING
9	5530052		0,5mm	SB	CALE D'EPAISSEUR	SHIM	UNTERLEGPLATTE
10	6522020			PM	KIT : PATIN	KIT : SKID	BAUSATZ : KUFE

2 - EXPLICATIONS :

A - Numéro de repère de l'illustration.
B - Numéro de référence de la pièce.
C - Pièce comprise dans l'ensemble dont le numéro de l'illustration est indiqué.
D - Remarques (voir symboles et notes).
E - Quantité (voir note ci-dessous).

3 - NOTES SPECIALES :

La quantité indiquée dans la colonne "**E**" est celle applicable à l'ensemble illustré sur la page adjacente, le nombre indique la quantité dans l'ensemble ou sous-ensemble et non la quantité par machine.

"**PM**" dans la colonne quantité signifie : "Pour Mémoire", article déjà cité en quantité dans une planche et repété pour une meilleure compréhension.

Pour les pièces telles que les cales d'épaisseur, les rondelles, etc..., "**SB**" dans la colonne quantité signifie : "Suivant Besoin".

Dans la colonne remarques ou dans le bandeau noir en bas de page :
- "**714MW-2**" indique que la pièce ou la page est spécifique à la version 2 roues directrices.
- "**714MW-4**" indique que la pièce ou la page est spécifique à la version 4 roues directrices.

2 - INSTRUCTIONS POUR LES COMMANDES

Pour votre commande de pièces de rechange, indiquez :

- Le type de la machine.
- Le numéro de série.
- Le numéro du moteur.
- La page du catalogue.
- Le (ou les) repère (s) concerné (s).
- Le (ou les) code (s) article.

MECALAC SERVICE

2, rue du Pré de Challes
P.A.E. des Glaisins
B.P. 230
74940 Annecy-le-Vieux Cedex
Tél. : + 33 (0)4.50.64.01.63
Fax : + 33 (0)4.50.64.02.79

SYMBOLS AND NOTES

From serial or engine number

Up to serial or engine number

Cancels and replaces

See page - reference number

Alternative

 Order

Thickness

Length

Right

Left

NV Not sold

S Cancel

NC Consult us

(P) Recommended spare parts stock

AC See accessories price-list

According to country or language

According to options

Machine or cabin with heating (without air-conditioning)

Machine or cabin with air-conditioning

• Belongs to group (•)

(•) Group

GENERAL INFORMATION

1 - PART NUMBER REFERENCE LIST

1 - EXAMPLE:

A	B	C	D	E			
1	4740019			2	BOUCHON	PLUG	VERSCHL STOPFEN
			4740007				
2	5600010			2	BAGUE	BUSH	BUECHSE
3	4380042		H M8x16	14	VIS	SCREW	SCHRAUBE
4	4460025		MU8	14	RONDELLE	WASHER	UNTERLEGSCHEIBE
5	3810025			1	COUVERCLE	COVER	DECKEL
6	5600004			1	JOINT	SEAL	DICHTRING
7	4770020		35500	1	VOYANT NIVEAU HUILE	OIL LEVER	OELSTANDANZEIGE
8	7410873	7		1	JOINT	SEAL	DICHTRING
9	5530052		0,5mm	SB	CALE D'EPAISSEUR	SHIM	UNTERLEGPLATTE
10	6522020			PM	KIT : PATIN	KIT : SKID	BAUSATZ : KUFE

2 - EXPLANATION:

A - Illustration reference mark number.
B - Reference number of the part.
C - Item also a component of an assembly. See assembly illustration number indicated.
D - Remarks (see symbols and notes).
E - Quantity required (see note below).

3 - NOTES:

The quantity shown in column "**E**" is the quantity required for the particular application that is illustrated where these parts are components of an assembly, this refer to the quantity in one assembly or sub assembly.

"**PM**" in the quantity column required: For the record, the article has been mentioned before in the quantity column on another page and is repeated for better comprehension.

For parts such as shims, washers, etc, an "**SB**" in the quantity column means quantity as required.

Shown in the column remarks or in the black field at the bottom of the page:
- "**714MW-2**" indicate that the part or the page is specific for the 2 steered wheel (2WS) version.
- "**714MW-4**" indicate that the part or the page is specific for the 4 steered wheel (4WS) version.

2 - ORDERING INSTRUCTIONS

On ordering spaare parts, please specify:

- The machine type.
- The serial number.
- The engine number.
- The catalogue page.
- The item(s) concerned.
- The item code(s).

MECALAC SERVICE

2, rue du Pré de Challes
P.A.E. des Glaisins
B.P. 230
74940 Annecy-le-Vieux Cedex
Tél. : + 33 (0)4.50.64.01.63
Fax : + 33 (0)4.50.64.02.79

SYMBOLE UND BEMERKUNGEN

⟼	Ab serien oder motor nummer
⟶|	Bis serien oder motor nummer
●○	Annuliert und ersetzt
👁⇨	Siehe seite positionsnummer
⟶↗	Wahlweise
▭▷	Bestelle
⧗	Stärke
⟷	Länge
▶	Recht
◀	Links
NV	Nicht verkauflich
S	Entfällt
NC	Auf anfrage
(P)	Ersatzteilvorchlag lagerbestande
AC	Siehe zusatzteilpreisliste
⚑	Nach Land oder Sprache
✳	Nach Optionen
≋	Maschine oder Kabine mit Heizung (ohne Klimatisierung)
❄	Maschine oder Kabine mit Klimatisierung
•	Gehört zur Gesamtheit (•)
(•)	Gesamtheit

ALLGEMEINE HINWEISE

1 - TEXTSEITEN MIT TEILNUMMERN

1 - BEISPIEL :

A	B	C	D	E			
1	4740019			2	BOUCHON	PLUG	VERSCHL STOPFEN
			4740007				
2	5600010			2	BAGUE	BUSH	BUECHSE
3	4380042		H M8x16	14	VIS	SCREW	SCHRAUBE
4	4460025		MU8	14	RONDELLE	WASHER	UNTERLEGSCHEIBE
5	3810025			1	COUVERCLE	COVER	DECKEL
6	5600004			1	JOINT	SEAL	DICHTRING
7	4770020		35500	1	VOYANT NIVEAU HUILE	OIL LEVER	OELSTANDANZEIGE
8	7410873	7		1	JOINT	SEAL	DICHTRING
9	5530052		0,5mm	SB	CALE D'EPAISSEUR	SHIM	UNTERLEGPLATTE
10	6522020			PM	KIT : PATIN	KIT : SKID	BAUSATZ : KUFE

2 - ERLAEUTERUNG :

A - Positionsnummer der Abbildung.
B - Teilnummer.
C - Einzelteil von Kompletteil,dessen Positionsnummer hier angegeben ist.
D - Bermerkungen (siehe Symbole und Bermerkungen).
E - Anzahl (siehe untenstehende Anmerkung).

3 - ANMERKUNGEN :

Die in spalte "**E**" augeführte Anzahl ist die an dieser Stelle benötigte Anzahl. Falls es sich um ein Einzelteil eines Kompletteils handelt, ist die Anzahl pro Kompletteil oder Zusammenbau gemeint.

"**PM**" in der Anzahlspalte : "Zum Vermerk" bedeutet, Artikel schon in der Anzahlspalte einer anderen Seite erwähnt und wird für ein besseres Verstehen wiederholt.

Für Teile wie Einstellbleche, Scheiben, usw. bedeutet "**SB**" in der Anzahlspalte "Anzahl nach Bedarf".

In der Spalte Anmerkung oder im schwarzen Feld am Ende der Seite :
- "**714MW-2**" zeigt an dass sich der Teil oder die Seite spezifisch auf die 2 gelenkte Räder (2WS) Version bezieht.
- "**714MW-4**" zeigt an dass sich der Teil oder die Seite spezifisch auf die 4 gelenkte Räder (4WS) Version bezieht.

2 - BEI BESTELLUNG BEACHTEN

Bitte geben Sie bei der Bestellung von Ersatzteilen an :

- Fahrzeugtyp.
- Serlennummer.
- Motornummer.
- Katalogseite.
- Betreffende Markierung (en).
- Bestellnummer (n).

MECALAC SERVICE

2, rue du Pré de Challes
P.A.E. des Glaisins
B.P. 230
74940 Annecy-le-Vieux Cedex
Tél. : + 33 (0)4.50.64.01.63
Fax : + 33 (0)4.50.64.02.79

REVISION M3
REVISION M3
REVISION M3

Page Page Seite	Repère Item Position	Référence Parts number Teilnummer		Désignation Designation Beizeichnung		
04 10 1A	3.00	5750174	F-L-B-CH	ADHESIF	ADHESIVE	KLEBSTOFF
04 10 1A	4.00	5750795	F-L-B-CH	ADHESIF	ADHESIVE	KLEBSTOFF
04 10 1A	14	5751421	80440 -80436	ADHESIF	ADHESIVE	KLEBSTOFF
04 10 1A	14.1	5751489	80441 +80436	ADHESIF	ADHESIVE	KLEBSTOFF
04 10 1A	14.2					
04 10 1A	16	5751422	80440 -80436	ADHESIF	ADHESIVE	KLEBSTOFF
04 10 1A	16.1	5751490	80441 +80436	ADHESIF	ADHESIVE	KLEBSTOFF
04 10 1A	16.2					
04 10 1A	18	5750343	F-B / 25 km/h	ADHESIF	ADHESIVE	KLEBSTOFF
04 10 1A	19	5751462	80397 +80390	ADHESIF	ADHESIVE	KLEBSTOFF
04 10 1A	20	5751477	80397 +80390	ADHESIF	ADHESIVE	KLEBSTOFF
04 20 1A	1.00	5751229	F-L-B-CH	ADHESIF	ADHESIVE	KLEBSTOFF
04 20 2A	1.00	5751252	F-L-B-CH	ADHESIF	ADHESIVE	KLEBSTOFF
04 20 3A	1.00	5751251	F-L-B-CH	ADHESIF	ADHESIVE	KLEBSTOFF
04 20 4A	1.00	5751253	F-L-B-CH	ADHESIF	ADHESIVE	KLEBSTOFF
05 15 1A	13	K7032036	10 75 1A/B	KIT SUPPORT	CARRIER KIT	KIT (TRAEGER)
05 25 1A	4	K7032035	80352	KIT CONVERTISSEUR	KIT CONVERTER	BAUSATZ KONVERTER
05 25 1A	4.1					
05 25 1A	4.2					
05 25 1A	4.3		72 30 1A			
05 25 1A	5	K7032037	80261	KIT ALIMENTATION	KIT FEED	BAUSATZ ZUFÜHRUNG
05 25 1A	5.1		80352			
05 25 1A	5.2					
05 25 1A	5.3					
05 25 1A	5.4		71 31 1A			
05 25 1A	5.5		72 30 1A			
05 25 1A	6	K7032039	80305	KIT ALIMENTATION	KIT FEED	BAUSATZ ZUFÜHRUNG
05 25 1A	6.1		71 31 1A			
05 25 1A	6.2		72 30 1A			
05 25 1A	7	K7032040	54 21 1A	TUBE (JEU)	TUBE (KIT)	ROHR (BAUSATZ)
05 25 1A	7.1		54 65 1A/B			
05 25 1A	7.2		68 60 1B			
05 25 1A	8	K7032041	54 20 1A	TUBE (JEU)	TUBE (KIT)	ROHR (BAUSATZ)
05 25 1A	8.1		54 65 1A/B			
05 25 1A	8.2		68 60 1B			
05 25 1A	9	K7032043	62 80 1A/B	KIT : FLEXIBLE H.P.	KIT: H.P. HOSE	KIT : H.D. SCHLAUCH
05 25 1A	10	K7032044	62 81 1A/B	KIT : FLEXIBLE H.P.	KIT: H.P. HOSE	KIT : H.D. SCHLAUCH
05 25 1A	10.1		62 81 2A/B			
05 25 1A	10.2		62 81 3A/B			
05 25 1A	11.0	K7032046	62 10 1C	KIT : PROTECTION	KIT: HOSES	BAUSAZT : SCHUTZ

REVISION M3
REVISION M3
REVISION M3

Page Page Seite	Repère Item Position	Référence Parts number Teilnummer			Désignation Designation Beizeichnung	
05 25 1A	11.1		68 60 1B			
05 25 1A	11.2		68 61 1A			
05 25 1A	12	K7032047	62 80 1C	KIT MODIFICATION	KIT MODIFICATION	BAUSAZT ÄNDERUNG
05 25 1A	13	K7030527	80467	KIT OPTIMISATION	KIT OPTIMIZATION	BAUSATZ OPTIMIERUNG
05 25 1A	13.1		51 15 1A			
05 25 1A	13.2		54 10 1B			
05 25 1A	13.3		71 20 1D			
06 10 1A	1	7038001	500 mm	GODET RETRO	BACKHOE BUCKET	TIEFLOEFFEL
06 10 1A	1.1		7030079			
06 10 1A	2	7038002	600 mm	GODET RETRO	BACKHOE BUCKET	TIEFLOEFFEL
06 10 1A	2.1		7030080			
06 10 1A	3	7038003	850 mm	GODET RETRO	BACKHOE BUCKET	TIEFLOEFFEL
06 10 1A	3.1		7030081			
06 10 1A	4	7038004	1000 mm	GODET RETRO	BACKHOE BUCKET	TIEFLOEFFEL
06 10 1A	4.1		7030082			
06 10 1A	5	7038005	1200 mm	GODET RETRO	BACKHOE BUCKET	TIEFLOEFFEL
06 10 1A	5.1		7030128			
06 10 1A	6	7038012	450 mm	JEU DE FIXATION	ATTACHING KIT	ANBAUSATZ
06 10 1A	6.1		6850061			
06 10 1A	8	3838047	3830632	PLAT D'ATTACHE	DISH OF FASTENER	BEFESTIGUNGSTELLER
06 15 1A	1	3838031	500 mm	GODET RETRO	BACKHOE BUCKET	TIEFLOEFFEL
06 15 1A	1.1		3831351			
06 15 1A	2	3838032	600 mm	GODET RETRO	BACKHOE BUCKET	TIEFLOEFFEL
06 15 1A	2.1		3831352			
06 15 1A	3	3838033	850 mm	GODET RETRO	BACKHOE BUCKET	TIEFLOEFFEL
06 15 1A	3.1		3831353			
06 15 1A	4	3838034	1000 mm	GODET RETRO	BACKHOE BUCKET	TIEFLOEFFEL
06 15 1A	4.1		3831354			
06 15 1A	5	3838035	1200 mm	GODET RETRO	BACKHOE BUCKET	TIEFLOEFFEL
06 15 1A	5.1		3831355			
06 15 1A	6	7038012	450 mm	JEU DE FIXATION	ATTACHING KIT	ANBAUSATZ
06 15 1A	6.1		6850061			
06 15 1A	8	3838047	3830632	PLAT D'ATTACHE	DISH OF FASTENER	BEFESTIGUNGSTELLER
06 20 1A	1	6850265	11 / 300 mm	GODET	BUCKET	LOEFFEL
06 20 1A	2	6850061	12 / 450 mm	JEU DE FIXATION	ATTACHING KIT	ANBAUSATZ
06 20 1A	3	3835030		BUTEE	CATCH	FALLE
06 20 1A	4	3830632	13	ENS. VERROUILLAGE	LOCKING DEVICE	VERRIEGELUNG
06 20 1A	5	3310285		BUTEE	CATCH	FALLE
06 20 1A	7.1					
06 20 1A	11	7038006	300 mm	GODET	BUCKET	LOEFFEL

REVISION M3
REVISION M3
REVISION M3

Page Page Seite	Repère Item Position	Référence Parts number Teilnummer		Désignation Designation Beizeichnung		
06 20 1A	12	7038012	⟷ 450 mm	JEU DE FIXATION	ATTACHING KIT	ANBAUSATZ
06 20 1A	13	3838047		PLAT D'ATTACHE	DISH OF FASTENER	BEFESTIGUNGSTELLER
06 20 1A	14	2420130		DENT	TOOTH	ZAHN
06 20 1A	15	2420123		PORTE DENT	TOOTH HOLDER	ZAHNHALTER
06 25 1A	2	3838040	⟷ 1000 l	GODET CHARGEUR	LOADER BUCKET	LADESCHAUFFEL
06 25 1A	2.1		●○ 3830553			
06 25 1A	3	7038012	⟷ 450 mm	JEU DE FIXATION	ATTACHING KIT	ANBAUSATZ
06 25 1A	3.1		●○ 6850061			
06 25 1A	5	3838047	●○ 3830632	PLAT D'ATTACHE	DISH OF FASTENER	BEFESTIGUNGSTELLER
06 26 1A	1	7038007	⟷ 1000 l	GODET CHARGEUR	LOADER BUCKET	LADESCHAUFFEL
06 26 1A	1.1		●○ 6850062			
06 26 1A	2	7038012	⟷ 450 mm	JEU DE FIXATION	ATTACHING KIT	ANBAUSATZ
06 26 1A	2.1		●○ 6850061			
06 26 1A	4	3838047	●○ 3830632	PLAT D'ATTACHE	DISH OF FASTENER	BEFESTIGUNGSTELLER
06 26 1A	6	2420134		DENT	TOOTH	ZAHN
06 26 1A	7	4610009		CLAVETTE	KEY	KEIL
06 26 1A	8	2420135		PORTE DENT	TOOTH HOLDER	ZAHNHALTER
06 40 1A	1	5448003	●○ 5440196	GODET	BUCKET	LOEFFEL
06 40 1A	2	3750076	●○ 7414772	AXE	CLEVIS PIN	BOLZEN
06 40 1A	5	3310423	●○ 5440200	LAME D'USURE	CUTTING EDGE	BLATT
06 40 1A	6	4400060		BOULON	BOLT	SCHRAUBENBOLZEN
06 40 1A	7	3870354	●○ Y150009T0000	BAGUE	BUSH	RING
06 40 1A	9	5580003		GRAISSEUR	GREASE FITING	SCHMIERNIPPEL
06 40 1A	10	3310443	●○ 5440199	LAME D'USURE	CUTTING EDGE	BLATT
06 40 1A	11	5448002	●○ 5440197	GODET	BUCKET	LOEFFEL
06 40 1A	14	4570065	Ø 8X80	GOUPILLE	PIN	STIFT
06 40 1A	18	4490006		RONDELLE	WASHER	UNTERLEGSCHEIBE
06 40 1A	19	4690912		BRIDE	FLANGE	FLANSCH
06 40 1A	20	3280176		PLAQUE	PLATE	PLATTE
06 40 1A	21	4290141		VIS	SCREW	SCHRAUBE
06 40 1A	22	4690913		BRIDE	FLANGE	FLANSCH
06 40 1A	23	3320101		PLAQUE	PLATE	PLATTE
06 40 1A	24	4290009		VIS	SCREW	SCHRAUBE
06 40 1A	25	4380047		VIS	SCREW	SCHRAUBE
06 40 1A	26	3310285		BUTEE	CATCH	FALLE
06 40 1A	27	3835030		BUTEE	CATCH	FALLE
06 40 1A	28	3838047		PLAT D'ATTACHE	DISH OF FASTENER	BEFESTIGUNGSTELLER
06 40 2A	1	5670675		VERIN	RAM	ZYLINDER
06 40 2A	2	5940202		TIGE DE VERIN	CYLINDER ROD	KOLBENSTANGE
06 40 2A	3	5950074		PALIER	BEARING	LAGER

REVISION M3
REVISION M3
REVISION M3

Page Page Seite	Repère Item Position	Référence Parts number Teilnummer		Désignation Designation Beizeichnung		
06 40 2A	4	5930147		CORPS DE VERIN	CYLINDER HOUSING	ZYLINDERGEHAEUSE
06 40 2A	5	5950077		PISTON	PISTON	KOLBEN
06 40 2A	6	3870203		BAGUE	BUSH	RING
06 40 2A	7	5580005		GRAISSEUR	GREASE FITING	SCHMIERNIPPEL
06 40 2A	8	5960050		POCHETTE DE JOINTS	SEAL (KIT)	DICHTRING (BAUSATZ)
06 40 2A	9	4750285		UNION	CONNECTOR	ANSCHLUSSTEIL
06 40 2A	10	4195741		FLEXIBLE	HOSE	SCHLAUCH
06 40 2A	11	4195740		FLEXIBLE	HOSE	SCHLAUCH
06 40 2A	12	2502017		BLOC	BLOCK	BLOCK
06 40 2A	13	4750097		UNION	CONNECTOR	ANSCHLUSSTEIL
06 40 2A	14	4196112		FLEXIBLE	HOSE	SCHLAUCH
06 40 2A	15	4700147	4700035	COUDE	ELBOW	WINKELSTUECK
06 40 2A	16	4770713		ETRANGLEUR	THROTTLE VALVE	STOPPER
06 40 2A	17	4750209		UNION	CONNECTOR	ANSCHLUSSTEIL
06 40 2A	18	4720055		TE	TEE	T STUECK
06 40 2A	19	4195739		FLEXIBLE	HOSE	SCHLAUCH
06 40 2A	20	4195738		FLEXIBLE	HOSE	SCHLAUCH
06 40 2A	21	6090243		VALVE D'EQUILIBRAGE	BALANCING VALVE	AUFGLEICHVENTIL
06 40 2A	22	4770714		ETRANGLEUR	THROTTLE VALVE	STOPPER
06 40 2A	23	6850096		KIT ADAPTATION	ADAPTATION KIT	ANPASSUNGSKIT
06 40 2A	24	4196027		FLEXIBLE	HOSE	SCHLAUCH
06 40 2A	25	4750120		UNION	CONNECTOR	ANSCHLUSSTEIL
06 40 2A	26	4750734	K4750602	COUPLEUR	COUPLER	KUPPLUNGSSTUECK
06 41 1A	2	3750076	7414772	AXE	CLEVIS PIN	BOLZEN
06 41 1A	5	3310423	5440200	LAME D'USURE	CUTTING EDGE	BLATT
06 41 1A	6	4400060		BOULON	BOLT	SCHRAUBENBOLZEN
06 41 1A	7	3870354	Y150009T0000	BAGUE	BUSH	RING
06 41 1A	9	5580003		GRAISSEUR	GREASE FITING	SCHMIERNIPPEL
06 41 1A	10	3310443	5440199	LAME D'USURE	CUTTING EDGE	BLATT
06 41 1A	14	4570065	Ø 8X80	GOUPILLE	PIN	STIFT
06 41 1A	18	4490006		RONDELLE	WASHER	UNTERLEGSCHEIBE
06 41 1A	19	4690912		BRIDE	FLANGE	FLANSCH
06 41 1A	20	3280176		PLAQUE	PLATE	PLATTE
06 41 1A	21	4290141		VIS	SCREW	SCHRAUBE
06 41 1A	22	4690913		BRIDE	FLANGE	FLANSCH
06 41 1A	23	3320101		PLAQUE	PLATE	PLATTE
06 41 1A	24	4290009		VIS	SCREW	SCHRAUBE
06 41 1A	25	4380047		VIS	SCREW	SCHRAUBE
06 41 1A	26	3830803		ATTACHE	FASTENER	BEFESTIGUNG
06 43 1A	1	3838055		GODET TRAPEZOIDAL	TRAPEZOIDAL BUCKET	TRAPEZLOEFFEL

REVISION M3
REVISION M3
REVISION M3

Page Page Seite	Repère Item Position	Référence Parts number Teilnummer		Désignation Designation Beizeichnung		
06 43 1A	1.1		3831222			
06 43 1A	2	7038012	↔ 450 mm	JEU DE FIXATION	ATTACHING KIT	ANBAUSATZ
06 43 1A	2.1		6850061			
06 43 1A	4	3838047	3830632	PLAT D'ATTACHE	DISH OF FASTENER	BEFESTIGUNGSTELLER
06 43 1A	6	3831880		PLATINE ROTATIVE	PLATINIZE ROTARY	PLATIN ROTIEREND
06 43 1A	7	4380356		VIS	SCREW	SCHRAUBE
06 43 1A	8	4450014		ECROU	NUT	MUTTER
06 43 1A	9	4490008		RONDELLE	WASHER	UNTERLEGSCHEIBE
06 43 1A	10	4450119		ECROU AUTOFREINÉ	PREVAILING TORQUE	MUTTERN MIT
06 45 1A	1	3838036	↔ 1800 mm	GODET CURAGE	DITCH CLEANING BCKT	GRABENRAEUMLOEFFEL
06 45 1A	1.1		3830609			
06 45 1A	2	3838038	↔ 2000 mm	GODET CURAGE	DITCH CLEANING BCKT	GRABENRAEUMLOEFFEL
06 45 1A	2.1		3830659			
06 45 1A	3	3838037	↔ 1800 mm	GODET CURAGE	DITCH CLEANING BCKT	GRABENRAEUMLOEFFEL
06 45 1A	3.1		3830610			
06 45 1A	4	3838039	↔ 2000 mm	GODET CURAGE	DITCH CLEANING BCKT	GRABENRAEUMLOEFFEL
06 45 1A	4.1		3830660			
06 45 1A	5	7038012	↔ 450 mm	JEU DE FIXATION	ATTACHING KIT	ANBAUSATZ
06 45 1A	5.1		6850061			
06 45 1A	7	3838047	3830632	PLAT D'ATTACHE	DISH OF FASTENER	BEFESTIGUNGSTELLER
06 45 1A	11	4240016		VIS	SCREW	SCHRAUBE
06 45 1A	12	4410031		ECROU	NUT	MUTTER
06 45 1A	13	7038016	↔ 2000 mm	ENSEMBLE CONTRE-LAME	COUNTER-BLADE UNIT	GESAMTHEIT GEGEN
06 45 1A	14	5440223		CONTRE-LAME	COUNTER-BLADE	GEGEN KLINGE
06 46 1A	5	4240016		VIS	SCREW	SCHRAUBE
06 46 1A	6	4410031		ECROU	NUT	MUTTER
06 46 1A	8	7038016	↔ 2000 mm	ENSEMBLE CONTRE-LAME	COUNTER-BLADE UNIT	GESAMTHEIT GEGEN
06 46 1A	9	5440223		CONTRE-LAME	COUNTER-BLADE	GEGEN KLINGE
06 50 1A	1	7038009	6850037	PLATINE AVEC CROCHET	PLATE WITH HOOK	PLATTE MIT HAKEN
06 50 1A	2	3831876	3830612	PLATINE	DECK	PLATTE
06 51 1A	1	3838042		PLATINE	ADAPTING PLATE	ANBAUPLATTE
06 51 1A	1.1		3830690			
06 51 1A	2	3838056		PLATINE	ADAPTING PLATE	ANBAUPLATTE
06 51 1A	2.1		3831108			
06 51 1A	5	4490009		RONDELLE	WASHER	UNTERLEGSCHEIBE
06 52 1A	1	3838057	3830651	PLATINE COURTE	ADAPTING PLATE	ANBAUPLATTE KURZ
06 52 1A	2	3838046	3830777	PLATINE	ADAPTING PLATE	ANBAUPLATTE
06 52 1A	3	5580008		GRAISSEUR	GREASE FITING	SCHMIERNIPPEL
06 52 1A	4	4590028		BAGUE	BUSH	RING
06 60 1A	1	7038010	6850032	LEVE PALETTES	PALLET FORK	PALETTENHEBER

REVISION M3
REVISION M3
REVISION M3

Page Page Seite	Repère Item Position	Référence Parts number Teilnummer		Désignation Designation Beizeichnung		
06 60 1A	9	3831887	3830595	SUPPORT	BRACKET	TRAEGER
06 63 1A	1	7038008		FLECHE GRUE	CRANE BOOM	KRANAUSLEGER
06 63 1A	1.1		7030306			
06 63 1A	5	3831875		FLECHE GRUE	CRANE BOOM	KRANAUSLEGER
06 85 1A	9	3838046	3830777	PLATINE	ADAPTING PLATE	ANBAUPLATTE
06 85 1A	15	4750734	4750559+475056	COUPLEUR	COUPLER	KUPPLUNGSSTUECK
10 20 1B	1	3831797		SUPPORT	BRACKET	TRAEGER
10 20 1B	2	4380089		VIS	SCREW	SCHRAUBE
10 20 1B	3	4490008		RONDELLE	WASHER	UNTERLEGSCHEIBE
10 20 1B	4	4410031		ECROU	NUT	MUTTER
10 20 1B	5	5140433		ECHAPPEMENT	EXHAUST	AUSPUFF
10 20 1B	6	5140432		TUYAU D'ECHAPPEMENT	EXHAUST PIPE	AUSPUFFROHR
10 20 1B	7	4690897		COLLIER	COLLAR	SCHELLE
10 20 1B	8	4690868		DEMI-BRIDE	HALF-FLANGE	HALBFLANSCHE
10 20 1B	9	4690867		DEMI-BRIDE	HALF-FLANGE	HALBFLANSCHE
10 20 1B	10	4380071		VIS	SCREW	SCHRAUBE
10 20 1B	11	4410022		ECROU	NUT	MUTTER
10 20 1B	12	4490019		RONDELLE	WASHER	UNTERLEGSCHEIBE
10 20 1B	13	4380043		VIS	SCREW	SCHRAUBE
10 20 1B	14	4490006		RONDELLE	WASHER	UNTERLEGSCHEIBE
10 20 1B	15	5140439		ISOLANT	INSULATION	ISOLIERUNG
10 20 1B	16	5140440		ISOLANT	INSULATION	ISOLIERUNG
10 20 1B	17	4690450		COLLIER	COLLAR	SCHELLE
10 20 1B	18	537A0309		JOINT	SEAL	DICHTRING
10 20 1B	19	4690906		COLLIER	COLLAR	SCHELLE
10 30 1A	6.0	4380070		VIS	SCREW	SCHRAUBE
10 30 1A	6.1		80396 -80390			
10 30 1A	6.2	4380069		VIS	SCREW	SCHRAUBE
10 30 1A	6.3		80397 +80390			
10 30 1A	7.0	4380090		VIS	SCREW	SCHRAUBE
10 30 1A	7.1		80396 -80390			
10 30 1A	7.2	4380095		VIS	SCREW	SCHRAUBE
10 30 1A	7.3		80397 +80390			
10 40 1A	6	5600224	5600153	JOINT	SEAL	DICHTRING
10 50 1A	8	4691037	80397 +80390	COLLIER	COLLAR	SCHELLE
10 60 1B	7	4740269	4740232 / 1.05 b	BOUCHON	PLUG	VERSCHL.STOPFEN
10 60 1B	25	4750695	S	BRIDE	FLANGE	FLANSCH
10 60 1B	30	4690614	S	COLLIER	COLLAR	SCHELLE
10 60 1B	37	4450095		ECROU	NUT	MUTTER
10 60 1B	38	2360064	220 mm	PROTECTEUR	PROTECTOR	SCHUTZ

REVISION M3
REVISION M3
REVISION M3

Page Page Seite	Repère Item Position	Référence Parts number Teilnummer			Désignation Designation Beizeichnung	
10 62 1A	18	3610456	3610337	SUPPORT	BRACKET	TRAEGER
10 62 1A	21	4690907	4690111	COLLIER	COLLAR	SCHELLE
10 62 1A	27	4199347	4199332	DURIT	HOSE	SCHLAUCH
10 62 1A	27.1		4199248/419932			
10 62 1A	29	3630463		SUPPORT	BRACKET	TRAEGER
10 62 1A	30	3630464		BRIDE	FLANGE	FLANSCH
10 62 1A	31	4380033		VIS	SCREW	SCHRAUBE
10 62 1A	32	4490014		RONDELLE	WASHER	UNTERLEGSCHEIBE
10 70 1B	9	477A0003		INDICATEUR NIVEAU	FUEL LEVEL INDICATOR	FÜLLSTANDSANZEIGER
10 75 1A	32	K7032036	05 15 1A	KIT SUPPORT	CARRIER KIT	KIT (TRAEGER)
10 75 1B	26	3831852	3831575/383171	SUPPORT	BRACKET	TRAEGER
10 75 1B	28	K7032036	05 15 1A	KIT SUPPORT	CARRIER KIT	KIT (TRAEGER)
10 75 1B	28.1		K7030309			
10 75 1B	30	4460025	MU8	RONDELLE	WASHER	UNTERLEGSCHEIBE
10 75 1B	31	4450026	NYLSTOP M6	ECROU	NUT	MUTTER
10 75 1B	32	4460019	LU6	RONDELLE	WASHER	UNTERLEGSCHEIBE
10 75 1B	33	5540118	D9/25X5	RONDELLE	WASHER	UNTERLEGSCHEIBE
10 75 1B	34	5140454	M6X18	SUSPENSION	SUSPENSION	ABFEDERUNG
10 75 1B	35	4290055		VIS	SCREW	SCHRAUBE
10 75 1B	36	4410022		ECROU	NUT	MUTTER
10 75 1B	37	4490019		RONDELLE	WASHER	UNTERLEGSCHEIBE
10 75 1B	38	5540050		RONDELLE	WASHER	UNTERLEGSCHEIBE
10 75 1C	1	4460018		RONDELLE	WASHER	UNTERLEGSCHEIBE
10 75 1C	2	4460034		RONDELLE	WASHER	UNTERLEGSCHEIBE
10 75 1C	3	4690616		COLLIER	COLLAR	SCHELLE
10 75 1C	4	4490019		RONDELLE	WASHER	UNTERLEGSCHEIBE
10 75 1C	5	4290033		VIS	SCREW	SCHRAUBE
10 75 1C	6	4290088		VIS	SCREW	SCHRAUBE
10 75 1C	7	4290141		VIS	SCREW	SCHRAUBE
10 75 1C	8	4750357		UNION	CONNECTOR	ANSCHLUSSTEIL
10 75 1C	9	4410022		ECROU	NUT	MUTTER
10 75 1C	10	4750693		UNION	CONNECTOR	ANSCHLUSSTEIL
10 75 1C	11	4195802		FLEXIBLE CARBURANT	FUEL HOSE	KRAFTST.SCHLAUCH
10 75 1C	12	4195744		FLEXIBLE CARBURANT	FUEL HOSE	KRAFTST.SCHLAUCH
10 75 1C	13	4195736		FLEXIBLE CARBURANT	FUEL HOSE	KRAFTST.SCHLAUCH
10 75 1C	14	4194162		FLEXIBLE CARBURANT	FUEL HOSE	KRAFTST.SCHLAUCH
10 75 1C	15	4750026		UNION	CONNECTOR	ANSCHLUSSTEIL
10 75 1C	16	4750276		UNION	CONNECTOR	ANSCHLUSSTEIL
10 75 1C	17	537A0227		RACCORD	NIPPLE	VERBINDUNGSELEMENT
10 75 1C	18	537A0244		CLAPET	POPPET	RUECKSCHL.VENTIL

REVISION M3
REVISION M3
REVISION M3

Page Page Seite	Repère Item Position	Référence Parts number Teilnummer		Désignation Designation Beizeichnung		
10 75 1C	19	537A0221		JOINT	SEAL	DICHTRING
10 75 1C	20	537A0245		POMPE CARBURANT	FUEL PUMP	KRAFTSTOFFPUMPE
10 75 1C	21	4194148		FLEXIBLE CARBURANT	FUEL HOSE	KRAFTST.SCHLAUCH
10 75 1C	22	4700120		COUDE	ELBOW	WINKELSTUECK
10 75 1C	23	4690616		COLLIER	COLLAR	SCHELLE
10 75 1C	24	5540050		RONDELLE	WASHER	UNTERLEGSCHEIBE
10 75 1C	25	4690238		COLLIER	COLLAR	SCHELLE
10 75 1C	26	3831852		SUPPORT	BRACKET	TRAEGER
10 75 1C	27	4290055		VIS	SCREW	SCHRAUBE
10 75 1C	28	5140454		SUSPENSION	SUSPENSION	ABFEDERUNG
10 75 1C	29	5540118		RONDELLE	WASHER	UNTERLEGSCHEIBE
10 75 1C	30	4490003		RONDELLE	WASHER	UNTERLEGSCHEIBE
10 75 1C	31	4450015		ECROU	NUT	MUTTER
10 75 1C	32	4490030		RONDELLE	WASHER	UNTERLEGSCHEIBE
10 75 1C	33	4450026		ECROU	NUT	MUTTER
10 75 1C	34	4460026		RONDELLE	WASHER	UNTERLEGSCHEIBE
10 76 1A	2	4700178	4700153	COUDE	ELBOW	WINKELSTUECK
10 76 1A	4	4690024	4690786	COLLIER	COLLAR	SCHELLE
10 76 1A	10	5140356		PASSE- FILS	GROMMET	GUMMITUELLE
21 50 1A	1	5190218	18-19,5	ROUES	WHEELS	RÄDER
21 50 1A	1.1		5190204			
21 50 1A	3	5260002	5260019	VALVE	VALVE	VENTIL
21 50 1A	4	5250056		PNEU (ALLIANCE)	TYRE (ALLIANCE)	REIFEN (ALLIANCE)
21 50 1A	4.1		5250047			
21 51 1A	1	5190220	600/40-22.5	ROUES LARGES	BROAD WHEELS	BREITE RÄDER
21 51 1A	1.1		5190208			
21 51 1A	4	5250051		PNEU (MITAS)	TYRE (MITAS)	REIFEN (MITAS)
21 51 1A	8	5250058		PNEU (ALLIANCE)	TYRE (ALLIANCE)	REIFEN (ALLIANCE)
21 51 1A	8.1		5250051			
22 10 1B	1	4755153		UNION	CONNECTOR	ANSCHLUSSTEIL
22 10 1B	2	4755011		UNION	CONNECTOR	ANSCHLUSSTEIL
22 10 1B	3	5473066		FLEXIBLE	HOSE	SCHLAUCH
22 10 1B	4	5473052		FLEXIBLE	HOSE	SCHLAUCH
22 10 1B	5	4755155		UNION	CONNECTOR	ANSCHLUSSTEIL
22 10 1B	6	4755051		UNION	CONNECTOR	ANSCHLUSSTEIL
22 10 1B	7	4725014		TE	TEE	T STUECK
22 10 1B	8	5473054		FLEXIBLE	HOSE	SCHLAUCH
22 10 1B	9	4755065		UNION	CONNECTOR	ANSCHLUSSTEIL
22 10 1B	10	4770099		DEMI-BRIDE	HALF-FLANGE	HALBFLANSCHE
22 10 1B	11	4370123		VIS	SCREW	SCHRAUBE

REVISION M3
REVISION M3
REVISION M3

Page Page Seite	Repère Item Position	Référence Parts number Teilnummer		Désignation Designation Beizeichnung	
22 10 1B	12	5477011	FLEXIBLE	HOSE	SCHLAUCH
22 10 1B	13	4755160	UNION	CONNECTOR	ANSCHLUSSTEIL
22 10 1B	14	5477026	FLEXIBLE	HOSE	SCHLAUCH
22 10 1B	15	4755179	UNION	CONNECTOR	ANSCHLUSSTEIL
22 10 1B	16	4370102	VIS	SCREW	SCHRAUBE
22 10 1B	17	5476125	FLEXIBLE	HOSE	SCHLAUCH
22 10 1B	18	4705131	COUDE	ELBOW	WINKELSTUECK
22 10 1B	19	5471058	FLEXIBLE	HOSE	SCHLAUCH
22 10 1B	20	4755008	UNION	CONNECTOR	ANSCHLUSSTEIL
22 10 1B	21	5471207	FLEXIBLE	HOSE	SCHLAUCH
22 10 1B	22	4755151	UNION	CONNECTOR	ANSCHLUSSTEIL
22 10 1B	23	5780269	TUBE	TUBE	ROHR
22 10 1B	24	5780270	TUBE	TUBE	ROHR
22 10 1B	25	5476124	FLEXIBLE	HOSE	SCHLAUCH
22 10 1B	26	4705019	COUDE	ELBOW	WINKELSTUECK
22 10 1B	27	4705013	COUDE	ELBOW	WINKELSTUECK
22 10 1B	28	5471182	FLEXIBLE	HOSE	SCHLAUCH
22 10 1B	29	5473061	FLEXIBLE	HOSE	SCHLAUCH
22 10 1B	30	5474084	FLEXIBLE	HOSE	SCHLAUCH
22 10 1B	31	4755156	UNION	CONNECTOR	ANSCHLUSSTEIL
22 10 1B	32	4705135	COUDE	ELBOW	WINKELSTUECK
22 10 1B	33	5475064	FLEXIBLE	HOSE	SCHLAUCH
22 10 1B	34	4040099	JOINT TORIQUE	O-RING	O-RING
22 10 1B	35	4705121	COUDE	ELBOW	WINKELSTUECK
22 10 1B	36	4755180	UNION	CONNECTOR	ANSCHLUSSTEIL
22 10 1B	37	4725004	TE	TEE	T STUECK
22 50 1A	8	4380052	VIS	SCREW	SCHRAUBE
30 15 1A	2.0	5473055	→I 30396 -30390	FLEXIBLE	HOSE	SCHLAUCH
30 15 1A	2.1	5473107	I→ 30397 +30390	FLEXIBLE	HOSE	SCHLAUCH
30 15 1A	3.0	5473056	→I 30396 -30390	FLEXIBLE	HOSE	SCHLAUCH
30 15 1A	3.1	5473108	I→ 80397 +80390	FLEXIBLE	HOSE	SCHLAUCH
30 15 1A	8.0	5473100	→I 80396 -80390	FLEXIBLE	HOSE	SCHLAUCH
30 15 1A	8.1	5473059	I→ 80397 +80390	FLEXIBLE	HOSE	SCHLAUCH
30 15 1A	9.0	4755153	→I 80396 -80390	UNION	CONNECTOR	ANSCHLUSSTEIL
30 15 1A	9.1	4755008	I→ 80397 +80390	UNION	CONNECTOR	ANSCHLUSSTEIL
30 15 1A	12.0	5473094	→I 80396 -80390	FLEXIBLE	HOSE	SCHLAUCH
30 15 1A	12.1	5473120	I→ 80397 +80390	FLEXIBLE	HOSE	SCHLAUCH
30 15 1A	15	5473130	●○ 5473122/547306	FLEXIBLE	HOSE	SCHLAUCH
30 15 1A	16	4705021		COUDE	ELBOW	WINKELSTUECK
30 15 1A	18	5474143	●○ 5474092	FLEXIBLE	HOSE	SCHLAUCH

REVISION M3
REVISION M3
REVISION M3

Page Page Seite	Repère Item Position	Référence Parts number Teilnummer		Désignation Designation Beizeichnung		
30 15 1A	21	4705021	→I 80396 -80390	COUDE	ELBOW	WINKELSTUECK
41 15 1B	1	4755156		UNION	CONNECTOR	ANSCHLUSSTEIL
41 15 1B	2	5474023		FLEXIBLE	HOSE	SCHLAUCH
41 15 1B	3	5475075		FLEXIBLE	HOSE	SCHLAUCH
41 15 1B	4	4725064		TE	TEE	T STUECK
41 15 1B	5	4705142		COUDE	ELBOW	WINKELSTUECK
41 15 1B	6	4755053		UNION	CONNECTOR	ANSCHLUSSTEIL
41 15 1B	7	4770785		PRISE DE PRESSION	PRESSURE TAPPING	ANSCHLUSS FUR OLDRUC
41 15 1B	8	4705121		COUDE	ELBOW	WINKELSTUECK
41 15 1B	9	5474136		FLEXIBLE	HOSE	SCHLAUCH
41 15 1B	10	5475088	●○ 5475065	FLEXIBLE	HOSE	SCHLAUCH
41 15 1B	11	4755065		UNION	CONNECTOR	ANSCHLUSSTEIL
41 15 1B	12	5471250		FLEXIBLE	HOSE	SCHLAUCH
41 15 1B	13	5471059		FLEXIBLE	HOSE	SCHLAUCH
41 15 1B	14	5474085		FLEXIBLE	HOSE	SCHLAUCH
41 15 1B	15	4725005		TE	TEE	T STUECK
41 15 1B	16	4725004		TE	TEE	T STUECK
41 15 1B	17	4725055		TE	TEE	T STUECK
41 15 1B	18	4755008		UNION	CONNECTOR	ANSCHLUSSTEIL
41 15 1B	19	4755181		UNION	CONNECTOR	ANSCHLUSSTEIL
41 15 1B	20	4755180		UNION	CONNECTOR	ANSCHLUSSTEIL
41 15 1B	21	4755165		UNION	CONNECTOR	ANSCHLUSSTEIL
41 15 1B	22	5471191		FLEXIBLE	HOSE	SCHLAUCH
41 17 1A	3	4705127	→I 80396 -80390	COUDE	ELBOW	WINKELSTUECK
41 17 1A	9	5474024	→I 80396 -80390	FLEXIBLE	HOSE	SCHLAUCH
41 17 1A	9.1	5474136	I→ 80397 +80390	FLEXIBLE	HOSE	SCHLAUCH
41 50 1A	5	4460034		RONDELLE	WASHER	UNTERLEGSCHEIBE
41 50 1A	6	4460034	→I 80396 -80390	RONDELLE	WASHER	UNTERLEGSCHEIBE
41 60 1A	5	4410016	S H M8	ECROU	NUT	MUTTER
42 10 1B	1	4770550		DEMI-BRIDE	HALF-FLANGE	HALBFLANSCHE
42 10 1B	2	4290086		VIS	SCREW	SCHRAUBE
42 10 1B	3	5474094		FLEXIBLE	HOSE	SCHLAUCH
42 10 1B	4	5471047		FLEXIBLE	HOSE	SCHLAUCH
42 10 1B	5	4705127		COUDE	ELBOW	WINKELSTUECK
42 10 1B	6	4755157		UNION	CONNECTOR	ANSCHLUSSTEIL
42 10 1B	7	4755008		UNION	CONNECTOR	ANSCHLUSSTEIL
42 10 1B	8	4040033		JOINT TORIQUE	O-RING	O-RING
42 10 1B	9	4755169		UNION	CONNECTOR	ANSCHLUSSTEIL
42 10 1B	10	5471188		FLEXIBLE	HOSE	SCHLAUCH
42 10 1B	11	5471153		FLEXIBLE	HOSE	SCHLAUCH

REVISION M3
REVISION M3
REVISION M3

Page Page Seite	Repère Item Position	Référence Parts number Teilnummer		Désignation Designation Beizeichnung		
42 10 1B	12	5471172		FLEXIBLE	HOSE	SCHLAUCH
42 10 1B	13	5471153		FLEXIBLE	HOSE	SCHLAUCH
42 10 1B	14	4755051		UNION	CONNECTOR	ANSCHLUSSTEIL
42 10 1B	15	5474116		FLEXIBLE	HOSE	SCHLAUCH
42 10 1B	16	4755065		UNION	CONNECTOR	ANSCHLUSSTEIL
42 10 1B	17		51 41 3A	LIMITEUR	LIMITER	SPARDUESE
42 10 1B	18	4755066		RACCORD	NIPPLE	VERBINDUNGSELEMENT
42 10 1B	19	5471229		FLEXIBLE	HOSE	SCHLAUCH
42 10 1B	20	4725055		TE	TEE	T STUECK
42 10 1B	21	4705131		COUDE	ELBOW	WINKELSTUECK
42 10 1B	22	4740069		BOUCHON	PLUG	VERSCHL.STOPFEN
42 10 1B	23	4725004		TE	TEE	T STUECK
42 30 1A	2	4290195		VIS	SCREW	SCHRAUBE
42 30 1A	3	4460080	S M16	RONDELLE	WASHER	UNTERLEGSCHEIBE
51 10 1A	36	4755051		UNION	CONNECTOR	ANSCHLUSSTEIL
51 10 1A	44	4040037		JOINT TORIQUE	O-RING	O-RING
51 10 1A	60.00	4755051	→I 80352	UNION	CONNECTOR	ANSCHLUSSTEIL
51 10 1A	60.01					
51 10 1A	60.02					
51 10 1A	60.03	4755065	I→ 80353	UNION	CONNECTOR	ANSCHLUSSTEIL
51 10 1A	60.04					
51 10 1A	60.05					
51 10 1A	61	4040029		JOINT TORIQUE	O-RING	O-RING
51 10 1B	1	4735051		BRIDE	FLANGE	FLANSCH
51 10 1B	2	4755170		UNION	CONNECTOR	ANSCHLUSSTEIL
51 10 1B	3	5780523		TUBE	TUBE	ROHR
51 10 1B	4	4770762		BRIDE	FLANGE	FLANSCH
51 10 1B	5	4755162		UNION	CONNECTOR	ANSCHLUSSTEIL
51 10 1B	6	4725066		TE	TEE	T STUECK
51 10 1B	7	4745020		BOUCHON	PLUG	VERSCHL.STOPFEN
51 10 1B	8	5780561		TUBE	TUBE	ROHR
51 10 1B	9	4725058		TE	TEE	T STUECK
51 10 1B	10	4755168		UNION	CONNECTOR	ANSCHLUSSTEIL
51 10 1B	11	4040029		JOINT TORIQUE	O-RING	O-RING
51 10 1B	12	4770785		PRISE DE PRESSION	PRESSURE TAPPING	ANSCHLUSS FUR OLDRUC
51 10 1B	13	4705121		COUDE	ELBOW	WINKELSTUECK
51 10 1B	14	4755152		UNION	CONNECTOR	ANSCHLUSSTEIL
51 10 1B	15	5474099		FLEXIBLE	HOSE	SCHLAUCH
51 10 1B	16	5477031		FLEXIBLE	HOSE	SCHLAUCH
51 10 1B	17	4770136		DEMI-BRIDE	HALF-FLANGE	HALBFLANSCHE

REVISION M3
REVISION M3
REVISION M3

Page Page Seite	Repère Item Position	Référence Parts number Teilnummer		Désignation Designation Beizeichnung		
51 10 1B	18	4290055	VIS	SCREW	SCHRAUBE	
51 10 1B	19	4290026	VIS	SCREW	SCHRAUBE	
51 10 1B	20	4750152	UNION	CONNECTOR	ANSCHLUSSTEIL	
51 10 1B	21	4197045	FLEXIBLE	HOSE	SCHLAUCH	
51 10 1B	22	4755197	UNION	CONNECTOR	ANSCHLUSSTEIL	
51 10 1B	23	4755151	UNION	CONNECTOR	ANSCHLUSSTEIL	
51 10 1B	24	5476130	FLEXIBLE	HOSE	SCHLAUCH	
51 10 1B	25	4755065	UNION	CONNECTOR	ANSCHLUSSTEIL	
51 10 1B	26	5330138	CLAPET ANTI-RETOUR	CHECK VALVE	RUECKSCHLAGVENTIL	
51 10 1B	27	5600010	BAGUE	BUSH	RING	
51 10 1B	28	4750728	UNION	CONNECTOR	ANSCHLUSSTEIL	
51 10 1B	29	4770404	DEMI-BRIDE	HALF-FLANGE	HALBFLANSCHE	
51 10 1B	30	4380068	VIS	SCREW	SCHRAUBE	
51 10 1B	31	4755160	UNION	CONNECTOR	ANSCHLUSSTEIL	
51 10 1B	32	5477004	FLEXIBLE	HOSE	SCHLAUCH	
51 10 1B	33	5471171	FLEXIBLE	HOSE	SCHLAUCH	
51 10 1B	34	5474137	FLEXIBLE	HOSE	SCHLAUCH	
51 10 1B	35	4755008	UNION	CONNECTOR	ANSCHLUSSTEIL	
51 10 1B	36	4755051	UNION	CONNECTOR	ANSCHLUSSTEIL	
51 10 1B	37	4750336	UNION	CONNECTOR	ANSCHLUSSTEIL	
51 10 1B	38	5477023	FLEXIBLE	HOSE	SCHLAUCH	
51 10 1B	39	4755159	UNION	CONNECTOR	ANSCHLUSSTEIL	
51 10 1B	40	4725063	TE	TEE	T STUECK	
51 10 1B	41	5480023	ECROU	NUT	MUTTER	
51 10 1B	42	5485014	RACCORD	NIPPLE	VERBINDUNGSELEMENT	
51 10 1B	43	4290042	VIS	SCREW	SCHRAUBE	
51 10 1B	44	4040037	JOINT TORIQUE	O-RING	O-RING	
51 10 1B	45	4040038	JOINT TORIQUE	O-RING	O-RING	
51 10 1B	46	5478009	FLEXIBLE	HOSE	SCHLAUCH	
51 15 1A	2	4192676	4192282	FLEXIBLE	HOSE	SCHLAUCH
51 15 1A	7	4192694	4192679/419262	FLEXIBLE	HOSE	SCHLAUCH
51 15 1A	15	5474098	80396 -80390	FLEXIBLE	HOSE	SCHLAUCH
51 15 1A	15.1	5474138	80397 +80390	FLEXIBLE	HOSE	SCHLAUCH
51 15 1A	22	5041013		GAINE	SHEATH	HUELLE
51 15 1A	23	K7030527	05 25 1A	KIT OPTIMISATION	KIT OPTIMIZATION	BAUSATZ OPTIMIERUNG
51 15 1A	23.1		80467			
51 20 1A	11	4705135	S	COUDE	ELBOW	WINKELSTUECK
51 20 1A	12	4705127		COUDE	ELBOW	WINKELSTUECK
51 20 1A	14	4725063	4725005	TE	TEE	T STUECK
51 20 1A	25	5600072	80378	JOINT	SEAL	DICHTRING

REVISION M3
REVISION M3
REVISION M3

Page Page Seite	Repère Item Position	Référence Parts number Teilnummer		Désignation Designation Beizeichnung		
51 20 1A	26	5471151	→ 80378	FLEXIBLE	HOSE	SCHLAUCH
51 20 1A	27	4755008	→ 80378	UNION	CONNECTOR	ANSCHLUSSTEIL
51 20 1A	28	4730035	→ 80378	REDUCTEUR	REDUCER	REDUZIERSTUECK
51 20 1A	29	4755009	→ 80378	UNION	CONNECTOR	ANSCHLUSSTEIL
51 20 1B	1	4755008		UNION	CONNECTOR	ANSCHLUSSTEIL
51 20 1B	2	5471162		FLEXIBLE	HOSE	SCHLAUCH
51 20 1B	3	4745026		BOUCHON	PLUG	VERSCHL.STOPFEN
51 20 1B	4	5471161		FLEXIBLE	HOSE	SCHLAUCH
51 20 1B	5	4755011		UNION	CONNECTOR	ANSCHLUSSTEIL
51 20 1B	6	5473057		FLEXIBLE	HOSE	SCHLAUCH
51 20 1B	7	5471257		FLEXIBLE	HOSE	SCHLAUCH
51 20 1B	8	4755051		UNION	CONNECTOR	ANSCHLUSSTEIL
51 20 1B	9	5471249		FLEXIBLE	HOSE	SCHLAUCH
51 20 1B	10	6090088		COLLECTEUR	MANILOLD	KOLLEKTOR
51 20 1B	11	4755009		UNION	CONNECTOR	ANSCHLUSSTEIL
51 20 1B	12	4705131		COUDE	ELBOW	WINKELSTUECK
51 20 1B	13	5475063		FLEXIBLE	HOSE	SCHLAUCH
51 20 1B	14	4725063		TE	TEE	T STUECK
51 20 1B	15	4755168		UNION	CONNECTOR	ANSCHLUSSTEIL
51 20 1B	16	5474021		FLEXIBLE	HOSE	SCHLAUCH
51 20 1B	17	4755156		UNION	CONNECTOR	ANSCHLUSSTEIL
51 20 1B	18	5473064		FLEXIBLE	HOSE	SCHLAUCH
51 20 1B	19	4755156		UNION	CONNECTOR	ANSCHLUSSTEIL
51 20 1B	20	4705021		COUDE	ELBOW	WINKELSTUECK
51 20 1B	21	4755053		UNION	CONNECTOR	ANSCHLUSSTEIL
51 20 1B	22	5474146	●○ 5474025	FLEXIBLE	HOSE	SCHLAUCH
51 20 1B	23	4725014		TE	TEE	T STUECK
51 20 1B	24	4740033		BOUCHON	PLUG	VERSCHL.STOPFEN
51 20 1B	25	5600072		JOINT	SEAL	DICHTRING
51 20 1B	26	5471151		FLEXIBLE	HOSE	SCHLAUCH
51 20 1B	27	4755008		UNION	CONNECTOR	ANSCHLUSSTEIL
51 20 1B	28	4730035		REDUCTEUR	REDUCER	REDUZIERSTUECK
51 40 1A	2	4770785	●○ 4770148	PRISE DE PRESSION	PRESSURE TAPPING	ANSCHLUSS FUR OLDRUC
51 40 1A	4	4755066		RACCORD	NIPPLE	VERBINDUNGSELEMENT
51 40 2A	2	4770785	●○ 4770148	PRISE DE PRESSION	PRESSURE TAPPING	ANSCHLUSS FUR OLDRUC
51 40 2A	4	4755066		RACCORD	NIPPLE	VERBINDUNGSELEMENT
51 41 1A	1	536A0207	NV	ÉLÉMENT D'ENTRÉE	INLET ELEMENT	EINGANGSELEMENT
51 41 4A	6	536A0169		POCHETTE DE JOINTS	SEAL (KIT)	DICHTRING (BAUSATZ)
51 41 4A	8	536A0170		BOUCHON	PLUG	VERSCHL.STOPFEN
51 50 1A	26	4460058	●○ 4460056 / MU20	RONDELLE	WASHER	UNTERLEGSCHEIBE

REVISION M3
REVISION M3
REVISION M3

Page Page Seite	Repère Item Position	Référence Parts number Teilnummer		Désignation Designation Beizeichnung		
51 52 1A	1.2		→I 80352			
51 52 1A	1.3					
51 52 1A	1.4					
51 52 1A	9	5350184	I→ 80353	POMPE HYDRAULIQUE	HYDRAULIC PUMP	HYDROPUMPE
51 52 1A	9.1					
51 52 1A	9.2					
51 60 1A	1	5020162	●○ 5020123	RESERVOIR HYDR	HYDRAULIC TANK	HYDRAULIKTANK
51 60 1A	3	4380054		VIS	SCREW	SCHRAUBE
51 60 2A	1	4770756	→I 80396 -80390	VOYANT NIVEAU HUILE	OIL LEVEL GLASS	OELSTANDANZEIGE
51 60 2A	1.1	4770783	I→ 80397 +80390	VOYANT NIVEAU HUILE	OIL LEVEL GLASS	OELSTANDANZEIGE
51 60 2A	3	3610365	→I 80396 -80390	PROTECTEUR	PROTECTOR	SCHUTZ
51 60 2A	3.1	3610447	I→ 80397 +80390	PROTECTEUR	PROTECTOR	SCHUTZ
51 65 1A	1	5370324	●○ 5370288	MOTEUR HYDRAULIQUE	HYDRAULIC MOTOR	HYDROMOTOR
51 65 1A	7	5370335		MOTEUR HYDRAULIQUE	HYDRAULIC MOTOR	HYDROMOTOR
51 65 1A	8	537A0341		LIMITEUR	LIMITER	SPARDUESE
51 75 1A	11	4380052		VIS	SCREW	SCHRAUBE
51 75 1A	12	4410020		ECROU	NUT	MUTTER
51 75 1A	13	4380059		VIS	SCREW	SCHRAUBE
51 80 1A	1	6090217	→I 80377	BLOC	CARRIER ASS'Y	BLOCK
51 80 1A	1.1	6090272	I→ 80378	BLOC	CARRIER ASS'Y	BLOCK
51 80 1A	5		NV	BLOC	BLOCK	BLOCK
51 80 1A	8	5600089		JOINT TORIQUE	O-RING	O-RING
51 80 1A	9	5600126		JOINT TORIQUE	O-RING	O-RING
51 80 1A	15	4750435		UNION	CONNECTOR	ANSCHLUSSTEIL
51 80 1A	23	4770785	●○ 4770148	PRISE DE PRESSION	PRESSURE TAPPING	ANSCHLUSS FUR OLDRUC
51 80 1A	25	4750720		UNION	CONNECTOR	ANSCHLUSSTEIL
51 80 2A	5		NV	BLOC	BLOCK	BLOCK
51 80 2A	8	5600089		JOINT TORIQUE	O-RING	O-RING
51 80 2A	9	5600126		JOINT TORIQUE	O-RING	O-RING
51 80 2A	15	4750435		UNION	CONNECTOR	ANSCHLUSSTEIL
51 80 2A	23	4770785	●○ 4770148	PRISE DE PRESSION	PRESSURE TAPPING	ANSCHLUSS FUR OLDRUC
51 80 2A	27	4750720		UNION	CONNECTOR	ANSCHLUSSTEIL
51 93 1A	1	6090236		UNITE DE PILOTAGE	PILOT OIL UNIT	STEUEROELVERSORGUNGS
51 93 1A	2	5220109		ELECTRO-DISTRIBUTEUR	SOLENOID-VALVE	ELEKTROVENTIL
51 93 1A	3	5220100		SOLENOIDE	SOLENOID	SOLENOID
51 93 1A	4	5960147		POCHETTE DE JOINTS	SEAL (KIT)	DICHTRING (BAUSATZ)
51 93 1A	5	6090083	NV	BLOC	BLOCK	BLOCK
51 93 1A	6	4290117		VIS	SCREW	SCHRAUBE
51 93 1A	7	4290079		VIS	SCREW	SCHRAUBE
51 95 1A	3.0	4290084		VIS	SCREW	SCHRAUBE

REVISION M3
REVISION M3
REVISION M3

Page Page Seite	Repère Item Position	Référence Parts number Teilnummer		Désignation Designation Beizeichnung		
51 95 1A	3.1		→| 80396 -80390			
51 95 1A	3.2	4290141		VIS	SCREW	SCHRAUBE
51 95 1A	3.3		|→ 80397 +80390			
53 10 1A	9	5473121	●○ 5473035	FLEXIBLE	HOSE	SCHLAUCH
53 20 1A	1	5473121	●○ 5473035	FLEXIBLE	HOSE	SCHLAUCH
53 30 1A	2	4755053	→| 80396 -80390	UNION	CONNECTOR	ANSCHLUSSTEIL
53 30 1A	4	5474026	→| 80396 -80390	FLEXIBLE	HOSE	SCHLAUCH
53 30 1A	5	5474093	→| 80396 -80390	FLEXIBLE	HOSE	SCHLAUCH
53 30 1A	6.0	5471073	→| 80396 -80390	FLEXIBLE	HOSE	SCHLAUCH
53 30 1A	6.1	5471247	|→ 80397 +80390	FLEXIBLE	HOSE	SCHLAUCH
53 30 1A	7	4755161	→| 80396 -80390	UNION	CONNECTOR	ANSCHLUSSTEIL
53 30 1A	13	5474134	|→ 80397 +80390	FLEXIBLE	HOSE	SCHLAUCH
53 30 1A	14	5474135	|→ 80397 +80390	FLEXIBLE	HOSE	SCHLAUCH
53 30 1A	15	4755186	|→ 80397 +80390	UNION	CONNECTOR	ANSCHLUSSTEIL
53 30 1A	16	4755196	|→ 80397 +80390	UNION	CONNECTOR	ANSCHLUSSTEIL
53 30 1A	17	5471073	→| 80396 -80390	FLEXIBLE	HOSE	SCHLAUCH
53 30 1A	17.1	5471141	|→ 80397 +80390	FLEXIBLE	HOSE	SCHLAUCH
54 10 1A	9	5471245	●○ 5471189	FLEXIBLE	HOSE	SCHLAUCH
54 10 1B	1	4770172		DEMI-BRIDE	HALF-FLANGE	HALBFLANSCHE
54 10 1B	2	4290033		VIS	SCREW	SCHRAUBE
54 10 1B	3	5476081		FLEXIBLE	HOSE	SCHLAUCH
54 10 1B	4	5476089		FLEXIBLE	HOSE	SCHLAUCH
54 10 1B	5	5471180		FLEXIBLE	HOSE	SCHLAUCH
54 10 1B	6	5471143	●○ 5471179	FLEXIBLE	HOSE	SCHLAUCH
54 10 1B	7	4755008		UNION	CONNECTOR	ANSCHLUSSTEIL
54 10 1B	8	4705013		COUDE	ELBOW	WINKELSTUECK
54 10 1B	9	5471245		FLEXIBLE	HOSE	SCHLAUCH
54 10 1B	10	5476080		FLEXIBLE	HOSE	SCHLAUCH
54 10 1B	11	4740058		BOUCHON	PLUG	VERSCHL.STOPFEN
54 10 1B	12	4740033		BOUCHON	PLUG	VERSCHL.STOPFEN
54 10 1B	13	4740044		BOUCHON	PLUG	VERSCHL.STOPFEN
54 10 1B	14	4725061		TE	TEE	T STUECK
54 10 1B	15	5471070		FLEXIBLE	HOSE	SCHLAUCH
54 10 1B	16	4725055		TE	TEE	T STUECK
54 10 1B	17	4755066		RACCORD	NIPPLE	VERBINDUNGSELEMENT
54 10 1B	18	5600006		BAGUE	BUSH	RING
54 10 1B	19	5130169		MANO CONTACT	MANO-CONTACT	DRUCKREGLER
54 10 1B	20	4705131		COUDE	ELBOW	WINKELSTUECK
54 10 1B	21	5471143		FLEXIBLE	HOSE	SCHLAUCH
54 10 1B	22	4755151		UNION	CONNECTOR	ANSCHLUSSTEIL

REVISION M3
REVISION M3
REVISION M3

Page Page Seite	Repère Item Position	Référence Parts number Teilnummer		Désignation Designation Beizeichnung		
54 10 1B	23	5780509		TUBE	TUBE	ROHR
54 10 1B	24	5780508		TUBE	TUBE	ROHR
54 10 1B	25	6160033		CAPTEUR	SENSOR	SENSOR
54 10 1B	26	4705013		COUDE	ELBOW	WINKELSTUECK
54 10 1B	27	5471073		FLEXIBLE	HOSE	SCHLAUCH
54 10 1B	28	4740033		BOUCHON	PLUG	VERSCHL.STOPFEN
54 10 1B	29	4745006		BOUCHON	PLUG	VERSCHL.STOPFEN
54 10 1B	30	4690700		SANGLE	BELT	RIEMEN
54 10 1B	31	K7030527	05 25 1A	KIT OPTIMISATION	KIT OPTIMIZATION	BAUSATZ OPTIMIERUNG
54 10 1B	31.1		80467			
54 15 1A	4	5780252	80396 -80390	TUBE	TUBE	ROHR
54 15 1A	4.1	5780511	80397 +80390	TUBE	TUBE	ROHR
54 15 1A	5	5780251	80396 -80390	TUBE	TUBE	ROHR
54 15 1A	5.1	5780510	80397 +80390	TUBE	TUBE	ROHR
54 15 1A	6	5471141	80396 -80390	FLEXIBLE	HOSE	SCHLAUCH
54 15 1A	6.1	5471073	80397 +80390	FLEXIBLE	HOSE	SCHLAUCH
54 15 1A	15	5471047	80396 -80390	FLEXIBLE	HOSE	SCHLAUCH
54 15 1A	15.1	5471141	80397 +80390	FLEXIBLE	HOSE	SCHLAUCH
54 20 1A	4	5471058	80396 -80390	FLEXIBLE	HOSE	SCHLAUCH
54 20 1A	4.1	5471207	80397 +80390	FLEXIBLE	HOSE	SCHLAUCH
54 20 1A	5	5471057	80396 -80390	FLEXIBLE	HOSE	SCHLAUCH
54 20 1A	5.1	5471061	80397 +80390	FLEXIBLE	HOSE	SCHLAUCH
54 20 1A	7	5780254	80396 -80390	TUBE	TUBE	ROHR
54 20 1A	7.1	5780513	80397 +80390	TUBE	TUBE	ROHR
54 20 1A	8	5780253	80396 -80390	TUBE	TUBE	ROHR
54 20 1A	8.1	5780512	80397 +80390	TUBE	TUBE	ROHR
54 20 1A	10	5780279	80440 -80436	TUBE	TUBE	ROHR
54 20 1A	10.1		23			
54 20 1A	11	5476070	S	FLEXIBLE	HOSE	SCHLAUCH
54 20 1A	12	5780506	5780240	TUBE	TUBE	ROHR
54 20 1A	14	5780505	5780239	TUBE	TUBE	ROHR
54 20 1A	19	5471047	80396 -80390	FLEXIBLE	HOSE	SCHLAUCH
54 20 1A	19.1	5471143	80397 +80390	FLEXIBLE	HOSE	SCHLAUCH
54 20 1A	20	5476135		FLEXIBLE	HOSE	SCHLAUCH
54 20 1A	21	5476137		FLEXIBLE	HOSE	SCHLAUCH
54 20 1A	22	5780581	80441 +80436	TUBE	TUBE	ROHR
54 20 1A	23	K7032041	05 25 1A	TUBE (JEU)	TUBE (KIT)	ROHR (BAUSATZ)
54 20 2A	1	5476095	S	FLEXIBLE	HOSE	SCHLAUCH
54 20 2A	2	5780507	5780286	TUBE	TUBE	ROHR
54 20 2A	3	5476135		FLEXIBLE	HOSE	SCHLAUCH

REVISION M3
REVISION M3
REVISION M3

Page Page Seite	Repère Item Position	Référence Parts number Teilnummer		Désignation Designation Beizeichnung		
54 20 2A	4	5476137		FLEXIBLE	HOSE	SCHLAUCH
54 20 3A	1	5476099	S	FLEXIBLE	HOSE	SCHLAUCH
54 20 3A	2	5476098	S	FLEXIBLE	HOSE	SCHLAUCH
54 20 3A	11	5476135		FLEXIBLE	HOSE	SCHLAUCH
54 20 3A	12	5476139		FLEXIBLE	HOSE	SCHLAUCH
54 20 3A	13	5476138		FLEXIBLE	HOSE	SCHLAUCH
54 21 1A	11	5780483	16	TUBE	TUBE	ROHR
54 21 1A	11.1		5780278			
54 21 1A	11.2		80440 -80436			
54 21 1A	15	5780568	80441 +80436	TUBE	TUBE	ROHR
54 21 1A	16	K7032040	05 25 1A	TUBE (JEU)	TUBE (KIT)	ROHR (BAUSATZ)
54 25 1A	3	5780256	80396 -80390	TUBE	TUBE	ROHR
54 25 1A	3.1	5780514	80397 +80390	TUBE	TUBE	ROHR
54 25 1A	4	5780255	80396 -80390	TUBE	TUBE	ROHR
54 25 1A	4.1	5780515	80397 +80390	TUBE	TUBE	ROHR
54 25 1A	5	5471067	80396 -80390	FLEXIBLE	HOSE	SCHLAUCH
54 25 1A	5.1	5471205	80397 +80390	FLEXIBLE	HOSE	SCHLAUCH
54 25 1A	8	5476065	S	FLEXIBLE	HOSE	SCHLAUCH
54 25 1A	17	5471067	80396 -80390	FLEXIBLE	HOSE	SCHLAUCH
54 25 1A	17.1	5471246	80397 +80390	FLEXIBLE	HOSE	SCHLAUCH
54 25 1A	18	5476135		FLEXIBLE	HOSE	SCHLAUCH
54 25 1A	19	5476137		FLEXIBLE	HOSE	SCHLAUCH
54 30 1B	1	5471244		FLEXIBLE	HOSE	SCHLAUCH
54 30 1B	2	5780525		TUBE	TUBE	ROHR
54 30 1B	3	4755008		UNION	CONNECTOR	ANSCHLUSSTEIL
54 30 1B	4	5471261		FLEXIBLE	HOSE	SCHLAUCH
54 30 1B	5	5471130		FLEXIBLE	HOSE	SCHLAUCH
54 30 1B	6	5780242		TUBE	TUBE	ROHR
54 30 1B	7	5780482		TUBE	TUBE	ROHR
54 30 1B	8	5471262		FLEXIBLE	HOSE	SCHLAUCH
54 30 1B	9	5471155	5471191	FLEXIBLE	HOSE	SCHLAUCH
54 30 1B	10	4755011		UNION	CONNECTOR	ANSCHLUSSTEIL
54 30 1B	11	5473091		FLEXIBLE	HOSE	SCHLAUCH
54 30 1B	12	4755045		UNION	CONNECTOR	ANSCHLUSSTEIL
54 30 1B	13	5780243		TUBE	TUBE	ROHR
54 30 1B	14	4755153		UNION	CONNECTOR	ANSCHLUSSTEIL
54 30 1B	15	4705131		COUDE	ELBOW	WINKELSTUECK
54 30 1B	16	4755009		UNION	CONNECTOR	ANSCHLUSSTEIL
54 30 1B	17	4740012		BOUCHON	PLUG	VERSCHL.STOPFEN
54 30 1B	18	5471143		FLEXIBLE	HOSE	SCHLAUCH

REVISION M3
REVISION M3
REVISION M3

Page Page Seite	Repère Item Position	Référence Parts number Teilnummer		Désignation Designation Beizeichnung	
54 30 1B	19	5473095	FLEXIBLE	HOSE	SCHLAUCH
54 30 1B	20	4745027	BOUCHON	PLUG	VERSCHL.STOPFEN
54 30 2B	1	5471244	FLEXIBLE	HOSE	SCHLAUCH
54 30 2B	2	5780560	TUBE	TUBE	ROHR
54 30 2B	3	4755008	UNION	CONNECTOR	ANSCHLUSSTEIL
54 30 2B	4	5471069	FLEXIBLE	HOSE	SCHLAUCH
54 30 2B	5	5471198	FLEXIBLE	HOSE	SCHLAUCH
54 30 2B	6	5780242	TUBE	TUBE	ROHR
54 30 2B	7	5780559	TUBE	TUBE	ROHR
54 30 2B	8	5471069	FLEXIBLE	HOSE	SCHLAUCH
54 30 2B	9	5471155	●○ 5471191 FLEXIBLE	HOSE	SCHLAUCH
54 30 2B	10	4745027	BOUCHON	PLUG	VERSCHL.STOPFEN
54 30 2B	11	4710002	PASSE-CLOISON	BULKHEAD GROMMET	DURCHGANG
54 30 2B	12	5471143	FLEXIBLE	HOSE	SCHLAUCH
54 30 2B	13	4740012	BOUCHON	PLUG	VERSCHL.STOPFEN
54 30 2B	14	4755009	UNION	CONNECTOR	ANSCHLUSSTEIL
54 30 2B	15	4705131	COUDE	ELBOW	WINKELSTUECK
54 31 1A	13	5780299	→| 80396 -80390 TUBE	TUBE	ROHR
54 31 1A	13.1	5780562	|→ 80397 +80390 TUBE	TUBE	ROHR
54 31 1A	14	5780300	→| 80396 -80390 TUBE	TUBE	ROHR
54 31 1A	14.1	5780563	|→ 80397 +80390 TUBE	TUBE	ROHR
54 32 1A	2	4192483	●○ 4192484 FLEXIBLE	HOSE	SCHLAUCH
54 32 1A	13	5780309	→| 80396 -80390 TUBE	TUBE	ROHR
54 32 1A	13.1	5780565	|→ 80397 +80390 TUBE	TUBE	ROHR
54 32 1A	14	5780308	→| 80396 -80390 TUBE	TUBE	ROHR
54 32 1A	14.1	5780564	|→ 80397 +80390 TUBE	TUBE	ROHR
54 32 1A	19	4760108	●○ 4192625 RACCORD	UNION	VERBINDUNGSELEMENT
54 32 2A	2	4192483	●○ 4192484 FLEXIBLE	HOSE	SCHLAUCH
54 32 2A	19	4760108	●○ 4192625 RACCORD	UNION	VERBINDUNGSELEMENT
54 35 1A	10	4745021	S BOUCHON	PLUG	VERSCHL.STOPFEN
54 35 1A	11	5471061	FLEXIBLE	HOSE	SCHLAUCH
54 35 1A	20	5780257	→| 80396 -80390 TUBE	TUBE	ROHR
54 35 1A	20.1	5780516	|→ 80397 +80390 TUBE	TUBE	ROHR
54 35 1A	21	5780258	→| 80396 -80390 TUBE	TUBE	ROHR
54 35 1A	21.1	5780517	|→ 80397 +80390 TUBE	TUBE	ROHR
54 35 1A	24	5476065	S FLEXIBLE	HOSE	SCHLAUCH
54 35 1A	27	4740155	BOUCHON	PLUG	VERSCHL.STOPFEN
54 35 1A	30	5471061	FLEXIBLE	HOSE	SCHLAUCH
54 35 1A	31	4705131	|→ 80397 +80390 COUDE	ELBOW	WINKELSTUECK
54 35 1A	32	4755158	UNION	CONNECTOR	ANSCHLUSSTEIL

REVISION M3
REVISION M3
REVISION M3

Page Page Seite	Repère Item Position	Référence Parts number Teilnummer		Désignation Designation Beizeichnung		
54 35 1A	33	4750559		COUPLEUR (FEMELLE)	COUPLER (FEMALE)	KUPPLUNGSSTUECK
54 35 1A	34	5476135		FLEXIBLE	HOSE	SCHLAUCH
54 35 1A	35	5476137		FLEXIBLE	HOSE	SCHLAUCH
54 35 2A	3	4745021	S	BOUCHON	PLUG	VERSCHL.STOPFEN
54 35 2A	4	4755158		UNION	CONNECTOR	ANSCHLUSSTEIL
54 35 2A	6	4750559		COUPLEUR (FEMELLE)	COUPLER (FEMALE)	KUPPLUNGSSTUECK
54 35 2A	7	4740155		BOUCHON	PLUG	VERSCHL.STOPFEN
54 35 3A	8	4745021	S	BOUCHON	PLUG	VERSCHL.STOPFEN
54 35 3A	9	4755158		UNION	CONNECTOR	ANSCHLUSSTEIL
54 35 3A	15	4750559		COUPLEUR (FEMELLE)	COUPLER (FEMALE)	KUPPLUNGSSTUECK
54 35 3A	16	4740155		BOUCHON	PLUG	VERSCHL.STOPFEN
54 40 1B	1	4770172		DEMI-BRIDE	HALF-FLANGE	HALBFLANSCHE
54 40 1B	2	4290033		VIS	SCREW	SCHRAUBE
54 40 1B	3	4040030		JOINT TORIQUE	O-RING	O-RING
54 40 1B	4	5780273		TUBE	TUBE	ROHR
54 40 1B	5	5780275		TUBE	TUBE	ROHR
54 40 1B	6	4780014		ROBINET	COCK	ABSPERRHAHN
54 40 1B	7	4755164		UNION	CONNECTOR	ANSCHLUSSTEIL
54 40 1B	8	5476087		FLEXIBLE	HOSE	SCHLAUCH
54 40 1B	9	5476085		FLEXIBLE	HOSE	SCHLAUCH
54 40 1B	10	4725062		TE	TEE	T STUECK
54 40 1B	11	5476088		FLEXIBLE	HOSE	SCHLAUCH
54 40 1B	12	5476086		FLEXIBLE	HOSE	SCHLAUCH
54 40 1B	13	4745021		BOUCHON	PLUG	VERSCHL.STOPFEN
54 40 1B	14	4755011		UNION	CONNECTOR	ANSCHLUSSTEIL
54 40 1B	15	K4750602		COUPLEUR	COUPLER	KUPPLUNGSSTUECK
54 40 1B	16	5473059		FLEXIBLE	HOSE	SCHLAUCH
54 40 1B	17	4690700		SANGLE	BELT	RIEMEN
54 40 1B	18	5473095		FLEXIBLE	HOSE	SCHLAUCH
54 40 1B	19	5780243		TUBE	TUBE	ROHR
54 40 1B	20	5473090		FLEXIBLE	HOSE	SCHLAUCH
54 40 1B	21	4745022		BOUCHON	PLUG	VERSCHL.STOPFEN
54 40 1B	22	4755008		UNION	CONNECTOR	ANSCHLUSSTEIL
54 40 1B	23	5471061		FLEXIBLE	HOSE	SCHLAUCH
54 40 1B	24	4725055		TE	TEE	T STUECK
54 40 1B	25	5473123		FLEXIBLE	HOSE	SCHLAUCH
54 40 1B	26	5473129		FLEXIBLE	HOSE	SCHLAUCH
54 50 1A	1.1	5670988	⟼ 80150	VERIN DE FLECHE	BOOM CYLINDER	AUSLEGERZYLINDER
54 50 1A	1.2		●○ 5670954			
54 50 1A	3	5640696	●○ 5640539	JONC D'ARRET	STOP WEDDING RING	ANSCHLAGSSCHEIBE

REVISION M3
REVISION M3
REVISION M3

Page Page Seite	Repère Item Position	Référence Parts number Teilnummer		Désignation Designation Beizeichnung		
54 50 1A	11.1	5930465	→ 80150	CORPS DE VERIN	CYLINDER HOUSING	ZYLINDERGEHAEUSE
54 50 1A	11.2		● 5930419			
54 50 1A	12.1	5940558	→ 80150	TIGE DE VERIN	CYLINDER ROD	KOLBENSTANGE
54 50 1A	12.2		● 5940520			
54 50 1A	14	4590062	● 4590037	BAGUE	BUSH	RING
54 52 1A	1.1	5670987	→ 80150	VERIN DE FLECHE	BOOM CYLINDER	AUSLEGERZYLINDER
54 52 1A	1.2		● 5670953			
54 52 1A	3	5640696	● 5640539	JONC D'ARRET	STOP WEDDING RING	ANSCHLAGSSCHEIBE
54 52 1A	6	5950241	● 5950213	PISTON	PISTON	KOLBEN
54 52 1A	6.1		▭ 17			
54 52 1A	11.1	5930464	→ 80150	CORPS DE VERIN	CYLINDER HOUSING	ZYLINDERGEHAEUSE
54 52 1A	11.2		● 5930417			
54 52 1A	12.1	5940558	→ 80150	TIGE DE VERIN	CYLINDER ROD	KOLBENSTANGE
54 52 1A	12.2		● 5940520			
54 52 1A	14	4590062	● 4590037	BAGUE	BUSH	RING
54 52 1A	15	5640701	→ 80353	ENTRETOISE	SPACER	ABSTANDSTUECK
54 52 1A	16	4290077	→ 80353/CHC M8X	VIS	SCREW	SCHRAUBE
54 52 1A	17	5950242		PISTON	PISTON	KOLBEN
54 55 1A	1	5670986	● 5670929	VERIN BEC DE FLECHE	BOOM NOSE PIECE RAM	BESCHICKER-ARM ZYLIN
54 55 1A	2	5640696	● 5640539	JONC D'ARRET	STOP WEDDING RING	ANSCHLAGSSCHEIBE
54 55 1A	5	5940557	● 5940475	TIGE DE VERIN	ROD ASS'Y	KOLBENSTANGE
54 55 1A	6	5930468	● 5930383	CORPS DE VERIN	CYLINDER HOUSING	ZYLINDERGEHAEUSE
54 55 1A	9	4590062	● 4590037	BAGUE	BUSH	RING
54 60 1B	1	5671003		VERIN	RAM	ZYLINDER
54 60 1B	2	5940269		TIGE DE VERIN	CYLINDER ROD	KOLBENSTANGE
54 60 1B	3	3870235		BAGUE	BUSH	RING
54 60 1B	4	6140036		JOINT	SEAL	DICHTRING
54 60 1B	5	5950116		PALIER	BEARING	LAGER
54 60 1B	6	5950123		PISTON	PISTON	KOLBEN
54 60 1B	7	5640216		ECROU A CRENEAUX	CASTLE NUT	KRONENMUTTER
54 60 1B	8	5930422		CORPS DE VERIN	CYLINDER HOUSING	ZYLINDERGEHAEUSE
54 60 1B	9	5960076		POCHETTE DE JOINTS	SEAL (KIT)	DICHTRING (BAUSATZ)
54 60 1B	10	4700174		RACCORD BANJO	BANJO FITTING	RINGSTUECK
54 60 1B	11	5580005		GRAISSEUR	GREASE FITING	SCHMIERNIPPEL
54 60 1B	12	4770106		BAGUE	BUSH	RING
54 60 1B	13	5580006	● 5580005/90°	GRAISSEUR	GREASE FITING	SCHMIERNIPPEL
54 60 1B	14	5220135		CLAPET ANTI-RETOUR	CHECK VALVE	RUECKSCHLAGVENTIL
54 60 1B	15	4040292		JOINT TORIQUE	O-RING	O-RING
54 65 1A	1	5670980	● 5670930/567097	VERIN DE BRAS	ARM RAM	ARMZYLINDER
54 65 1A	1.1		▭ 5671016+13			

REVISION M3
REVISION M3
REVISION M3

Page Page Seite	Repère Item Position	Référence Parts number Teilnummer		Désignation Designation Beizeichnung		
54 65 1A	1.2					
54 65 1A	1.3					
54 65 1A	2	5640696	5640539	JONC D'ARRET	STOP WEDDING RING	ANSCHLAGSSCHEIBE
54 65 1A	5	5930467	5930385	CORPS DE VERIN	CYLINDER HOUSING	ZYLINDERGEHAEUSE
54 65 1A	5.1		5930497+13			
54 65 1A	5.2					
54 65 1A	5.3					
54 65 1A	6	5940563	5940478	TIGE DE VERIN	ROD ASS'Y	KOLBENSTANGE
54 65 1A	8	4590062	4590037	BAGUE	BUSH	RING
54 65 1A	13	K7032040	05 25 1A	TUBE (JEU)	TUBE (KIT)	ROHR (BAUSATZ)
54 65 1A	14	K7032041	05 25 1A	TUBE (JEU)	TUBE (KIT)	ROHR (BAUSATZ)
54 65 1B	1	5671016		VERIN DE BRAS	ARM RAM	ARMZYLINDER
54 65 1B	2	5640696		JONC D'ARRET	STOP WEDDING RING	ANSCHLAGSSCHEIBE
54 65 1B	3	5640540		AXE DE PISTON	PISTON PIN	KOLBENBOLZEN
54 65 1B	4	5960149		POCHETTE DE JOINTS	SEAL (KIT)	DICHTRING (BAUSATZ)
54 65 1B	5	5930497		CORPS DE VERIN	CYLINDER HOUSING	ZYLINDERGEHAEUSE
54 65 1B	6	5940563		TIGE DE VERIN	ROD ASS'Y	KOLBENSTANGE
54 65 1B	7	5580008		GRAISSEUR	GREASE FITING	SCHMIERNIPPEL
54 65 1B	8	4590062		BAGUE	BUSH	RING
54 65 1B	9	6140038		JOINT	SEAL	DICHTRING
54 65 1B	10	5950221		PALIER	BEARING	LAGER
54 65 1B	11	5640607		BAGUE	BUSH	RING
54 65 1B	12	5950222		PISTON	PISTON	KOLBEN
54 65 1B	13	K7032040	05 25 1A	TUBE (JEU)	TUBE (KIT)	ROHR (BAUSATZ)
54 65 1B	14	K7032041	05 25 1A	TUBE (JEU)	TUBE (KIT)	ROHR (BAUSATZ)
54 65 1B	15	3320109	NV	PLAQUE	DISC PLATE	PLATTE
54 65 2A	1.1	5670994	80376	VERIN DE BRAS	ARM RAM	ARMZYLINDER
54 65 2A	1.2		5670951			
54 65 2A	5	5930469	5930389	CORPS DE VERIN	CYLINDER HOUSING	ZYLINDERGEHAEUSE
54 65 2A	6.1	5940564	80376	TIGE DE VERIN	ROD ASS'Y	KOLBENSTANGE
54 65 2A	6.2		5940514			
54 65 2A	8	4590064	4590036	BAGUE	BUSH	RING
54 65 2A	11	5640619	S	BAGUE	BUSH	RING
54 65 2A	14.1	5960200	80376	POCHETTE DE JOINTS	SEAL (KIT)	DICHTRING (BAUSATZ)
54 65 2A	14.2		5960187			
54 65 2A	15	4590063	4590049	BAGUE	BUSH	RING
54 70 1B	1	5671004		VERIN GODET	BUCKET CYLINDER	LOEFFELZYLINDER
54 70 1B	2	5640702		ECROU A CRENEAUX	CASTLE NUT	KRONENMUTTER
54 70 1B	3	5940576		TIGE DE VERIN	CYLINDER ROD	KOLBENSTANGE
54 70 1B	4	5930479		CORPS DE VERIN	CYLINDER HOUSING	ZYLINDERGEHAEUSE

REVISION M3
REVISION M3
REVISION M3

Page Page Seite	Repère Item Position	Référence Parts number Teilnummer		Désignation Designation Beizeichnung		
54 70 1B	5	5580008		GRAISSEUR	GREASE FITING	SCHMIERNIPPEL
54 70 1B	6	3870235		BAGUE	BUSH	RING
54 70 1B	7	6140036		JOINT	SEAL	DICHTRING
54 70 1B	8	5580010		GRAISSEUR	GREASE FITING	SCHMIERNIPPEL
54 70 1B	9	5950116		PALIER	BEARING	LAGER
54 70 1B	10	5950243		PISTON	PISTON	KOLBEN
54 70 1B	11	5960076		POCHETTE DE JOINTS	SEAL (KIT)	DICHTRING (BAUSATZ)
54 75 1B	1		68 50 1B / 68 53	PORTE-OUTILS	TOOLS-HOLDER	WERKZEUGETRÄGER
54 75 1B	2	4740248		BOUCHON	PLUG	VERSCHL.STOPFEN
54 75 1B	3	3950027		PISTON	PISTON	KOLBEN
54 75 1B	4	4620024		CIRCLIP	CIRCLIP	SICHERUNGSRING
54 75 1B	5	4040322		JOINT TORIQUE	O-RING	O-RING
54 75 1B	6	6130048		JOINT RACLEUR	WIPER RING	ABSTREIFER RING
54 75 1B	7	6120133		JOINT	SEAL	DICHTRING
54 75 1B	8	3950026		BAGUE	BUSHING	BUCHSE
54 75 1B	9	6110028		JOINT	SEAL	DICHTRING
54 75 1B	10	6120135		PORTEUR TIGE	CARRIER STEM	TRÄGER STAMM
54 75 1B	11	3730077		PISTON	PISTON	KOLBEN
54 75 1B	12	6120124		JOINT	SEAL	DICHTRING
54 75 1B	13	6130046		JOINT RACLEUR	WIPER RING	ABSTREIFER RING
54 75 1B	14	5220132		CLAPET	NON RETURN VALVE	RUECKSCHL.VENTIL
55 10 1A	3	4755153		UNION	CONNECTOR	ANSCHLUSSTEIL
55 10 1A	16	4770784	4755153	CLAPET ANTI-RETOUR	CHECK VALVE	RUECKSCHLAGVENTIL
56 10 1B	1	4770766		UNION	CONNECTOR	ANSCHLUSSTEIL
56 10 1B	2	4700119		COUDE	ELBOW	WINKELSTUECK
56 10 1B	3	4192297		FLEXIBLE	HOSE	SCHLAUCH
56 10 1B	4	4192590		FLEXIBLE	HOSE	SCHLAUCH
56 10 1B	5	4750174		ADAPTATEUR	ADAPTOR	ANSCHLUSSTUECK
56 10 1B	6	4755009		UNION	CONNECTOR	ANSCHLUSSTEIL
56 10 1B	7	5471018		FLEXIBLE	HOSE	SCHLAUCH
56 10 1B	8	4705131		COUDE	ELBOW	WINKELSTUECK
56 10 1B	9	4755153		UNION	CONNECTOR	ANSCHLUSSTEIL
56 10 1B	10	4725051		TE	TEE	T STUECK
56 10 1B	11	4705021		COUDE	ELBOW	WINKELSTUECK
56 10 1B	12	5471050		FLEXIBLE	HOSE	SCHLAUCH
56 10 1B	13	5473071		FLEXIBLE	HOSE	SCHLAUCH
56 10 1B	14	4755008		UNION	CONNECTOR	ANSCHLUSSTEIL
56 10 1B	15	5471043		FLEXIBLE	HOSE	SCHLAUCH
56 10 1B	16	5473059		FLEXIBLE	HOSE	SCHLAUCH
56 52 1A	3	4490014		RONDELLE	WASHER	UNTERLEGSCHEIBE

REVISION M3
REVISION M3
REVISION M3

Page Page Seite	Repère Item Position	Référence Parts number Teilnummer			Désignation Designation Beizeichnung		
56 52 1A	5	4380368			VIS	SCREW	SCHRAUBE
56 52 1A	6	4450026			ECROU	NUT	MUTTER
61 15 1A	4	5580008			GRAISSEUR	GREASE FITING	SCHMIERNIPPEL
61 15 1A	27	5580010			GRAISSEUR	GREASE FITING	SCHMIERNIPPEL
61 40 1A	25	5530061	⧗	1 mm	CALE	SHIM	KEIL
61 40 1A	26	5540038	⧗	3 mm	CALE	SHIM	KEIL
61 40 1A	27	5540119	⧗	2 mm	CALE	SHIM	KEIL
61 50 1A	1.0	4290007			VIS	SCREW	SCHRAUBE
61 50 1A	7	4690859			BRIDE	FLANGE	FLANSCH
62 10 1C	1	5460512			ENSEMBLE TOURELLE	TOWER ASSEMBLY	TURM EINHEIT
62 10 1C	2	3831800			TOURELLE	TOWER	TURM
62 10 1C	3	3870361			BAGUE	BUSH	BUCHSE
62 10 1C	4	3831654			SUPPORT	BRACKET	TRAEGER
62 10 1C	5	4380067			VIS	SCREW	SCHRAUBE
62 10 1C	6	4490019			RONDELLE	WASHER	UNTERLEGSCHEIBE
62 10 1C	7	4090373			AXE	CLEVIS PIN	BOLZEN
62 10 1C	8	4090486			AXE	CLEVIS PIN	BOLZEN
62 10 1C	9	4380104			VIS	SCREW	SCHRAUBE
62 10 1C	10	4460056			RONDELLE	WASHER	UNTERLEGSCHEIBE
62 10 1C	11	3610375	▶		SUPPORT	BRACKET	TRAEGER
62 10 1C	12	3610339	◀		SUPPORT	BRACKET	TRAEGER
62 10 1C	13	4380047			VIS	SCREW	SCHRAUBE
62 10 1C	14	4460025			RONDELLE	WASHER	UNTERLEGSCHEIBE
62 10 1C	15	4290019			VIS	SCREW	SCHRAUBE
62 10 1C	16	4450008			ECROU	NUT	MUTTER
62 10 1C	17	4410022			ECROU	NUT	MUTTER
62 10 1C	18	5030071			CARTER	SUMP	WANNE
62 10 1C	19	4380054			VIS	SCREW	SCHRAUBE
62 10 1C	20	4490003			RONDELLE	WASHER	UNTERLEGSCHEIBE
62 10 1C	21	3610333			TOLE	SHIELD	SCHUTZBLECH
62 10 1C	22	4380055			VIS	SCREW	SCHRAUBE
62 10 1C	23	4460034			RONDELLE	WASHER	UNTERLEGSCHEIBE
62 10 1C	24	3610429			TOLE	SHIELD	SCHUTZBLECH
62 10 1C	25	3610428			TOLE	SHIELD	SCHUTZBLECH
62 10 1C	26	3610393			TOLE ANTIRECYCLAGE	SHIELD	SCHUTZBLECH
62 10 1C	27	3610394			TOLE ANTIRECYCLAGE	SHIELD	SCHUTZBLECH
62 10 1C	28	4490006			RONDELLE	WASHER	UNTERLEGSCHEIBE
62 10 1C	29	5320090			RETROVISEUR	MIRROR	SPIEGEL
62 10 1C	30	3831515			SUPPORT	BRACKET	TRAEGER
62 10 1C	31	3250417			PLAQUE	PLATE	PLATTE

REVISION M3
REVISION M3
REVISION M3

Page Page Seite	Repère Item Position	Référence Parts number Teilnummer		Désignation Designation Beizeichnung		
62 10 1C	32	4290005		VIS	SCREW	SCHRAUBE
62 10 1C	33	4490014		RONDELLE	WASHER	UNTERLEGSCHEIBE
62 10 1C	34	4450026		ECROU	NUT	MUTTER
62 10 1C	36	4380052		VIS	SCREW	SCHRAUBE
62 10 1C	37	4450044		ECROU EN CAGE	CAGE NUT	KÄFFIG MUTTER
62 10 1C	38	5600153		JOINT	SEAL	DICHTRING
62 10 1C	39	3610356	D-NL	BAVETTE DROITE	RIGTH MUD FLAP	SCMUTZFÄNGER RECHT
62 10 1C	40	3610357	D-NL	BAVETTE GAUCHE	LEFT MUD FLAP	SCHMUTZFÄNGER LINKS
62 10 1C	41	5140435		PASSE- FILS	GROMMET	GUMMITUELLE
62 10 1C	42	3610361		TOLE ANTIRECYCLAGE	SHIELD	SCHUTZBLECH
62 10 1C	44	4380031		VIS	SCREW	SCHRAUBE
62 10 1C	45	5600069		JOINT	SEAL	DICHTRING
62 10 1C	46	5041000		PLAQUE	PLATE	PLATTE
62 10 1C	47	4240028		VIS	SCREW	SCHRAUBE
62 10 1C	48	4410016		ECROU	NUT	MUTTER
62 10 1C	49	K7032046	05 25 1A	KIT : PROTECTION	KIT: HOSES	BAUSAZT : SCHUTZ
62 10 1C	50	5400747		PLAN DE MONTAGE	MOUNTING DRAWING	MONTAGE ZEICHNUNG
62 30 1B	1	5270199		POIGNEE	HANDLE	HANDGRIFF
62 30 1B	2	3831371		ARCEAU	CORD	BUGEL
62 30 1B	3	6200071		SERRURE	LOCK	SCHLOSS
62 30 1B	4	6200124		SUPPORT	BRACKET	TRAEGER
62 30 1B	5	6200094		GACHE	TRIGGER	DRUECKER
62 30 1B	6	4290005		VIS	SCREW	SCHRAUBE
62 30 1B	7	4460018		RONDELLE	WASHER	UNTERLEGSCHEIBE
62 30 1B	8	4380047		VIS	SCREW	SCHRAUBE
62 30 1B	9	4460025		RONDELLE	WASHER	UNTERLEGSCHEIBE
62 30 1B	10	4450015		ECROU	NUT	MUTTER
62 30 1B	11	4460035		RONDELLE	WASHER	UNTERLEGSCHEIBE
62 30 1B	12	4380060		VIS	SCREW	SCHRAUBE
62 30 1B	13	4460034		RONDELLE	WASHER	UNTERLEGSCHEIBE
62 30 1B	14	4420020		ECROU	NUT	MUTTER
62 30 1B	15	4450008		ECROU	NUT	MUTTER
62 30 1B	16	3420855		PATTE D'ATTACHE	FASTENING LUGS	BEFESTIGUNGSCHLAUFEN
62 30 1B	17	4380046		VIS	SCREW	SCHRAUBE
62 30 1B	18	4380048		VIS	SCREW	SCHRAUBE
62 30 1B	19	4820020		VERIN PNEUMATIQUE	PNEUMATIC CYLINDER	LUFTZYLINDER
62 30 1B	20	4410016		ECROU	NUT	MUTTER
62 30 1B	21	5600142	⟷ 600 mm	JOINT	SEAL	DICHTRING
62 30 1B	22	5600158	⟷ 4800 mm	JOINT	SEAL	DICHTRING
62 30 1B	23	4660057		CHARNIERE	HINGE	SCHARNIER

REVISION M3
REVISION M3
REVISION M3

Page Page Seite	Repère Item Position	Référence Parts number Teilnummer		Désignation Designation Beizeichnung		
62 30 1B	24	4380043		VIS	SCREW	SCHRAUBE
62 30 1B	25	3610332		TOLE	SHIELD	SCHUTZBLECH
62 30 1B	26	4380055		VIS	SCREW	SCHRAUBE
62 30 1B	27	5380825		CAPOT	HOOD	HAUBE
62 30 1B	28	5380828		CAPOT MOTEUR	ENGINE COVER	MOTORHAUBE
62 30 1B	29	4380044		VIS	SCREW	SCHRAUBE
62 30 1B	30	4490023		RONDELLE	WASHER	UNTERLEGSCHEIBE
62 35 1A	4	3831326	→| 80396 -80390	SUPPORT	BRACKET	TRAEGER
62 35 1A	4.1	3831899	|→ 80397 +80390	SUPPORT	BRACKET	TRAEGER
62 45 1A	1	5380814	→| 80396 -80390	BANDEAU PROTECTEUR	HIDE PROTECTIVE	SCHUTZZURICHTEN
62 45 1A	1.2	5380816	|→ 80397 +80390	BANDEAU PROTECTEUR	HIDE PROTECTIVE	SCHUTZZURICHTEN
62 50 1B	1	4380036		VIS	SCREW	SCHRAUBE
62 50 1B	2	4691011		BRIDE	FLANGE	FLANSCH
62 50 1B	3	3280344		PLAQUE	PLATE	PLATTE
62 50 1B	4	4400032		TIGE FILETEE	THREADED ROD	SCHRAUBENSPINDEL
62 50 1B	5	4410016		ECROU	NUT	MUTTER
62 50 1B	6	4460025		RONDELLE	WASHER	UNTERLEGSCHEIBE
62 50 1B	7	4300058		GOUJON	STUD	STIFT
62 50 1B	8	4690893	✂	BRIDE	FLANGE	FLANSCH
62 50 1B	9	4690892		BRIDE	FLANGE	FLANSCH
62 50 1B	10	3280281		SUPPORT	BRACKET	TRAEGER
62 50 1B	11	2230004		OBTURATEUR	SEAL PLATE	VERSHLUSS
62 50 1B	12	3320101		PLAQUE	PLATE	PLATTE
62 50 1B	13	4690876		BRIDE	FLANGE	FLANSCH
62 50 1B	14	4410013		ECROU	NUT	MUTTER
62 50 1B	15	4490014		RONDELLE	WASHER	UNTERLEGSCHEIBE
62 50 1B	16	4400053		TIGE FILETEE	THREADED ROD	SCHRAUBENSPINDEL
62 50 1B	17	3590289		TOLE	SHIELD	SCHUTZBLECH
62 50 1B	18	4690877		BRIDE	FLANGE	FLANSCH
62 50 1B	19	4690933	✂	BRIDE	FLANGE	FLANSCH
62 50 1B	20	2230006	✂	OBTURATEUR	SEAL PLATE	VERSHLUSS
62 50 1B	21	4690698		BRIDE	FLANGE	FLANSCH
62 50 1B	22	3280186		PLAQUE	PLATE	PLATTE
62 50 1B	23	4290144		VIS	SCREW	SCHRAUBE
62 50 1B	24	4380026		VIS	SCREW	SCHRAUBE
62 50 1B	25	4690164		COLLIER	COLLAR	SCHELLE
62 50 1B	26	3280176		PLAQUE	PLATE	PLATTE
62 50 1B	27	4290152		VIS	SCREW	SCHRAUBE
62 50 1B	28	4690881		BRIDE	FLANGE	FLANSCH
62 50 1B	29	3320100		PLAQUE	PLATE	PLATTE

REVISION M3
REVISION M3
REVISION M3

Page Page Seite	Repère Item Position	Référence Parts number Teilnummer		Désignation Designation Beizeichnung		
62 50 1B	30	4380027		VIS	SCREW	SCHRAUBE
62 50 1B	31	4690844		COLLIER	COLLAR	SCHELLE
62 50 1B	32	4380044		VIS	SCREW	SCHRAUBE
62 50 1B	33	4490006		RONDELLE	WASHER	UNTERLEGSCHEIBE
62 80 1A	17	K7032043	05 25 1A	KIT : FLEXIBLE H.P.	KIT: H.P. HOSE	KIT : H.D. SCHLAUCH
62 80 1A	17.1		62 80 1B			
62 80 1B	1	7030349		KIT : GRAISSAGE	KIT: GREASING	BAUSATZ : SCHMIERUNG
62 80 1B	2	536A0153		BLOC DE REPARTITION	DISTRIBUTION BLOCK	VERTEILERSTUECK BLOC
62 80 1B	3	536A0154		BLOC DE REPARTITION	DISTRIBUTION BLOCK	VERTEILERSTUECK BLOC
62 80 1B	4	2360066	M	FLEXIBLE	HOSE	SCHLAUCH
62 80 1B	5	4750620		RALLONGE	EXTENSION	VERLAENGERUNG
62 80 1B	6	4750427		UNION	CONNECTOR	ANSCHLUSSTEIL
62 80 1B	7	4700125		RACCORD COUDE	ELBOW UNION	KRUEMMER
62 80 1B	8			RONDELLE	WASHER	UNTERLEGSCHEIBE
62 80 1B	9			VIS	SCREW	SCHRAUBE
62 80 1B	10	5580010		GRAISSEUR	GREASE FITING	SCHMIERNIPPEL
62 80 1B	11	2360084	M	GAINE	SHEATH	HUELLE
62 80 1B	12	4770199		OLIVE	OVAL	OLIVE
62 80 1B	13	4770200		ECROU	NUT	MUTTER
62 80 1B	15	4750634		UNION	CONNECTOR	ANSCHLUSSTEIL
62 80 1B	17	2360154	M	FLEXIBLE	HOSE	SCHLAUCH
62 80 1B	18	6846004		RACCORD	NIPPLE	VERBINDUNGSELEMENT
62 80 1B	19	6846003		RACCORD	NIPPLE	VERBINDUNGSELEMENT
62 80 1B	20	5580008		GRAISSEUR	GREASE FITING	SCHMIERNIPPEL
62 80 1B	21	7030510		KIT : GRAISSAGE	KIT: GREASING	BAUSATZ : SCHMIERUNG
62 80 1B	22			VIS	SCREW	SCHRAUBE
62 80 1B	23	4750711		RALLONGE	EXTENSION	VERLAENGERUNG
62 80 1B	24	K7032043	05 25 1A	KIT : FLEXIBLE H.P.	KIT: H.P. HOSE	KIT : H.D. SCHLAUCH
62 80 1B	25	1190100		FLEXIBLE EQUIPE	EQUIPPED HOSE	KOMPLETTE SCHLAUCH
62 80 1B	26	1190101		FLEXIBLE EQUIPE	EQUIPPED HOSE	KOMPLETTE SCHLAUCH
62 80 1B	27	1190102		FLEXIBLE EQUIPE	EQUIPPED HOSE	KOMPLETTE SCHLAUCH
62 80 1B	28	1190103		FLEXIBLE EQUIPE	EQUIPPED HOSE	KOMPLETTE SCHLAUCH
62 80 1C	1	7030349		KIT : GRAISSAGE	KIT: GREASING	BAUSATZ : SCHMIERUNG
62 80 1C	2	536A0153		BLOC DE REPARTITION	DISTRIBUTION BLOCK	VERTEILERSTUECK BLOC
62 80 1C	3	536A0154		BLOC DE REPARTITION	DISTRIBUTION BLOCK	VERTEILERSTUECK BLOC
62 80 1C	4	2360066	M	FLEXIBLE	HOSE	SCHLAUCH
62 80 1C	5	4750620		RALLONGE	EXTENSION	VERLAENGERUNG
62 80 1C	6	4750427		UNION	CONNECTOR	ANSCHLUSSTEIL
62 80 1C	7	4700125		RACCORD COUDE	ELBOW UNION	KRUEMMER
62 80 1C	8			RONDELLE	WASHER	UNTERLEGSCHEIBE

REVISION M3
REVISION M3
REVISION M3

Page	Repère	Référence		Désignation		
Page	Item	Parts number		Designation		
Seite	Position	Teilnummer		Beizeichnung		
62 80 1C	9			VIS	SCREW	SCHRAUBE
62 80 1C	10	5580010		GRAISSEUR	GREASE FITING	SCHMIERNIPPEL
62 80 1C	11	2360084	⟷ M	GAINE	SHEATH	HUELLE
62 80 1C	12	4770199		OLIVE	OVAL	OLIVE
62 80 1C	13	4770200		ECROU	NUT	MUTTER
62 80 1C	15	4750634		UNION	CONNECTOR	ANSCHLUSSTEIL
62 80 1C	17	2360154	⟷ M	FLEXIBLE	HOSE	SCHLAUCH
62 80 1C	18	6846004		RACCORD	NIPPLE	VERBINDUNGSELEMENT
62 80 1C	19	6846003		RACCORD	NIPPLE	VERBINDUNGSELEMENT
62 80 1C	20	5580008		GRAISSEUR	GREASE FITING	SCHMIERNIPPEL
62 80 1C	21	7030510		KIT : GRAISSAGE	KIT: GREASING	BAUSATZ : SCHMIERUNG
62 80 1C	22			VIS	SCREW	SCHRAUBE
62 80 1C	23	4750711		RALLONGE	EXTENSION	VERLAENGERUNG
62 80 1C	24	K7032043	05 25 1A	KIT : FLEXIBLE H.P.	KIT: H.P. HOSE	KIT : H.D. SCHLAUCH
62 80 1C	25	1190100		FLEXIBLE EQUIPE	EQUIPPED HOSE	KOMPLETTE SCHLAUCH
62 80 1C	26	1190101		FLEXIBLE EQUIPE	EQUIPPED HOSE	KOMPLETTE SCHLAUCH
62 80 1C	27	1190102		FLEXIBLE EQUIPE	EQUIPPED HOSE	KOMPLETTE SCHLAUCH
62 80 1C	28	1190103		FLEXIBLE EQUIPE	EQUIPPED HOSE	KOMPLETTE SCHLAUCH
62 80 1C	29	3350089		SUPPORT	BRACKET	TRAEGER
62 80 1C	30	4410010		ECROU	NUT	MUTTER
62 80 1C	31	4490014		RONDELLE	WASHER	UNTERLEGSCHEIBE
62 80 1C	32	4290082		VIS	SCREW	SCHRAUBE
62 80 1C	33	3610473		SUPPORT	BRACKET	TRAEGER
62 80 1C	34	4290159		VIS	SCREW	SCHRAUBE
62 80 1C	35	4470014		RONDELLE FREIN	LOCK WASHER	FEDERRING
62 80 1C	36	K7032047	05 25 1A	KIT MODIFICATION	KIT MODIFICATION	BAUSAZT ÄNDERUNG
62 80 1C	37	5400748		PLAN DE MONTAGE	MOUNTING DRAWING	MONTAGE ZEICHNUNG
62 81 1A	36	K7032044	05 25 1A	KIT : FLEXIBLE H.P.	KIT: H.P. HOSE	KIT : H.D. SCHLAUCH
62 81 1A	36.1		62 81 1B			
62 81 1B	1	7030096		KIT: GRAISSAGE CENT-	KIT: ONE-SHOT LUBR-	BAUSATZ: ZENTRALSCH-
62 81 1B	2	7030348		KIT: GRAISSAGE CENT-	KIT: ONE-SHOT LUBR-	BAUSATZ: ZENTRALSCH-
62 81 1B	3	7030186		KIT: GRAISSAGE CENT-	KIT: ONE-SHOT LUBR-	BAUSATZ: ZENTRALSCH-
62 81 1B	4	536A0160		BLOC DE REPARTITION	DISTRIBUTION BLOCK	VERTEILERSTUECK BLOC
62 81 1B	5	536A0159		BLOC DE REPARTITION	DISTRIBUTION BLOCK	VERTEILERSTUECK BLOC
62 81 1B	6	536A0158		BLOC DE REPARTITION	DISTRIBUTION BLOCK	VERTEILERSTUECK BLOC
62 81 1B	7	536A0161		BLOC DE REPARTITION	DISTRIBUTION BLOCK	VERTEILERSTUECK BLOC
62 81 1B	8	536A0155		PLAQUE	PLATE	PLATTE
62 81 1B	9			RONDELLE	WASHER	UNTERLEGSCHEIBE
62 81 1B	10			VIS	SCREW	SCHRAUBE
62 81 1B	11			VIS	SCREW	SCHRAUBE

REVISION M3
REVISION M3
REVISION M3

Page	Repère	Référence		Désignation		
Page	Item	Parts number		Designation		
Seite	Position	Teilnummer		Beizeichnung		
62 81 1B	12			VIS	SCREW	SCHRAUBE
62 81 1B	13			ECROU	NUT	MUTTER
62 81 1B	14			RONDELLE	WASHER	UNTERLEGSCHEIBE
62 81 1B	15	2360066	⟷ M	FLEXIBLE	HOSE	SCHLAUCH
62 81 1B	16	2360067	⟷ M	FLEXIBLE	HOSE	SCHLAUCH
62 81 1B	17	2360084	⟷ M	GAINE	SHEATH	HUELLE
62 81 1B	18	4750427		UNION	CONNECTOR	ANSCHLUSSTEIL
62 81 1B	19	4700125		RACCORD COUDE	ELBOW UNION	KRUEMMER
62 81 1B	20	4770199		OLIVE	OVAL	OLIVE
62 81 1B	21	4770200		ECROU	NUT	MUTTER
62 81 1B	21.1					
62 81 1B	22	4750620		RALLONGE	EXTENSION	VERLAENGERUNG
62 81 1B	23	4700139		RACCORD COUDE	ELBOW UNION	KRUEMMER
62 81 1B	24	4750428		RALLONGE	EXTENSION	VERLAENGERUNG
62 81 1B	25	4770193		UNION	CONNECTOR	ANSCHLUSSTEIL
62 81 1B	26	536A0156		TUBE	TUBE	ROHR
62 81 1B	27	536A0157		TUBE	TUBE	ROHR
62 81 1B	28	4770601		JUPE	SKIRT	SCHUERZE
62 81 1B	29	4700154		RACCORD COUDE	ELBOW UNION	KRUEMMER
62 81 1B	30	4750634		UNION	CONNECTOR	ANSCHLUSSTEIL
62 81 1B	31	4700154		RACCORD COUDE	ELBOW UNION	KRUEMMER
62 81 1B	32	6846000		RACCORD	NIPPLE	VERBINDUNGSELEMENT
62 81 1B	33	536A0208		AGRAFE	CRAMP	KLAMMER
62 81 1B	34	4190178		FLEXIBLE	HOSE	SCHLAUCH
62 81 1B	35	4750711		RALLONGE	EXTENSION	VERLAENGERUNG
62 81 1B	36	2360154	⟷ M	FLEXIBLE	HOSE	SCHLAUCH
62 81 1B	37	6846004		RACCORD	NIPPLE	VERBINDUNGSELEMENT
62 81 1B	38	6846003		RACCORD	NIPPLE	VERBINDUNGSELEMENT
62 81 1B	39	K7032044	👁 05 25 1A	KIT : FLEXIBLE H.P.	KIT: H.P. HOSE	KIT : H.D. SCHLAUCH
62 81 1B	40	1190104		FLEXIBLE EQUIPE	EQUIPPED HOSE	KOMPLETTE SCHLAUCH
62 81 1B	41	1190105		FLEXIBLE EQUIPE	EQUIPPED HOSE	KOMPLETTE SCHLAUCH
62 81 1B	42	1190106		FLEXIBLE EQUIPE	EQUIPPED HOSE	KOMPLETTE SCHLAUCH
62 81 1B	43	1190107		FLEXIBLE EQUIPE	EQUIPPED HOSE	KOMPLETTE SCHLAUCH
62 81 1B	44	4700180		RACCORD	NIPPLE	VERBINDUNGSELEMENT
62 81 1B	45	4750740		UNION	CONNECTOR	ANSCHLUSSTEIL
62 81 1C	1	7030096		KIT: GRAISSAGE CENT-	KIT: ONE-SHOT LUBR-	BAUSATZ: ZENTRALSCH-
62 81 1C	2	7030348		KIT: GRAISSAGE CENT-	KIT: ONE-SHOT LUBR-	BAUSATZ: ZENTRALSCH-
62 81 1C	3	7030513		KIT: GRAISSAGE CENT-	KIT: ONE-SHOT LUBR-	BAUSATZ: ZENTRALSCH-
62 81 1C	4	536A0160		BLOC DE REPARTITION	DISTRIBUTION BLOCK	VERTEILERSTUECK BLOC
62 81 1C	5	536A0159		BLOC DE REPARTITION	DISTRIBUTION BLOCK	VERTEILERSTUECK BLOC

REVISION M3
REVISION M3
REVISION M3

Page	Repère	Référence		Désignation		
Page	Item	Parts number		Designation		
Seite	Position	Teilnummer		Beizeichnung		
62 81 1C	6	536A0158		BLOC DE REPARTITION	DISTRIBUTION BLOCK	VERTEILERSTUECK BLOC
62 81 1C	7	536A0161		BLOC DE REPARTITION	DISTRIBUTION BLOCK	VERTEILERSTUECK BLOC
62 81 1C	8	536A0155		PLAQUE	PLATE	PLATTE
62 81 1C	9			RONDELLE	WASHER	UNTERLEGSCHEIBE
62 81 1C	10			VIS	SCREW	SCHRAUBE
62 81 1C	11			VIS	SCREW	SCHRAUBE
62 81 1C	12			VIS	SCREW	SCHRAUBE
62 81 1C	13			ECROU	NUT	MUTTER
62 81 1C	14			RONDELLE	WASHER	UNTERLEGSCHEIBE
62 81 1C	15	2360066	⟷ M	FLEXIBLE	HOSE	SCHLAUCH
62 81 1C	16	2360067	⟷ M	FLEXIBLE	HOSE	SCHLAUCH
62 81 1C	17	2360084	⟷ M	GAINE	SHEATH	HUELLE
62 81 1C	18	4750427		UNION	CONNECTOR	ANSCHLUSSTEIL
62 81 1C	19	4700125		RACCORD COUDE	ELBOW UNION	KRUEMMER
62 81 1C	20	4770199		OLIVE	OVAL	OLIVE
62 81 1C	21	4770200		ECROU	NUT	MUTTER
62 81 1C	21.1					
62 81 1C	22	4750620		RALLONGE	EXTENSION	VERLAENGERUNG
62 81 1C	23	536A0217		BLOC	BLOCK	BLOCK
62 81 1C	24	4750428		RALLONGE	EXTENSION	VERLAENGERUNG
62 81 1C	25	4770193		UNION	CONNECTOR	ANSCHLUSSTEIL
62 81 1C	26	536A0156		TUBE	TUBE	ROHR
62 81 1C	27	536A0157		TUBE	TUBE	ROHR
62 81 1C	28	4770601		JUPE	SKIRT	SCHUERZE
62 81 1C	29	4700154		RACCORD COUDE	ELBOW UNION	KRUEMMER
62 81 1C	30	4750634		UNION	CONNECTOR	ANSCHLUSSTEIL
62 81 1C	31	4700154		RACCORD COUDE	ELBOW UNION	KRUEMMER
62 81 1C	32	6846000		RACCORD	NIPPLE	VERBINDUNGSELEMENT
62 81 1C	33	4690144		AGRAFE	CRAMP	KLAMMER
62 81 1C	34	4290128		VIS	SCREW	SCHRAUBE
62 81 1C	35	4750711		RALLONGE	EXTENSION	VERLAENGERUNG
62 81 1C	36	2360154	⟷ M	FLEXIBLE	HOSE	SCHLAUCH
62 81 1C	37	6846004		RACCORD	NIPPLE	VERBINDUNGSELEMENT
62 81 1C	38	6846003		RACCORD	NIPPLE	VERBINDUNGSELEMENT
62 81 1C	39	K7032044	👁 05 25 1A	KIT : FLEXIBLE H.P.	KIT: H.P. HOSE	KIT : H.D. SCHLAUCH
62 81 1C	40	1190104		FLEXIBLE EQUIPE	EQUIPPED HOSE	KOMPLETTE SCHLAUCH
62 81 1C	41	1190105		FLEXIBLE EQUIPE	EQUIPPED HOSE	KOMPLETTE SCHLAUCH
62 81 1C	42	1190106		FLEXIBLE EQUIPE	EQUIPPED HOSE	KOMPLETTE SCHLAUCH
62 81 1C	43	1190107		FLEXIBLE EQUIPE	EQUIPPED HOSE	KOMPLETTE SCHLAUCH
62 81 1C	44	4700180		RACCORD	NIPPLE	VERBINDUNGSELEMENT

REVISION M3
REVISION M3
REVISION M3

Page Page Seite	Repère Item Position	Référence Parts number Teilnummer		Désignation Designation Beizeichnung		
62 81 1C	45	4750740		UNION	CONNECTOR	ANSCHLUSSTEIL
62 81 1C	46	6846002		RACCORD	NIPPLE	VERBINDUNGSELEMENT
62 81 1C	47	6846001		RACCORD	NIPPLE	VERBINDUNGSELEMENT
62 81 2A	34	K7032044	05 25 1A	KIT : FLEXIBLE H.P.	KIT: H.P. HOSE	KIT : H.D. SCHLAUCH
62 81 2A	34.1		62 81 2B			
62 81 2B	1	7030270		KIT: GRAISSAGE CENT-	KIT: ONE-SHOT LUBR-	BAUSATZ: ZENTRALSCH-
62 81 2B	2	7030348		KIT: GRAISSAGE CENT-	KIT: ONE-SHOT LUBR-	BAUSATZ: ZENTRALSCH-
62 81 2B	3	7030281		KIT: GRAISSAGE CENT-	KIT: ONE-SHOT LUBR-	BAUSATZ: ZENTRALSCH-
62 81 2B	4	536A0160		BLOC DE REPARTITION	DISTRIBUTION BLOCK	VERTEILERSTUECK BLOC
62 81 2B	5	536A0159		BLOC DE REPARTITION	DISTRIBUTION BLOCK	VERTEILERSTUECK BLOC
62 81 2B	6	536A0158		BLOC DE REPARTITION	DISTRIBUTION BLOCK	VERTEILERSTUECK BLOC
62 81 2B	7	536A0209		BLOC DE REPARTITION	DISTRIBUTION BLOCK	VERTEILERSTUECK BLOC
62 81 2B	8	536A0155		PLAQUE	PLATE	PLATTE
62 81 2B	9			RONDELLE	WASHER	UNTERLEGSCHEIBE
62 81 2B	10			VIS	SCREW	SCHRAUBE
62 81 2B	11			VIS	SCREW	SCHRAUBE
62 81 2B	12			VIS	SCREW	SCHRAUBE
62 81 2B	13			ECROU	NUT	MUTTER
62 81 2B	14			RONDELLE	WASHER	UNTERLEGSCHEIBE
62 81 2B	15	2360066	M	FLEXIBLE	HOSE	SCHLAUCH
62 81 2B	16	2360067	M	FLEXIBLE	HOSE	SCHLAUCH
62 81 2B	17	2360084	M	GAINE	SHEATH	HUELLE
62 81 2B	18	4750427		UNION	CONNECTOR	ANSCHLUSSTEIL
62 81 2B	19	4700125		RACCORD COUDE	ELBOW UNION	KRUEMMER
62 81 2B	20	4770199		OLIVE	OVAL	OLIVE
62 81 2B	21	4770200		ECROU	NUT	MUTTER
62 81 2B	21.1					
62 81 2B	22	4750620		RALLONGE	EXTENSION	VERLAENGERUNG
62 81 2B	23	4700139		RACCORD COUDE	ELBOW UNION	KRUEMMER
62 81 2B	24	536A0208		AGRAFE	CRAMP	KLAMMER
62 81 2B	25	4770193		UNION	CONNECTOR	ANSCHLUSSTEIL
62 81 2B	26	536A0156		TUBE	TUBE	ROHR
62 81 2B	27	536A0157		TUBE	TUBE	ROHR
62 81 2B	28	4770601		JUPE	SKIRT	SCHUERZE
62 81 2B	29	4700154		RACCORD COUDE	ELBOW UNION	KRUEMMER
62 81 2B	30	4750634		UNION	CONNECTOR	ANSCHLUSSTEIL
62 81 2B	31	4700154		RACCORD COUDE	ELBOW UNION	KRUEMMER
62 81 2B	32	4750428		RALLONGE	EXTENSION	VERLAENGERUNG
62 81 2B	33	4750711		RALLONGE	EXTENSION	VERLAENGERUNG
62 81 2B	34	2360154	M	FLEXIBLE	HOSE	SCHLAUCH

REVISION M3
REVISION M3
REVISION M3

Page Page Seite	Repère Item Position	Référence Parts number Teilnummer		Désignation Designation Beizeichnung		
62 81 2B	35	6846004		RACCORD	NIPPLE	VERBINDUNGSELEMENT
62 81 2B	36	6846003		RACCORD	NIPPLE	VERBINDUNGSELEMENT
62 81 2B	37	K7032044	05 25 1A	KIT : FLEXIBLE H.P.	KIT: H.P. HOSE	KIT : H.D. SCHLAUCH
62 81 2B	38	1190104		FLEXIBLE EQUIPE	EQUIPPED HOSE	KOMPLETTE SCHLAUCH
62 81 2B	39	1190105		FLEXIBLE EQUIPE	EQUIPPED HOSE	KOMPLETTE SCHLAUCH
62 81 2B	40	1190106		FLEXIBLE EQUIPE	EQUIPPED HOSE	KOMPLETTE SCHLAUCH
62 81 2B	41	1190107		FLEXIBLE EQUIPE	EQUIPPED HOSE	KOMPLETTE SCHLAUCH
62 81 2B	42	4700180		RACCORD	NIPPLE	VERBINDUNGSELEMENT
62 81 2B	43	4750740		UNION	CONNECTOR	ANSCHLUSSTEIL
62 81 2B	44	6846000		RACCORD	NIPPLE	VERBINDUNGSELEMENT
62 81 3A	34	K7032044	05 25 1A	KIT : FLEXIBLE H.P.	KIT: H.P. HOSE	KIT : H.D. SCHLAUCH
62 81 3A	34.1		62 81 3B			
62 81 3B	1	7030301		KIT: GRAISSAGE CENT-	KIT: ONE-SHOT LUBR-	BAUSATZ: ZENTRALSCH-
62 81 3B	2	7030348		KIT: GRAISSAGE CENT-	KIT: ONE-SHOT LUBR-	BAUSATZ: ZENTRALSCH-
62 81 3B	3	7030302		KIT: GRAISSAGE CENT-	KIT: ONE-SHOT LUBR-	BAUSATZ: ZENTRALSCH-
62 81 3B	4	536A0160		BLOC DE REPARTITION	DISTRIBUTION BLOCK	VERTEILERSTUECK BLOC
62 81 3B	5	536A0159		BLOC DE REPARTITION	DISTRIBUTION BLOCK	VERTEILERSTUECK BLOC
62 81 3B	6	536A0158		BLOC DE REPARTITION	DISTRIBUTION BLOCK	VERTEILERSTUECK BLOC
62 81 3B	7	536A0212		BLOC DE REPARTITION	DISTRIBUTION BLOCK	VERTEILERSTUECK BLOC
62 81 3B	8	536A0155		PLAQUE	PLATE	PLATTE
62 81 3B	9			RONDELLE	WASHER	UNTERLEGSCHEIBE
62 81 3B	10			VIS	SCREW	SCHRAUBE
62 81 3B	11			VIS	SCREW	SCHRAUBE
62 81 3B	12			VIS	SCREW	SCHRAUBE
62 81 3B	13			ECROU	NUT	MUTTER
62 81 3B	14			RONDELLE	WASHER	UNTERLEGSCHEIBE
62 81 3B	15	2360066	M	FLEXIBLE	HOSE	SCHLAUCH
62 81 3B	16	2360067	M	FLEXIBLE	HOSE	SCHLAUCH
62 81 3B	17	2360084	M	GAINE	SHEATH	HUELLE
62 81 3B	18	4750427		UNION	CONNECTOR	ANSCHLUSSTEIL
62 81 3B	19	4700125		RACCORD COUDE	ELBOW UNION	KRUEMMER
62 81 3B	20	4770199		OLIVE	OVAL	OLIVE
62 81 3B	21	4770200		ECROU	NUT	MUTTER
62 81 3B	21.1					
62 81 3B	22	4750620		RALLONGE	EXTENSION	VERLAENGERUNG
62 81 3B	23	4700139		RACCORD COUDE	ELBOW UNION	KRUEMMER
62 81 3B	24	4750428		RALLONGE	EXTENSION	VERLAENGERUNG
62 81 3B	25	4770193		UNION	CONNECTOR	ANSCHLUSSTEIL
62 81 3B	26	536A0156		TUBE	TUBE	ROHR
62 81 3B	27	536A0157		TUBE	TUBE	ROHR

REVISION M3
REVISION M3
REVISION M3

Page Page Seite	Repère Item Position	Référence Parts number Teilnummer		Désignation Designation Beizeichnung		
62 81 3B	28	4770601		JUPE	SKIRT	SCHUERZE
62 81 3B	29	4700154		RACCORD COUDE	ELBOW UNION	KRUEMMER
62 81 3B	30	4750634		UNION	CONNECTOR	ANSCHLUSSTEIL
62 81 3B	31	4700154		RACCORD COUDE	ELBOW UNION	KRUEMMER
62 81 3B	32	6846000		RACCORD	NIPPLE	VERBINDUNGSELEMENT
62 81 3B	33	536A0208		AGRAFE	CRAMP	KLAMMER
62 81 3B	34	2360154	⟷ M	FLEXIBLE	HOSE	SCHLAUCH
62 81 3B	35	6846004		RACCORD	NIPPLE	VERBINDUNGSELEMENT
62 81 3B	36	6846003		RACCORD	NIPPLE	VERBINDUNGSELEMENT
62 81 3B	37	K7032044	05 25 1A	KIT : FLEXIBLE H.P.	KIT: H.P. HOSE	KIT : H.D. SCHLAUCH
62 81 3B	38	1190104		FLEXIBLE EQUIPE	EQUIPPED HOSE	KOMPLETTE SCHLAUCH
62 81 3B	39	1190105		FLEXIBLE EQUIPE	EQUIPPED HOSE	KOMPLETTE SCHLAUCH
62 81 3B	40	1190106		FLEXIBLE EQUIPE	EQUIPPED HOSE	KOMPLETTE SCHLAUCH
62 81 3B	41	1190107		FLEXIBLE EQUIPE	EQUIPPED HOSE	KOMPLETTE SCHLAUCH
62 81 3B	42	4700180		RACCORD	NIPPLE	VERBINDUNGSELEMENT
62 81 3B	43	4750740		UNION	CONNECTOR	ANSCHLUSSTEIL
62 81 3B	44	4750428		RALLONGE	EXTENSION	VERLAENGERUNG
62 82 1A	2	7030183	→| (A)	KIT: GRAISSAGE CENT-	KIT: ONE-SHOT LUBR-	BAUSATZ: ZENTRALSCH-
62 82 1A	2.1	7030348	|→ (B)	KIT: GRAISSAGE CENT-	KIT: ONE-SHOT LUBR-	BAUSATZ: ZENTRALSCH-
62 82 1A	2.2		62 81 1A/B/C			
62 82 1A	3	7030186	→| 10/2007	KIT: GRAISSAGE CENT-	KIT: ONE-SHOT LUBR-	BAUSATZ: ZENTRALSCH-
62 82 1A	3.1	7030513	|→ 10/2007	KIT: GRAISSAGE CENT-	KIT: ONE-SHOT LUBR-	BAUSATZ: ZENTRALSCH-
62 82 1A	3.2		62 81 1A/B/C			
62 82 1A	24	4750730		UNION	CONNECTOR	ANSCHLUSSTEIL
62 82 2A	2.1	7030348	|→ (B)	KIT: GRAISSAGE CENT-	KIT: ONE-SHOT LUBR-	BAUSATZ: ZENTRALSCH-
62 82 2A	2.2		62 81 2A/B			
62 82 2A	23	4750730		UNION	CONNECTOR	ANSCHLUSSTEIL
62 82 3A	2	7030183	→| (A)	KIT: GRAISSAGE CENT-	KIT: ONE-SHOT LUBR-	BAUSATZ: ZENTRALSCH-
62 82 3A	2.1	7030348	|→ (B)	KIT: GRAISSAGE CENT-	KIT: ONE-SHOT LUBR-	BAUSATZ: ZENTRALSCH-
62 82 3A	2.2		62 81 3A/B			
62 82 3A	22	4750730		UNION	CONNECTOR	ANSCHLUSSTEIL
62 95 2B	4	5473096	→| 80396 -80390	FLEXIBLE	HOSE	SCHLAUCH
62 95 2B	4.1	5473125	|→ 80397 +80390	FLEXIBLE	HOSE	SCHLAUCH
62 95 2B	5	5473097	→| 80396 -80390	FLEXIBLE	HOSE	SCHLAUCH
62 95 2B	5.1	5473126	|→ 80397 +80390	FLEXIBLE	HOSE	SCHLAUCH
62 95 2B	6	5473098	→| 80396 -80390	FLEXIBLE	HOSE	SCHLAUCH
62 95 2B	6.1	5473128	|→ 80397 +80390	FLEXIBLE	HOSE	SCHLAUCH
62 95 2B	7	5473099	→| 80396 -80390	FLEXIBLE	HOSE	SCHLAUCH
62 95 2B	7.1	5473127	|→ 80397 +80390	FLEXIBLE	HOSE	SCHLAUCH
64 10 2A	12	538A0429		AGRAFE	CRAMP	KLAMMER

REVISION M3
REVISION M3
REVISION M3

Page	Repère	Référence		Désignation		
Page	Item	Parts number		Designation		
Seite	Position	Teilnummer		Beizeichnung		
64 10 2A	36	538A0420		ALLUME CIGARE	LIGHTER	ZIG ANZUENDER
64 10 2A	37	538A0421		CENDRIER	ASHTRAY	ASCHENBECHER
64 10 2A	38	7415678		VIS	SCREW	SCHRAUBE
64 10 2A	39	7411682		RONDELLE FREIN	LOCK WASHER	FEDERRING
64 10 2A	40	538A0423	Ø 8X22X1.5	RONDELLE	WASHER	UNTERLEGSCHEIBE
64 10 2A	41	538A0422		VIS	SCREW	SCHRAUBE
64 10 2A	42	538A0425		RONDELLE CUVETTE	DISHED WASHER	SENKSCHEIBE
64 10 2A	43	538A0430		PIECE DE BLOCAGE	PART OF BLOCKING	BLOCKIERSTÜCK
64 10 2A	44	538A0426		RIVET	RIVET	NIET
64 10 2A	45	538A0432		VERROU	LATCH	RIEGEL
64 10 2A	46	538A0431		RONDELLE	WASHER	UNTERLEGSCHEIBE
64 10 2A	47	7411193		VIS	SCREW	SCHRAUBE
64 10 2A	48	538A0424		RONDELLE CUVETTE	DISHED WASHER	SENKSCHEIBE
64 10 2A	49	538A0427		JOINT	SEAL	DICHTRING
64 10 2A	50	538A0428		DIFFUSEUR D'AIR	AIR OUTLET	LUFTDUESE
64 10 2A	51	538A0435	⟷ 4200 mm	TUYAU	TUBE	ROHR
64 10 4A	51	538A0433		POIGNEE	HANDLE	HANDGRIFF
64 10 4A	52	538A0434		GACHE	TRIGGER	DRUECKER
64 50 1B	1	5620050		PLANCHER	FLOOR	BODENBELAG
64 50 1B	2	5140480	●○ 5140430	SUSPENSION	SUSPENSION	ABFEDERUNG
64 50 1B	3	5540120		RONDELLE	WASHER	UNTERLEGSCHEIBE
64 50 1B	4	4380407		VIS	SCREW	SCHRAUBE
64 50 1B	5	5040565		GAINE	SHEATH	HUELLE
64 50 1B	6	4490008		RONDELLE	WASHER	UNTERLEGSCHEIBE
64 50 1B	7	4450014		ECROU	NUT	MUTTER
64 50 1B	8	3831634		SUPPORT	BRACKET	TRAEGER
64 50 1B	9	4250040		VIS	SCREW	SCHRAUBE
64 50 1B	10	4490006		RONDELLE	WASHER	UNTERLEGSCHEIBE
64 50 1B	11	3350071		SUPPORT	BRACKET	TRAEGER
64 50 1B	12	3560780		SUPPORT	BRACKET	TRAEGER
64 50 1B	13	4380043		VIS	SCREW	SCHRAUBE
64 50 1B	14	4690874		COLLIER	COLLAR	SCHELLE
64 50 1B	15	4490014		RONDELLE	WASHER	UNTERLEGSCHEIBE
64 50 1B	16	4380031		VIS	SCREW	SCHRAUBE
64 50 1B	17	4380026		VIS	SCREW	SCHRAUBE
64 50 1B	18	5540084		CALE D'EPAISSEUR	SHIM	UNTERLEGPLATTE
64 50 1B	19	5140457		TAPIS	MAT	MATTE
64 50 1B	20	3250416		TRAPPE	HATCH	SCHAULOCH
64 50 1B	21	3831898		PLANCHER	FLOOR	BODENBELAG
64 50 1B	22	4300055		VIS	SCREW	SCHRAUBE

REVISION M3
REVISION M3
REVISION M3

Page	Repère	Référence		Désignation		
Page	Item	Parts number		Designation		
Seite	Position	Teilnummer		Beizeichnung		
64 50 1B	23	4690891		COLLIER	COLLAR	SCHELLE
64 50 1B	24	3730046		AXE	CLEVIS PIN	BOLZEN
64 50 1B	25	4400033		TIGE	STEM	SCHAFT
64 50 1B	26	4410020		ECROU	NUT	MUTTER
64 50 1B	27	4240025		VIS	SCREW	SCHRAUBE
64 50 1B	28	4410004		ECROU	NUT	MUTTER
64 50 1B	29	4460006		RONDELLE	WASHER	UNTERLEGSCHEIBE
64 50 1B	30	3590291		SUPPORT	BRACKET	TRAEGER
64 50 1B	31	4290007		VIS	SCREW	SCHRAUBE
64 50 1B	32	4460018		RONDELLE	WASHER	UNTERLEGSCHEIBE
64 50 1B	33	4290017		VIS	SCREW	SCHRAUBE
64 50 1B	34	4690097		COLLIER	COLLAR	SCHELLE
64 50 1B	35	4410016		ECROU	NUT	MUTTER
64 50 1B	36	4690787		COLLIER	COLLAR	SCHELLE
64 50 1B	37	4400058		TIGE FILETEE	THREADED ROD	SCHRAUBENSPINDEL
64 50 1B	38	4410013		ECROU	NUT	MUTTER
64 50 1B	39	5140476		TAPIS ISOLANT	INSULATING MAT	DAEMMATTE
64 50 1B	40	5140460		TAPIS	MAT	MATTE
64 50 1B	41	5140459		TAPIS	MAT	MATTE
64 50 1B	42	5540019		RONDELLE	WASHER	UNTERLEGSCHEIBE
64 50 1B	43	5041006		PLAQUE	PLATE	PLATTE
64 50 1B	44	5041004		PLAQUE	PLATE	PLATTE
64 50 1B	45	5041005		PLAQUE	PLATE	PLATTE
64 50 1B	46	5600030		JOINT	SEAL	DICHTRING
64 50 1B	47	5550024	●○ 5540120	RONDELLE	WASHER	UNTERLEGSCHEIBE
64 60 1A	10	2360155		GAINE	SHEATH	HUELLE
65 10 1B	1	5700075	NV	MECANISME DE REGLAGE	SET UP MECANISM	EINSTELL MECHANISMUS
65 10 1B	2	5700076	NV	SIEGE	SEAT	SITZ
65 10 1B	3	3831923		SUPPORT	BRACKET	TRAEGER
65 10 1B	4	4290179		VIS	SCREW	SCHRAUBE
65 10 1B	5	4490006		RONDELLE	WASHER	UNTERLEGSCHEIBE
65 10 1B	6	4410103		ECROU	NUT	MUTTER
65 10 1B	7	4410016		ECROU	NUT	MUTTER
65 10 1B	8	4290189		VIS	SCREW	SCHRAUBE
65 10 1B	9	2310020		CAPUCHON	COWL	HAUBE
65 10 1B	10	3920099	S	RONDELLE	WASHER	UNTERLEGSCHEIBE
65 10 1B	11	5700081		SIEGE STANDARD	STANDARD SEAT	STANDARDSITZ
65 15 1B	1	5700079	NV	MECANISME DE REGLAGE	SET UP MECANISM	EINSTELL MECHANISMUS
65 15 1B	2	5700080	NV	SIEGE	SEAT	SITZ
65 15 1B	3	5700082		SIÈGE CHAUFFANT	HEATING SEAT	HEIZENDER SITZ

REVISION M3
REVISION M3
REVISION M3

Page Page Seite	Repère Item Position	Référence Parts number Teilnummer		Désignation Designation Beizeichnung	
65 20 1B	1	5030152	CONSOLE	CONSOLE	KONSOLE
65 20 1B	2	3320104	TRAPPE	HATCH	SCHAULOCH
65 20 1B	3	4290184	VIS	SCREW	SCHRAUBE
65 20 1B	4	4490014	RONDELLE	WASHER	UNTERLEGSCHEIBE
65 20 1B	5	4380031	VIS	SCREW	SCHRAUBE
65 20 1B	6	4380044	VIS	SCREW	SCHRAUBE
65 20 1B	7	4410016	ECROU	NUT	MUTTER
65 20 1B	8	4490006	RONDELLE	WASHER	UNTERLEGSCHEIBE
65 22 1B	1	2504334	SUPPORT	BRACKET	TRAEGER
65 22 1B	2	4290030	VIS	SCREW	SCHRAUBE
65 22 1B	3	3280283	TRAPPE	HATCH	SCHAULOCH
65 22 1B	4	4290184	VIS	SCREW	SCHRAUBE
65 22 1B	5	4490003	RONDELLE	WASHER	UNTERLEGSCHEIBE
65 22 1B	6	4490006	RONDELLE	WASHER	UNTERLEGSCHEIBE
65 22 1B	7	4410016	ECROU	NUT	MUTTER
65 22 1B	8	4380031	VIS	SCREW	SCHRAUBE
65 22 1B	9	4490014	RONDELLE	WASHER	UNTERLEGSCHEIBE
65 22 1B	10	3610399	SUPPORT	BRACKET	TRAEGER
65 22 1B	11	4380032	VIS	SCREW	SCHRAUBE
65 22 1B	12	4410013	ECROU	NUT	MUTTER
65 22 1B	13	4290082	VIS	SCREW	SCHRAUBE
65 22 1B	14	6200116	SERRURE	LOCK	SCHLOSS
65 22 1B	15	4410010	ECROU	NUT	MUTTER
65 22 1B	16	4490016	RONDELLE	WASHER	UNTERLEGSCHEIBE
65 22 1B	17	4290094	VIS	SCREW	SCHRAUBE
65 22 1B	18	3360100	RENFORT	BRACE	VERSTAERKUNG
65 22 1B	19	6200118	GACHE	TRIGGER	DRUECKER
65 22 1B	20	4460039	RONDELLE	WASHER	UNTERLEGSCHEIBE
65 22 1B	21	4410102	ECROU	NUT	MUTTER
65 22 1B	22	3610342	COMMANDE PIVOT	SWIVEL DRIVE	SCHWENKANTRIEB
65 22 1B	23	4380044	VIS	SCREW	SCHRAUBE
65 22 1B	24	4460025	RONDELLE	WASHER	UNTERLEGSCHEIBE
65 22 1B	25	4800021	RESSORT DE RAPPEL	RETURN SPRING	RÜCKSTELLFEDERN
65 22 1B	26	4250040	VIS	SCREW	SCHRAUBE
65 22 1B	27	3350058	SUPPORT	BRACKET	TRAEGER
65 22 1B	28	6200117	POIGNEE	HANDLE	HANDGRIFF
65 22 1B	29	3831649	SUPPORT	BRACKET	TRAEGER
65 22 1B	30	5030153	CONSOLE	CONSOLE	KONSOLE
65 22 1B	31	3730081	AXE	CLEVIS PIN	BOLZEN
65 22 1B	32	4630024	CIRCLIP	CIRCLIP	SICHERUNGSRING

REVISION M3
REVISION M3
REVISION M3

Page Page Seite	Repère Item Position	Référence Parts number Teilnummer		Désignation Designation Beizeichnung		
65 22 1B	33	3880088	PALIER	BEARING	LAGER	
65 22 1B	34	3850061	ENTRETOISE	SPACER	ABSTANDSTUECK	
65 22 1B	35	4820038	COMPAS	CALIPER	LEHRE	
65 22 1B	36	4630030	BAGUE D'ARRET	SNAP RING	SPRENGRING	
65 22 1B	37	4290026	VIS	SCREW	SCHRAUBE	
65 22 1B	38	5030151	CONSOLE	CONSOLE	KONSOLE	
68 10 1A	1	5460519	5460449/546049	FLECHE BAGUEE	BOOM WITH BEARINGS	AUSLEGER MIT BÜCHSE
68 10 1A	2	3831882	3831238/383168	FLECHE	BOOM	AUSLEGER
68 40 1A	1	5460454	80396 -80390	BRAS BAGUE	ARM WITH BUSHES	ARM MIT BUECHSE
68 40 1A	1.1	5460513	80397 +80390	BRAS BAGUE	ARM WITH BUSHES	ARM MIT BUECHSE
68 40 1A	9	3831363	80396 -80390	BRAS	ARM	ARM
68 40 1A	9.1	3831820	80397 +80390	BRAS	ARM	ARM
68 40 2A	1	5460523		BRAS BAGUE	ARM WITH BUSHES	ARM MIT BUECHSE
68 40 2A	1.1		5460458			
68 40 2A	1.2		80396 -80390			
68 40 2A	1.3	5460534	80397 +80390	BRAS BAGUE	ARM WITH BUSHES	ARM MIT BUECHSE
68 40 2A	9	3831894	3831394	BRAS	ARM	ARM
68 40 2A	9.1		80396 -80390			
68 40 2A	9.2	3831919	80397 +80390	BRAS	ARM	ARM
68 40 2A	15	4090528	4090457	AXE	CLEVIS PIN	BOLZEN
68 40 2A	33.1		80396 -80390			
68 50 1B	1	7030505		PORTE-OUTILS	TOOLS-HOLDER	WERKZEUGETRÄGER
68 50 1B	2	3831918		PROTECTEUR	PROTECTOR	SCHUTZ
68 50 1B	3	4290183		VIS	SCREW	SCHRAUBE
68 50 1B	4	4380068		VIS	SCREW	SCHRAUBE
68 50 1B	5	4490019		RONDELLE	WASHER	UNTERLEGSCHEIBE
68 50 1B	6	4490014		RONDELLE	WASHER	UNTERLEGSCHEIBE
68 50 1B	7	3630461		CAPOT	HOOD	HAUBE
68 50 1B	8	5040959		PROTECTEUR	PROTECTOR	SCHUTZ
68 50 1B	9	4290016		VIS	SCREW	SCHRAUBE
68 50 1B	10	5460533		PORTE-OUTILS	TOOLS-HOLDER	WERKZEUGETRÄGER
68 50 1B	11	4810089		RESSORT	SPRING	FEDER
68 50 1B	12	3970129		PATIN	SKID	KUFE
68 50 1B	13	3831692		COULISSEAU	SLIDER BEARING	GLEITLAGER
68 50 1B	14	4810094		RESSORT	SPRING	FEDER
68 50 1B	15	5580008		GRAISSEUR	GREASE FITING	SCHMIERNIPPEL
68 50 1B	16	3420850		PLAQUE	PLATE	PLATTE
68 50 1B	17	4490003		RONDELLE	WASHER	UNTERLEGSCHEIBE
68 50 1B	18	4380060		VIS	SCREW	SCHRAUBE
68 50 1B	19	4410020		ECROU	NUT	MUTTER

REVISION M3
REVISION M3
REVISION M3

Page	Repère	Référence	Désignation		
Page	Item	Parts number	Designation		
Seite	Position	Teilnummer	Beizeichnung		
68 50 1B	20	3780213	TIGE	BAR	STANGE
68 50 1B	21	4490029	RONDELLE RESSORT	SPRING WASHER	FEDERSCHEIBE
68 50 1B	22	3880089	FRETTE	HOOP	EISENRING
68 50 1B	23	3780152	CONE	CONE	KEGEL
68 50 1B	24	4380043	VIS	SCREW	SCHRAUBE
68 50 1B	25	4490006	RONDELLE	WASHER	UNTERLEGSCHEIBE
68 50 1B	26	3560790	PLAQUE	PLATE	PLATTE
68 50 1B	27	4450082	ECROU EN CAGE	CAGE NUT	KÄFFIG MUTTER
68 50 1B	28	4490019	RONDELLE	WASHER	UNTERLEGSCHEIBE
68 50 1B	29	4380065	VIS	SCREW	SCHRAUBE
68 53 1A	1	7030339	PORTE-OUTILS	TOOLS-HOLDER	WERKZEUGETRÄGER
68 53 1A	2	3831697	PROTECTEUR	PROTECTOR	SCHUTZ
68 53 1A	3	4290183	VIS	SCREW	SCHRAUBE
68 53 1A	4	4380068	VIS	SCREW	SCHRAUBE
68 53 1A	5	4490019	RONDELLE	WASHER	UNTERLEGSCHEIBE
68 53 1A	6	4490014	RONDELLE	WASHER	UNTERLEGSCHEIBE
68 53 1A	7	3630461	CAPOT	HOOD	HAUBE
68 53 1A	8	5040959	PROTECTEUR	PROTECTOR	SCHUTZ
68 53 1A	9	4290016	VIS	SCREW	SCHRAUBE
68 53 1A	10	5460497	PORTE-OUTILS	TOOLS-HOLDER	WERKZEUGETRÄGER
68 53 1A	11	4810089	RESSORT	SPRING	FEDER
68 53 1A	12	3970129	PATIN	SKID	KUFE
68 53 1A	13	3831692	COULISSEAU	SLIDER BEARING	GLEITLAGER
68 53 1A	14	4810094	RESSORT	SPRING	FEDER
68 53 1A	15	5580008	GRAISSEUR	GREASE FITING	SCHMIERNIPPEL
68 53 1A	16	3420850	PLAQUE	PLATE	PLATTE
68 53 1A	17	4490003	RONDELLE	WASHER	UNTERLEGSCHEIBE
68 53 1A	18	4380060	VIS	SCREW	SCHRAUBE
68 53 1A	19	4410020	ECROU	NUT	MUTTER
68 53 1A	20	3780213	TIGE	BAR	STANGE
68 53 1A	21	4490029	RONDELLE RESSORT	SPRING WASHER	FEDERSCHEIBE
68 53 1A	22	3880089	FRETTE	HOOP	EISENRING
68 53 1A	23	3780152	CONE	CONE	KEGEL
68 53 1A	24	4380065	VIS	SCREW	SCHRAUBE
68 53 1A	25	4380043	VIS	SCREW	SCHRAUBE
68 53 1A	26	4490006	RONDELLE	WASHER	UNTERLEGSCHEIBE
68 53 1A	27	3560790	PLAQUE	PLATE	PLATTE
68 53 1A	28	4450082	ECROU EN CAGE	CAGE NUT	KÄFFIG MUTTER
68 53 1A	29	4490019	RONDELLE	WASHER	UNTERLEGSCHEIBE
68 60 1B	1	3280287	PLAQUE	PLATE	PLATTE

REVISION M3
REVISION M3
REVISION M3

Page Page Seite	Repère Item Position	Référence Parts number Teilnummer		Désignation Designation Beizeichnung		
68 60 1B	2	4380035		VIS	SCREW	SCHRAUBE
68 60 1B	3	4690908		BRIDE	FLANGE	FLANSCH
68 60 1B	4	4690697		BRIDE	FLANGE	FLANSCH
68 60 1B	5	3310318		PLAQUE	PLATE	PLATTE
68 60 1B	6	4380061		VIS	SCREW	SCHRAUBE
68 60 1B	7	4690885		BRIDE	FLANGE	FLANSCH
68 60 1B	8	3280276		PLAQUE	PLATE	PLATTE
68 60 1B	9	4410020		ECROU	NUT	MUTTER
68 60 1B	10	4300038		GOUJON	STUD	STIFT
68 60 1B	11	4690860		BRIDE	FLANGE	FLANSCH
68 60 1B	12	3280278		PLAQUE	PLATE	PLATTE
68 60 1B	13	4460034		RONDELLE	WASHER	UNTERLEGSCHEIBE
68 60 1B	14	4690871		BRIDE SUPERIEURE	SUPERIOR FLANGE	HÖHERFLANSCH
68 60 1B	15	4290087		VIS	SCREW	SCHRAUBE
68 60 1B	16	4470017		RONDELLE FREIN	LOCK WASHER	FEDERRING
68 60 1B	17	4300042		GOUJON	STUD	STIFT
68 60 1B	18	4690866		BRIDE	FLANGE	FLANSCH
68 60 1B	19	4690883		BRIDE	FLANGE	FLANSCH
68 60 1B	20	4690887		BRIDE	FLANGE	FLANSCH
68 60 1B	21	3280272		PLAQUE	PLATE	PLATTE
68 60 1B	22	4690890		BRIDE	FLANGE	FLANSCH
68 60 1B	23	3831313		BRIDE TOURNANTE	ROTATING FLANGE	ROTIERENDE FLANSCH
68 60 1B	24	3590304	3590294	PROTECTION EN TOLE	COVER PLATE	SCHUTZBLECH
68 60 1B	25	4880010		BANDE	TAPE	STREIFEN
68 60 1B	26	4380047	H M8X40	VIS	SCREW	SCHRAUBE
68 60 1B	27	4460025	MU8	RONDELLE	WASHER	UNTERLEGSCHEIBE
68 60 1B	28	4690884		BRIDE	FLANGE	FLANSCH
68 60 1B	29	3870357		ENTRETOISE	SPACER	ABSTANDSTUECK
68 60 1B	30	3280280		PLAQUE	PLATE	PLATTE
68 60 1B	31	4690915		BRIDE	FLANGE	FLANSCH
68 60 1B	32	3280291		PLAQUE	PLATE	PLATTE
68 60 1B	33	5040915		CAPUCHON	COWL	HAUBE
68 60 1B	34	5040913	800 mm	GAINE	SHEATH	HUELLE
68 60 1B	35	4690899		BRIDE	FLANGE	FLANSCH
68 60 1B	36	4300041		GOUJON	STUD	STIFT
68 60 1B	37	4290015		VIS	SCREW	SCHRAUBE
68 60 1B	38	4470014		RONDELLE FREIN	LOCK WASHER	FEDERRING
68 60 1B	39	4690905		BRIDE	FLANGE	FLANSCH
68 60 1B	40	4380025		VIS	SCREW	SCHRAUBE
68 60 1B	41	3320101		PLAQUE	PLATE	PLATTE

REVISION M3
REVISION M3
REVISION M3

Page Page Seite	Repère Item Position	Référence Parts number Teilnummer		Désignation Designation Beizeichnung		
68 60 1B	42	3831821		SUPPORT	BRACKET	TRAEGER
68 60 1B	43	3610431		PROTECTEUR	PROTECTOR	SCHUTZ
68 60 1B	44	4690591		BRIDE	FLANGE	FLANSCH
68 60 1B	45	4300056		GOUJON	STUD	STIFT
68 60 1B	46	4490014		RONDELLE	WASHER	UNTERLEGSCHEIBE
68 60 1B	47	4450026		ECROU	NUT	MUTTER
68 60 1B	48	K7032040	05 25 1A	TUBE (JEU)	TUBE (KIT)	ROHR (BAUSATZ)
68 60 1B	49	K7032041	05 25 1A	TUBE (JEU)	TUBE (KIT)	ROHR (BAUSATZ)
68 60 1B	50	3831941		BRIDE	FLANGE	FLANSCH
68 60 1B	51	3831936		BRIDE	FLANGE	FLANSCH
68 60 1B	52	3831937		BRIDE	FLANGE	FLANSCH
68 60 1B	53	4490003		RONDELLE	WASHER	UNTERLEGSCHEIBE
68 60 1B	54	K7032046	05 25 1A	KIT : PROTECTION	KIT: HOSES	BAUSAZT : SCHUTZ
68 60 1B	55	4240029		VIS	SCREW	SCHRAUBE
68 60 1B	56	3280369		ENTRETOISE	SPACER	ABSTANDSTUECK
68 60 4A	7	4410020		ECROU	NUT	MUTTER
68 60 4A	8	4460034		RONDELLE	WASHER	UNTERLEGSCHEIBE
68 60 4A	9	4300038		GOUJON	STUD	STIFT
68 60 4A	16.1	4460025	→ 80276 / MU8	RONDELLE	WASHER	UNTERLEGSCHEIBE
68 60 4A	16.2		S			
68 60 4A	18	3590303	3590288	PROTECTION EN TOLE	COVER PLATE	SCHUTZBLECH
68 60 4A	20.1	4380047	→ 80276 / H M8X40	VIS	SCREW	SCHRAUBE
68 60 4A	20.2		S			
68 60 4A	21	4290087		VIS	SCREW	SCHRAUBE
68 60 4A	22	4290037		VIS	SCREW	SCHRAUBE
68 60 4A	23	4240029		VIS	SCREW	SCHRAUBE
68 60 5A	7	3280287		PLAQUE	PLATE	PLATTE
68 60 5A	8	4690908		BRIDE	FLANGE	FLANSCH
68 60 5A	9	4290009		VIS	SCREW	SCHRAUBE
68 60 5A	11	3831821		SUPPORT	BRACKET	TRAEGER
68 60 6A	7	3280287		PLAQUE	PLATE	PLATTE
68 60 6A	8	4690908		BRIDE	FLANGE	FLANSCH
68 60 6A	9	4290009		VIS	SCREW	SCHRAUBE
68 60 6A	10	3831821		SUPPORT	BRACKET	TRAEGER
68 61 1A	24	3590304	3590294	PROTECTION EN TOLE	COVER PLATE	SCHUTZBLECH
68 61 1A	26.1	4380047	→ 80276 / H M8X40	VIS	SCREW	SCHRAUBE
68 61 1A	26.2		S			
68 61 1A	27.1	4460025	→ 80276 / MU8	RONDELLE	WASHER	UNTERLEGSCHEIBE
68 61 1A	27.2		S			
68 61 1A	38	3831941		BRIDE	FLANGE	FLANSCH

REVISION M3
REVISION M3
REVISION M3

Page Page Seite	Repère Item Position	Référence Parts number Teilnummer		Désignation Designation Beizeichnung		
68 61 1A	39	3831936		BRIDE	FLANGE	FLANSCH
68 61 1A	40	3831937		BRIDE	FLANGE	FLANSCH
68 61 1A	41	4490003		RONDELLE	WASHER	UNTERLEGSCHEIBE
68 61 1A	42	K7032046	05 25 1A	KIT : PROTECTION	KIT: HOSES	BAUSAZT : SCHUTZ
68 61 1A	43	4240029		VIS	SCREW	SCHRAUBE
68 61 4A	9	3590303	3590288	PROTECTION EN TOLE	COVER PLATE	SCHUTZBLECH
68 61 4A	11.1	4460025	80276 / MU8	RONDELLE	WASHER	UNTERLEGSCHEIBE
68 61 4A	11.2		S			
68 61 4A	12.1	4380047	80276 / H M8X40	VIS	SCREW	SCHRAUBE
68 61 4A	12.2		S			
68 61 4A	13	4240029		VIS	SCREW	SCHRAUBE
71 10 1A	7	5090096		COSSE	THIMBLE	KABELSCHUH
71 10 1A	9	5090108		SOCKET	SOCKET	SOCKET
71 10 1A	15	5080774		CONNECTEUR	CONNECTOR	STECKVERBINDER
71 10 1A	19	5600114		JOINT	SEAL	DICHTRING
71 10 1A	22	4740116		BOUCHON	PLUG	VERSCHL.STOPFEN
71 10 1A	23	5080777		CONNECTEUR	CONNECTOR	STECKVERBINDER
71 10 1A	24	5080776		CAPOT	HOOD	HAUBE
71 10 1A	25	5080799		CONNECTEUR	CONNECTOR	STECKVERBINDER
71 10 1A	26	5090174		CLIP	CLIP	KLIPP
71 10 1A	27	5600220		JOINT	SEAL	DICHTRING
71 15 1B	1	5720905		FAISCEAU ELECTRIQUE	HARNESS WIRING	KABELSATZ
71 15 1B	2	5080090		CONNECTEUR	CONNECTOR	STECKVERBINDER
71 15 1B	3	5080091		VERROU	LATCH	RIEGEL
71 15 1B	4	5090107		PINS		
71 15 1B	5	5090106		PINS		
71 15 1B	6	5130132		TETE D'ELECTRO-VALVE	ELECTRO-VALVE HEAD	KOPF (ELEKTROVENTIL)
71 15 1B	7	5080777		CONNECTEUR	CONNECTOR	STECKVERBINDER
71 15 1B	8	5080776		CAPOT	HOOD	HAUBE
71 15 1B	9	4740116		BOUCHON	PLUG	VERSCHL.STOPFEN
71 15 1B	10	5600014		BAGUE	BUSH	RING
71 15 1B	11	5090096		COSSE	THIMBLE	KABELSCHUH
71 20 1D	1	5720945	80467	FAISCEAU ELECTRIQUE	HARNESS WIRING	KABELSATZ
71 20 1D	1.1	5720975	80468	FAISCEAU ELECTRIQUE	HARNESS WIRING	KABELSATZ
71 20 1D	2	5070026		CONNECTEUR	CONNECTOR	STECKVERBINDER
71 20 1D	3	5080092		CONNECTEUR	CONNECTOR	STECKVERBINDER
71 20 1D	4	5080093		VERROU	LATCH	RIEGEL
71 20 1D	5	5080095		CONNECTEUR	CONNECTOR	STECKVERBINDER
71 20 1D	6	5080096		VERROU	LATCH	RIEGEL
71 20 1D	7	5080103		CONNECTEUR	CONNECTOR	STECKVERBINDER

REVISION M3
REVISION M3
REVISION M3

Page Page Seite	Repère Item Position	Référence Parts number Teilnummer		Désignation Designation Beizeichnung		
71 20 1D	8	5080105	VERROU	LATCH	RIEGEL
71 20 1D	9	5080107	BOUCHON	PLUG	VERSCHL.STOPFEN
71 20 1D	10	5080800	CONNECTEUR	CONNECTOR	STECKVERBINDER
71 20 1D	11	5080110	CONNECTEUR	CONNECTOR	STECKVERBINDER
71 20 1D	12	5080112	VERROU	LATCH	RIEGEL
71 20 1D	13	5080114	CONNECTEUR	CONNECTOR	STECKVERBINDER
71 20 1D	14	5080115	VERROU	LATCH	RIEGEL
71 20 1D	15	5080154	CONNECTEUR	CONNECTOR	STECKVERBINDER
71 20 1D	16	5080156	VERROU	LATCH	RIEGEL
71 20 1D	17	5080759	CONNECTEUR	CONNECTOR	STECKVERBINDER
71 20 1D	18	5090170	CLIP	CLIP	KLIPP
71 20 1D	19	5090108	SOCKET	SOCKET	SOCKET
71 20 1D	20	5090147	SOCKET	SOCKET	SOCKET
71 20 1D	21	5600114	JOINT	SEAL	DICHTRING
71 20 1D	22	5720803	CABLE	CABLE	KABEL
71 20 1D	23	5080758	PORTE FUSIBLE	FUSE HOLDER	SICHERUNGSHALTER
71 20 1D	24	5720548	CONNECTEUR	CONNECTOR	STECKVERBINDER
71 20 1D	25	5090098	COSSE	THIMBLE	KABELSCHUH
71 20 1D	26	5600114	JOINT	SEAL	DICHTRING
71 20 1D	27	5120037	FUSIBLE	FUSE	SICHERUNG
71 20 1D	28	5080777	CONNECTEUR	CONNECTOR	STECKVERBINDER
71 20 1D	29	5080781	CONNECTEUR	CONNECTOR	STECKVERBINDER
71 20 1D	30	5090164	CONTACT	CONTACT	KONTAKT
71 20 1D	31	5080809	CONNECTEUR	CONNECTOR	STECKVERBINDER
71 20 1D	32	5080776	CAPOT	HOOD	HAUBE
71 20 1D	33	5080763	CONNECTEUR	CONNECTOR	STECKVERBINDER
71 20 1D	34	5090158	SOCKET	SOCKET	SOCKET
71 20 1D	35	5090096	COSSE	THIMBLE	KABELSCHUH
71 20 1D	36	5720885	FAISCEAU ELECTRIQUE	HARNESS WIRING	KABELSATZ
71 20 1D	37	5080784	CONNECTEUR	CONNECTOR	STECKVERBINDER
71 20 1D	38	5090168	COSSE	THIMBLE	KABELSCHUH
71 20 1D	39	5600221	JOINT	SEAL	DICHTRING
71 20 1D	40	4740116	BOUCHON	PLUG	VERSCHL.STOPFEN
71 20 1D	41	5720381	CABLE	CABLE	KABEL
71 20 1D	42	5090109	SOCKET	SOCKET	SOCKET
71 20 1D	43	5090040	COSSE	THIMBLE	KABELSCHUH
71 20 1D	44	5720974	FAISCEAU ELECTRIQUE	HARNESS WIRING	KABELSATZ
71 20 1D	45	K7030527	05 25 1A KIT OPTIMISATION	KIT OPTIMIZATION	BAUSATZ OPTIMIERUNG
71 30 1B	1	5720891	FAISCEAU ELECTRIQUE	HARNESS WIRING	KABELSATZ
71 30 1B	2	5080788	CONNECTEUR	CONNECTOR	STECKVERBINDER

REVISION M3
REVISION M3
REVISION M3

Page Page Seite	Repère Item Position	Référence Parts number Teilnummer		Désignation Designation Beizeichnung		
71 30 1B	6	5080780		CONNECTEUR	CONNECTOR	STECKVERBINDER
71 30 1B	14	5080107		BOUCHON	PLUG	VERSCHL.STOPFEN
71 30 1B	47	5080103		CONNECTEUR	CONNECTOR	STECKVERBINDER
71 30 1B	48	5080105		VERROU	LATCH	RIEGEL
71 30 1C	1	5720944		FAISCEAU ELECTRIQUE	HARNESS WIRING	KABELSATZ
71 30 1C	2	5080788		CONNECTEUR	CONNECTOR	STECKVERBINDER
71 30 1C	3	5080787		CONNECTEUR	CONNECTOR	STECKVERBINDER
71 30 1C	4	5080790		CONNECTEUR	CONNECTOR	STECKVERBINDER
71 30 1C	5	5080789		CONNECTEUR	CONNECTOR	STECKVERBINDER
71 30 1C	6	5080780		CONNECTEUR	CONNECTOR	STECKVERBINDER
71 30 1C	7	5090169		COSSE	THIMBLE	KABELSCHUH
71 30 1C	8	5080799	46	CONNECTEUR	CONNECTOR	STECKVERBINDER
71 30 1C	9	5080077		CONNECTEUR	CONNECTOR	STECKVERBINDER
71 30 1C	10	5080774		CONNECTEUR	CONNECTOR	STECKVERBINDER
71 30 1C	11	4740116		BOUCHON	PLUG	VERSCHL.STOPFEN
71 30 1C	12	5080798		CONNECTEUR	CONNECTOR	STECKVERBINDER
71 30 1C	13	5090106		PINS		
71 30 1C	14	5080107		BOUCHON	PLUG	VERSCHL.STOPFEN
71 30 1C	15	5080794		CONNECTEUR	CONNECTOR	STECKVERBINDER
71 30 1C	16	5080749		CONNECTEUR	CONNECTOR	STECKVERBINDER
71 30 1C	17	5090108		SOCKET	SOCKET	SOCKET
71 30 1C	18	5090107		PINS		
71 30 1C	19	5080795		CONNECTEUR	CONNECTOR	STECKVERBINDER
71 30 1C	20	5090147		SOCKET	SOCKET	SOCKET
71 30 1C	21	5090109		SOCKET	SOCKET	SOCKET
71 30 1C	22	5080796		CONNECTEUR	CONNECTOR	STECKVERBINDER
71 30 1C	23	5090146		PINS		
71 30 1C	24	5080797		VERROU	LATCH	RIEGEL
71 30 1C	25	5080155		VERROU	LATCH	RIEGEL
71 30 1C	26	5080793		CONNECTEUR	CONNECTOR	STECKVERBINDER
71 30 1C	27	5080093		VERROU	LATCH	RIEGEL
71 30 1C	28	5080092		CONNECTEUR	CONNECTOR	STECKVERBINDER
71 30 1C	29	5080090		CONNECTEUR	CONNECTOR	STECKVERBINDER
71 30 1C	30	5080091		VERROU	LATCH	RIEGEL
71 30 1C	31	5080114		CONNECTEUR	CONNECTOR	STECKVERBINDER
71 30 1C	32	5080115		VERROU	LATCH	RIEGEL
71 30 1C	33	5080153		CONNECTEUR	CONNECTOR	STECKVERBINDER
71 30 1C	34	5080786		CONNECTEUR	CONNECTOR	STECKVERBINDER
71 30 1C	35	5080106		VERROU	LATCH	RIEGEL
71 30 1C	36	5080776		CAPOT	HOOD	HAUBE

REVISION M3
REVISION M3
REVISION M3

Page Page Seite	Repère Item Position	Référence Parts number Teilnummer		Désignation Designation Beizeichnung		
71 30 1C	37	5080764		CONNECTEUR	CONNECTOR	STECKVERBINDER
71 30 1C	38	5090159		CONTACT	CONTACT	KONTAKT
71 30 1C	39	5600220	46	JOINT	SEAL	DICHTRING
71 30 1C	40	5090174	46 / 3-6 mm²	CLIP	CLIP	KLIPP
71 30 1C	41	5080779		CAPOT	HOOD	HAUBE
71 30 1C	42	5090096		COSSE	THIMBLE	KABELSCHUH
71 30 1C	43	5600114		JOINT	SEAL	DICHTRING
71 30 1C	44	5090171		CLIP	CLIP	KLIPP
71 30 1C	45	5090173		CLIP	CLIP	KLIPP
71 30 1C	47	5080096		VERROU	LATCH	RIEGEL
71 30 1C	48	5080791		CONNECTEUR	CONNECTOR	STECKVERBINDER
71 30 1C	49	5080842		RONDELLE	WASHER	UNTERLEGSCHEIBE
71 30 1C	50	5080109		CONNECTEUR	CONNECTOR	STECKVERBINDER
71 30 1C	51	5060101		CONNECTEUR	CONNECTOR	STECKVERBINDER
71 30 1C	52	5080095		CONNECTEUR	CONNECTOR	STECKVERBINDER
71 30 1C	53	5080841		ECROU	NUT	MUTTER
71 31 1A	1	5720943		FAISCEAU ELECTRIQUE	HARNESS WIRING	KABELSATZ
71 31 1A	2	5080095		CONNECTEUR	CONNECTOR	STECKVERBINDER
71 31 1A	3	5080096		VERROU	LATCH	RIEGEL
71 31 1A	4	5080107		BOUCHON	PLUG	VERSCHL.STOPFEN
71 31 1A	5	5090106		PINS		
71 31 1A	5.1					
71 31 1A	6	5090108		SOCKET	SOCKET	SOCKET
71 31 1A	6.1					
71 31 1A	7	5720548		CONNECTEUR	CONNECTOR	STECKVERBINDER
71 31 1A	8	5080791		CONNECTEUR	CONNECTOR	STECKVERBINDER
71 31 1A	9	5090173		CLIP	CLIP	KLIPP
71 31 1A	10	K7032037	05 25 1A	KIT ALIMENTATION	KIT FEED	BAUSATZ ZUFÜHRUNG
71 31 1A	11	5400738		PLAN DE MONTAGE	MOUNTING DRAWING	MONTAGE ZEICHNUNG
71 31 1A	12	K7032039	05 25 1A	KIT ALIMENTATION	KIT FEED	BAUSATZ ZUFÜHRUNG
71 31 1A	13	5400740		PLAN DE MONTAGE	MOUNTING DRAWING	MONTAGE ZEICHNUNG
71 31 1A	14	5720949		FAISCEAU ELECTRIQUE	HARNESS WIRING	KABELSATZ
71 35 1C	1	5720933		FAISCEAU ELECTRIQUE	HARNESS WIRING	KABELSATZ
71 35 1C	2	5080107		BOUCHON	PLUG	VERSCHL.STOPFEN
71 35 1C	3	5080734		CONNECTEUR	CONNECTOR	STECKVERBINDER
71 35 1C	4	5080108		CONNECTEUR	CONNECTOR	STECKVERBINDER
71 35 1C	5	5080128		CONNECTEUR	CONNECTOR	STECKVERBINDER
71 35 1C	6	5080129		VERROU	LATCH	RIEGEL
71 35 1C	7	5080742		CONNECTEUR	CONNECTOR	STECKVERBINDER
71 35 1C	8	5080766		CONNECTEUR	CONNECTOR	STECKVERBINDER

REVISION M3
REVISION M3
REVISION M3

Page Page Seite	Repère Item Position	Référence Parts number Teilnummer		Désignation Designation Beizeichnung		
71 35 1C	9	5090014		CLIP	CLIP	KLIPP
71 35 1C	10	5090108		SOCKET	SOCKET	SOCKET
71 35 1C	11	5090109		SOCKET	SOCKET	SOCKET
71 35 1C	12	5080030		CONNECTEUR	CONNECTOR	STECKVERBINDER
71 35 1C	13	5080803		CONNECTEUR	CONNECTOR	STECKVERBINDER
71 35 1C	14	5090152		CLIP	CLIP	KLIPP
71 35 1C	15	5080765		CONNECTEUR	CONNECTOR	STECKVERBINDER
71 35 1C	16	5080812		CONNECTEUR	CONNECTOR	STECKVERBINDER
71 35 1C	17	5090175		CLIP	CLIP	KLIPP
71 60 1A	5	5080107	S	BOUCHON	PLUG	VERSCHL.STOPFEN
71 60 1A	7	5090106		PINS		
71 70 1A	6	5080103	S	CONNECTEUR	CONNECTOR	STECKVERBINDER
71 70 1A	7	5080105	S	VERROU	LATCH	RIEGEL
71 70 1A	8	5080107	S	BOUCHON	PLUG	VERSCHL.STOPFEN
71 75 1A	8	5080103	S	CONNECTEUR	CONNECTOR	STECKVERBINDER
71 75 1A	9	5080105	S	VERROU	LATCH	RIEGEL
71 75 1A	10	5080107	S	BOUCHON	PLUG	VERSCHL.STOPFEN
71 80 1A	8	5080103	S	CONNECTEUR	CONNECTOR	STECKVERBINDER
71 80 1A	9	5080105	S	VERROU	LATCH	RIEGEL
71 80 1A	10	5080107	S	BOUCHON	PLUG	VERSCHL.STOPFEN
72 20 1A	10	4380046		VIS	SCREW	SCHRAUBE
72 20 1A	42	5080103	S	CONNECTEUR	CONNECTOR	STECKVERBINDER
72 20 1A	43	5080105	S	VERROU	LATCH	RIEGEL
72 20 1A	44	5080107	S	BOUCHON	PLUG	VERSCHL.STOPFEN
72 20 1A	45	4380044		VIS	SCREW	SCHRAUBE
72 20 1A	46	4470014		RONDELLE FREIN	LOCK WASHER	FEDERRING
72 20 1A	47	4460131		ENTRETOISE	SPACER	ABSTANDSTUECK
72 30 1A	9	5110061		MICRO CONTACTEUR	MICRO SWITCH	MIKROSCHALTER
72 30 1A	13	6160034		CONVERTISSEUR	CONVERTER	KONVERTER
72 30 1A	14	3610347		SUPPORT	BRACKET	TRAEGER
72 30 1A	15	K7032035	05 25 1A	KIT CONVERTISSEUR	KIT CONVERTER	BAUSATZ KONVERTER
72 30 1A	16	7032038	7032033	PLAN DE MONTAGE	MOUNTING DRAWING	MONTAGE ZEICHNUNG
72 30 1A	17	K7032037	05 25 1A	KIT ALIMENTATION	KIT FEED	BAUSATZ ZUFÜHRUNG
72 30 1A	18	K7032039	05 25 1A	KIT ALIMENTATION	KIT FEED	BAUSATZ ZUFÜHRUNG
72 40 1A	14	3610345	80396 -80390	SUPPORT	BRACKET	TRAEGER
72 40 1A	14.1	3610453	80397 +80390	SUPPORT	BRACKET	TRAEGER
72 50 1A	26	4460010	80396 -80390	RONDELLE	WASHER	UNTERLEGSCHEIBE
72 50 1A	27	4410007	80396 -80390	ECROU	NUT	MUTTER
72 50 1A	41	4480006		RONDELLE EVENT	TAB WASHER	SICHERUNGSBLECH
72 65 1A	1	5180046	5130168	RADIO	RADIO	RADIO

REVISION M3
REVISION M3
REVISION M3

Page Page Seite	Repère Item Position	Référence Parts number Teilnummer		Désignation Designation Beizeichnung		
72 70 1A	10	538A0436		PLAFONNIER	ROOF LIGHT	DECKENLEUCHTE
81 10 1A	1	6160009	7 + 3610453	SUPERVISEUR	SUPERVISOR	AUFSEHER
81 10 1A	1.1		80396 -80390			
81 10 1A	7	6160042	80397 +80390	SUPERVISEUR	SUPERVISOR	AUFSEHER
81 20 1A	2	6160041	6160005	MODULE	MODULE	MODUL
81 20 1A	11	4490014		RONDELLE	WASHER	UNTERLEGSCHEIBE
81 20 1A	13	4380034		VIS	SCREW	SCHRAUBE
81 25 1A	1	537A0288	NV	CALCULATEUR MOTEUR	ENGINE CALCULATOR	STEUERGERÄT MOTOR
81 25 1A	2	4380034		VIS	SCREW	SCHRAUBE
81 25 1A	3	4490014		RONDELLE	WASHER	UNTERLEGSCHEIBE

CATALOGUE DE PIECES DE RECHANGE
SPARE PARTS BOOK
ERSATZTEILLISTE

Entretien
Maintenance
Wartung

02

SOMMAIRE
CONTENTS
INHALT

02 ENTRETIEN MAINTENANCE WARTUNG

02	10	1A	KIT ENTRETIEN 1000H MAINTENANCE KIT 1000H WARTUNGSSATZ 1000H	M2
02	20	1A	JOINTS (JEU) SEAL KIT DICHTUNGS (BAUSATZ)	M2
02	30	1A	LIQUIDE DE REFROIDISSEMENT LIQUID OF COOLING ABKÜHLFLÜSSIGKEIT	M1
02	90	1A	DOCUMENTATION (MECALAC) DOCUMENTATION (MECALAC) DOKUMENTATION (MECALAC)	M2

KIT ENTRETIEN 1000 HEURES
MAINTENANCE KIT 1000 HOURS
WARTUNGSSATZ 1000 STUNDEN

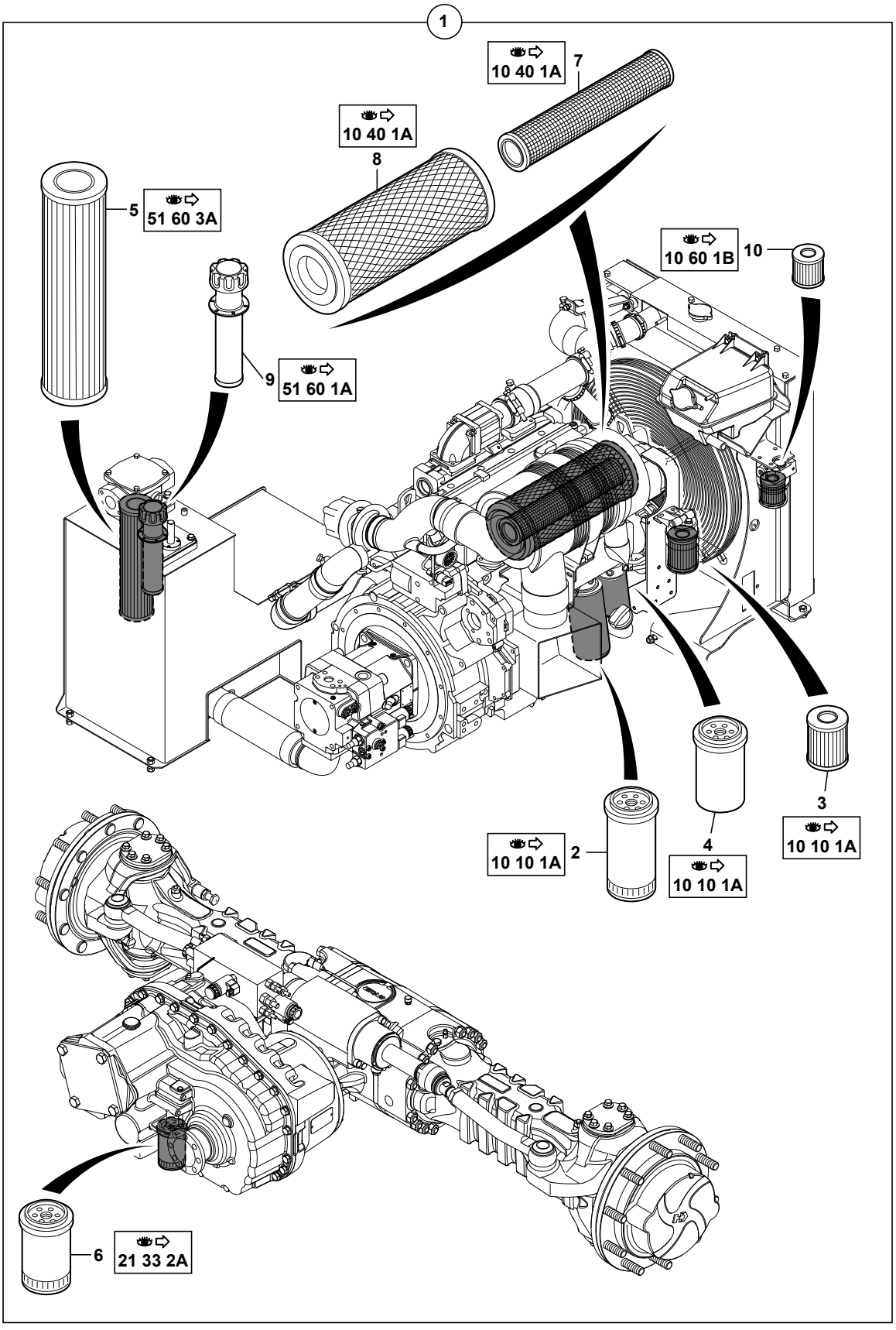

1	K7030200
2	537A0217
3	537A0233
4	537A0228
5	605A0020
6	565A0527
7	605A0022
8	605A0021
9	6050148
10	6050159

714MW_5400703_02_10_1A.eps

KIT ENTRETIEN 1000H
MAINTENANCE KIT 1000H
WARTUNGSSATZ 1000H

1	K7030200			1	KIT ENTRETIEN 1000H	MAINTENANCE KIT 1000H	WARTUNGSSATZ 1000H
2	537A0217	1	10 10 1A	2	FILTRE HUILE	OIL FILTER	OELFILTER
3	537A0233	1	10 10 1A	1	CARTOUCHE: PREFILTRE (GASOIL)	CARTRIGE: PREFILTER (GASOIL)	EINSATZ: VORFILTER (GASOL)
4	537A0228	1	10 10 1A	1	FILTRE CARBURANT	FUEL FILTER	KRAFTSTOFFILTER
5	605A0020	1	51 60 3A	2	CARTOUCHE	CARTRIDGE	EINSATZ
6	565A0527	1	21 33 2A	1	FILTRE HUILE	OIL FILTER	OELFILTER
7	605A0022	1	10 40 1A	1	CARTOUCHE INTERNE	INTERNAL CARTRIDGE	INTERNE EINSATZ
8	605A0021	1	10 40 1A	2	CARTOUCHE EXTERNE	EXTERNAL CARTRIDGE	EXTERNE EINSATZ
9	6050148	1	51 60 1A	2	RENIFLARD	BREATHER	ENTLUEFTER
10	6050159	1	10 60 1B	1	CARTOUCHE	CARTRIDGE	EINSATZ

JOINTS (JEU)
SEAL KIT
DICHTUNGS (BAUSATZ)

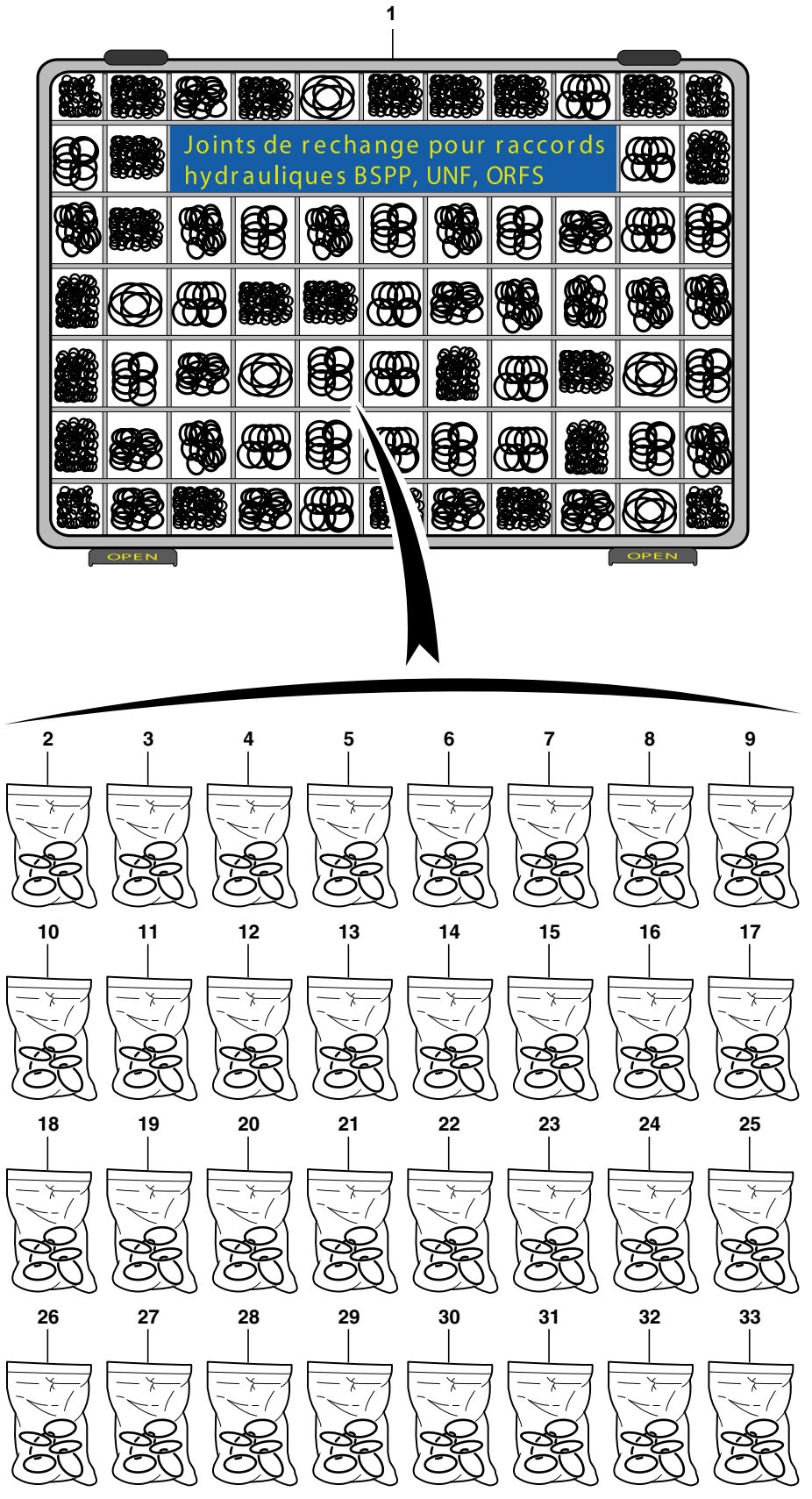

1	5960182	
2	5960150	50 X ORFS 9/16-18
3	5960151	80 X ORFS 11/16-16
4	5960152	70 X ORFS 13/16-16
5	5960153	35 X ORFS 1-14
6	5960154	20 X ORFS 1-3/16-12
7	5960155	20 X ORFS 1-7/16-12
8	5960156	15 X ORFS 1-11/16-12
9	5960157	60 X ED BSPP 1/4"
10	5960158	50 X ED BSPP 3/8"
11	5960159	20 X ED BSPP 1/2"
12	5960160	20 X ED BSPP 3/4"
13	5960161	20 X ED BSPP 1"
14	5960162	15 X ED BSPP 1.1/4"
15	5960163	20 X O-RING BSPP 1/4"
16	5960164	20 X O-RING BSPP 3/8"
17	5960165	20 X O-RING BSPP 1/2"
18	5960166	15 X O-RING BSPP 3/4"
19	5960167	15 X O-RING BSPP 1"
20	5960168	10 X O-RING BSPP 1.1/4"
21	5960169	15 X O-RING UNF 7/16"
22	5960170	15 X O-RING UNF 7/8"
23	5960171	15 X ED MÉTRIQUE M14
24	5960172	15 X O-RING MÉTRIQUE M14
25	5960173	15 X ED MÉTRIQUE M18
26	5960174	15 X ED MÉTRIQUE M22
27	5960175	10 X O-RING MÉTRIQUE M27
28	5960176	15 X O-RING SAE 3/4"
29	5960177	10 X O-RING SAE 1"
30	5960178	10 X O-RING SAE 1.1/4"
31	5960179	10 X O-RING JIS 1/4"
32	5960180	10 X O-RING JIS 1/2"
33	5960181	10 X O-RING JIS 3/4"

714MW_5400703_02_20_1A.eps

JOINTS (JEU)
SEAL KIT
DICHTUNGS (BAUSATZ)

1	5960182		1	JOINTS (JEU)	SEAL KIT	DICHTUNGS (BAUSATZ)
2	5960150	ORFS 9/16-18	1	POCHETTE DE JOINTS	SEAL (KIT)	DICHTRING (BAUSATZ)
3	5960151	ORFS 11/16-16	1	POCHETTE DE JOINTS	SEAL (KIT)	DICHTRING (BAUSATZ)
4	5960152	ORFS 13/16-16	1	POCHETTE DE JOINTS	SEAL (KIT)	DICHTRING (BAUSATZ)
5	5960153	ORFS 1-14	1	POCHETTE DE JOINTS	SEAL (KIT)	DICHTRING (BAUSATZ)
6	5960154	ORFS 1-3/16-12	1	POCHETTE DE JOINTS	SEAL (KIT)	DICHTRING (BAUSATZ)
7	5960155	ORFS 1-7/16-12	1	POCHETTE DE JOINTS	SEAL (KIT)	DICHTRING (BAUSATZ)
8	5960156	ORFS 1-11/16-12	1	POCHETTE DE JOINTS	SEAL (KIT)	DICHTRING (BAUSATZ)
9	5960157	ED BSPP 1/4"	1	POCHETTE DE JOINTS	SEAL (KIT)	DICHTRING (BAUSATZ)
10	5960158	ED BSPP 3/8"	1	POCHETTE DE JOINTS	SEAL (KIT)	DICHTRING (BAUSATZ)
11	5960159	ED BSPP 1/2"	1	POCHETTE DE JOINTS	SEAL (KIT)	DICHTRING (BAUSATZ)
12	5960160	ED BSPP 3/4"	1	POCHETTE DE JOINTS	SEAL (KIT)	DICHTRING (BAUSATZ)
13	5960161	ED BSPP 1"	1	POCHETTE DE JOINTS	SEAL (KIT)	DICHTRING (BAUSATZ)
14	5960162	ED BSPP 1.1/4"	1	POCHETTE DE JOINTS	SEAL (KIT)	DICHTRING (BAUSATZ)
15	5960163	O-R BSPP 1/4"	1	POCHETTE DE JOINTS	SEAL (KIT)	DICHTRING (BAUSATZ)
16	5960164	O-R BSPP 3/8"	1	POCHETTE DE JOINTS	SEAL (KIT)	DICHTRING (BAUSATZ)
17	5960165	O-R BSPP 1/2"	1	POCHETTE DE JOINTS	SEAL (KIT)	DICHTRING (BAUSATZ)
18	5960166	O-R BSPP 3/4"	1	POCHETTE DE JOINTS	SEAL (KIT)	DICHTRING (BAUSATZ)
19	5960167	O-R BSPP 1"	1	POCHETTE DE JOINTS	SEAL (KIT)	DICHTRING (BAUSATZ)
20	5960168	O-R BSPP 1.1/4"	1	POCHETTE DE JOINTS	SEAL (KIT)	DICHTRING (BAUSATZ)
21	5960169	O-R UNF 7/16"	1	POCHETTE DE JOINTS	SEAL (KIT)	DICHTRING (BAUSATZ)
22	5960170	O-R UNF 7/8"	1	POCHETTE DE JOINTS	SEAL (KIT)	DICHTRING (BAUSATZ)
23	5960171	ED M14	1	POCHETTE DE JOINTS	SEAL (KIT)	DICHTRING (BAUSATZ)
24	5960172	O-R M14	1	POCHETTE DE JOINTS	SEAL (KIT)	DICHTRING (BAUSATZ)
25	5960173	ED M18	1	POCHETTE DE JOINTS	SEAL (KIT)	DICHTRING (BAUSATZ)
26	5960174	ED M22	1	POCHETTE DE JOINTS	SEAL (KIT)	DICHTRING (BAUSATZ)
27	5960175	O-R M27	1	POCHETTE DE JOINTS	SEAL (KIT)	DICHTRING (BAUSATZ)
28	5960176	O-R SAE 3/4"	1	POCHETTE DE JOINTS	SEAL (KIT)	DICHTRING (BAUSATZ)
29	5960177	O-R SAE 1"	1	POCHETTE DE JOINTS	SEAL (KIT)	DICHTRING (BAUSATZ)
30	5960178	O-R SAE 1.1/4"	1	POCHETTE DE JOINTS	SEAL (KIT)	DICHTRING (BAUSATZ)
31	5960179	O-R JIS 1/4"	1	POCHETTE DE JOINTS	SEAL (KIT)	DICHTRING (BAUSATZ)
32	5960180	O-R JIS 1/2"	1	POCHETTE DE JOINTS	SEAL (KIT)	DICHTRING (BAUSATZ)
33	5960181	O-R JIS 3/4"	1	POCHETTE DE JOINTS	SEAL (KIT)	DICHTRING (BAUSATZ)

LIQUIDE DE REFROIDISSEMENT
LIQUID OF COOLING
ABKÜHLFLÜSSIGKEIT

1	**232A0001**	5 l



714MW_5400703_02_30_1A.eps

LIQUIDE DE REFROIDISSEMENT
LIQUID OF COOLING
ABKUHLFLUSSIGKEIT

1	232A0001	5L	1	LIQUIDE DE REFROIDISSEMENT	LIQUID OF COOLING	ABKUHLFLUSSIGKEIT

DOCUMENTATION (MECALAC)
DOCUMENTATION (MECALAC)
DOKUMENTATION (MECALAC)

1	5400703
2	5400705
3	5400721

1

CATALOGUE PIÈCES DE RECHANGE
PARTS BOOK
ERSATZTEILLISTE

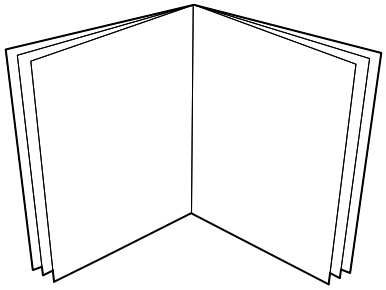

2

NOTICE DE CONDUITE ET D'ENTRETIEN
OPERATING AND MAINTENANCE MANUAL
BEDIENUNGS- UND WARTUNGSANLEINTUNG

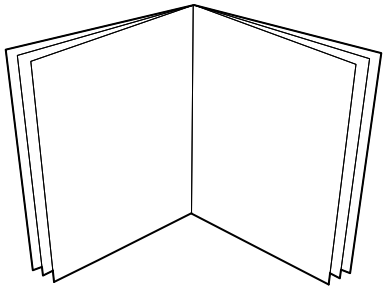

3

MANUEL DE RÉPARATION
HANDBOOK OF REPAIR
REPARATURANLEITUNG



714MW_5400703_02_90_1A.eps

DOCUMENTATION (MECALAC)
DOCUMENTATION (MECALAC)
DOKUMENTATION (MECALAC)

1	5400703	714MW	1	CATALOGUE P.R.	PARTS BOOK	ERSATZTEILLISTE
2	5400705	714MW	1	NOTICE DE CONDUITE ET D'ENTRETIEN	OPERATING AND MAINTENANCE MANUAL	BEDIENUNGS- UND WARTUNGSANLEITUNG
3	5400721	714MW	1	MANUEL DE REPARATION	REPAIR MANUAL	REPARATURANLEITUNG

CATALOGUE DE PIECES DE RECHANGE
SPARE PARTS BOOK
ERSATZTEILLISTE

Outillage
Tooling
Werkzeuge

03

SOMMAIRE
CONTENTS
INHALT

03 OUTILLAGE TOOLING WERKZEUGE

03	10	1A	OUTILLAGE HYDRAULIQUE HYDRAULIC TOOLS HYDRAULIKKREIS WERKZEUG	
03	15	1A	OUTILLAGE ELECTRIQUE SET OF ELECTRICAL TOOLS ELEKTROWERKZEUG	M4
03	20	1A	OUTILLAGE PONTS (DANA) AXLES TOOL (DANA) RACHSEWERKZEUG (DANA)	
03	25	1A	OUTILLAGE ELECTRONIQUE ELECTRONIC TOOLS ELEKTRONISCHWERZEUG	
03	30	1A	TROUSSE OUTILLAGE CASE TOOLS AUSRÜSTUNGKOFFER	M1

OUTILLAGE HYDRAULIQUE
HYDRAULICS TOOLS
HYDRAULIKKREIS WERZEUG



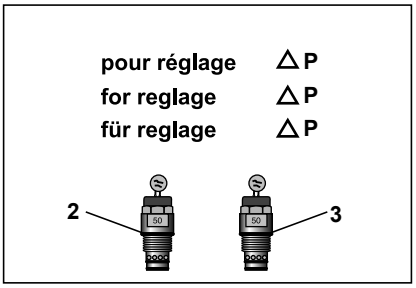

1	K6160001	
2	536A0107	SX 14
3	536A0018	SX 18

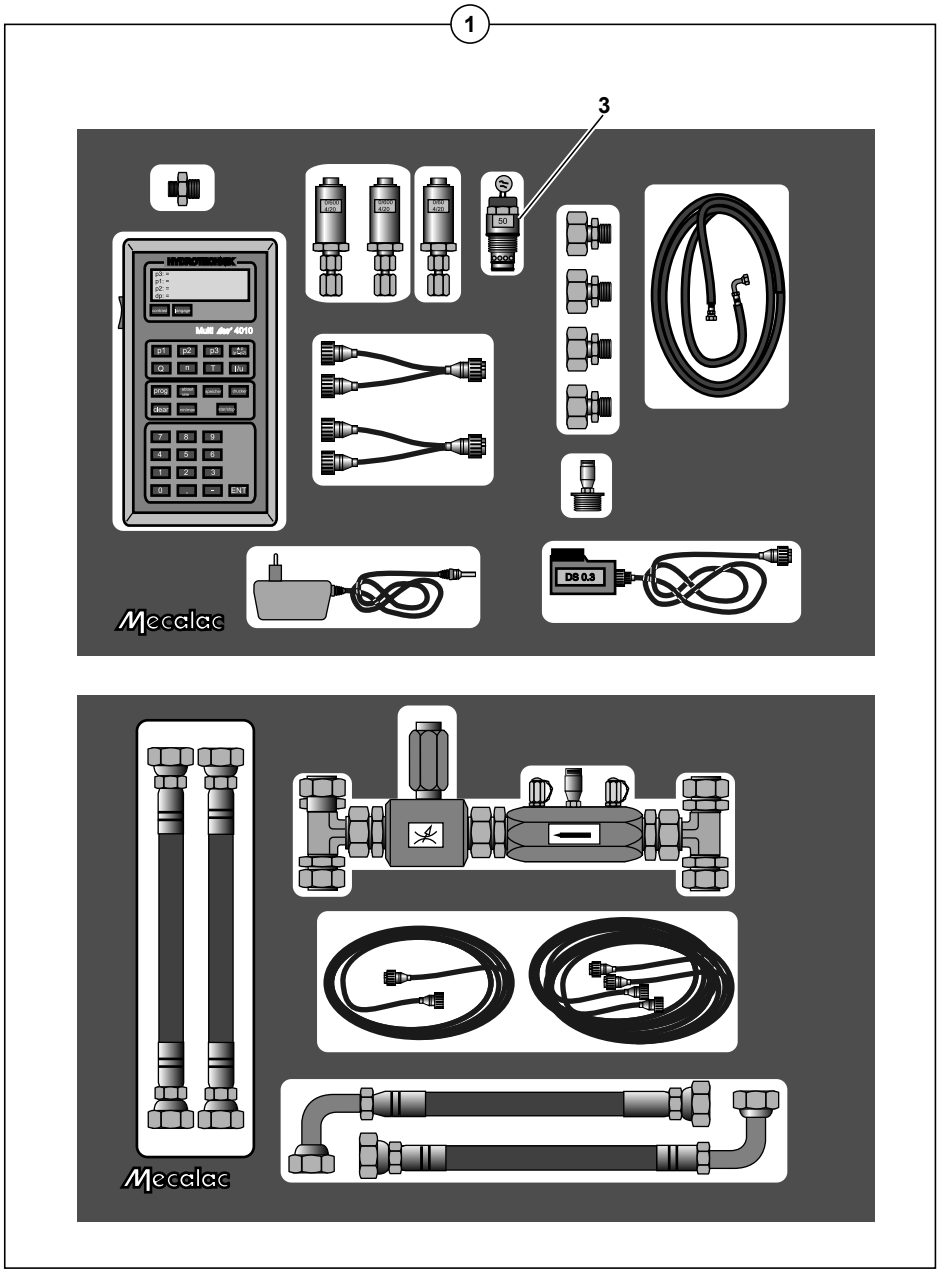

714MW_5400703_03_10_1A.eps

OUTILLAGE HYDRAULIQUE
HYDRAULIC TOOLS
HYDRAULIKKREIS WERKZEUG

1	K6160001			1	VALISE	CASE	WERKZEUGKOFFER
2	536A0107		SX14	1	LIMITEUR DE PRESSION	PRESSURE RELIEF VALVE	DRUCKBEGREN-ZUNGSVENTIL
3	536A0018	1	SX18	1	LIMITEUR DE PRESSION	PRESSURE RELIEF VALVE	DRUCKBEGREN-ZUNGSVENTIL

OUTILLAGE ÉLECTRIQUE
SET OF ELECTRICAL TOOLS
ELEKTROWERKZEUG

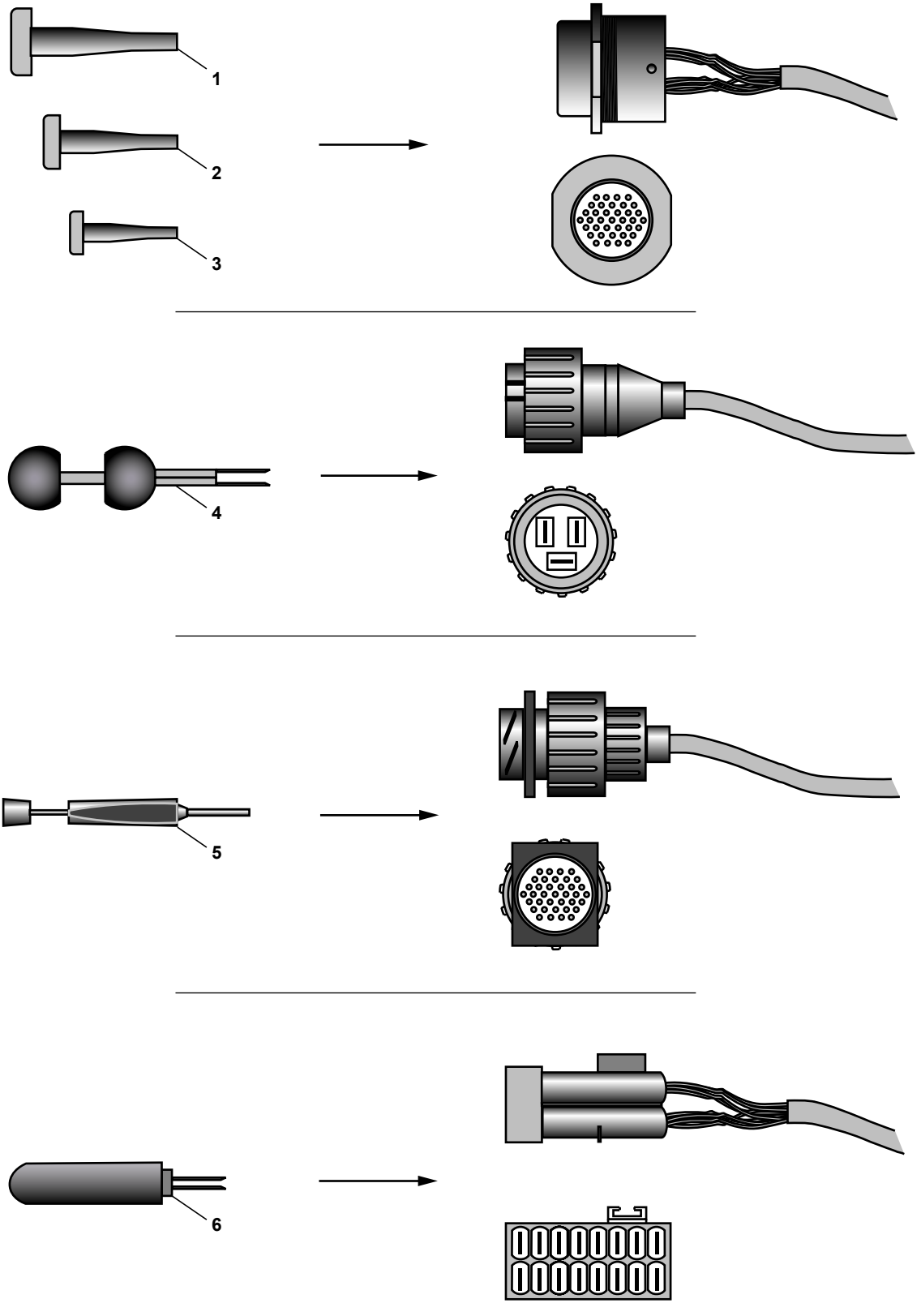

1	5180102
2	5180103
3	5180104
4	6525004
5	572A0003
6	6525003

714MW_5400703_03_15_1A.eps

OUTILLAGE ELECTRIQUE
SET OF ELECTRICAL TOOLS
ELEKTROWERKZEUG

*	1 5180102	1	OUTIL	TOOL	WERKZEUG
*	2 5180103	1	OUTIL	TOOL	WERKZEUG
*	3 5180104	1	OUTIL	TOOL	WERKZEUG
*	4 6525004	1	PINCES	PLIERS	ZANGE
*	5 572A0003	1	OUTIL	TOOL	WERKZEUG
*	6 6525003	1	PINCES	PLIERS	ZANGE

OUTILLAGE PONTS (DANA)
AXLES TOOL (DANA)
RACHSEWERKZEUG (DANA)

1	5450060
2	5450061
3	5450062
4	5450063
5	5450064

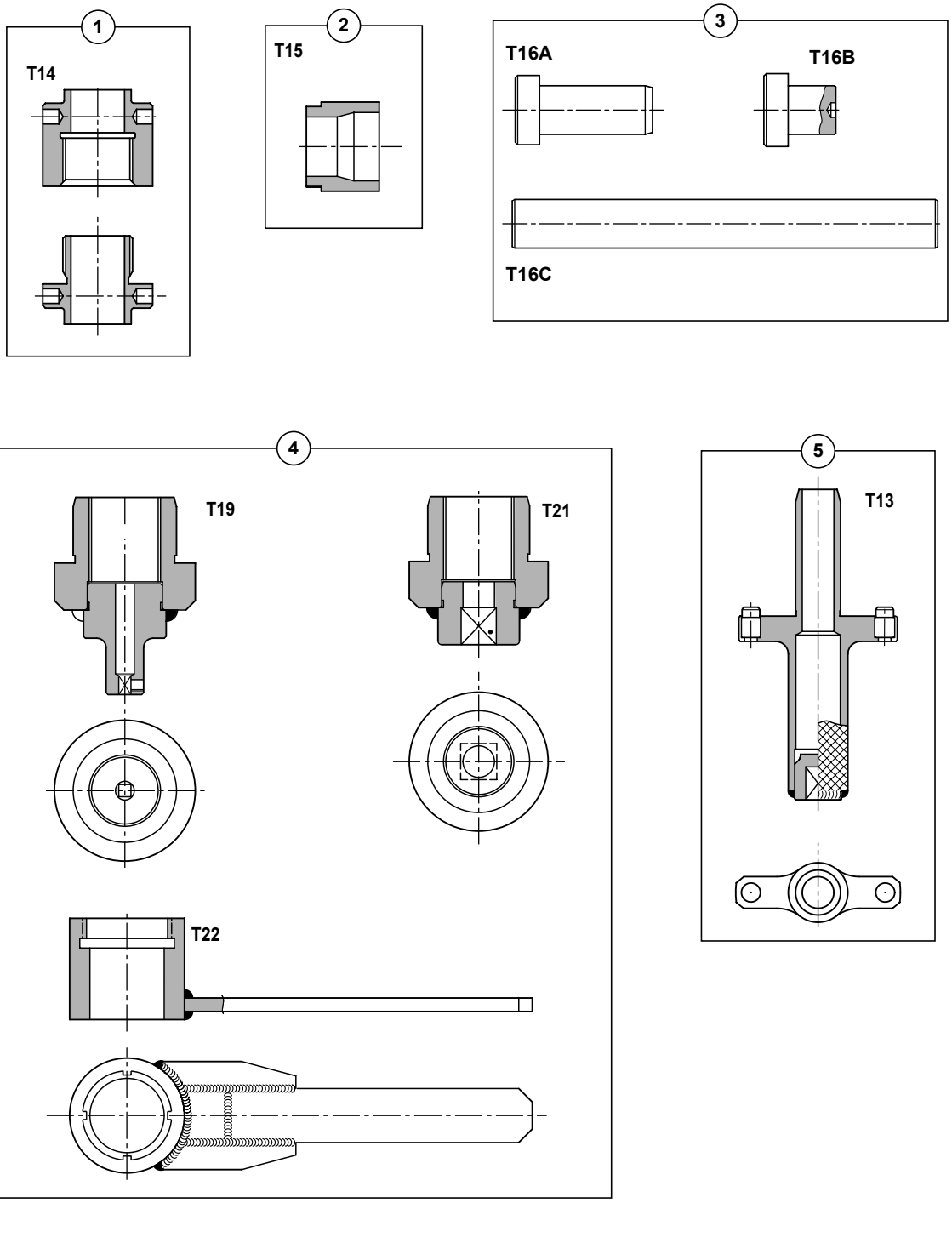

714MW_5400703_03_20_1A.eps

OUTILLAGE PONTS (DANA)
AXLES TOOL (DANA)
RACHSEWERKZEUG (DANA)

1	5450060	1	OUTILLAGE	TOOLING	WERKZEUG
2	5450061	1	OUTILLAGE	TOOLING	WERKZEUG
3	5450062	1	OUTILLAGE	TOOLING	WERKZEUG
4	5450063	1	OUTILLAGE	TOOLING	WERKZEUG
5	5450064	1	OUTILLAGE	TOOLING	WERKZEUG

OUTILLAGE ÉLECTRONIQUE
ELECTRONIC TOOL
ELEKTRONISCHWERZEUG

1	K6956000
2	K6160031

1

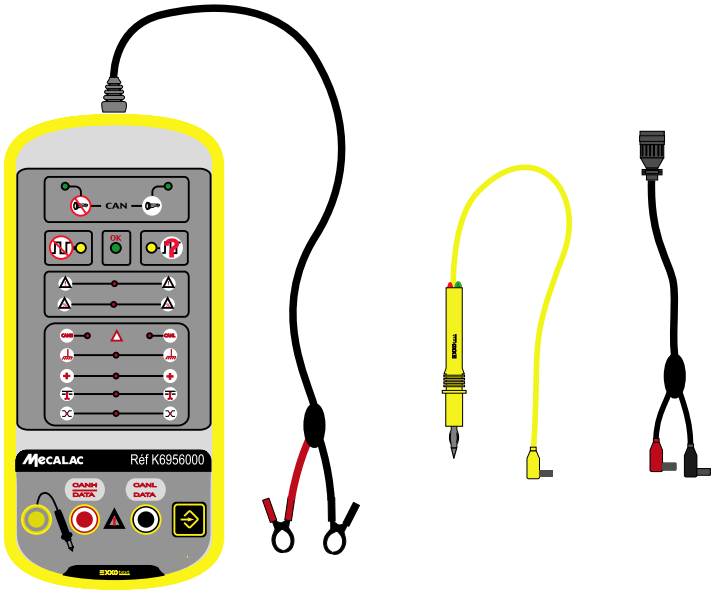

2



714MW_5400703_03_25_1A.eps

OUTILLAGE ELECTRONIQUE
ELECTRONIC TOOLS
ELEKTRONISCHWERZEUG

1	K6956000	1	KIT DIAGNOSTIC	KIT DIAGNOSIS	KIT DIAGNOSTIK
2	K6160031	1	KIT PARAMETRAGE CAN	KIT PARAMETER SETTING CAN	KIT PARAMETERDARSTELLUNG CAN

TROUSSE OUTILLAGE
CASE TOOLS
AUSRÜSTUNGSKOFFER

1	5450020

PAS D'ILLUSTRATION
NO ILLUSTRATION
KEINE ABBILDUNG

714MW_5400703_03_30_1A.eps

TROUSSE OUTILLAGE
CASE TOOLS
AUSRUSTUNGKOFFER

1 5450020	1	TROUSSE OUTILLAGE	CASE TOOLS	AUSRUSTUNGKOFFER

CATALOGUE DE PIECES DE RECHANGE
SPARE PARTS BOOK
ERSATZTEILLISTE

MECALAC

Adhésifs
Adhesives
Klebstoffe

04

SOMMAIRE
CONTENTS
INHALT

04 ADHÉSIFS ADHESIVES KLEBSTOFFE

04	10	1A	ADHESIF ADHESIVE KLEBSTOFF	M4
04	10	2A	ADHESIF ADHESIVE KLEBSTOFF	M4
04	15	1A	ADHESIF (POSTE DE CONDUITE) ADHESIVE (OPERATORS STATION) KLEBSTOFF (BEDIENUNGSSTAND)	M2
04	20	1A	TABLEAU CHARGES : LAME AV/STABILISATEURS AR TABLE LOADS: FRONT BLADE / REAR STABILISERS LASTENTABELLE : PLANIERSCHID VOR/STABILI. HINTER	M4
04	20	2A	TABLEAU CHARGES : LAME ARRIÈRE TABLE LOADS: REAR BULL BLADE LASTENTABELLE : PLANIERSCHID HINTER	M4
04	20	3A	TABLEAU CHARGES : STABILISATEURS ARRIÈRE TABLE LOADS: REAR STABILISERS LASTENTABELLE : STABILISATOREN HINTER	M4
04	20	4A	TABLEAU CHARGES : STABILISATEURS AVANT ET ARRIÈRE TABLE LOADS: FRONT AND REAR STABILISERS LASTENTABELLE : STABILISATOREN VOR UND HINTER	M4
04	21	1A	T. CHARGES (PELLE) : LAME AV/STAB. AR T. LOADS (EXCAVATOR): FR. BLADE/REAR STAB. LASTEN (BAGGER): PLANIERSCHID VOR/STAB. HINTER	M4
04	21	2A	T. CHARGES (PELLE) : LAME OU STAB. AR T. LOADS (EXCAVATOR): BLADE OR REAR STAB. LASTEN (BAGGER): PLANIERSCHID ODER STAB. HINTER	M4
04	25	1A	ADHESIF: (CHARGES FLECHE GRUE) ADHESIVE: (CRANE BOOM LOADS) KABELSTOFF: (BELASTUNG KRANAUSLEGER)	M4

ADHÉSIF
ADHESIVE
KLEBSTOFF

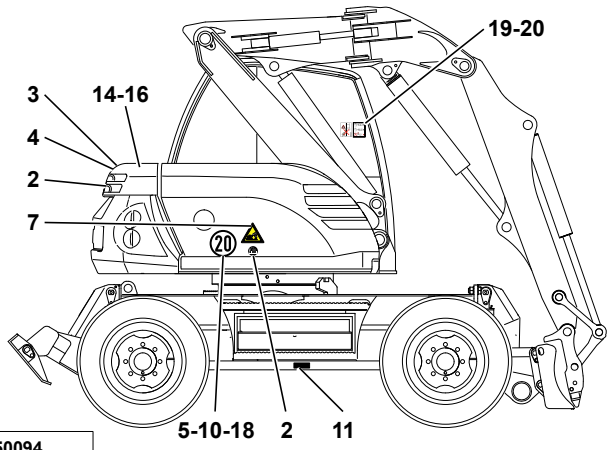

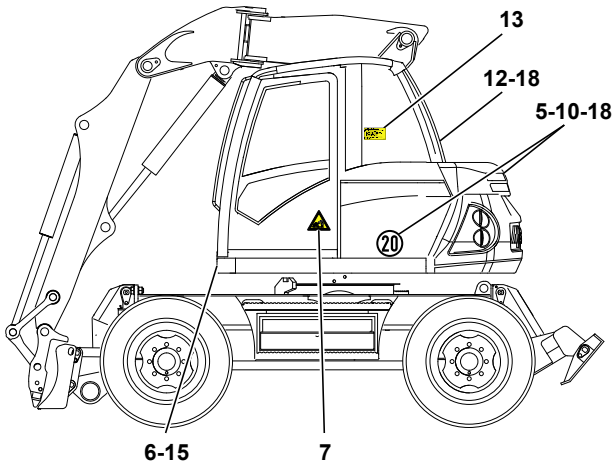

1	5750094	
2	5750208	
3	5750174	F-L-B-CH
	5750186	GB
	5750176	D
	5750216	SP
	5750199	I
	5750205	NL
	5750263	S
	5751529	PL
4	5750795	F-L-B-CH
	5750797	GB
	5750798	D
	5750802	SP
	5750799	I
	5750801	NL
	5750800	S
	5751220	PL
5	5750240	D (20 km/h)
6	5751175	
7	5751249	
8	5751240	
9	5751207	
10	5751285	D (35 km/h)
11	5751012	
12	5751318	I (40 km/h)
13	5751335	I (714MW-4)
14	5751421	* →I 80440&84005 -80436
	5751489	* I→ 80441&84006 +80436
15	5751206	
16	5751422	* →I 80440&84005 -80436
	5471490	* I→ 80441&84006 +80436
17	5751420	
18	5750343	F-B-PL
19	5751462	
20	5751477	

3

HUILE HYDRAULIQUE

E5750174

4

ATTENTION

E5750795

OUVRIR LE BOUCHON AVANT LE REMPLISSAGE AVEC LA POMPE ELECTRIQUE

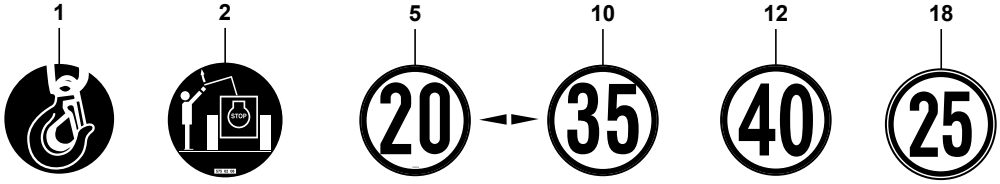

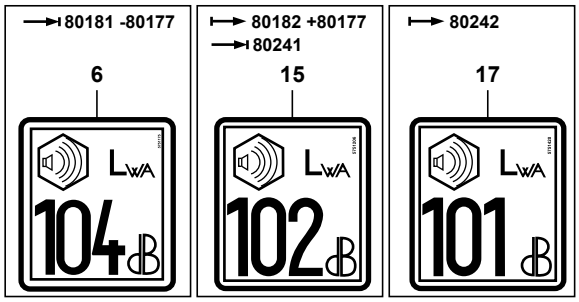

13

PRESCRIZIONI PER LA CIRCOLAZIONE SU STRADA

- CIRCOLAZIONE AMMESSA SOLO CON ASSE STERZANTE ANTERIORE
- BLOCCO ATTREZZATURE E BRACCI DI LAVORO :
  - 1° BRACCIO : riscontro visivo di parallelismo
  - BRACCIO INTERMEDIO : riscontro visivo di parallelismo
  - BILANCERE E ROTAZIONE ATTREZZI : cilindri tutti sfilati
  - LAMA DI COLMATA : cilindri tutti rientrati
  - STABILIZZATORI : cilindri tutti rientrati
  - BLOCCO ROTAZIONE CABINA : inserito
- PULSANTE NEUTRALIZZAZIONE COMANDI DI LAVORO : inserito
- SPECCHIO ANTEVISORE : applicato
- LAMPEGGIANTI : attivati

5751335

8

MECALAC 18-19.5	4.5 bars 65 PSI	MECALAC 10.00-20	7.5 bars 105 PSI
MECALAC 600/50-22.5	2.6 bars 35 PSI	MECALAC 600/40-22.5	6 bars 85 PSI

5751240

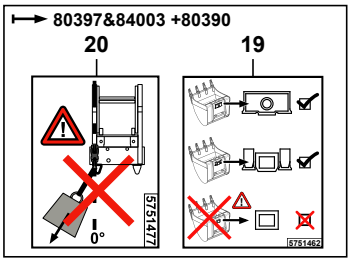

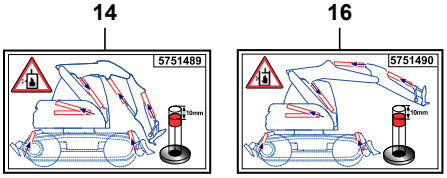

714MW_5400703_04_10_1A.eps

ADHESIF
ADHESIVE
KLEBSTOFF

	1	5750094		2	ADHESIF	ADHESIVE	KLEBSTOFF
	2	5750208		2	ADHESIF	ADHESIVE	KLEBSTOFF
	3	5750174	F-L-B-CH	1	ADHESIF	ADHESIVE	KLEBSTOFF
	3	5750186	GB	1	ADHESIF	ADHESIVE	KLEBSTOFF
	3	5750176	D	1	ADHESIF	ADHESIVE	KLEBSTOFF
	3	5750216	SP	1	ADHESIF	ADHESIVE	KLEBSTOFF
	3	5750199	I	1	ADHESIF	ADHESIVE	KLEBSTOFF
	3	5750205	NL	1	ADHESIF	ADHESIVE	KLEBSTOFF
	3	5750263	S	1	ADHESIF	ADHESIVE	KLEBSTOFF
*	3	5751529	PL	1	ADHESIF	ADHESIVE	KLEBSTOFF
	4	5750795	F-L-B-CH	1	ADHESIF	ADHESIVE	KLEBSTOFF
	4	5750797	GB	1	ADHESIF	ADHESIVE	KLEBSTOFF
	4	5750798	D	1	ADHESIF	ADHESIVE	KLEBSTOFF
	4	5750802	SP	1	ADHESIF	ADHESIVE	KLEBSTOFF
	4	5750799	I	1	ADHESIF	ADHESIVE	KLEBSTOFF
	4	5750801	NL	1	ADHESIF	ADHESIVE	KLEBSTOFF
	4	5750800	S	1	ADHESIF	ADHESIVE	KLEBSTOFF
*	4	5751220	PL	1	ADHESIF	ADHESIVE	KLEBSTOFF
	5	5750240	D - 20 km/h	3	ADHESIF	ADHESIVE	KLEBSTOFF
	6	5751175	80181 -80177	1	ADHESIF	ADHESIVE	KLEBSTOFF
	7	5751249		2	ADHESIF	ADHESIVE	KLEBSTOFF
	8	5751240		1	ADHESIF	ADHESIVE	KLEBSTOFF
	9	5751207		1	ADHESIF	ADHESIVE	KLEBSTOFF
	10	5751285	D - 35 km/h	3	ADHESIF	ADHESIVE	KLEBSTOFF
	11	5751012		1	ADHESIF	ADHESIVE	KLEBSTOFF
	12	5751318	I - 40 km/h	1	ADHESIF	ADHESIVE	KLEBSTOFF
	13	5751335	I / 714MW-4	1	ADHESIF	ADHESIVE	KLEBSTOFF
	14	5751421	80440&84005	1	ADHESIF	ADHESIVE	KLEBSTOFF
	14		-80436				
	14	5751489	80441&84006	1	ADHESIF	ADHESIVE	KLEBSTOFF
	14		+80436				
	15	5751206	80182 +80177	1	ADHESIF	ADHESIVE	KLEBSTOFF
	15		80241				
	16	5751422	80440&84005	1	ADHESIF	ADHESIVE	KLEBSTOFF
	16		-80436				
	16	5751490	80441&84006	1	ADHESIF	ADHESIVE	KLEBSTOFF
	16		+80436				
	17	5751420	80242	1	ADHESIF	ADHESIVE	KLEBSTOFF
*	18	5750343	F-B-PL	3	ADHESIF	ADHESIVE	KLEBSTOFF
	19	5751462	80397&84003	1	ADHESIF	ADHESIVE	KLEBSTOFF
	19		+80390				
	20	5751477	80397&84003	1	ADHESIF	ADHESIVE	KLEBSTOFF
	20		+80390				

ADHÉSIF
ADHESIVE
KLEBSTOFF

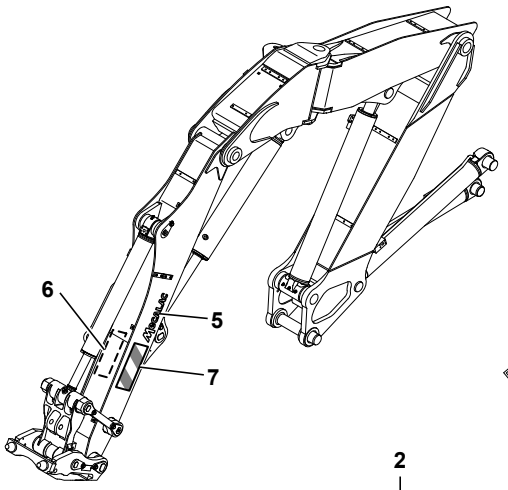

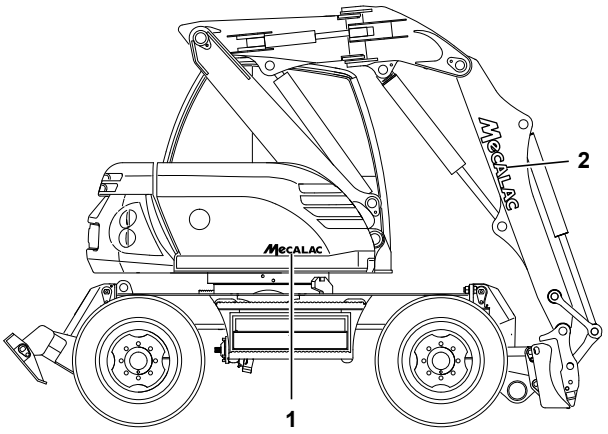

1	5751241	
2	5750902	
3	5751243	
4	5751244	
5	5751103	D-PL
6	5750681	D-PL
7	5750682	D-PL

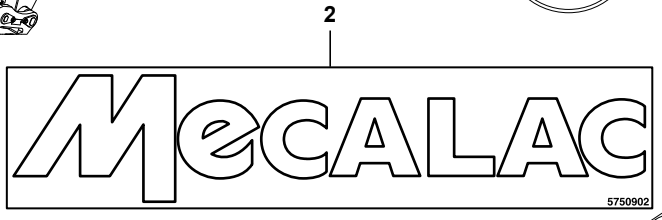

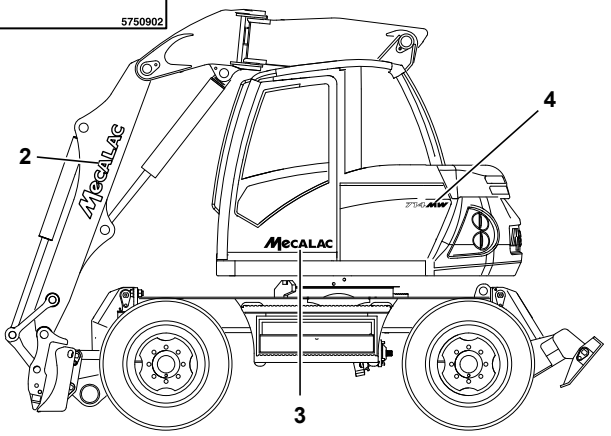

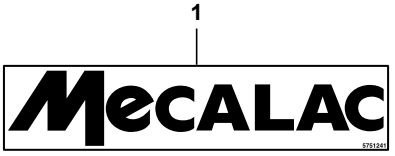

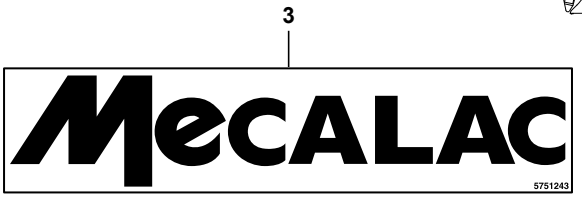

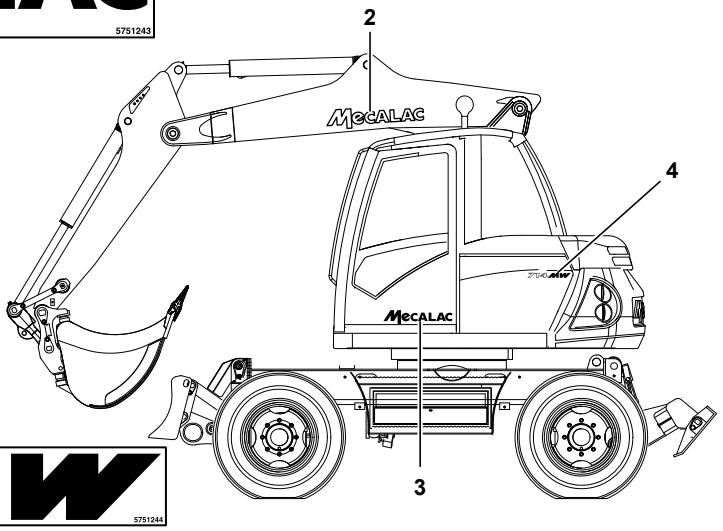

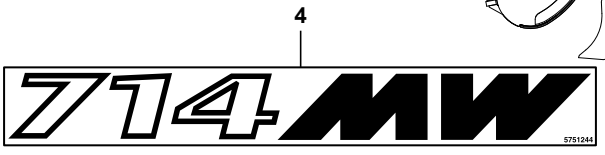

714MW_5400703_04_10_2A.eps

ADHESIF
ADHESIVE
KLEBSTOFF

	1	5751241		1	ADHESIF	ADHESIVE	KLEBSTOFF
	2	5750902		2	ADHESIF	ADHESIVE	KLEBSTOFF
	3	5751243		1	ADHESIF	ADHESIVE	KLEBSTOFF
	4	5751244		2	ADHESIF	ADHESIVE	KLEBSTOFF
*	5	5751103	D-PL	2	ADHESIF	ADHESIVE	KLEBSTOFF
*	6	5750681	D-PL	1	ADHESIF	ADHESIVE	KLEBSTOFF
*	7	5750682	D-PL	1	ADHESIF	ADHESIVE	KLEBSTOFF

ADHÉSIF (POSTE DE CONDUITE)
ADHESIVE (OPERATORS STATION)
KLEBSTOFF (BEDIENUNGSSTAND)

1	5751337
2	5751416

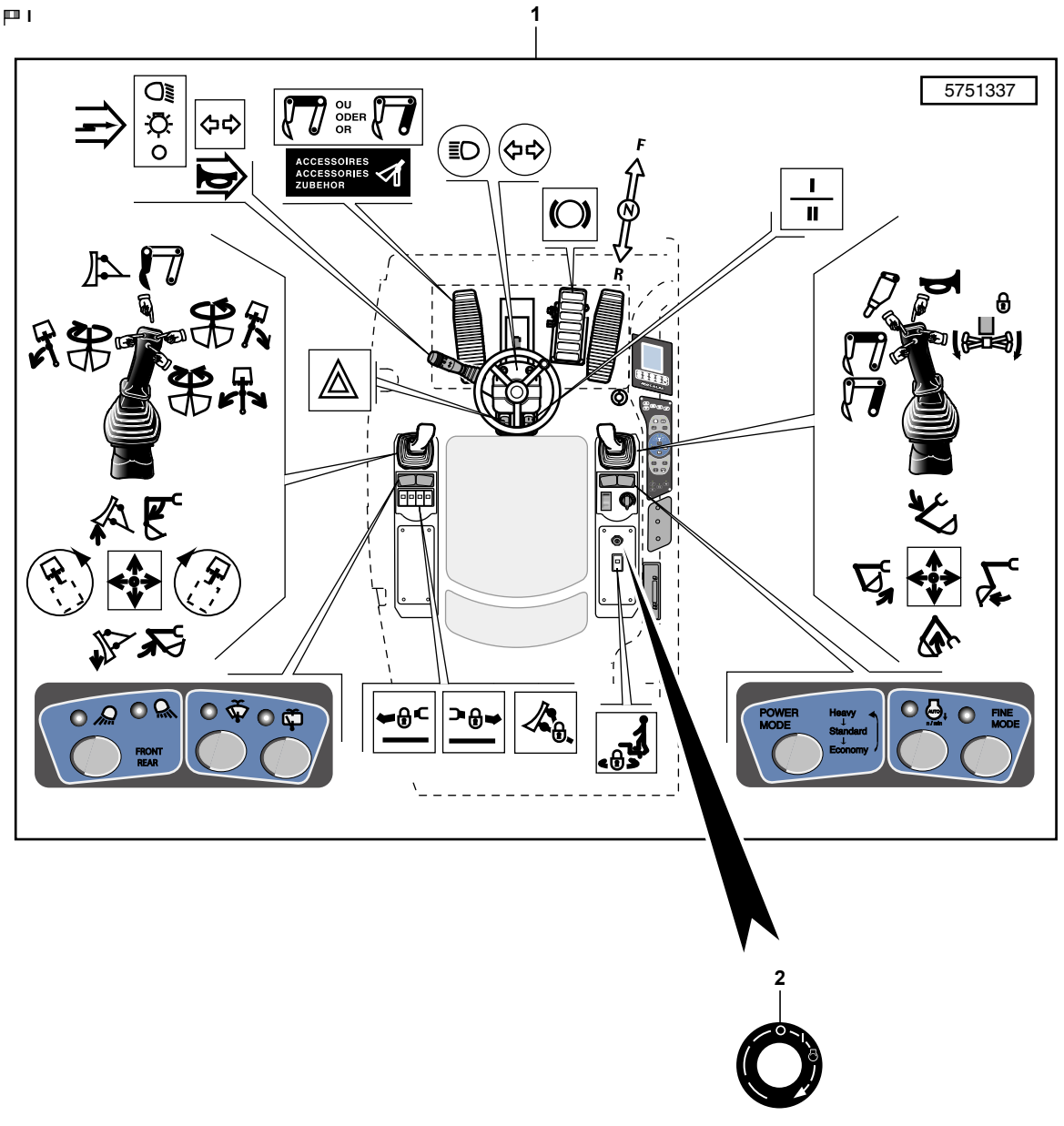

714MW_5400703_04_15_1A.eps

ADHESIF (POSTE DE CONDUITE)
ADHESIVE (OPERATORS STATION)
KLEBSTOFF (BEDIENUNGSSTAND)

1	5751337	5751237	1	ADHESIF	ADHESIVE	KLEBSTOFF
2	5751416	I	1	ADHESIF	ADHESIVE	KLEBSTOFF

TABLEAU CHARGES : LAME AVANT / STABILISATEURS ARRIÈRE
TABLE LOADS: FRONT BULL BLADE / REAR STABILISERS
LASTENTABELLE : PLANIERSCHID VOR / STABILISATOREN HINTER

2 (•)

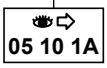

3



4

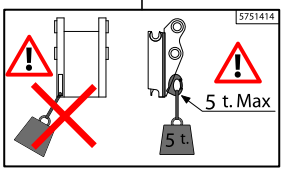

1	5751229	F-L-B-CH
	5751231	GB
	5751232	D
	5751230	I
	5751278	SP
	5751295	NL
	5751312	S
	5751525	PL
2	K7030211	
3	5751413	LEHNOFF
4	5751414	VOLVO

1•

MECALAC 714 MW — 5751229 C

TABLEAU DES CAPACITES NOMINALES DE LEVAGE

CONDITIONS DE TRAVAIL :
Données valables pour équipement équipé ou non de l'option déport
- Sur sol horizontal et compact
- Equipement utilisé sans déport
- Oscillation sur pont bloquée
- Sans outil (godet, chargeur....)
  avec platine de manutention + crochet : 7 t (**A**)
  avec porte-outils guide élingue + crochet : 5,3 t (**B**) **sauf Zone Ⓩ**
- Avec Godet sur porte-outils guide élingue + crochet : 5,3 t (**C**) **valeurs -500Kg**

CARACTERISTIQUES :

Bras	: Lg. 2450 mm
Bec de flèche + Noix	: Lg. 2325 mm
Flèche	: Lg. 2350 mm
Contrepoids	: 3000 kg
Pression nominale	: 340 bar
Pression maximale admissible	: 400 - 420 bar

LAME AVANT ET STABILISATEURS ARRIERE BAISSES TRAVAIL SUR L'ARRIERE

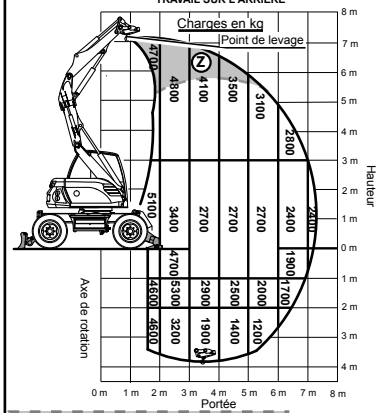

LAME AVANT ET STABILISATEURS ARRIERE BAISSES TRAVAIL SUR 360

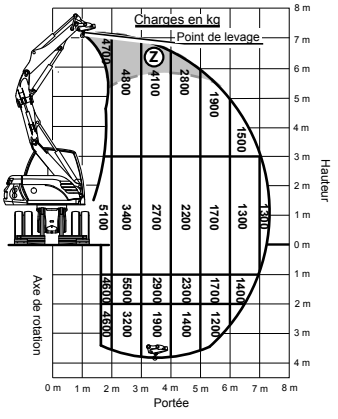

LAME AVANT ET STABIL ISATEURS ARRIERE LEVES TRAVAIL SUR 360

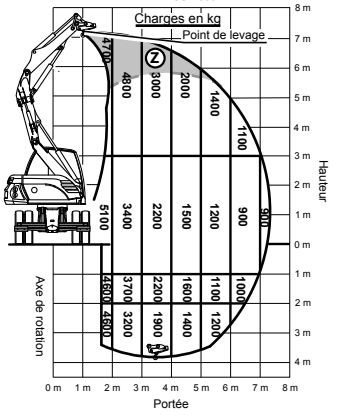

Ⓩ A B C - 500 Kg

Les charges citées sont conformes à la norme ISO 10567

714MW_5400703_04_20_1A.eps

TABLEAU CHARGES : LAME AV/STABILISATEURS AR
TABLE LOADS: FRONT BLADE / REAR STABILISERS
LASTENTABELLE : PLANIERSCHID VOR/STABILI. HINTER

	1	5751229	2		F-L-B-CH	1	ADHESIF	ADHESIVE	KLEBSTOFF
	1	5751231	2		GB	1	ADHESIF	ADHESIVE	KLEBSTOFF
	1	5751232	2		D	1	ADHESIF	ADHESIVE	KLEBSTOFF
	1	5751230	2		I	1	ADHESIF	ADHESIVE	KLEBSTOFF
	1	5751278	2		SP	1	ADHESIF	ADHESIVE	KLEBSTOFF
	1	5751295	2		NL	1	ADHESIF	ADHESIVE	KLEBSTOFF
	1	5751312	2		S	1	ADHESIF	ADHESIVE	KLEBSTOFF
*	1	5751525	2		PL	1	ADHESIF	ADHESIVE	KLEBSTOFF
	2	K7030211				PM	KIT LAME AVANT	KIT FRONT BLADE	KIT KLINGE VOHER
	3	5751413			LEHNOFF	1	ADHESIF	ADHESIVE	KLEBSTOFF
	4	5751414			VOLVO	1	ADHESIF	ADHESIVE	KLEBSTOFF

TABLEAU CHARGES : LAME ARRIÈRE
TABLE LOADS: REAR BULL BLADE
LASTENTABELLE : PLANIERSCHID HINTER

1	5751252	F-L-B-CH
	5751281	GB
	5751255	D
	5751261	I
	5751276	SP
	5751297	NL
	5751314	S
	5751527	PL
2	5751413	LEHNOFF
3	5751414	VOLVO

2

3

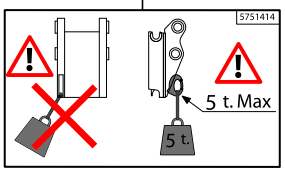

1

MECALAC 714 MW 5751252 C

TABLEAU DES CAPACITES NOMINALES DE LEVAGE

CONDITIONS DE TRAVAIL :
Données valables pour équipement équipé ou non de l'option déport
- Sur sol horizontal et compact
- Equipement utilisé sans déport
- Oscillation sur pont bloquée
- Sans outil (godet, chargeur....)
  avec platine de manutention + crochet : 7 t (**A**)
  avec porte-outils guide élingue + crochet : 5,3 t (**B**) **sauf Zone Ⓩ**
- Avec Godet sur porte-outils guide élingue + crochet : 5,3 t (**C**) **valeurs -500Kg**

CARACTERISTIQUES :

Bras	: Lg. 2450 mm
Bec de flèche + Noix	: Lg. 2325 mm
Flèche	: Lg. 2350 mm
Contrepoids	: 3000 kg
Pression nominale	: 340 bar
Pression maximale admissible	: 400 - 420 bar

LAME ARRIERE BAISSEE TRAVAIL SUR L'ARRIERE

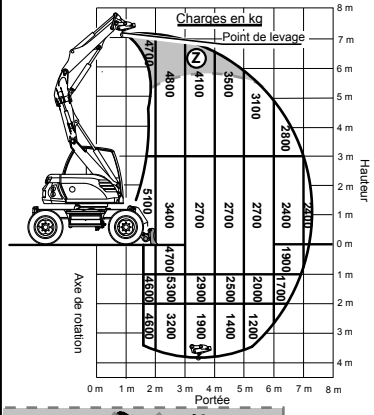

LAME ARRIERE BAISSEE TRAVAIL SUR 360

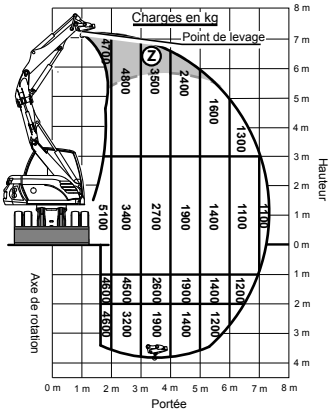

LAME ARRIERE LEVEE TRAVAIL SUR 360

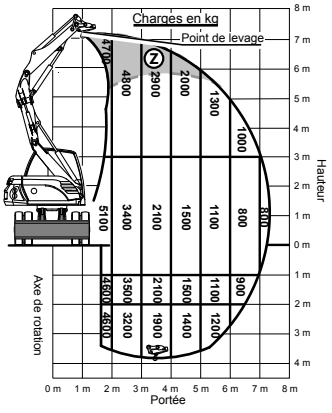

Ⓩ - 500 Kg
A B C

Les charges citées sont conformes à la norme ISO 10567

714MW_5400703_04_20_2A.eps

TABLEAU CHARGES : LAME ARRIÈRE
TABLE LOADS: REAR BULL BLADE
LASTENTABELLE : PLANIERSCHID HINTER

1	5751252	F-L-B-CH	1	ADHESIF	ADHESIVE	KLEBSTOFF
1	5751281	GB	1	ADHESIF	ADHESIVE	KLEBSTOFF
1	5751255	D	1	ADHESIF	ADHESIVE	KLEBSTOFF
1	5751261	I	1	ADHESIF	ADHESIVE	KLEBSTOFF
1	5751276	SP	1	ADHESIF	ADHESIVE	KLEBSTOFF
1	5751297	NL	1	ADHESIF	ADHESIVE	KLEBSTOFF
1	5751314	S	1	ADHESIF	ADHESIVE	KLEBSTOFF
* 1	5751527	PL	1	ADHESIF	ADHESIVE	KLEBSTOFF
2	5751413	LEHNOFF	1	ADHESIF	ADHESIVE	KLEBSTOFF
3	5751414	VOLVO	1	ADHESIF	ADHESIVE	KLEBSTOFF

TABLEAU CHARGES : STABILISATEURS ARRIÈRE
TABLE LOADS: REAR STABILISERS
LASTENTABELLE : STABILISATOREN HINTER

1	5751251	F-L-B-CH
	5751282	GB
	5751254	D
	5751260	I
	5751279	SP
	5751296	NL
	5751313	S
	5751528	PL
2	5751413	LEHNHOFF
3	5751414	VOLVO

2

3

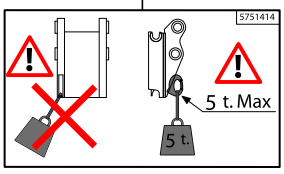

1

MECALAC 714 MW — 5751251 C

TABLEAU DES CAPACITES NOMINALES DE LEVAGE

CONDITIONS DE TRAVAIL :
Données valables pour équipement équipé ou non de l'option déport
- Sur sol horizontal et compact
- Equipement utilisé sans déport
- Oscillation sur pont bloquée
- Sans outil (godet, chargeur....)
  avec platine de manutention + crochet : 7 t (**A**)
  avec porte-outils guide élingue + crochet : 5,3 t (**B**) **sauf Zone Ⓩ**
- Avec Godet sur porte-outils guide élingue + crochet : 5,3 t (**C**) **valeurs -500Kg**

CARACTERISTIQUES :

Bras	: Lg. 2450 mm
Bec de flèche + Noix	: Lg. 2325 mm
Flèche	: Lg. 2350 mm
Contrepoids	: 3000 kg
Pression nominale	: 340 bar
Pression maximale admissible	: 400 - 420 bar

STABILISATEURS ARRIERE BAISSES TRAVAIL SUR L'ARRIERE

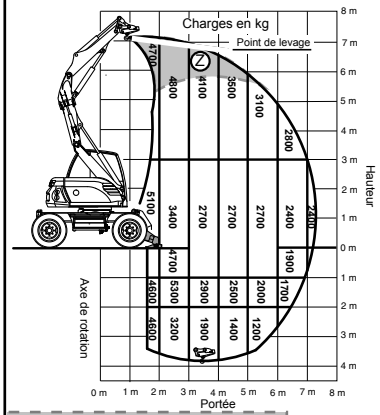

STABILISATEURS ARRIERE BAISSES TRAVAIL SUR 360

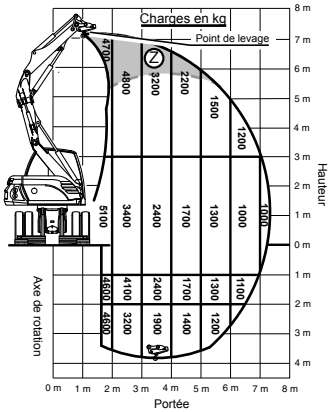

STABILISATEURS ARRIERE LEVES TRAVAIL SUR 360

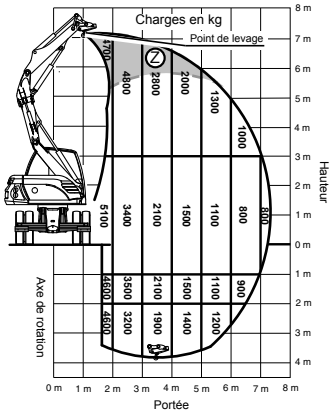

Ⓩ A B C 500 Kg

Les charges citées sont conformes à la norme ISO 10567

714MW_5400703_04_20_3A.eps

TABLEAU CHARGES : STABILISATEURS ARRIÈRE
TABLE LOADS: REAR STABILISERS
LASTENTABELLE : STABILISATOREN HINTER

	1 5751251	F-L-B-CH	1	ADHESIF	ADHESIVE	KLEBSTOFF
	1 5751282	GB	1	ADHESIF	ADHESIVE	KLEBSTOFF
	1 5751254	D	1	ADHESIF	ADHESIVE	KLEBSTOFF
	1 5751260	I	1	ADHESIF	ADHESIVE	KLEBSTOFF
	1 5751279	SP	1	ADHESIF	ADHESIVE	KLEBSTOFF
	1 5751296	NL	1	ADHESIF	ADHESIVE	KLEBSTOFF
	1 5751313	S	1	ADHESIF	ADHESIVE	KLEBSTOFF
*	1 5751528	PL	1	ADHESIF	ADHESIVE	KLEBSTOFF
	2 5751413	LEHNOFF	1	ADHESIF	ADHESIVE	KLEBSTOFF
	3 5751414	VOLVO	1	ADHESIF	ADHESIVE	KLEBSTOFF

TABLEAU CHARGES : STABILISATEURS AVANT ET ARRIÈRE
TABLE LOADS: FRONT AND REAR STABILISERS
LASTENTABELLE : STABILISATOREN VOR UND HINTER

2 (•)

05 10 1A

3



4

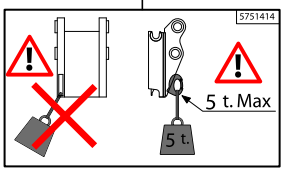

1	5751253	F-L-B-CH
	5751283	GB
	5751256	D
	5751262	I
	5751280	SP
	5751298	NL
	5751315	S
	5751526	PL
2	K7030210	
3	5751413	LEHNOFF
4	5751414	VOLVO

1•

MECALAC 714 MW — 5751253 C

TABLEAU DES CAPACITES NOMINALES DE LEVAGE

CONDITIONS DE TRAVAIL :
Données valables pour équipement équipé ou non de l'option déport
- Sur sol horizontal et compact
- Equipement utilisé sans déport
- Oscillation sur pont bloquée
- Sans outil (godet, chargeur....)
  avec platine de manutention + crochet : 7 t (**A**)
  avec porte-outils guide élingue + crochet : 5,3 t (**B**) **sauf Zone Ⓩ**
- Avec Godet sur porte-outils guide élingue + crochet : 5,3 t **(C) valeurs -500Kg**

CARACTERISTIQUES :

Bras	: Lg. 2450 mm
Bec de flèche + Noix	: Lg. 2325 mm
Flèche	: Lg. 2350 mm
Contrepoids	: 3000 kg
Pression nominale	: 340 bar
Pression maximale admissible	: 400 - 420 bar

STABILISATEURS AVANT ET STABILISATEURS ARRIERE BAISSES TRAVAIL SUR L'ARRIERE

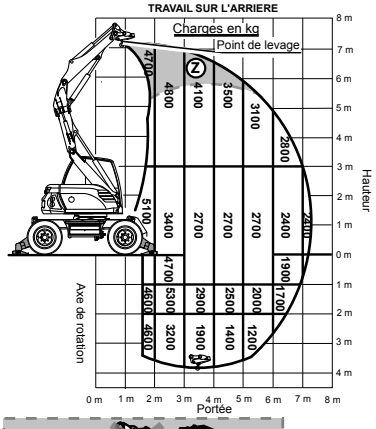

STABILISATEURS AVANT ET STABILISATEURS ARRIERE BAISSES TRAVAIL SUR 360°

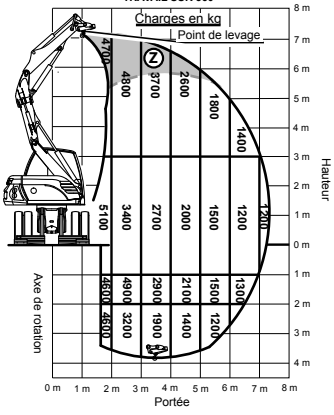

STABILISATEURS AVANT ET STABILISATEURS ARRIERE LEVES TRAVAIL SUR 360°

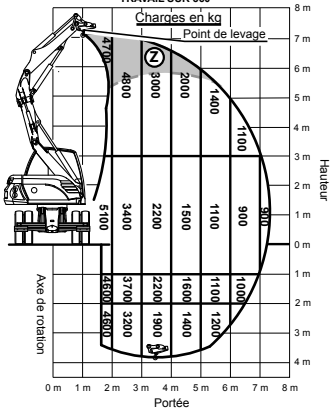

Les charges citées sont conformes à la norme ISO 10567

714MW_5400703_04_20_4A.eps

TABLEAU CHARGES : STABILISATEURS AVANT ET ARRIÈRE
TABLE LOADS: FRONT AND REAR STABILISERS
LASTENTABELLE : STABILISATOREN VOR UND HINTER

	1 5751253	2	F-L-B-CH	1	ADHESIF	ADHESIVE	KLEBSTOFF
	1 5751283	2	GB	1	ADHESIF	ADHESIVE	KLEBSTOFF
	1 5751256	2	D	1	ADHESIF	ADHESIVE	KLEBSTOFF
	1 5751262	2	I	1	ADHESIF	ADHESIVE	KLEBSTOFF
	1 5751280	2	SP	1	ADHESIF	ADHESIVE	KLEBSTOFF
	1 5751298	2	NL	1	ADHESIF	ADHESIVE	KLEBSTOFF
	1 5751315	2	S	1	ADHESIF	ADHESIVE	KLEBSTOFF
*	1 5751526	2	PL	1	ADHESIF	ADHESIVE	KLEBSTOFF
	2 K7030210			PM	KIT STABILISATEURS AVANT	KIT FRONT STABILIZERS	KIT STABILISIEREND VORHER
	3 5751413		LEHNOFF	1	ADHESIF	ADHESIVE	KLEBSTOFF
	4 5751414		VOLVO	1	ADHESIF	ADHESIVE	KLEBSTOFF

TABLEAU CHARGES (PELLE) : LAME AVANT / STABILISATEURS ARRIÈRE
TABLE LOADS (EXCAVATOR): FRONT BULL BLADE / REAR STABILISERS
LASTENTABELLE (BAGGER) : PLANIERSCHID / STABILISATOREN HINTER

1	5751327	F
	5751273	D
	5751320	S
	5751531	PL
2	5751413	LEHNHOFF
3	5751414	VOLVO

2

3

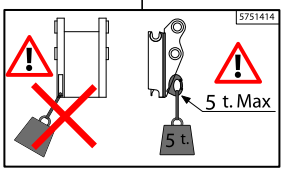

1

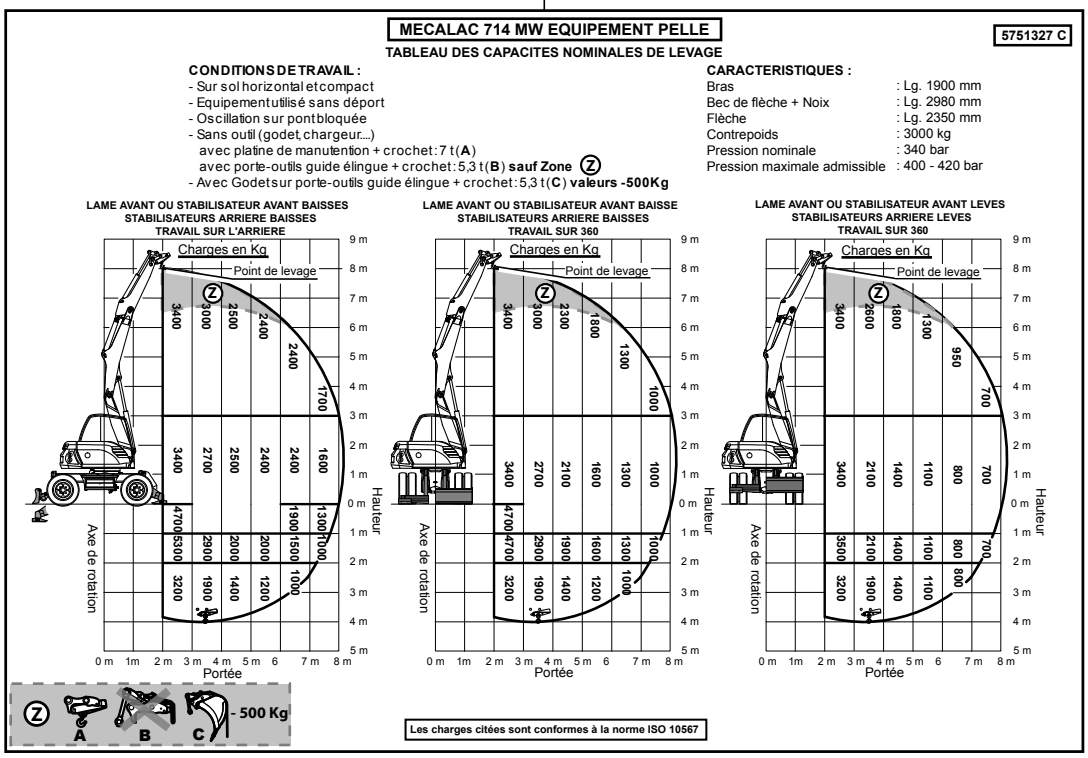

714MW_5400703_04_21_1A.eps

T. CHARGES (PELLE) : LAME AV/STAB. AR
T. LOADS (EXCAVATOR): FR. BLADE/REAR STAB.
LASTEN (BAGGER): PLANIERSCHID VOR/STAB. HINTER

	1	5751327	F	1	ADHESIF	ADHESIVE	KLEBSTOFF
	1	5751273	D	1	ADHESIF	ADHESIVE	KLEBSTOFF
	1	5751320	S	1	ADHESIF	ADHESIVE	KLEBSTOFF
*	1	5751531	PL	1	ADHESIF	ADHESIVE	KLEBSTOFF
	2	5751413	LEHNOFF	1	ADHESIF	ADHESIVE	KLEBSTOFF
	3	5751414	VOLVO	1	ADHESIF	ADHESIVE	KLEBSTOFF

TABLEAU CHARGES (PELLE) : LAME OU STABILISATEURS ARRIÈRE
TABLE LOADS (EXCAVATOR): REAR BULL BLADE OR STABILISERS
LASTENTABELLE (BAGGER) : PLANIERSCHID ODER STABILISATOREN HINTER

2 3

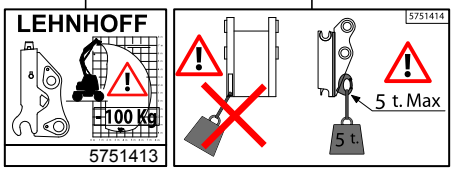

1	5751326	F
	5751272	D
	5751319	S
	5751530	PL
2	5751413	LEHNHOFF
3	5751414	VOLVO

1

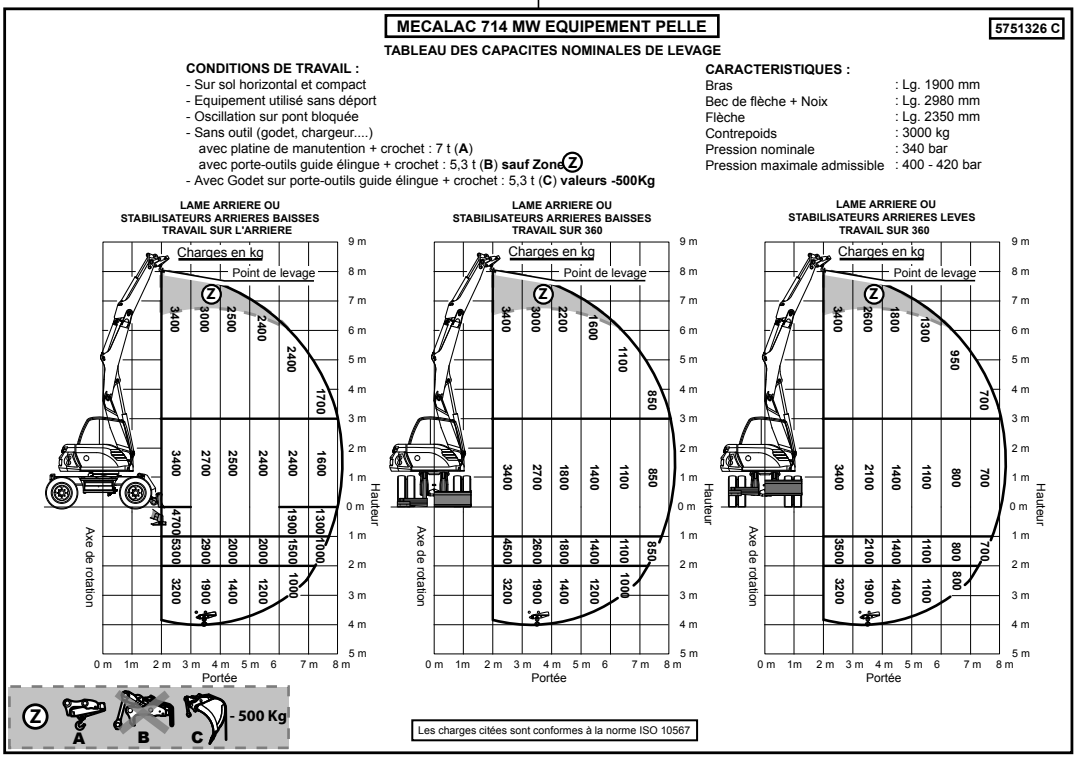

714MW_5400703_04_21_2A.eps

T. CHARGES (PELLE) : LAME OU STAB. AR
T. LOADS (EXCAVATOR): BLADE OR REAR STAB.
LASTEN (BAGGER): PLANIERSCHID ODER STAB. HINTER

	1	5751326		F	1	ADHESIF	ADHESIVE	KLEBSTOFF
	1	5751272		D	1	ADHESIF	ADHESIVE	KLEBSTOFF
	1	5751319		S	1	ADHESIF	ADHESIVE	KLEBSTOFF
*	1	5751530		PL	1	ADHESIF	ADHESIVE	KLEBSTOFF
	2	5751413		LEHNOFF	1	ADHESIF	ADHESIVE	KLEBSTOFF
	3	5751414		VOLVO	1	ADHESIF	ADHESIVE	KLEBSTOFF

ADHÉSIF : (CHARGES FLÈCHE GRUE)
ADHESIVE: (CRANE BOOM LOADS)
KABELSTOFF : (BELASTUNG KRANAUSLEGER)

1	5751332	F-L-B-CH
	5751537	PL

1

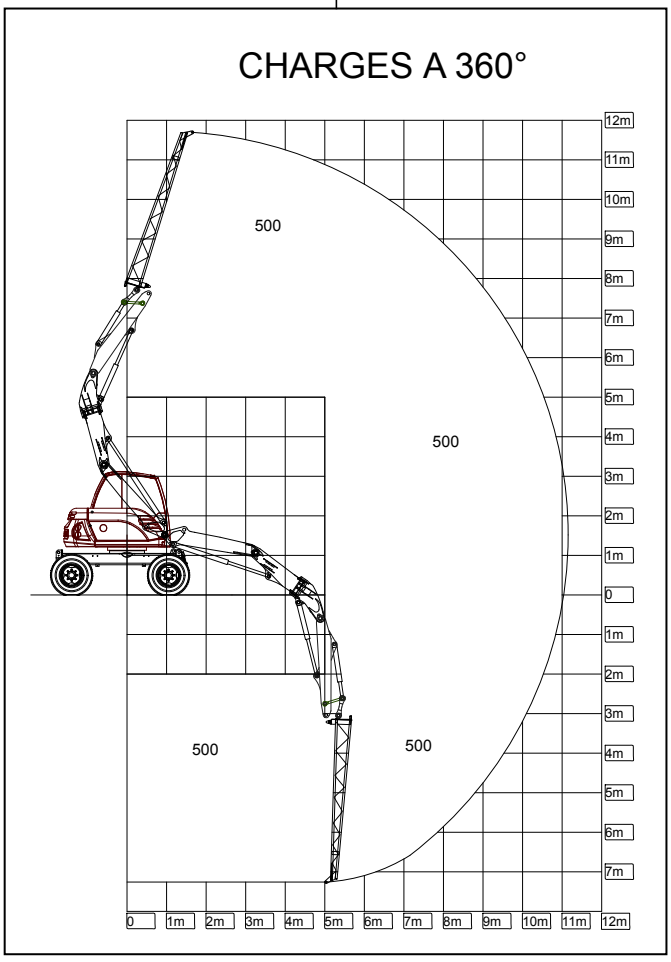

714MW_5400703_04_25_1A.eps

ADHESIF: (CHARGES FLECHE GRUE)
ADHESIVE: (CRANE BOOM LOADS)
KABELSTOFF: (BELASTUNG KRANAUSLEGER)

*	1	5751332	F-L-B-CH	1	ADHESIF	ADHESIVE	KLEBSTOFF
*	1	5751537	PL	1	ADHESIF	ADHESIVE	KLEBSTOFF

CATALOGUE DE PIECES DE RECHANGE
SPARE PARTS BOOK
ERSATZTEILLISTE

Kits / Options
Kits / Options
Kits / Optionen

05

SOMMAIRE
CONTENTS
INHALT

05 KITS/OPTIONS KITS/OPTIONS KITS/OPTIONEN

05	10	1A	KITS KITS BAUSAETZE		M2
05	15	1A	KITS KITS BAUSAETZE		M3
05	20	1A	KITS KITS BAUSAETZE	→ 80136 -80122	M2
05	25	1A	KITS KITS BAUSAETZE		M3

KITS
KITS
BAUSÄTZE

PAS D'ILLUSTRATION
NO ILLUSTRATION
KEINE ABBILDUNG

KITS
KITS
BAUSAETZE

1	K7030113		06 95 1A	1	KIT ACCROCHAGE BENNE	KIT FIXING BUCKET	KIT BEFESTIGEN SCHAUFEL
1			61 10 1A				
2	K7030009	3-4	61 10 1A	1	KIT INTERFACE AVANT	KIT INTERFACES FRONT	KIT SCHNITTSTELLE VORHER
3	K7030210		04 20 4A	1	KIT STABILISATEURS AVANT	KIT FRONT STABILIZERS	KIT STABILISIEREND VORHER
3			53 10/12 1A				
3			53 50/52 1A				
3			53 70 1A				
3			61 10 1A				
3			61 30/32 1A				
3			61 45 1A				
3			61 50 1A				
3			71 52 1A				
3			72 50 1A				
4	K7030211		04 20 1A	1	KIT LAME AVANT	KIT FRONT BLADE	KIT KLINGE VOHER
4			61 10 1A				
4			53 10 1A				
4			53 22 1A				
4			53 75 1A				
4			61 40 1A				
4			61 45 1A				
4			61 50 1A				
4			71 55 1A				
4			72 50 1A				
5	K7030246		71 75 1A	1	KIT: AVERTISSEUR DE RECUL	KIT: BACK-UP WARNING UNIT	BAUSATZ: RUCK FAHRMELDER
5			72 25 1A				
6	K7030051		61 10 1A	1	KIT MASSE	KIT WEIGHT	BAUSATZ GEWICHT
7	K7030298		68 45 1A	1	KIT CROCHET	KIT HOOK	BAUSATZ HAKEN
7			68 50 1A				
8	5960186		53 50/52 1A	1	KIT JOINTS	SEAL KIT	BAUSATZ DICHTUNGS
9	K7032009		S	1	KIT TRANSLATION	KIT TRANSLATION	BAUSATZ UBERTRAGUNG
10	K7032018		10 65 1B	1	KIT RADIATEUR	KIT RADIATOR	KIT KULHER
11	K7032020		10 60 1A/B	1	KIT FILTRE	KIT FILTERS	BAUSATZ FILTER
11			51 10 1A				
12	K7032019		51 10 1A	1	KIT FLEXIBLE	KIT HOSE	BAUSATZ SCHLAUCH
13	5960188		53 50/52 1A	1	KIT JOINTS	SEAL KIT	BAUSATZ DICHTUNGS
13			54 60 1A				
14	K7032030		56 10 1A	1	KIT FLEXIBLE	KIT HOSE	BAUSATZ SCHLAUCH

KITS
KITS
BAUSÄTZE

PAS D'ILLUSTRATION
NO ILLUSTRATION
KEINE ABBILDUNG

KITS
KITS
BAUSAETZE

1	K7030098		54 35 1/2A	1	KIT : RETOUR MARTEAU	KIT: HAMMER RETURN	BAUSATZ : HAMMER-RUCKLAUFLEITUNG
1			62 50 2A				
1			68 60 3A				
2	5380776		72 70 1A	1	KIT PHARE DE TRAVAIL	WORKING HEADLIGHTS	ARBEITSSCHEINWERFER
3	5380774		72 70 1A	1	KIT: PHARE DE TRAVAIL AVANT	KIT: FRONT WORKING HEAD LIGHT	BAUSATZ:ARBEITS-SCHEINWERFER-VORNE
4	5380767		64 10 1A	1	KIT (VISIÈRE)	KIT (VISOR)	KIT (MUTZENSCHIRM)
5	5380768		64 10 1A	1	KIT : GRILLE	KIT: GRATE	KIT : ROST
6	5380805			1	KIT (PARE-SOLEIL)	KIT (SUN VISOR)	BAUSATZ (SONNENBLENDE)
6			08-04-007				
6			04-04-004				
6	5380778			1	KIT (PARE-SOLEIL)	KIT (SUN VISOR)	BAUSATZ (SONNENBLENDE)
6			08-04-008				
6			21-05-000				
6			08-04-005				
6			19-05-000				
6	7032022				KIT (PARE-SOLEIL)	KIT (SUN VISOR)	BAUSATZ (SONNENBLENDE)
6			21-05-001				
6			19-05-001				
6			64 10 1A				
7	5380779		64 10 1A	1	KIT (PARE-SOLEIL)	KIT (SUN VISOR)	BAUSATZ (SONNENBLENDE)
8	7032005		80124	1	KIT ALIMENTATION	KIT FEED	BAUSATZ ZUFUHRUNG
8			71 20 1A				
8			62 20 1A				
9	7032006		80105 +80107 +80111 +80113 +80114	1	KIT OPTIMISATION	KIT OPTIMIZATION	BAUSATZ OPTIMIERUNG
9			51 15 1A				
10	K7030291		80123 -80122	1	KIT MISE A NIVEAU	KIT LEVELLING	KIT SETZT AUF NIVEAU
10			72 40 1A				
10			72 50 1A				
11	K7032017		80136 -80122	1	KIT MAINTENANCE	KIT MAINTENANCE	KIT WARTUNG
11			10 75 1A				
12	K7030254		54 35 3A	1	KIT : RETOUR MARTEAU (PELLE)	KIT: HAMMER RETURN (EXCAVATOR)	BAUSATZ: HAMMERRUCK-LAUFLEITUNG (BAGGER)
12			62 50 2A				
12			68 61 3A				
* 13	K7032036		10 75 1A/B	1	KIT SUPPORT	CARRIER KIT	KIT (TRAEGER)
14	K7032016		68 20 1A	1	KIT GRAISSAGE	KIT GREASING	BAUSATZ SCHMIERUNG

KITS
KITS
BAUSÄTZE

PAS D'ILLUSTRATION
NO ILLUSTRATION
KEINE ABBILDUNG

KITS
KITS
BAUSAETZE

15	K7032010	71 30 1A/B	1	KIT CONNECTEUR	KIT CONNECTOR	KIT STECKVERBINDER
16	K7032015	51 10 1A	1	KIT FLEXIBLE	KIT HOSE	BAUSATZ SCHLAUCH
17	K7032021	80260	1	KIT CAPTEURS	KIT SENSORS	KIT SENSOREN
17		51 15 1A				
17		54 10 1A				
17		71 35 1A				
17		72 50 1A				
18	K7032031	64 10 5A	1	KIT : PARE-BRISE	KIT: WINDSCREEN	BAUSATZ : WINDSCHUTZSCHEIBE
18						
18		08-04-007				
18		04-04-004				
19	K7032032	64 10 5B	1	KIT : PARE-BRISE	KIT: WINDSCREEN	BAUSATZ : WINDSCHUTZSCHEIBE
19						
19		08-04-008				
19		21-05-000				
19		08-04-005				
19		19-05-000				

KITS
KITS
BAUSÄTZE

→| 80136 -80122

PAS D'ILLUSTRATION
NO ILLUSTRATION
KEINE ABBILDUNG

KITS
KITS
BAUSAETZE

→| 80136 -80122

1	K7032023			1	KIT RADIATEUR	KIT RADIATOR	KIT KULHER
1			10 65 1A				
2	K7032024			1	KIT RADIATEUR	KIT RADIATOR	KIT KULHER
2			10 65 1A				
3	3610360	1-2	10 60 1B	1	SUPPORT	BRACKET	TRAEGER
4	3610361	1-2	62 10 1A/B	1	TOLE ANTIRECYCLAGE	SHIELD	SCHUTZBLECH
5	3610393	1-2	62 10 1B	1	TOLE ANTIRECYCLAGE	SHIELD	SCHUTZBLECH
6	3610394	1-2	62 10 1B	1	TOLE ANTIRECYCLAGE	SHIELD	SCHUTZBLECH
7	3831626	1-2	10 60 1B	1	MONTANT	UPRIGHT	PFOSTEN
8	5140057	1-2	10 60 1B	4	SUSPENSION	SUSPENSION	ABFEDERUNG
9	5370313	1-2	10 65 1B	1	BLOC RADIATEUR	RADIATOR BLOCK	KUEHLERBLOCK
10	5600153	1-2	62 10 1A/B	2	JOINT	SEAL	DICHTRING
11	K7032019	1-2	51 10 1A	PM	KIT FLEXIBLE	KIT HOSE	BAUSATZ SCHLAUCH
11			05 10 1A				
12	3560774	2	62 95 2B	1	EQUERRE	ANGLE	WINKEL
13	3610395	2	62 95 2B	1	PIECE DE FIXATION	ATTACHING PART	ANBAUTEIL
14	3620268	2	62 95 2B	1	SUPPORT	BRACKET	TRAEGER

KITS
KITS
BAUSÄTZE

PAS D'ILLUSTRATION
NO ILLUSTRATION
KEINE ABBILDUNG

714MW_5400703_05_25_1A.eps

KITS
KITS
BAUSAETZE

	1	K7032025	→ 80241	1	KIT JOINT TOURNANT	SWIVEL JOINT KIT	DREHVERTEILER SATZ
	1		22 10 1A				
	1		51 55 1A				
	1		53 30 1A				
	1		62 50 1A				
*	2	K7030365	K7032026	1	KIT SUPPORT	CARRIER KIT	KIT (TRAEGER)
	2		62 95 1A/B				
	3	K7032013	→ 80124	1	KIT RELAIS	KIT RELAY	BAUSATZ RELAIS
	3		71 40 1A				
	4	K7032035	→ 80352	1	KIT CONVERTISSEUR	KIT CONVERTER	BAUSATZ KONVERTER
	4		+ 80354 & 80360				
	4		- 80344 & 80351				
	4		72 30 1A				
	5	K7032037	⟼ 80261	1	KIT ALIMENTATION	KIT FEED	BAUSATZ ZUFUHRUNG
	5		→ 80352				
	5		+ 80354 & 80360				
	5		- 80344 & 80351				
	5		71 31 1A				
	5		72 30 1A				
	6	K7032039	→ 80305	1	KIT ALIMENTATION	KIT FEED	BAUSATZ ZUFUHRUNG
	6		71 31 1A				
	6		72 30 1A				
	7	K7032040	54 21 1A	1	TUBE (JEU)	TUBE (KIT)	ROHR (BAUSATZ)
	7		54 65 1A/B				
	7		68 60 1B				
	8	K7032041	54 20 1A	1	TUBE (JEU)	TUBE (KIT)	ROHR (BAUSATZ)
	8		54 65 1A/B				
	8		68 60 1B				
	9	K7032043	62 80 1A/B	1	KIT : FLEXIBLE H.P.	KIT: H.P. HOSE	KIT : H.D. SCHLAUCH
	10	K7032044	62 81 1A/B	1	KIT : FLEXIBLE H.P.	KIT: H.P. HOSE	KIT : H.D. SCHLAUCH
	10		62 81 2A/B				
	10		62 81 3A/B				
	11	K7032046	62 10 1C	1	KIT : PROTECTION FLEXIBLES	KIT: HOSES PROTECTION	BAUSAZT : SCHUTZ SCHLAUCHE
	11		68 60 1B				
	11		68 61 1A				
	12	K7032047	62 80 1C	1	KIT MODIFICATION	KIT MODIFICATION	BAUSAZT ANDERUNG
	13	K7030527	→ 80467	1	KIT OPTIMISATION	KIT OPTIMIZATION	BAUSATZ OPTIMIERUNG
	13		51 15 1A				
	13		54 10 1B				
	13		71 20 1D				

CATALOGUE DE PIECES DE RECHANGE
SPARE PARTS BOOK
ERSATZTEILLISTE

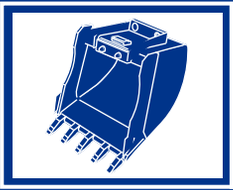

Accessoires
Accessories
Zubehöre

06

SOMMAIRE
CONTENTS
INHALT

06 ACCESSOIRES ACCESSORIES ZUBEHÖRE

06	10	1A	GODET RETRO AVEC DENTS (ESCO) BACKHOE BUCKET WITH TEETH (ESCO) TIEFLOEFFEL MIT ZAEHNEN (ESCO)	M3
06	11	1A	GODET RETRO (VOLVO) AVEC DENTS (ESCO) BACKOE BUCKET (VOLVO) WITH TEETH TIEFLOEFFEL (VOLVO) MIT ZAEHNEN	M3
06	15	1A	GODET RETRO SANS DENTS BACKHOE BUCKET WHITHOUT TEETH TIEFLOEFFEL OHNE ZAEHNEN	M3
06	16	1A	GODET RETRO (VOLVO) SANS DENT BACKHOE BUCKET (VOLVO) WITHOUT TEETH TIEFLOEFFEL (VOLVO) OHNE ZAEHNEN	M2
06	20	1A	GODET "SPECIAL TRANCHEE" AVEC DENTS NARROW BUCKET FOR CABLE TRANCH WITH TEETH TIEFLÖFFEL MIT ZÄHNE	M3
06	25	1A	GODET CHARGEUR SANS DENT LOADER BUCKET WITHOUT TEETH LADESCHAUFFEL OHNE ZAEHNEN	M3
06	26	1A	GODET CHARGEUR AVEC DENTS (ESCO) LOADER BUCKET WITH TEETH (ESCO) LADESCHAUFFEL MIT ZAEHNEN (ESCO)	M3
06	40	1A	GODET 4X1 BUCKET 4X1 LÖFFEL 4X1	M3
06	40	2A	GODET 4X1 BUCKET 4X1 LÖFFEL 4X1	M3
06	41	1A	GODET 4X1 (VOLVO) BUCKET 4X1 (VOLVO) LÖFFEL 4X1 (VOLVO)	M3
06	43	1A	GODET TRAPEZOÏDAL ORIENTABLE SWIVELLING TRAPEZOÏDAL BUCKET SCHWENKBARER TRAPEZLOEFFEL	M3
06	45	1A	GODET CURAGE FOSSE (1 - 3 ATTACHES) DITCH CLEANING BUCKET (1 - 3 FASTENING) GRABENREINIGUNGSLOEFFEL (1 - 3 BEFESTIGUNG)	M3
06	46	1A	GODET CURAGE FOSSE (1-3 ATTACHES) VOLVO DICHT CLEANING BUCKET (1-3 FASTENING) VOLVO GRABENREINIGUNGSLOEFFEL (1-3 BEFESTIGUNG) VOLVO	M3
06	47	1A	DENT DE DEROCHAGE ROCK-BREAKING TOOTH FELSBRECHUNGSZAHN	M2

SOMMAIRE
CONTENTS
INHALT

06 ACCESSOIRES (suite) | ACCESSORIES (continued) | ZUBEHÖRE (Nachste Seite)

06	50	1A	PLATINE DE MANUTENTION AVEC CROCHET HANDLING-PLATE WITH HOOK VERLADEVORRICHTUNGSPLATTE MIT HAKEN		M3
06	51	1A	PLATINE (BRISE ROCHE) ADAPTING PLATE (ROCK BREAKER) ANBAUPLATTE (HAMMER)		M3
06	52	1A	SUPPORT (BENNE PRENEUSE) ADAPTING PLATE (POWER GRAB) ANBAUPLATTE (GREIFERBETRIEB)		M3
06	60	1A	LEVE PALETTE PALLET FORK PALETTENHEBER		M3
06	63	1A	FLECHE GRUE KRANAUSLEGER CRANE BOOM		M3
06	85	1A	KIT ADAPTATION (TARIERE) ADAPTATION KIT (AUGER) ANPASSUNGSKIT (BOHER)		M3
06	90	1A	CALE DE ROUE SHIM FOR WHEEL KEIL FUER RAD		
06	95	1A	POSITION ROUTE ROAD POSITION POSITION STRAßE		M1
06	95	2A	POSITION ROUTE (PELLE) ROAD POSITION (EXCAVATOR) POSITION STRAßE (BAGGER)		M1

GODET RÉTRO AVEC DENTS (ESCO)
BACKHOE BUCKET WITH TEETH (ESCO)
TIEFLÖFFEL MIT ZÄHNEN (ESCO)

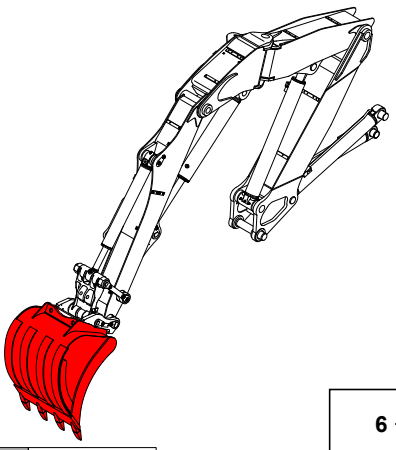

1	7038001	↔ 500 mm
2	7038002	↔ 600 mm
3	7038003	↔ 850 mm
4	7038004	↔ 1000 mm
5	7038005	↔ 1200 mm
6	7038012	↔ 450 mm
7	3835030	
8	3838047	
9	3310285	
10	2420130	
11	2420124	
12	7038018	↔ 450 mm

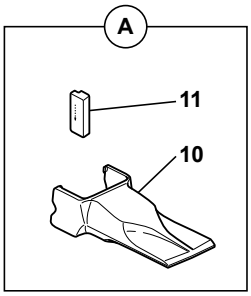

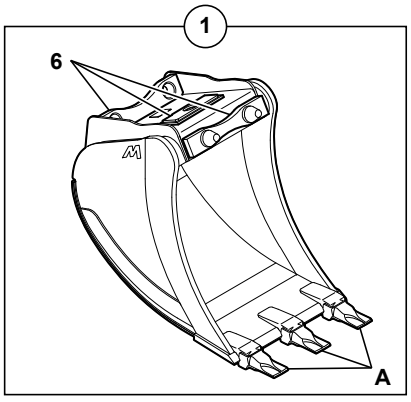

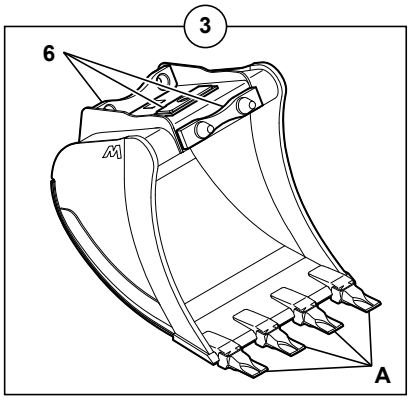

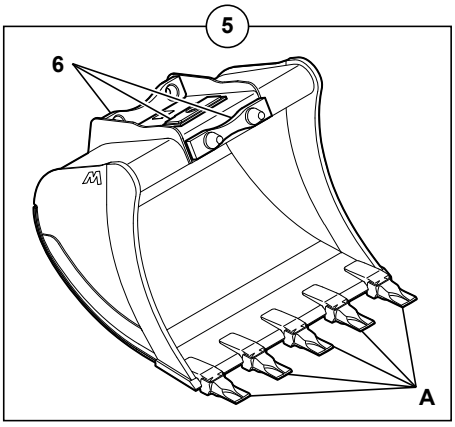

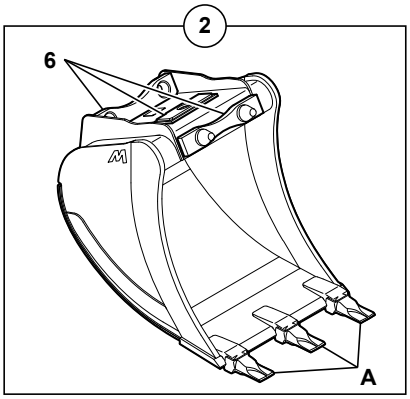

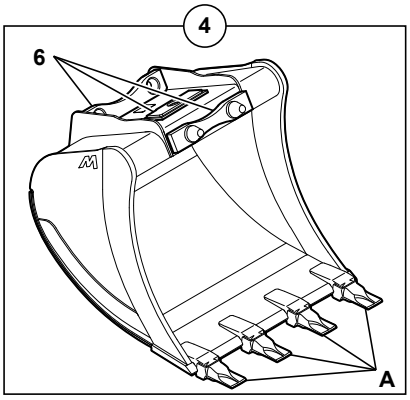

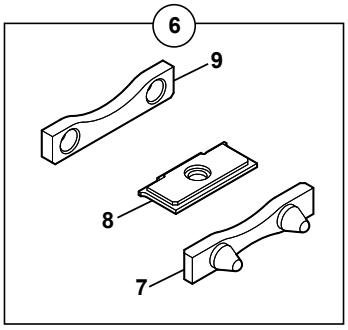

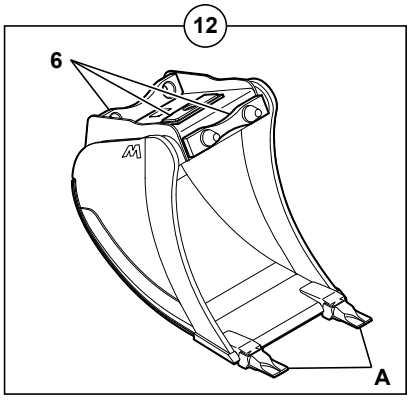

714MW_5400703_06_10_1A.eps

GODET RETRO AVEC DENTS (ESCO)
BACKHOE BUCKET WITH TEETH (ESCO)
TIEFLOEFFEL MIT ZAEHNEN (ESCO)

1	7038001		⟷ 500 mm	1	GODET RETRO	BACKHOE BUCKET	TIEFLOEFFEL
1			●○ 7030079				
2	7038002		⟷ 600 mm	1	GODET RETRO	BACKHOE BUCKET	TIEFLOEFFEL
2			●○ 7030080				
3	7038003		⟷ 850 mm	1	GODET RETRO	BACKHOE BUCKET	TIEFLOEFFEL
3			●○ 7030081				
4	7038004		⟷ 1000 mm	1	GODET RETRO	BACKHOE BUCKET	TIEFLOEFFEL
4			●○ 7030082				
5	7038005		⟷ 1200 mm	1	GODET RETRO	BACKHOE BUCKET	TIEFLOEFFEL
5			●○ 7030128				
6	7038012		⟷ 450 mm	1	JEU DE FIXATION	ATTACHING KIT	ANBAUSATZ
6			●○ 6850061				
7	3835030	6		1	BUTEE	CATCH	FALLE
8	3838047	6	●○ 3830632	1	PLAT D'ATTACHE	DISH OF FASTENER	BEFESTIGUNGSTELLER
9	3310285	6		1	BUTEE	CATCH	FALLE
10	2420130		V23	SB	DENT	TOOTH	ZAHN
11	2420124			SB	CLAVETTE	KEY	KEIL
* 12	7038018		⟷ 450 mm	1	GODET RETRO	BACKHOE BUCKET	TIEFLOEFFEL

GODET RÉTRO (VOLVO) AVEC DENTS (ESCO)
BACKOE BUCKET (VOLVO) WITH TEETH (ESCO)
TIEFLÖFFEL (VOLVO) MIT ZÄHNEN (ESCO)

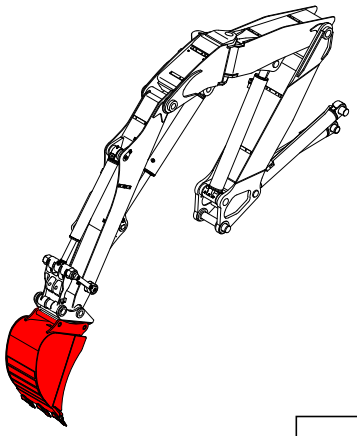

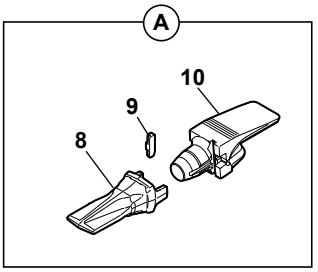

1	7038300	↔ 450 mm
2	7038301	↔ 500 mm
3	7038302	↔ 600 mm
4	7038303	↔ 850 mm
5	7038304	↔ 1000 mm
6	7038305	↔ 1200 mm
7	NV	
8	2420130	
9	2420124	
10	2420123	

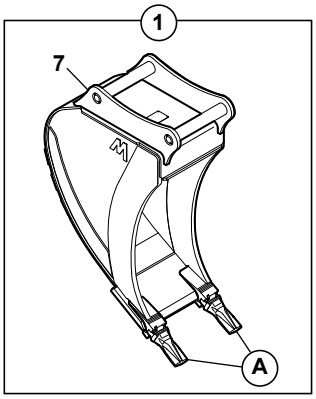

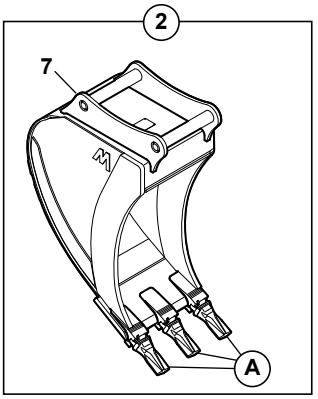

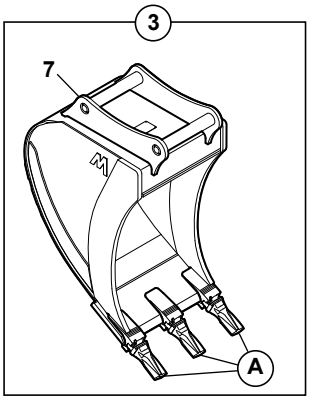

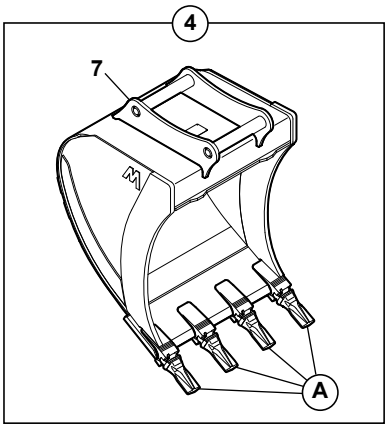

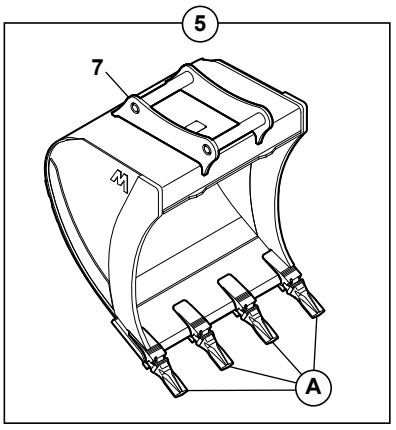

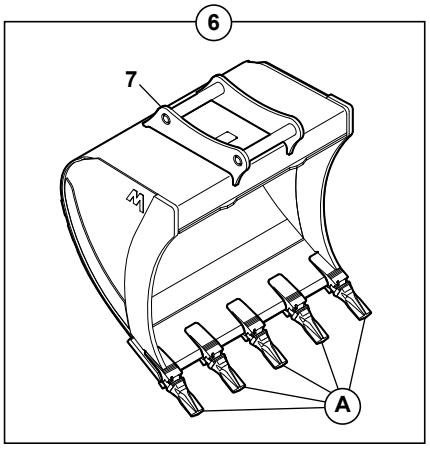

714MW_5400703_06_11_1A.eps

GODET RETRO (VOLVO) AVEC DENTS (ESCO)
BACKOE BUCKET (VOLVO) WITH TEETH (ESCO)
TIEFLOEFFEL (VOLVO) MIT ZAEHNEN (ESCO)

*	1	7038300	↔ 450 mm	1	GODET RETRO	BACKHOE BUCKET	TIEFLOEFFEL
*	1		6850169				
*	2	7038301	↔ 500 mm	1	GODET RETRO	BACKHOE BUCKET	TIEFLOEFFEL
*	3	7038302	↔ 600 mm	1	GODET RETRO	BACKHOE BUCKET	TIEFLOEFFEL
*	3		6850168				
*	4	7038303	↔ 850 mm	1	GODET RETRO	BACKHOE BUCKET	TIEFLOEFFEL
*	4		6850172				
*	5	7038304	↔ 1000 mm	1	GODET RETRO	BACKHOE BUCKET	TIEFLOEFFEL
*	5		6850174/6850175				
*	6	7038305	↔ 1200 mm	1	GODET RETRO	BACKHOE BUCKET	TIEFLOEFFEL
*	6		6850176				
*	7	3831930	NV	1	ATTACHE	FASTENER	BEFESTIGUNG
	8	2420130	V23	SB	DENT	TOOTH	ZAHN
	9	2420124		SB	CLAVETTE	KEY	KEIL
	10	2420123		SB	PORTE DENT	TOOTH HOLDER	ZAHNHALTER

GODET RÉTRO SANS DENTS
BACKHOE BUCKET WITHOUT TEETH
TIEFLÖFFEL OHNE ZÄHNEN

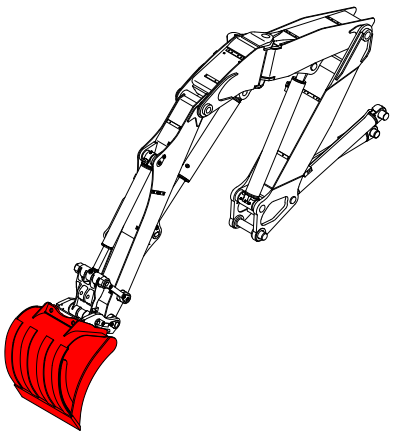

1	3838031	↔ 500 mm
2	3838032	↔ 600 mm
3	3838033	↔ 850 mm
4	3838034	↔ 1000 mm
5	3838035	↔ 1200 mm
6	7038012	↔ 450 mm
7	3835030	
8	3838047	
9	3310285	
10	3838058	↔ 450 mm

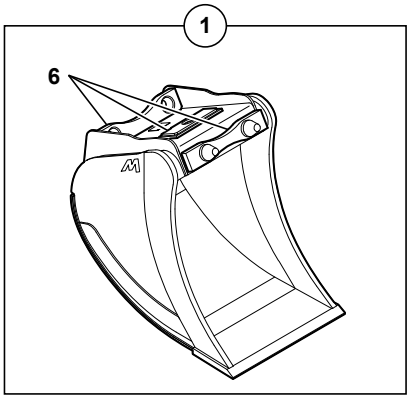

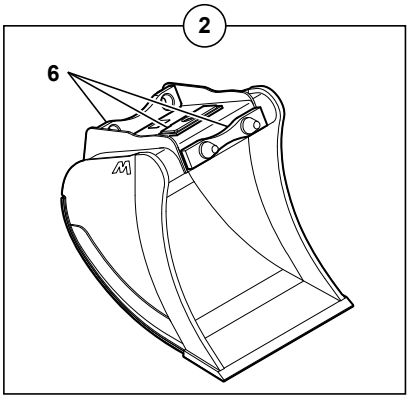

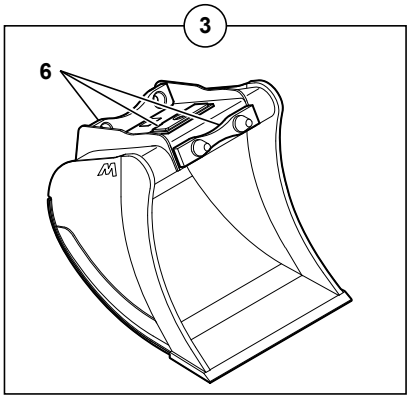

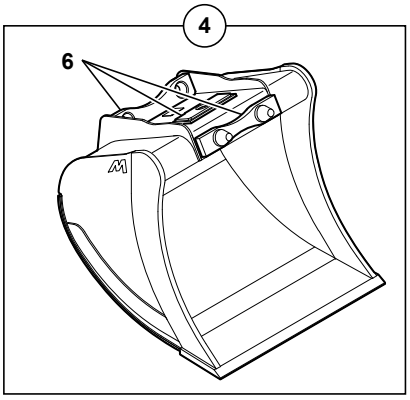

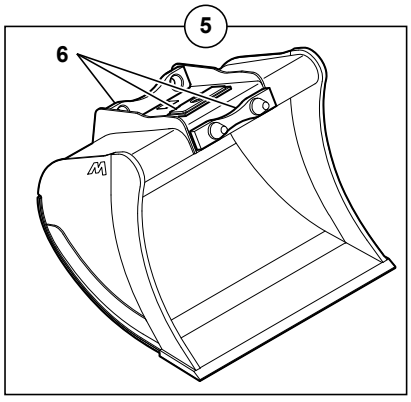

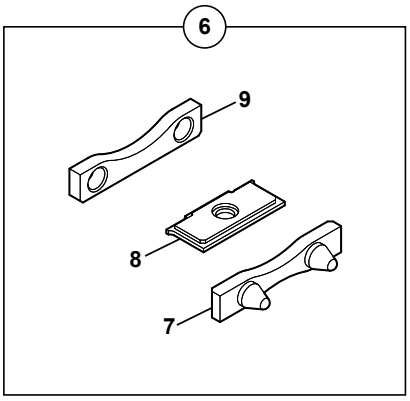

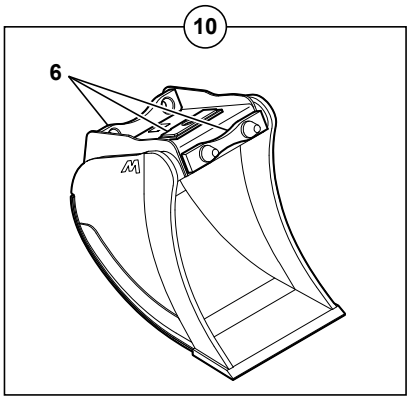

714MW_5400703_06_15_1A.eps

GODET RETRO SANS DENTS
BACKHOE BUCKET WHITHOUT TEETH
TIEFLOEFFEL OHNE ZAEHNEN

1	3838031		⟷ 500 mm	1	GODET RETRO	BACKHOE BUCKET	TIEFLOEFFEL
1			3831351				
2	3838032		⟷ 600 mm	1	GODET RETRO	BACKHOE BUCKET	TIEFLOEFFEL
2			3831352				
3	3838033		⟷ 850 mm	1	GODET RETRO	BACKHOE BUCKET	TIEFLOEFFEL
3			3831353				
4	3838034		⟷ 1000 mm	1	GODET RETRO	BACKHOE BUCKET	TIEFLOEFFEL
4			3831354				
5	3838035		⟷ 1200 mm	1	GODET RETRO	BACKHOE BUCKET	TIEFLOEFFEL
5			3831355				
6	7038012		⟷ 450 mm	1	JEU DE FIXATION	ATTACHING KIT	ANBAUSATZ
6			6850061				
7	3835030	6		1	BUTEE	CATCH	FALLE
8	3838047	6	3830632	1	PLAT D'ATTACHE	DISH OF FASTENER	BEFESTIGUNGSTELLER
9	3310285	6		1	BUTEE	CATCH	FALLE
* 10	3838058		⟷ 450 mm	1	GODET RETRO	BACKHOE BUCKET	TIEFLOEFFEL

GODET RÉTRO (VOLVO) SANS DENTS
BACKOE BUCKET (VOLVO) WITHOUT TEETH
TIEFLÖFFEL (VOLVO) OHNE ZÄHNEN

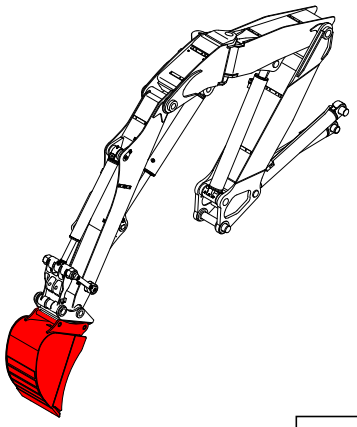

1	3838306	↔ 450 mm
2	3838307	↔ 500 mm
3	3838308	↔ 600 mm
4	3838309	↔ 850 mm
5	3838310	↔ 1000 mm
6	3838311	↔ 1200 mm
7	NV	

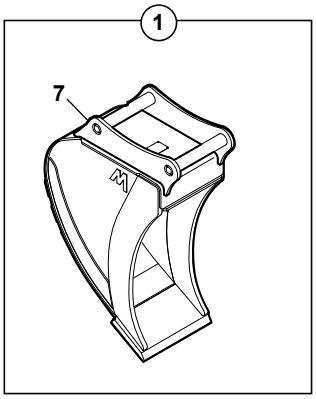

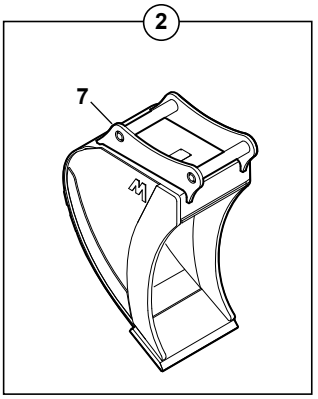

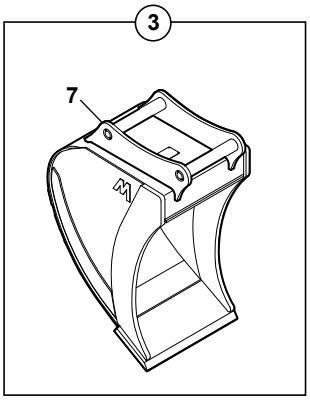

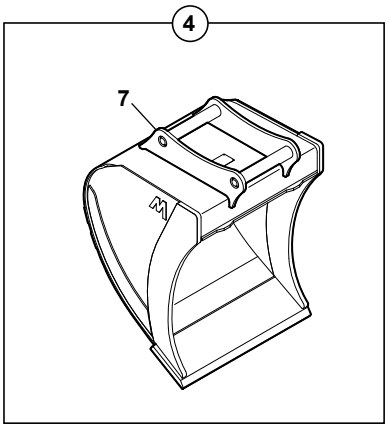

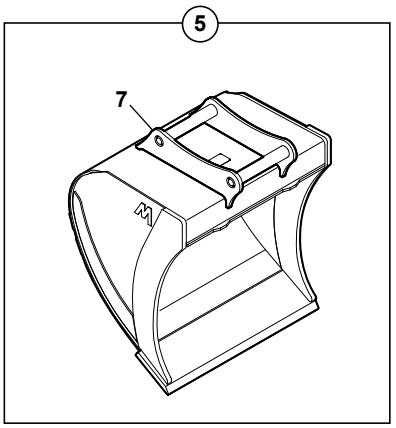

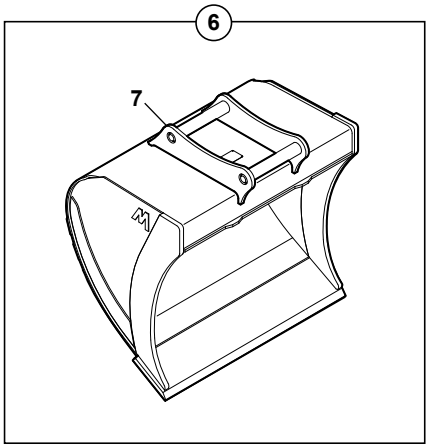

714MW_5400703_06_16_1A.eps

GODET RETRO (VOLVO) SANS DENT
BACKHOE BUCKET (VOLVO) WITHOUT TEETH
TIEFLOEFFEL (VOLVO) OHNE ZAEHNEN

*	1	3838306	⟷ 450 mm	1	GODET RETRO	BACKHOE BUCKET	TIEFLOEFFEL
*	1		●○ 3830744				
*	2	3838307	⟷ 500 mm	1	GODET RETRO	BACKHOE BUCKET	TIEFLOEFFEL
*	3	3838308	⟷ 600 mm	1	GODET RETRO	BACKHOE BUCKET	TIEFLOEFFEL
*	3		●○ 3830745				
*	4	3838309	⟷ 850 mm	1	GODET RETRO	BACKHOE BUCKET	TIEFLOEFFEL
*	4		●○ 3830747				
*	5	3838310	⟷ 1000 mm	1	GODET RETRO	BACKHOE BUCKET	TIEFLOEFFEL
*	5		●○ 3830748/3830749				
*	6	3838311	⟷ 1200 mm	1	GODET RETRO	BACKHOE BUCKET	TIEFLOEFFEL
*	6		●○ 3830750				
*	7	3831930	NV	1	ATTACHE	FASTENER	BEFESTIGUNG

GODET "SPÉCIAL TRANCHÉE" AVEC DENTS
NARROW BUCKET FOR CABLE TRANCH WITH TEETH
TIEFLÖFFEL "SPEZIELL GRABEN" MIT ZÄHNEN

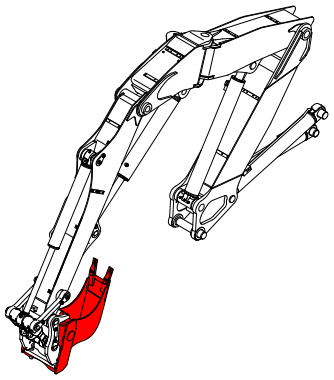

1	6850265	↔ 300 mm ⇉ 11
2	6850061	↔ 450 mm ⇉ 12
3	3835030	
4	3830632	⇉ 13
5	3310285	
6	2420120	
7	2420124	
8	2420121	
9	7030261	↔ 400 mm
10	6850268	↔ 300 mm VOLVO
11	7038006	↔ 300 mm
12	7038012	↔ 450 mm
13	3838047	
14	2420130	
15	2420123	

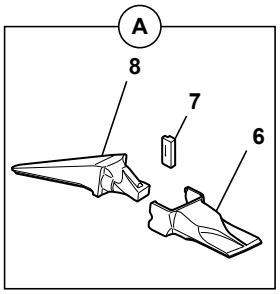

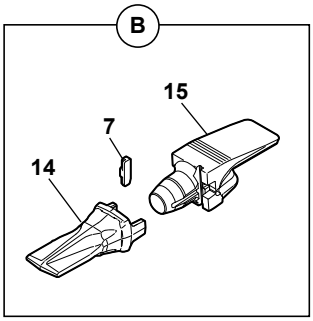

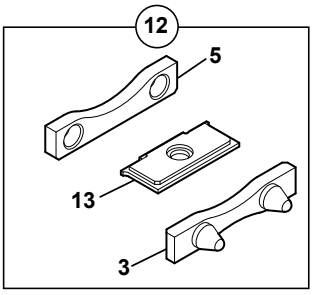

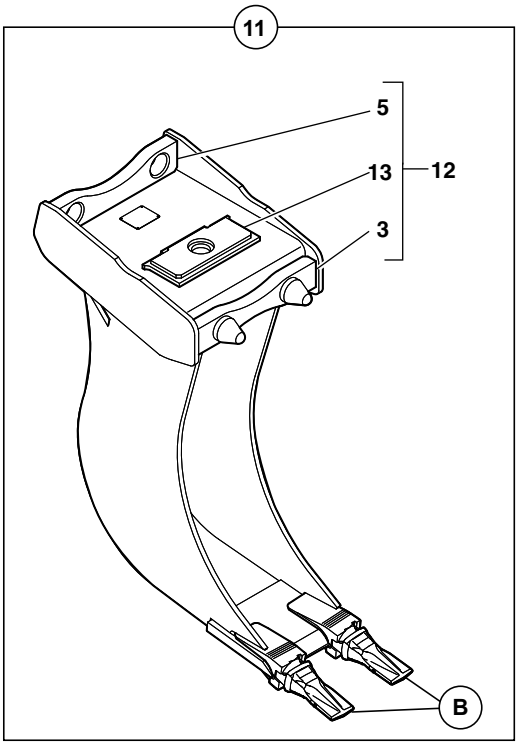

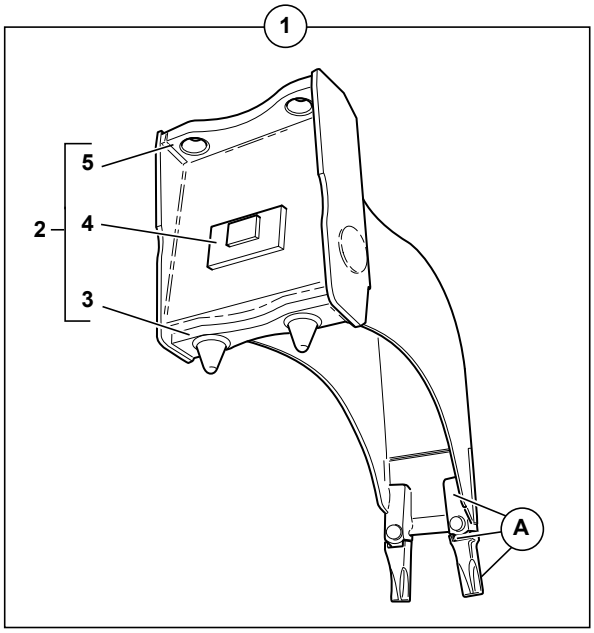

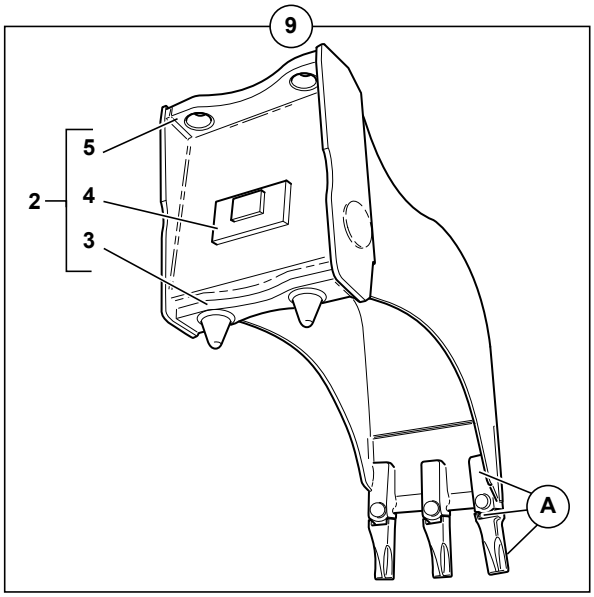

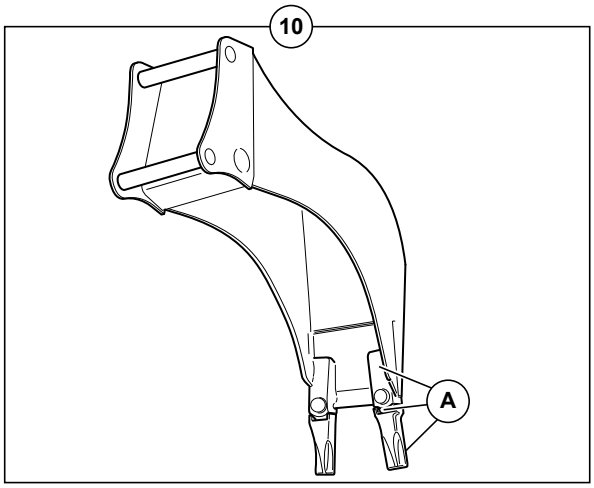

714MW_5400703_06_20_1A.eps

GODET "SPECIAL TRANCHEE" AVEC DENTS
NARROW BUCKET FOR CABLE TRANCH WITH TEETH
TIEFLOFFEL MIT ZAHNE

*	1	6850265		11 / 300 mm	1	GODET	BUCKET	LOEFFEL
*	2	6850061	1-9	12 / 450 mm	1	JEU DE FIXATION	ATTACHING KIT	ANBAUSATZ
*	3	3835030	2-12		1	BUTEE	CATCH	FALLE
*	4	3830632	2	13	1	ENS. VERROUILLAGE	LOCKING DEVICE	VERRIEGELUNG
*	5	3310285	2-12		1	BUTEE	CATCH	FALLE
	6	2420120	1-9	V19TYL	SB	DENT	TOOTH	ZAHN
	6		10					
	7	2420124	1-9		SB	CLAVETTE	KEY	KEIL
*	7		10-11					
	8	2420121	1-9	V19	SB	PORTE DENT	TOOTH HOLDER	ZAHNHALTER
	8		10					
	9	7030261		400 mm	1	GODET	BUCKET	LOEFFEL
	10	6850268		300 mm VOLVO	1	GODET	BUCKET	LOEFFEL
*	11	7038006		300 mm	1	GODET	BUCKET	LOEFFEL
*	12	7038012	11	450 mm	1	JEU DE FIXATION	ATTACHING KIT	ANBAUSATZ
*	13	3838047	12		1	PLAT D'ATTACHE	DISH OF FASTENER	BEFESTIGUNGSTELLER
*	14	2420130	11	V23	SB	DENT	TOOTH	ZAHN
*	15	2420123	11		SB	PORTE DENT	TOOTH HOLDER	ZAHNHALTER

GODET CHARGEUR SANS DENT
LOADER BUCKET WITHOUT TEETH
LADESCHAUFFEL OHNE ZÄHNEN

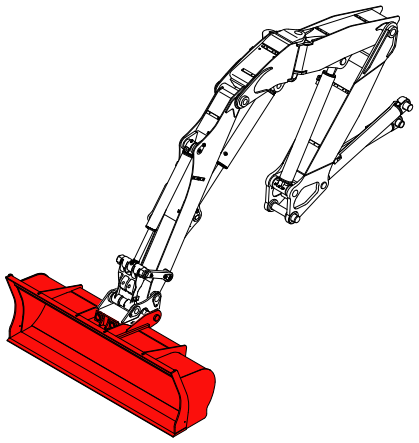

1	**3831441**	LEHNHOFF
2	**3838040**	1000 L
3	**7038012**	↔ 450 mm
4	**3835030**	
5	**3838047**	
6	**3310285**	
7	**3830786**	
8	**4800011**	
9	**3830732**	1000 L VOLVO

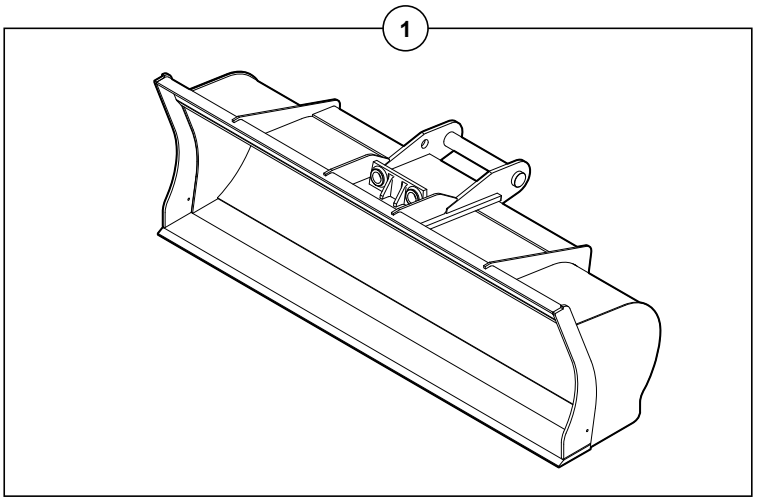

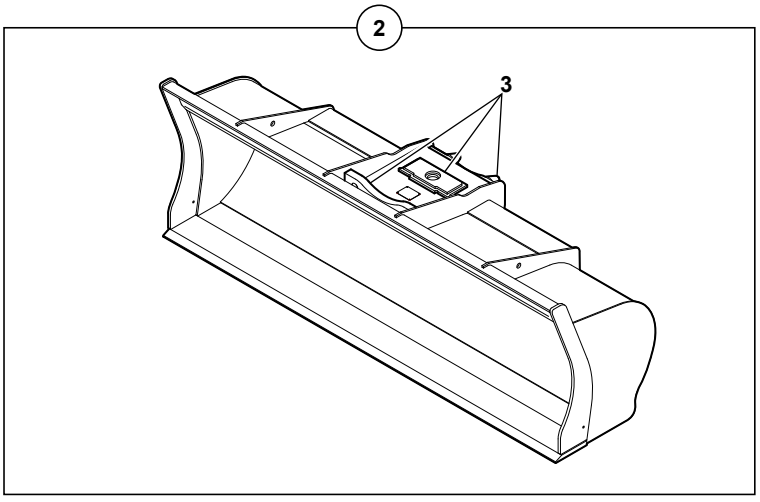

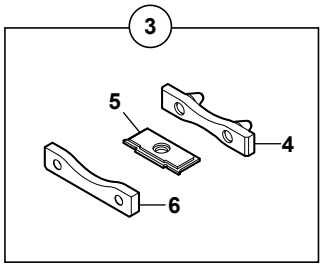

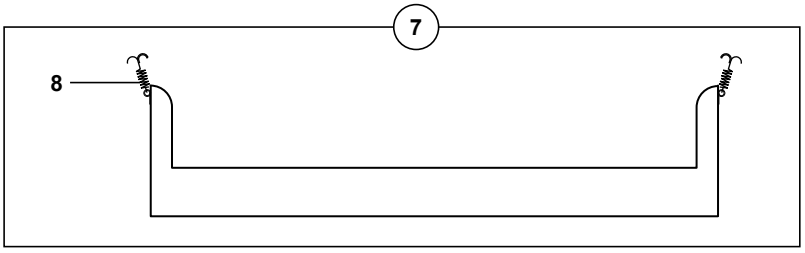

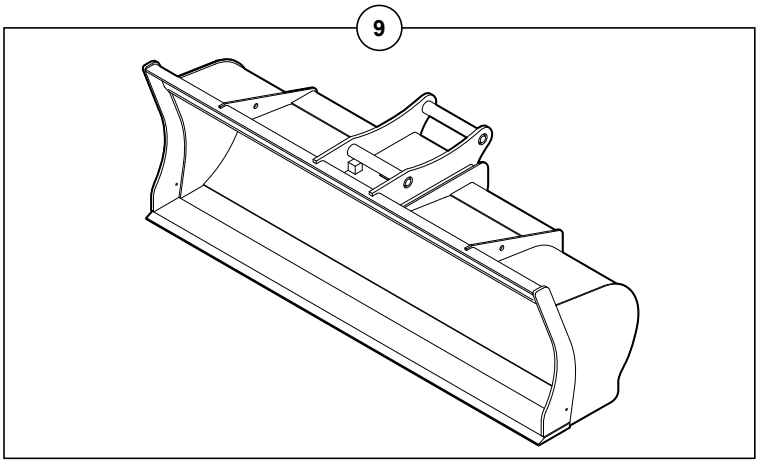

714MW_5400703_06_25_1A.eps

GODET CHARGEUR SANS DENT
LOADER BUCKET WITHOUT TEETH
LADESCHAUFFEL OHNE ZAEHNEN

	1	3831441		LEHNHOFF	1	GODET CHARGEUR	LOADER BUCKET	LADESCHAUFFEL
*	2	3838040		⟷ 1000 l	1	GODET CHARGEUR	LOADER BUCKET	LADESCHAUFFEL
*	2			●○ 3830553				
*	3	7038012	2	⟷ 450 mm	1	JEU DE FIXATION	ATTACHING KIT	ANBAUSATZ
*	3			●○ 6850061				
	4	3835030	3		1	BUTEE	CATCH	FALLE
*	5	3838047	3	●○ 3830632	1	PLAT D'ATTACHE	DISH OF FASTENER	BEFESTIGUNGSTELLER
	6	3310285	3		1	BUTEE	CATCH	FALLE
	7	3830786	2-9		1	PROTECTION EN TOLE	COVER PLATE	SCHUTZBLECH
	8	4800011	7		2	ATTACHE	FASTENER	BEFESTIGUNG
	9	3830732		1000 l / VOLVO	1	GODET CHARGEUR	LOADER BUCKET	LADESCHAUFFEL

GODET CHARGEUR AVEC DENTS (ESCO)
LOADER BUCKET WITH TEETH (ESCO)
LADESCHAUFFEL MIT ZÄHNEN (ESCO)



1	7038007	1000 L
2	7038012	↔ 450 mm
3	3835030	
4	3838047	
5	3310285	
6	2420134	
7	4610009	
8	2420135	
9	3830782	
10	4800011	
11	6850177	1000 L VOLVO

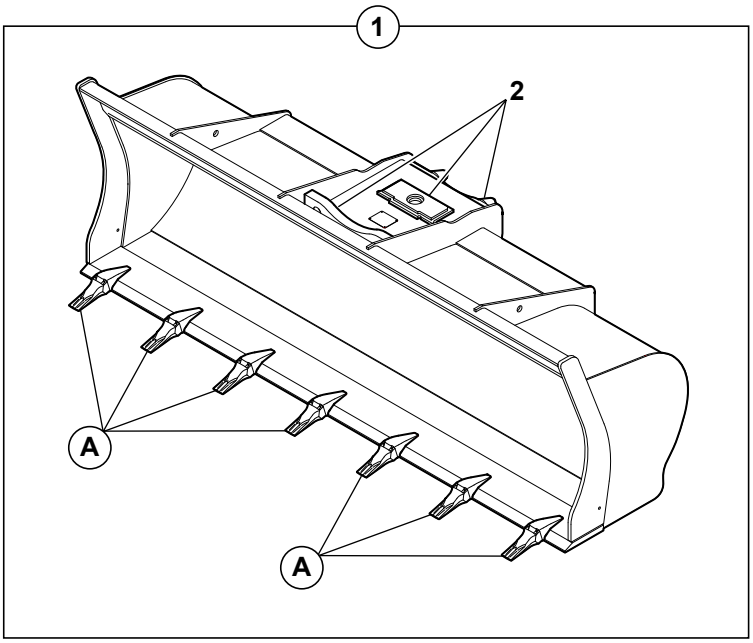

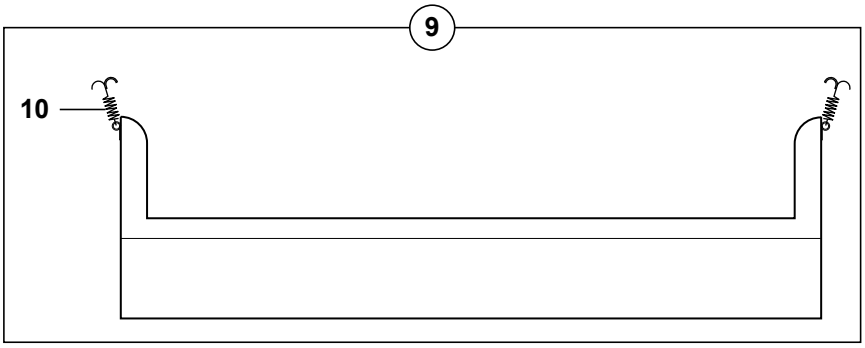

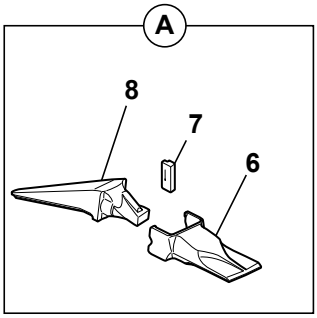

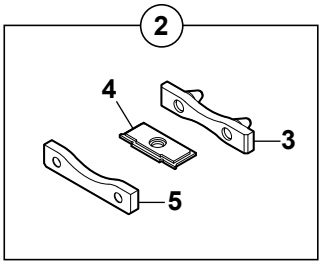

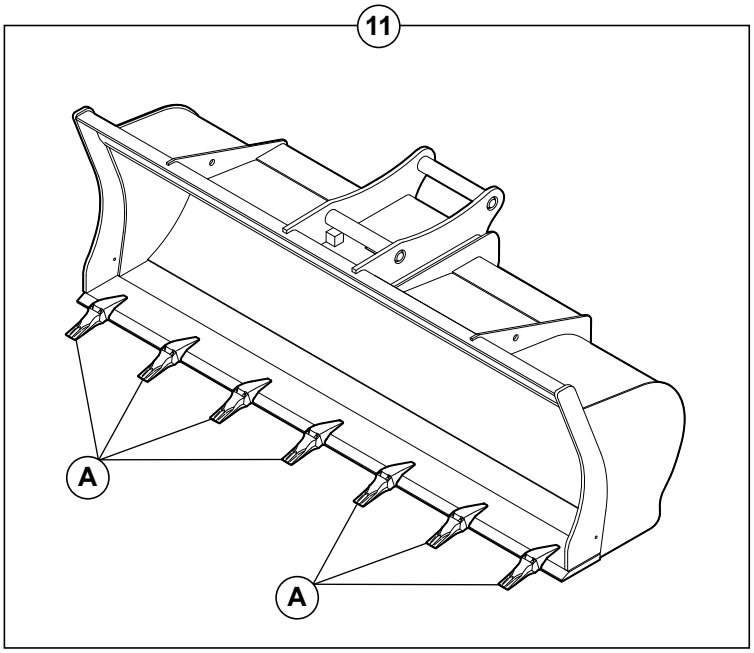

714MW_5400703_06_26_1A.eps

GODET CHARGEUR AVEC DENTS (ESCO)
LOADER BUCKET WITH TEETH (ESCO)
LADESCHAUFFEL MIT ZAEHNEN (ESCO)

*	1	7038007		⟷ 1000 l	1	GODET CHARGEUR	LOADER BUCKET	LADESCHAUFFEL
*	1			●○ 6850062				
*	2	7038012	1	⟷ 450 mm	1	JEU DE FIXATION	ATTACHING KIT	ANBAUSATZ
*	2			●○ 6850061				
	3	3835030	2		1	BUTEE	CATCH	FALLE
*	4	3838047	2	●○ 3830632	1	PLAT D'ATTACHE	DISH OF FASTENER	BEFESTIGUNGSTELLER
	5	3310285	2		1	BUTEE	CATCH	FALLE
*	6	2420134	1-11	V17TYL	SB	DENT	TOOTH	ZAHN
*	7	4610009	1-11	V13-17PN	SB	CLAVETTE	KEY	KEIL
*	8	2420135	1-11		SB	PORTE DENT	TOOTH HOLDER	ZAHNHALTER
	9	3830782	1-11		1	PROTECTION EN TOLE	COVER PLATE	SCHUTZBLECH
	10	4800011	9		2	ATTACHE	FASTENER	BEFESTIGUNG
	11	6850177		1000 L VOLVO	1	GODET CHARGEUR	LOADER BUCKET	LADESCHAUFFEL

GODET 4X1
BUCKET 4X1
LÖFFEL 4X1

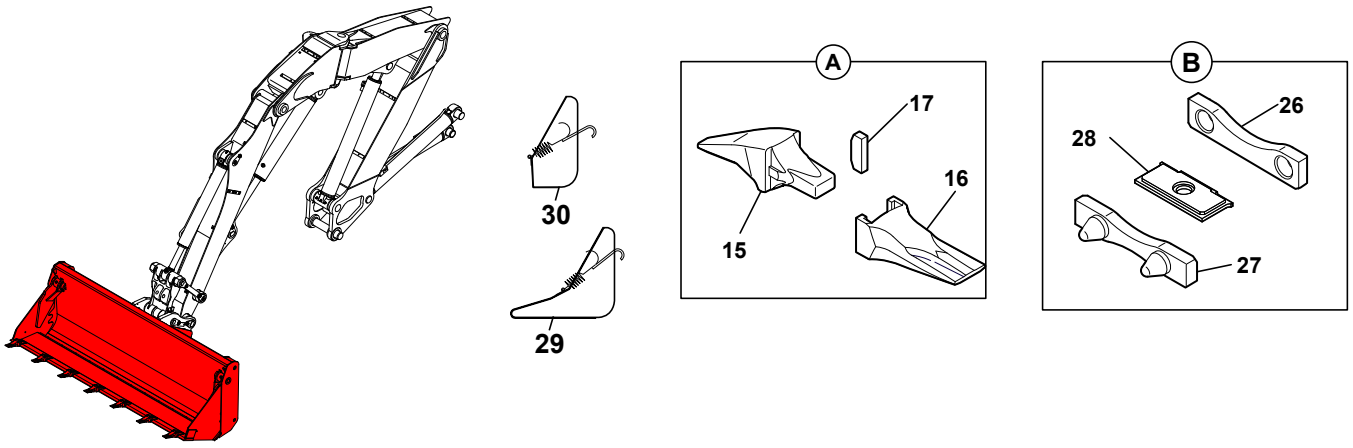

1	5448003
2	3750076
3	3750075
4	3830669
5	3310423
6	4400060
7	3870354
8	3750074
9	5580003
10	3310443
11	5448002
12	5540123
13	4570066
14	4570065
15	2420135
16	2420134
17	4610009
18	4490006
19	4690912
20	3280176
21	4290141
22	4690913
23	3320101
24	4290009
25	4380047
26	3310285
27	3835030
28	3838047
29	3830782
30	3830786

⧗ 4 mm

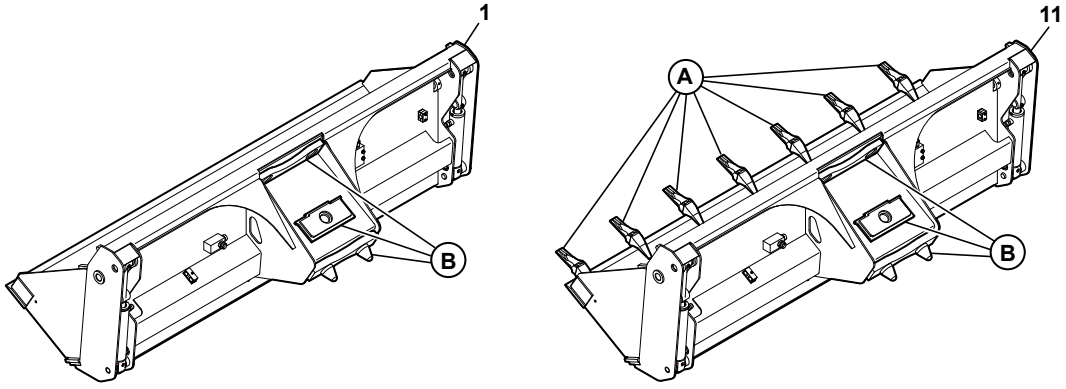

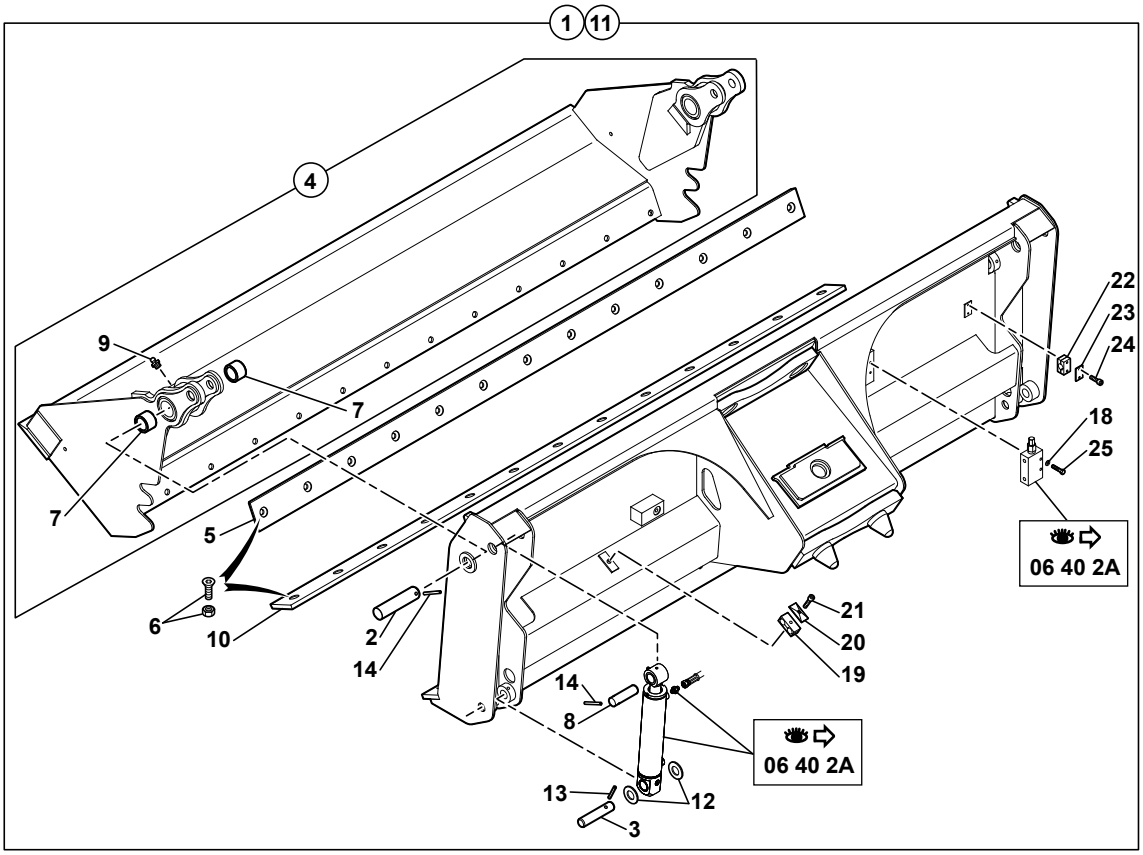

714MW_5400703_06_40_1A.eps

GODET 4X1
BUCKET 4X1
LOFFEL 4X1

*	1	5448003		5440196	1	GODET	BUCKET	LOEFFEL
*	2	3750076	1-11	7414772	2	AXE	CLEVIS PIN	BOLZEN
	3	3750075	1-11		2	AXE	CLEVIS PIN	BOLZEN
	4	3830669	1-11		1	MACHOIRE	JAW	BACKE
*	5	3310423	1-11	5440200	1	LAME D'USURE	CUTTING EDGE	BLATT
*	6	4400060	1-11	M16	26	BOULON	BOLT	SCHRAUBENBOLZEN
*	7	3870354	4	Y150009T0000	4	BAGUE	BUSH	RING
	8	3750074	1-11		2	AXE	CLEVIS PIN	BOLZEN
*	9	5580003	4	M8X125	2	GRAISSEUR	GREASE FITING	SCHMIERNIPPEL
*	10	3310443	1-11	5440199	1	LAME D'USURE	CUTTING EDGE	BLATT
*	11	5448002		5440197	1	GODET	BUCKET	LOEFFEL
	12	5540123	1-11	4 mm	SB	CALE D'EPAISSEUR	SHIM	UNTERLEGPLATTE
	13	4570066	1-11	8X60	2	GOUPILLE	PIN	STIFT
*	14	4570065	1-11	8X80	4	GOUPILLE	PIN	STIFT
	15	2420135	11		7	PORTE DENT	TOOTH HOLDER	ZAHNHALTER
	16	2420134	11	V17TYL	7	DENT	TOOTH	ZAHN
	17	4610009	11	V13-17PN	7	CLAVETTE	KEY	KEIL
*	18	4490006	1-11	CONTACT MU8	2	RONDELLE	WASHER	UNTERLEGSCHEIBE
*	19	4690912	1-11		1	BRIDE	FLANGE	FLANSCH
*	20	3280176	1-11		1	PLAQUE	PLATE	PLATTE
*	21	4290141	1-11	CHC M6X40	1	VIS	SCREW	SCHRAUBE
*	22	4690913	1-11		2	BRIDE	FLANGE	FLANSCH
*	23	3320101	1-11		2	PLAQUE	PLATE	PLATTE
*	24	4290009	1-11	CHC M6X35	4	VIS	SCREW	SCHRAUBE
*	25	4380047	1-11	H M8X40	2	VIS	SCREW	SCHRAUBE
*	26	3310285	1-11		1	BUTEE	CATCH	FALLE
*	27	3835030	1-11		1	BUTEE	CATCH	FALLE
*	28	3838047	1-11		1	PLAT D'ATTACHE	DISH OF FASTENER	BEFESTIGUNGSTELLER
	29	3830782			1	PROTECTION EN TOLE	COVER PLATE	SCHUTZBLECH
	30	3830786			1	PROTECTION EN TOLE	COVER PLATE	SCHUTZBLECH

GODET 4X1
BUCKET 4X1
LÖFFEL 4X1

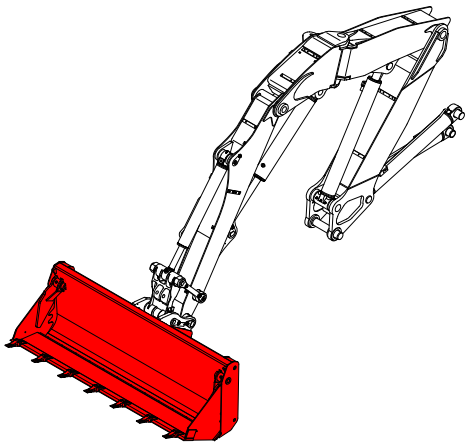

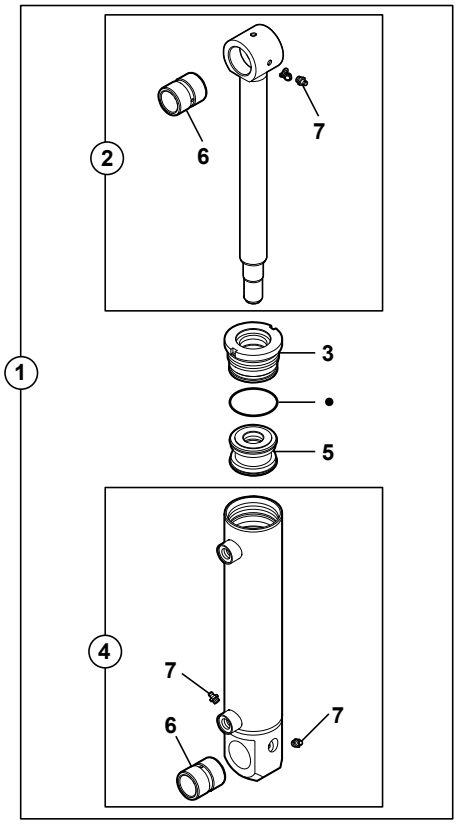

1	5670675
2	5940202
3	5950074
4	5930147
5	5950077
6	3870203
7	5580005
8	5960050
9	4750285
10	4195741
11	4195740
12	2502017
13	4750097
14	4196112
15	4700147
16	4770713
17	4750209
18	4720055
19	4195739
20	4195738
21	6090243
22	4770714
23	6850096
24	4196027
25	4750120
26	4750734

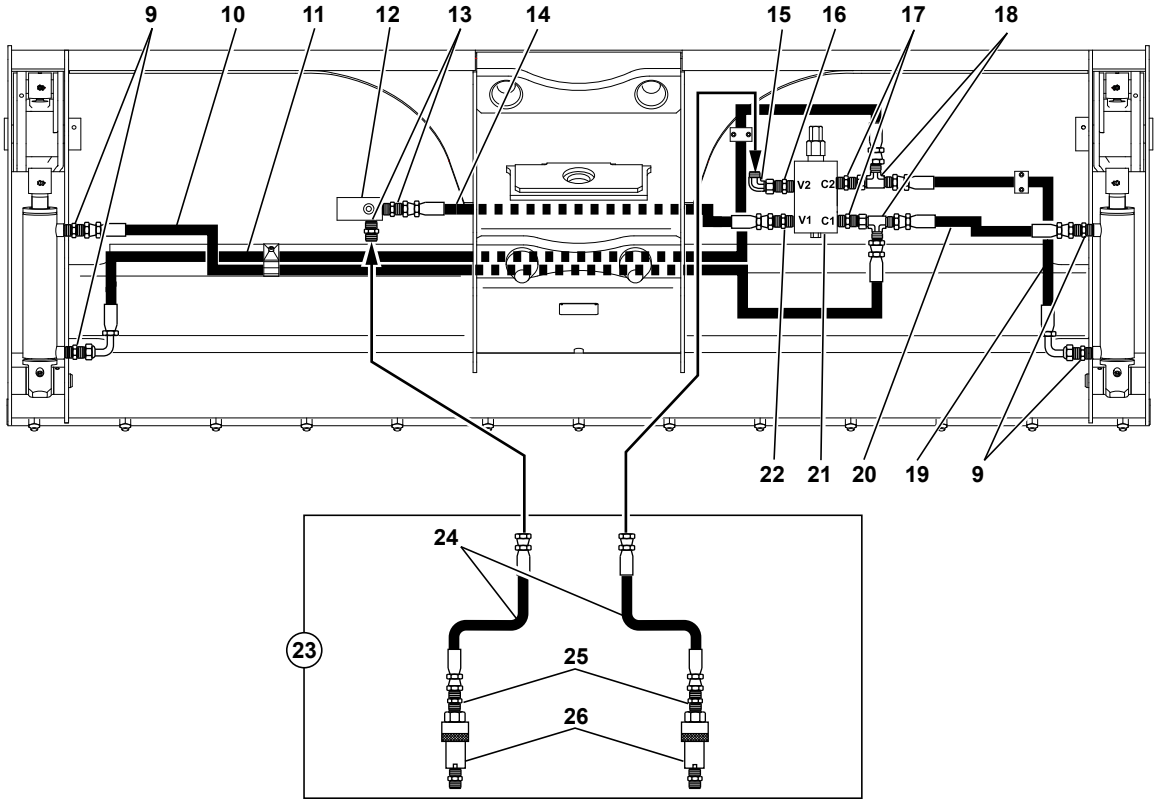

714MW_5400703_06_40_2A.eps

GODET 4X1
BUCKET 4X1
LOFFEL 4X1

*	1	5670675			2	VERIN	RAM	ZYLINDER
*	2	5940202	1		1	TIGE DE VERIN	CYLINDER ROD	KOLBENSTANGE
*	3	5950074	1		1	PALIER	BEARING	LAGER
*	4	5930147	1		1	CORPS DE VERIN	CYLINDER HOUSING	ZYLINDERGEHAEUSE
*	5	5950077	1		1	PISTON	PISTON	KOLBEN
*	6	3870203	2-4	30x40x50	2	BAGUE	BUSH	RING
*	7	5580005	2-4	M8X1	3	GRAISSEUR	GREASE FITING	SCHMIERNIPPEL
*	8	5960050			1	POCHETTE DE JOINTS	SEAL (KIT)	DICHTRING (BAUSATZ)
*	9	4750285			4	UNION	CONNECTOR	ANSCHLUSSTEIL
*	10	4195741			1	FLEXIBLE	HOSE	SCHLAUCH
*	11	4195740			1	FLEXIBLE	HOSE	SCHLAUCH
*	12	2502017			1	BLOC	BLOCK	BLOCK
*	13	4750097			2	UNION	CONNECTOR	ANSCHLUSSTEIL
*	14	4196112			1	FLEXIBLE	HOSE	SCHLAUCH
*	15	4700147		4700035	1	COUDE	ELBOW	WINKELSTUECK
*	16	4770713			1	ETRANGLEUR	THROTTLE VALVE	STOPPER
*	17	4750209			2	UNION	CONNECTOR	ANSCHLUSSTEIL
*	18	4720055			2	TE	TEE	T STUECK
*	19	4195739			1	FLEXIBLE	HOSE	SCHLAUCH
*	20	4195738			1	FLEXIBLE	HOSE	SCHLAUCH
*	21	6090243			1	VALVE D'EQUILIBRAGE	BALANCING VALVE	AUFGLEICHVENTIL
*	22	4770714			1	ETRANGLEUR	THROTTLE VALVE	STOPPER
*	23	6850096			1	KIT ADAPTATION	ADAPTATION KIT	ANPASSUNGSKIT
*	24	4196027	23		2	FLEXIBLE	HOSE	SCHLAUCH
*	25	4750120	23		2	UNION	CONNECTOR	ANSCHLUSSTEIL
*	26	4750734	23	K4750602	2	COUPLEUR	COUPLER	KUPPLUNGSSTUECK

GODET 4X1 (VOLVO)
BUCKET 4X1 (VOLVO)
LÖFFEL 4X1 (VOLVO)

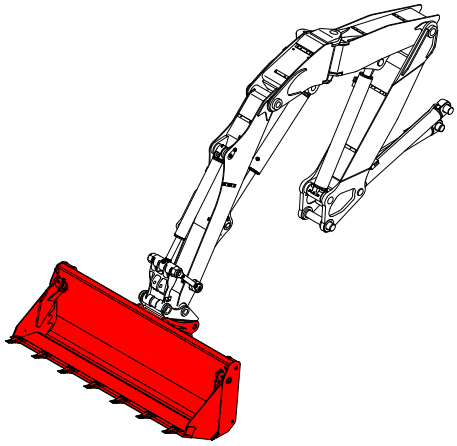

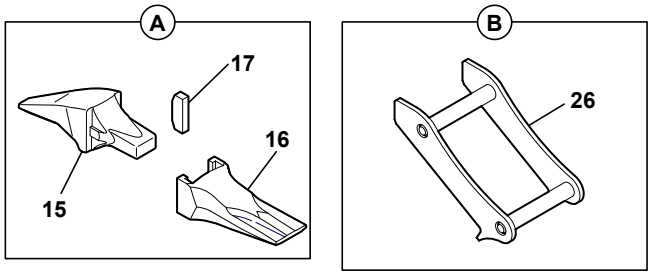

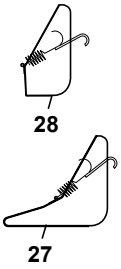

1	5440203
2	3750076
3	3750075
4	3830669
5	3310423
6	4400060
7	3870354
8	3750074
9	5580003
10	3310443
11	5440204
12	5540123
13	4570066
14	4570065
15	2420135
16	2420134
17	4610009
18	4490006
19	4690912
20	3280176
21	4290141
22	4690913
23	3320101
24	4290009
25	4380047
26	3830803
27	3830782
28	3830786

⧗ 4 mm

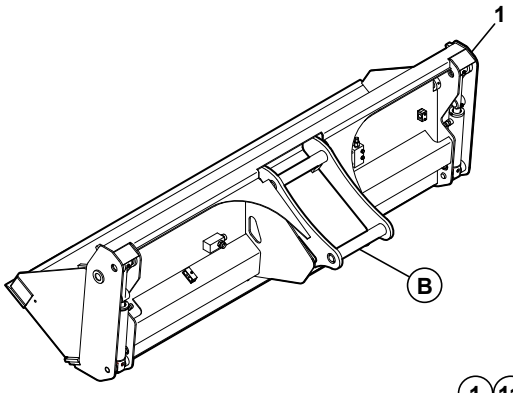

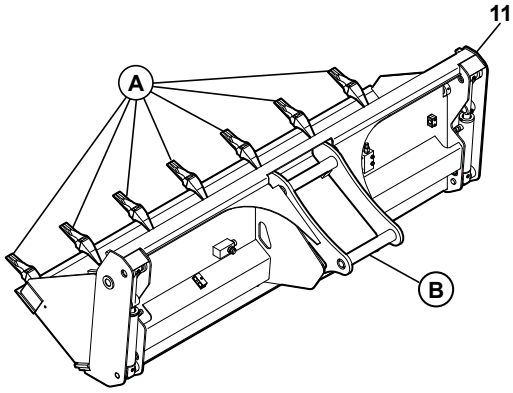

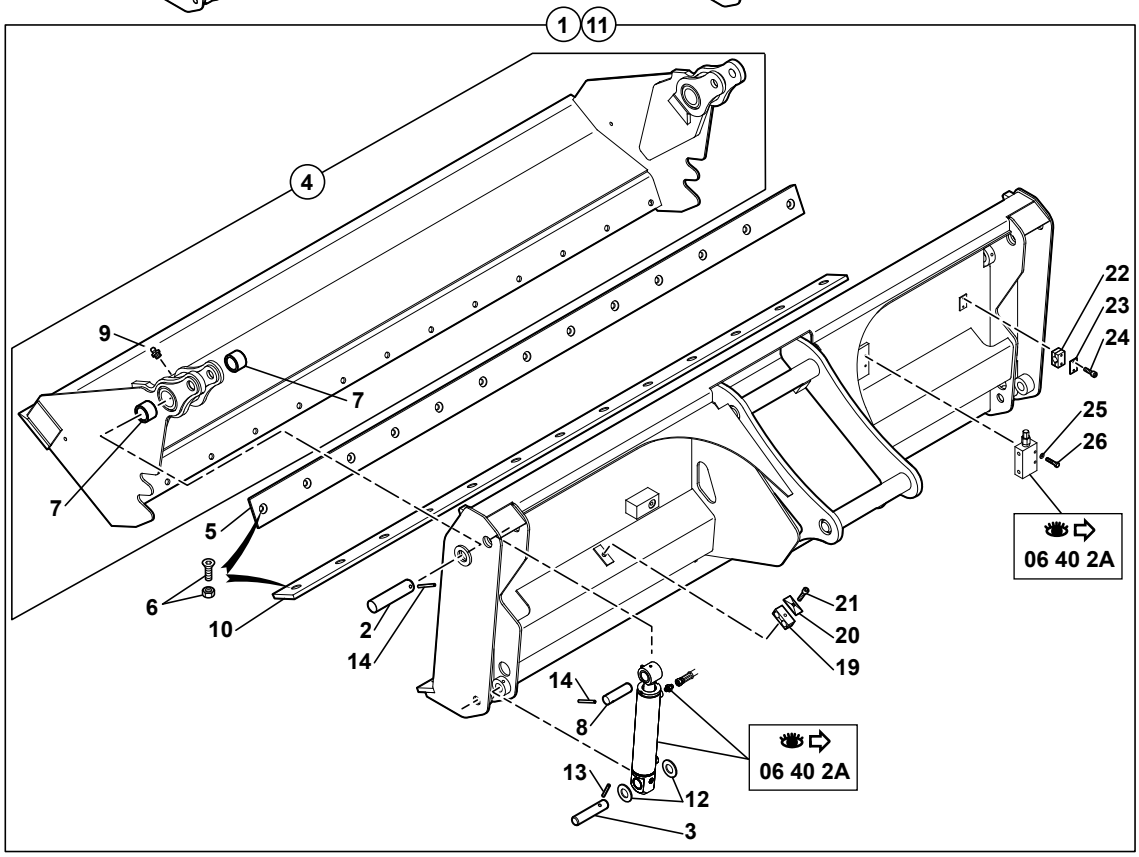

714MW_5400703_06_41_1A.eps

GODET 4X1 (VOLVO)
BUCKET 4X1 (VOLVO)
LOFFEL 4X1 (VOLVO)

	1	5440203			1	GODET	BUCKET	LOEFFEL
*	2	3750076	1-11	7414772	2	AXE	CLEVIS PIN	BOLZEN
	3	3750075	1-11		2	AXE	CLEVIS PIN	BOLZEN
	4	3830669	1-11		1	MACHOIRE	JAW	BACKE
*	5	3310423	1-11	5440200	1	LAME D'USURE	CUTTING EDGE	BLATT
*	6	4400060	1-11	M16	26	BOULON	BOLT	SCHRAUBENBOLZEN
*	7	3870354	4	Y150009T0000	4	BAGUE	BUSH	RING
	8	3750074	1-11		2	AXE	CLEVIS PIN	BOLZEN
*	9	5580003	4	M8X125	2	GRAISSEUR	GREASE FITING	SCHMIERNIPPEL
*	10	3310443	1-11	5440199	1	LAME D'USURE	CUTTING EDGE	BLATT
	11	5440204			1	GODET	BUCKET	LOEFFEL
	12	5540123	1-11	4 mm	SB	CALE D'EPAISSEUR	SHIM	UNTERLEGPLATTE
	13	4570066	1-11	8X60	2	GOUPILLE	PIN	STIFT
*	14	4570065	1-11	8X80	4	GOUPILLE	PIN	STIFT
	15	2420135	11		7	PORTE DENT	TOOTH HOLDER	ZAHNHALTER
	16	2420134	11	V17TYL	7	DENT	TOOTH	ZAHN
	17	4610009	11	V13-17PN	7	CLAVETTE	KEY	KEIL
*	18	4490006	1-11	CONTACT MU8	2	RONDELLE	WASHER	UNTERLEGSCHEIBE
*	19	4690912	1-11		1	BRIDE	FLANGE	FLANSCH
*	20	3280176	1-11		1	PLAQUE	PLATE	PLATTE
*	21	4290141	1-11	CHC M6X40	1	VIS	SCREW	SCHRAUBE
*	22	4690913	1-11		2	BRIDE	FLANGE	FLANSCH
*	23	3320101	1-11		2	PLAQUE	PLATE	PLATTE
*	24	4290009	1-11	CHC M6X35	4	VIS	SCREW	SCHRAUBE
*	25	4380047	1-11	H M8X40	2	VIS	SCREW	SCHRAUBE
*	26	3830803	1-11		1	ATTACHE	FASTENER	BEFESTIGUNG
	27	3830782			1	PROTECTION EN TOLE	COVER PLATE	SCHUTZBLECH
	28	3830786			1	PROTECTION EN TOLE	COVER PLATE	SCHUTZBLECH

GODET TRAPEZOÏDAL ORIENTABLE
SWIVELLING TRAPEZOÏDAL BUCKET
SCHWENKBARER TRAPEZLÖFFEL

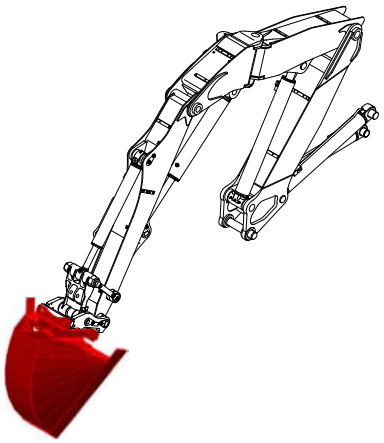

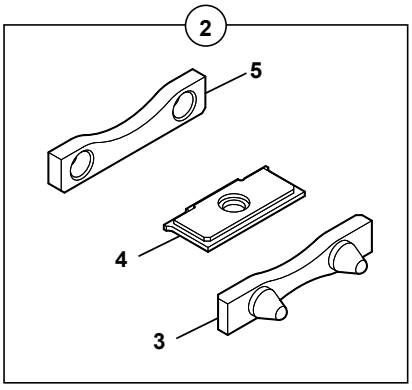

1	3838055	400 X 900 X 1200
2	7038012	↔ 450 mm
3	3835030	
4	3838047	
5	3310285	
6	3831880	
7	4380356	
8	4450014	
9	4490008	
10	4450119	

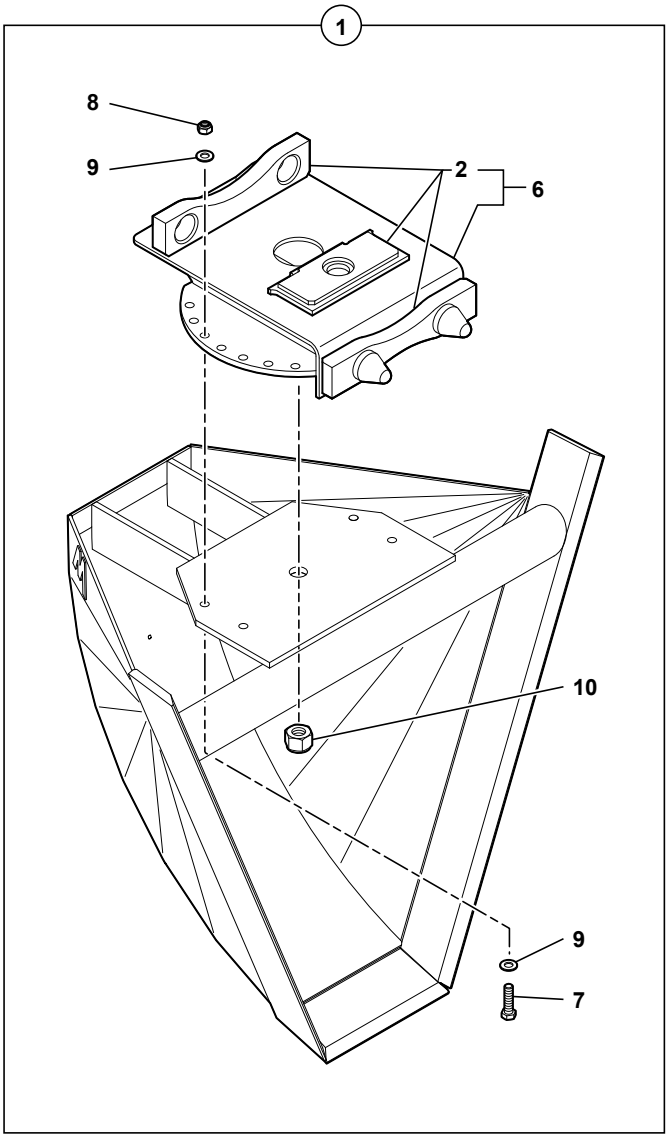

714MW_5400703_06_43_1A.eps

GODET TRAPEZOÏDAL ORIENTABLE
SWIVELLING TRAPEZOÏDAL BUCKET
SCHWENKBARER TRAPEZLOEFFEL

*	1	3838055		400X900X1200	1	GODET TRAPEZOIDAL	TRAPEZOIDAL BUCKET	TRAPEZLOEFFEL
*	1			3831222				
*	2	7038012	1	450 mm	1	JEU DE FIXATION	ATTACHING KIT	ANBAUSATZ
*	2			6850061				
	3	3835030	2		1	BUTEE	CATCH	FALLE
*	4	3838047	2	3830632	1	PLAT D'ATTACHE	DISH OF FASTENER	BEFESTIGUNGSTELLER
	5	3310285	2		1	BUTEE	CATCH	FALLE
*	6	3831880	1		1	PLATINE ROTATIVE	PLATINIZE ROTARY	PLATIN ROTIEREND
*	7	4380356	1	H M16X60	4	VIS	SCREW	SCHRAUBE
*	8	4450014	1	NYLSTOP M16	4	ECROU	NUT	MUTTER
*	9	4490008	1	CONTACT MU16	8	RONDELLE	WASHER	UNTERLEGSCHEIBE
*	10	4450119	1	HFR M30	1	ECROU AUTOFREINE	PREVAILING TORQUE TYPE NUT	MUTTERN MIT KLEMMTEIL

GODET CURAGE FOSSÉ (1-3 ATTACHES)
DITCH CLEANING BUCKET (1-3 FASTENING)
GRABENREINIGUNGSLÖFFEL (1-3 BEFESTIGUNG)

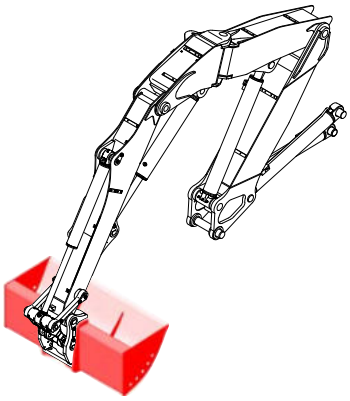

1	3838036	↔ 1800 mm
2	3838038	↔ 2000 mm
3	3838037	↔ 1800 mm
4	3838039	↔ 2000 mm
5	7038012	↔ 450 mm
6	3835030	
7	3838047	
8	3310285	
9	6850097	↔ 1800 mm
10	5440198	
11	4240016	
12	4410031	
13	7038016	↔ 2000 mm
14	5440223	

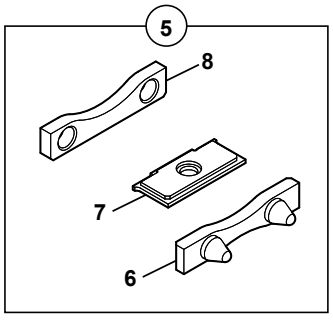

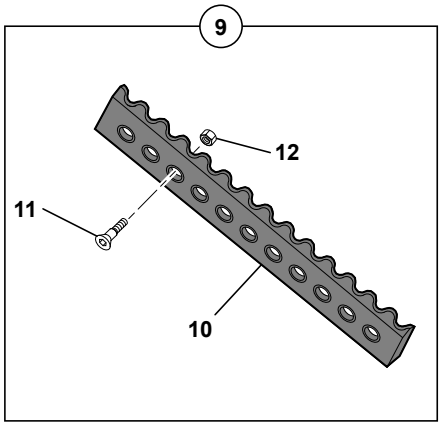

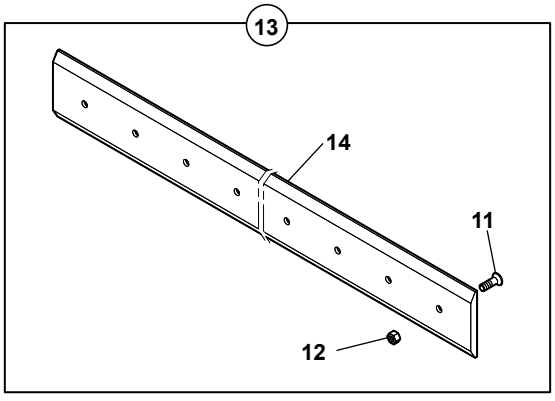

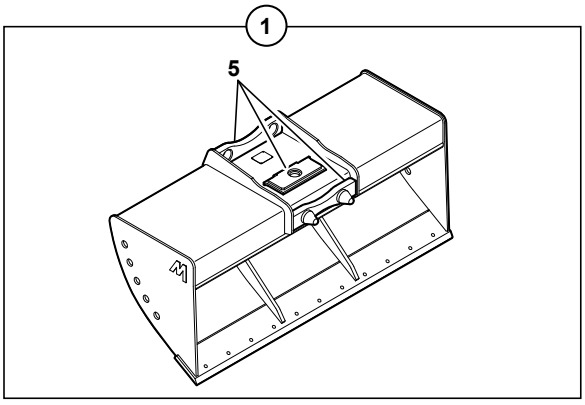

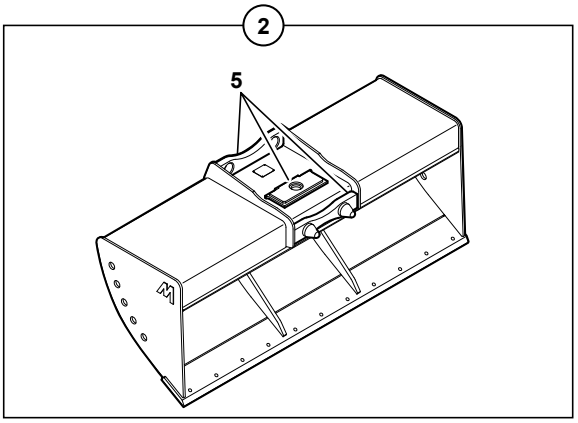

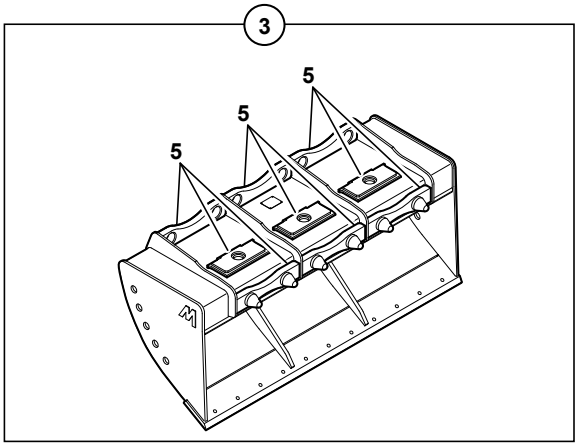

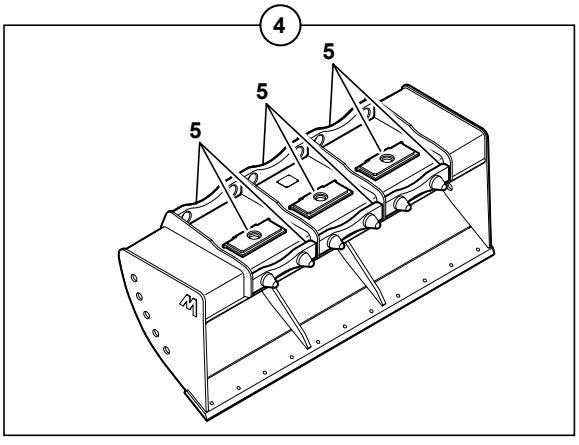

714MW_5400703_06_45_1A.eps

GODET CURAGE FOSSE (1 - 3 ATTACHES)
DITCH CLEANING BUCKET (1 - 3 FASTENING)
GRABENREINIGUNGSLOEFFEL (1 - 3 BEFESTIGUNG)

*	1	3838036		⟷ 1800 mm	1	GODET CURAGE	DITCH CLEANING BCKT	GRABENRAEUMLOEFFEL
*	1			●○ 3830609				
*	2	3838038		⟷ 2000 mm	1	GODET CURAGE	DITCH CLEANING BCKT	GRABENRAEUMLOEFFEL
*	2			●○ 3830659				
*	3	3838037		⟷ 1800 mm	1	GODET CURAGE	DITCH CLEANING BCKT	GRABENRAEUMLOEFFEL
*	3			●○ 3830610				
*	4	3838039		⟷ 2000 mm	1	GODET CURAGE	DITCH CLEANING BCKT	GRABENRAEUMLOEFFEL
*	4			●○ 3830660				
*	5	7038012		⟷ 450 mm	1	JEU DE FIXATION	ATTACHING KIT	ANBAUSATZ
*	5			●○ 6850061				
	6	3835030	5		1	BUTEE	CATCH	FALLE
*	7	3838047	5	●○ 3830632	1	PLAT D'ATTACHE	DISH OF FASTENER	BEFESTIGUNGSTELLER
	8	3310285	5		1	BUTEE	CATCH	FALLE
	9	6850097		⟷ 1800 mm	1	KIT LAME D'USURE	CUTTING EDGE (KIT)	BLATT (KIT)
	10	5440198	9		1	LAME D'USURE	CUTTING EDGE	BLATT
*	11	4240016	9-13	FHC M16X60	22	VIS	SCREW	SCHRAUBE
*	12	4410031	9-13	H M16	22	ECROU	NUT	MUTTER
*	13	7038016		⟷ 2000 mm	1	ENSEMBLE CONTRE-LAME	COUNTER-BLADE UNIT	GESAMTHEIT GEGEN KLINGE
*	14	5440223	13		1	CONTRE-LAME	COUNTER-BLADE	GEGEN KLINGE

GODET CURAGE FOSSÉ (1-3 ATTACHES) VOLVO
DITCH CLEANING BUCKET (1-3 FASTENING) VOLVO
GRABENREINIGUNGSLÖFFEL (1-3 BEFESTIGUNG) VOLVO

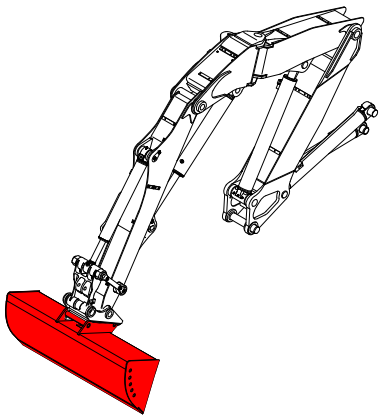

1	3830733	↔ 1800 mm VOLVO
2	3830755	↔ 2000 mm VOLVO
3	6850097	↔ 1800 mm
4	5440198	
5	4240016	
6	4410031	
7	3831611	
8	7038016	↔ 2000 mm
9	5440223	

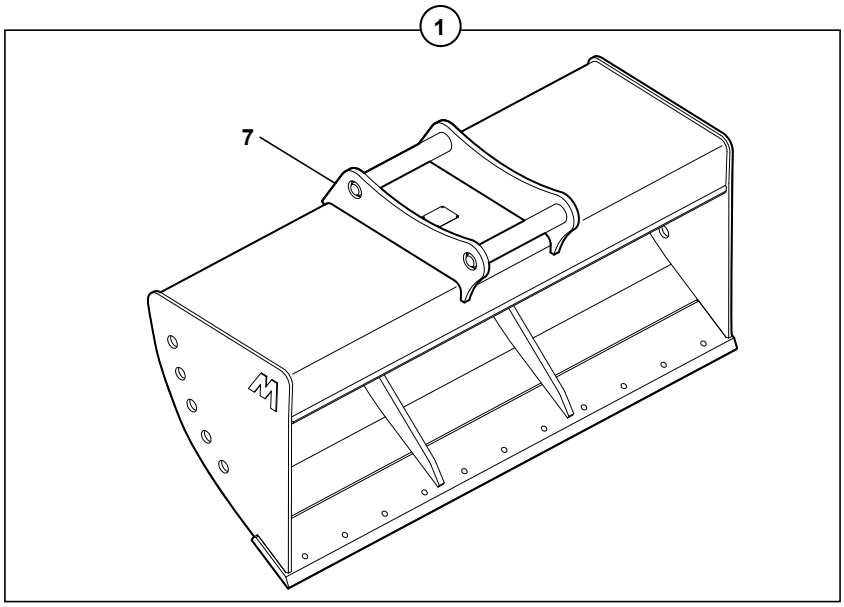

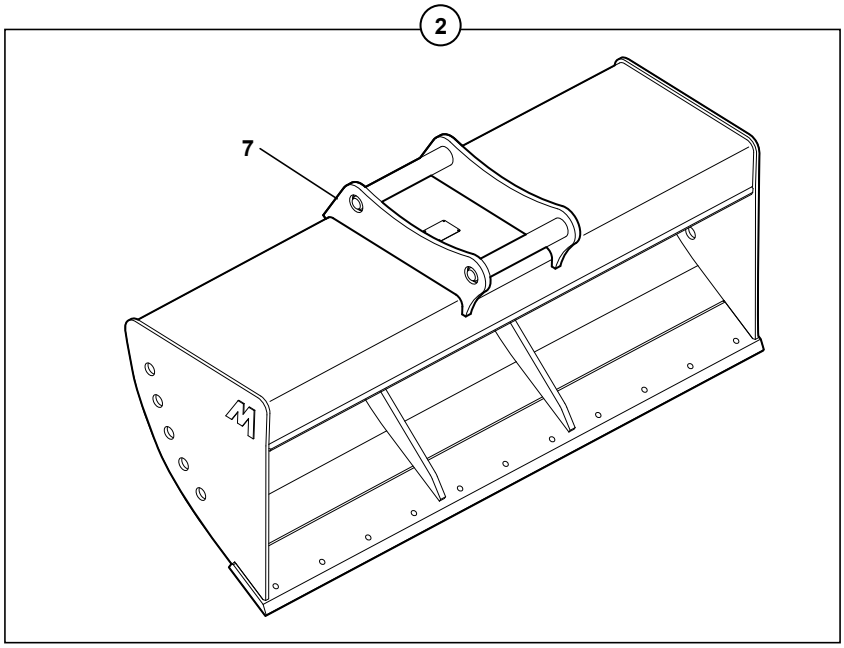

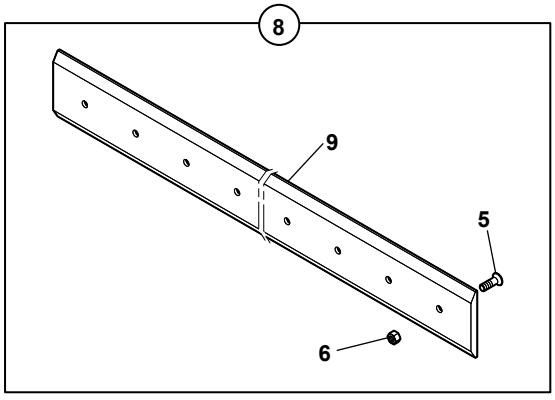

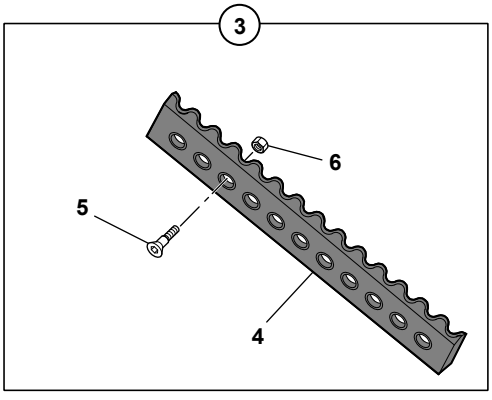

714MW_5400703_06_46_1A.eps

GODET CURAGE FOSSE (1-3 ATTACHES) VOLVO
DICHT CLEANING BUCKET (1-3 FASTENING) VOLVO
GRABENREINIGUNGSLOEFFEL (1-3 BEFESTIGUNG) VOLVO

	1	3830733		⟷ 1800 mm	1	GODET CURAGE	DITCH CLEANING BCKT	GRABENRAEUMLOEFFEL
	2	3830755		⟷ 2000 mm	1	GODET CURAGE	DITCH CLEANING BCKT	GRABENRAEUMLOEFFEL
	3	6850097		⟷ 1800 mm	1	KIT LAME D'USURE	CUTTING EDGE (KIT)	BLATT (KIT)
	4	5440198	3		1	LAME D'USURE	CUTTING EDGE	BLATT
*	5	4240016	3-8	FHC M16X60	22	VIS	SCREW	SCHRAUBE
*	6	4410031	3-8	H M16	22	ECROU	NUT	MUTTER
	7	3831611	1-2	VOLVO	1	ATTACHE	FASTENER	BEFESTIGUNG
*	8	7038016		⟷ 2000 mm	1	ENSEMBLE CONTRE-LAME	COUNTER-BLADE UNIT	GESAMTHEIT GEGEN KLINGE
*	9	5440223	8		1	CONTRE-LAME	COUNTER-BLADE	GEGEN KLINGE

DENT DE DÉROCHAGE
ROCK-BREAKING TOOTH
FELSBRECHUNGSZAHN

1	6850035	
2	2420126	
3	2420127	
4	2420128	
5	6850131	VOLVO

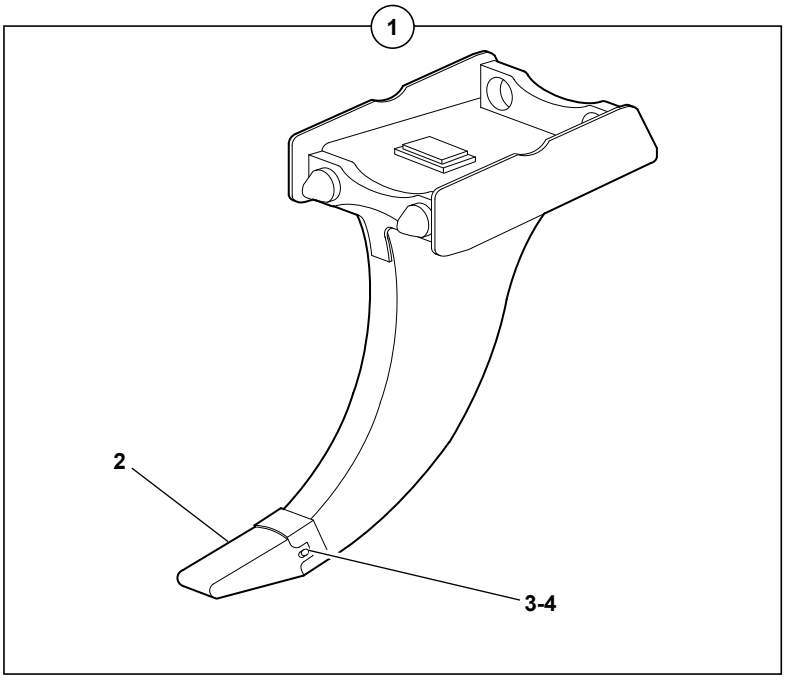

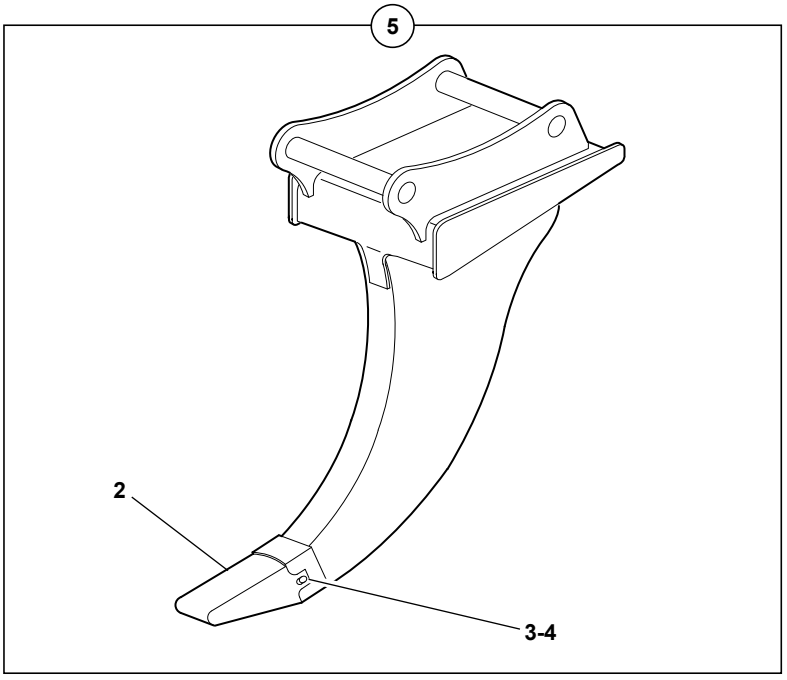

714MW_5400703_06_47_1A.eps

DENT DE DEROCHAGE
ROCK-BREAKING TOOTH
FELSBRECHUNGSZAHN

1	6850035			1	DENT RIPPER	RIPPER TOOTH	ZWEI AUFREISSER
2	2420126	1-5		1	DENT	TOOTH	ZAHN
3	2420127	1-5		1	AXE	CLEVIS PIN	BOLZEN
4	2420128	1-5		1	DOUILLE	SOCKET	BUCHSE
5	6850131		VOLVO	1	DENT RIPPER	RIPPER TOOTH	ZWEI AUFREISSER

PLATINE DE MANUTENTION AVEC CROCHET
HANDLING-PLATE WITH HOOK
VERLADEVORRICHTUNGSPLATTE MIT HAKEN

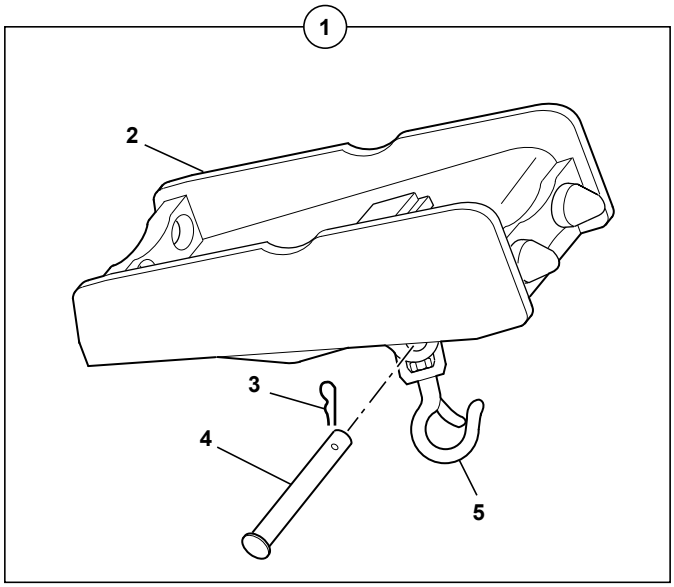

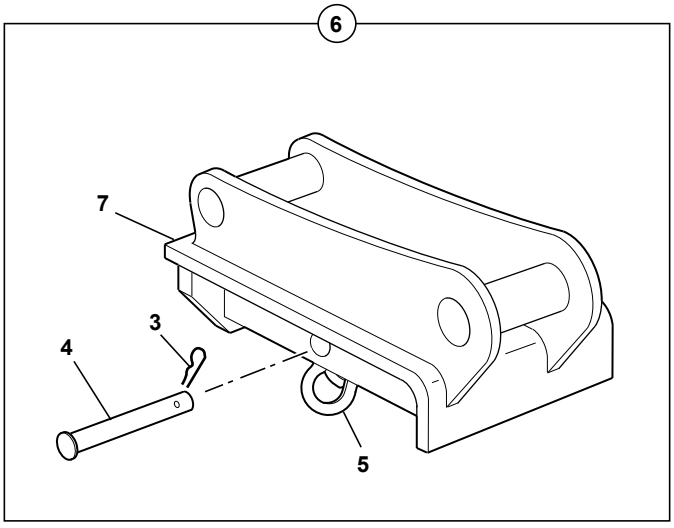

1	7038009	
2	3831876	
3	4600009	
4	3760051	
5	4830012	
6	6850129	
7	3831577	VOLVO

- Pour le levage et la manutention, le Mecalac doit être muni de clapets de sécurité.

- For lifting and handling, the Mecalac must be provided with safety valves.

- Zum Anheben und Handling muß der Mecalac mit Sicherheitsventilen ausgestattet werden.

- Para levantamiento y manutention, el Mecalac ha de ser dotado de valvulas de securidad.

- Per il sollevamento e la manutenzione, Mecalac deve essere munito di valvole di securezza.

714MW_5400703_06_50_1A.eps

PLATINE DE MANUTENTION AVEC CROCHET
HANDLING-PLATE WITH HOOK
VERLADEVORRICHTUNGSPLATTE MIT HAKEN

*	1	7038009		6850037	1	PLATINE AVEC CROCHET	PLATE WITH HOOK	PLATTE MIT HAKEN
*	2	3831876	1	3830612	1	PLATINE	DECK	PLATTE
	3	4600009	1-6		1	GOUPILLE	PIN	STIFT
	4	3760051	1-6		1	AXE	CLEVIS PIN	BOLZEN
	5	4830012	1-6		1	CROCHET	HOOK	HAKEN
	6	6850129		VOLVO	1	PLATINE AVEC CROCHET	PLATE WITH HOOK	PLATTE MIT HAKEN
	7	3831577	6		1	PLATINE	DECK	PLATTE

PLATINE (BRISE ROCHE)
ADAPTING PLATE (ROCK BREAKER)
ANBAUPLATTE (HAMMER)

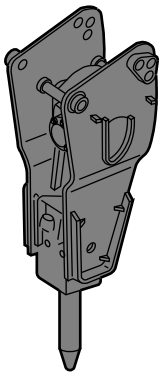

1	**3838042**	SANS TROU / WITHOUT HOLE / OHNE LOCH
2	**3838056**	270 / 300 / 600 / 700
3	**4380108**	
4	**3830754**	VOLVO
5	**4490009**	

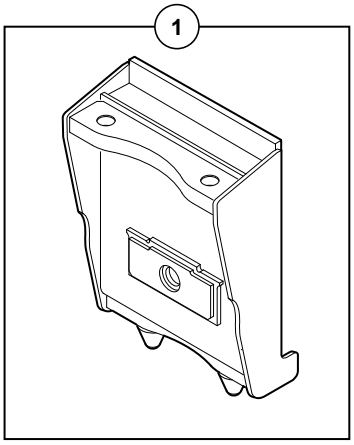

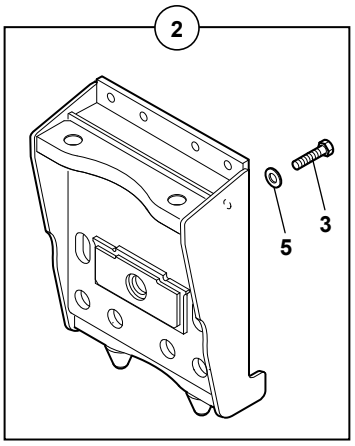

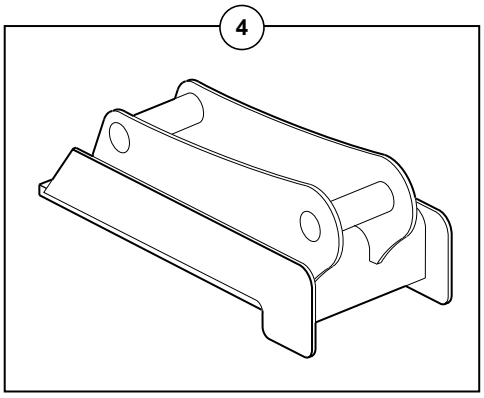

714MW_5400703_06_51_1A.eps

PLATINE (BRISE ROCHE)
ADAPTING PLATE (ROCK BREAKER)
ANBAUPLATTE (HAMMER)

*	1	3838042		SANS TROU	1	PLATINE	ADAPTING PLATE	ANBAUPLATTE
*	1			3830690				
*	2	3838056		270/300/600/700	1	PLATINE	ADAPTING PLATE	ANBAUPLATTE
*	2			3831108				
	3	4380108	2	H M20X70	2	VIS	SCREW	SCHRAUBE
	4	3830754		VOLVO	1	PLATINE	ADAPTING PLATE	ANBAUPLATTE
*	5	4490009	2	CONTACT M20	2	RONDELLE	WASHER	UNTERLEGSCHEIBE

SUPPORT (BENNE PRENEUSE)
ADAPTING PLATE (POWER GRAB)
ANBAUPLATTE (GREIFERBETRIEB)

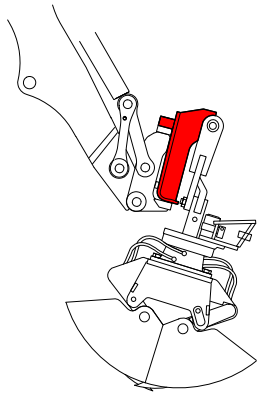

1	3838057
2	3838046
3	5580008
4	4590028

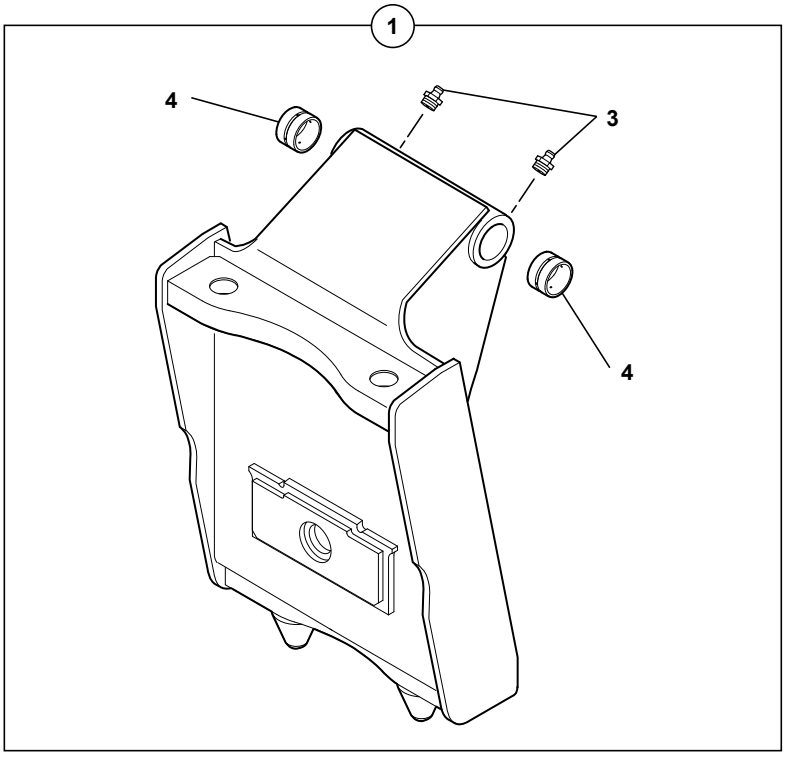

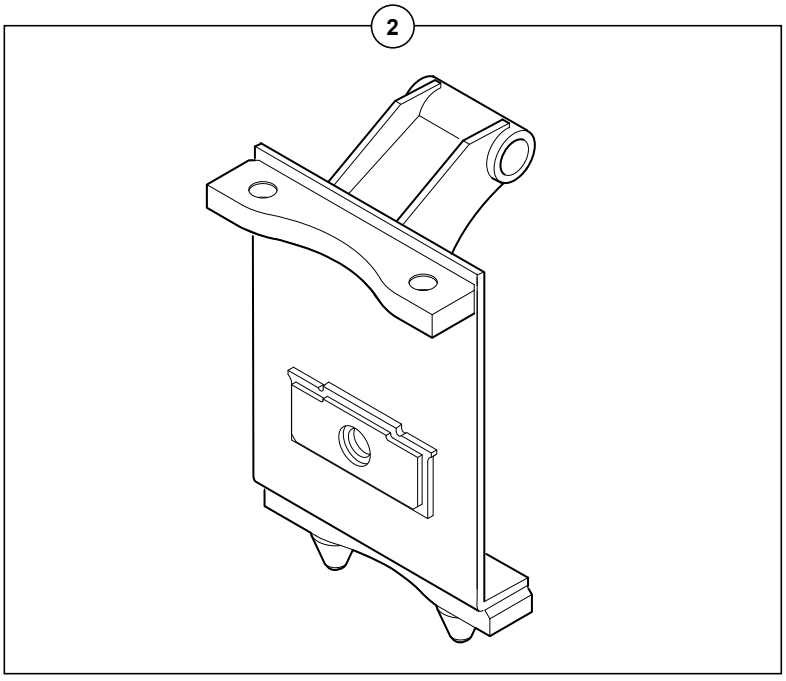

714MW_5400703_06_52_1A.eps

SUPPORT (BENNE PRENEUSE)
ADAPTING PLATE (POWER GRAB)
ANBAUPLATTE (GREIFERBETRIEB)

*	1	3838057		3830651	1	PLATINE COURTE	ADAPTING PLATE	ANBAUPLATTE KURZ
*	2	3838046		3830777	1	PLATINE	ADAPTING PLATE	ANBAUPLATTE
*	3	5580008	1	M10X1	2	GRAISSEUR	GREASE FITING	SCHMIERNIPPEL
*	4	4590028	1		2	BAGUE	BUSH	RING

LÈVE PALETTE
PALLET FORK
PALETTENHEBER

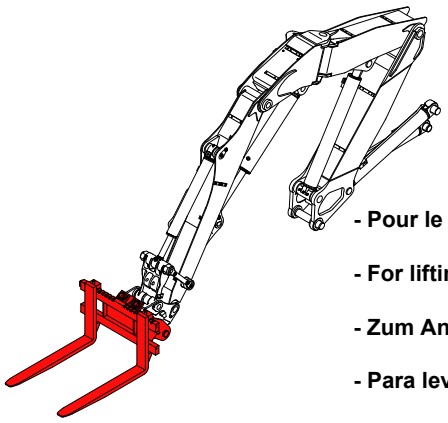

- Pour le levage et la manutention, le Mecalac doit être muni de clapets de sécurité.

- For lifting and handling, the Mecalac must be provided with safety valves.

- Zum Anheben und Handling muß der Mecalac mit Sicherheitsventilen ausgestattet werden.

- Para levantamiento y manutention, el Mecalac ha de ser dotado de valvulas de securidad.

- Per il sollevamento e la manutenzione, Mecalac deve essere munito di valvole di securezza.

1	7038010	
2	7030278	LEHNHOFF
3	6850130	VOLVO
4	5440036	
5	4490019	
6	4380068	
7	3740035	
8	3831434	
9	3831887	
10	3830752	
11	652A0003	
12	652A0004	
13	4470021	

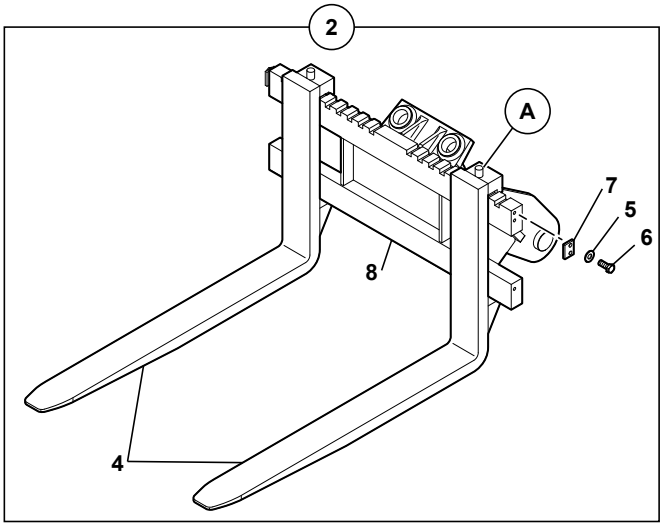

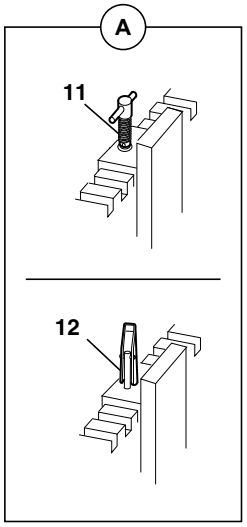

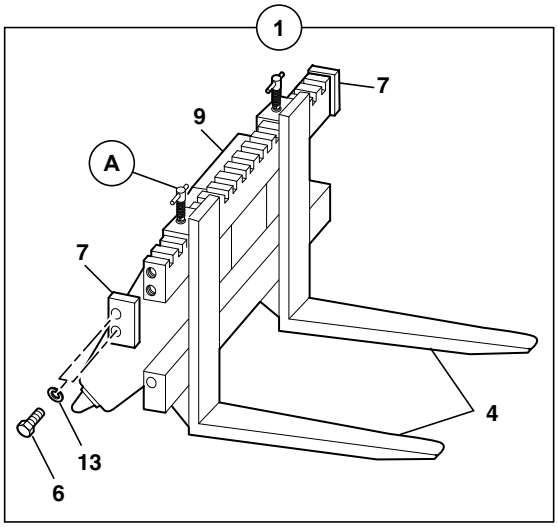

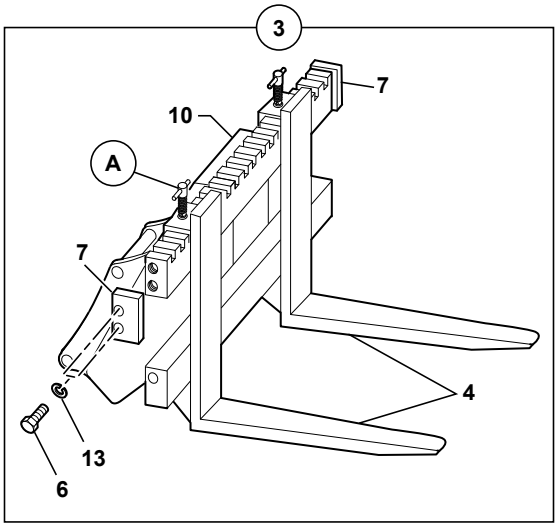

714MW_5400703_06_60_1A.eps

LEVE PALETTE
PALLET FORK
PALETTENHEBER

*	1	7038010		6850032	1	LEVE PALETTES	PALLET FORK	PALETTENHEBER
	2	7030278		LEHNHOFF	1	LEVE PALETTES	PALLET FORK	PALETTENHEBER
	3	6850130		VOLVO	1	LEVE PALETTES	PALLET FORK	PALETTENHEBER
	4	5440036	1-2-3		2	FOURCHE	FORK	GABEL
	5	4490019	2	CONTACT MU12	4	RONDELLE	WASHER	UNTERLEGSCHEIBE
	6	4380068	1-2-3	H M12X30	4	VIS	SCREW	SCHRAUBE
	7	3740035	1-2-3		2	BUTEE	CATCH	FALLE
	8	3831434	2	LEHNHOFF	1	SUPPORT	BRACKET	TRAEGER
*	9	3831887	1	3830595	1	SUPPORT	BRACKET	TRAEGER
	10	3830752	3	VOLVO	1	SUPPORT	BRACKET	TRAEGER
	11	652A0003	1-2-3		2	VERROU	LATCH	RIEGEL
	12	652A0004	1-2-3		2	VERROU	LATCH	RIEGEL
	13	4470021	1-3	W12	4	RONDELLE FREIN	LOCK WASHER	FEDERRING

FLÈCHE GRUE
KRANAUSLEGER
CRANE BOOM

- Pour le levage et la manutention, le Mecalac doit être muni de clapets de sécurité.

- For lifting and handling, the Mecalac must be provided with safety valves.

- Zum Anheben und Handling muß der Mecalac mit Sicherheitsventilen ausgestattet werden.

- Para levantamiento y manutention, el Mecalac ha de ser dotado de valvulas de securidad.

- Per il sollevamento e la manutenzione, Mecalac deve essere munito di valvole di securezza.

1	7038008
2	4670004
3	4830005
4	483A0003
5	3831875

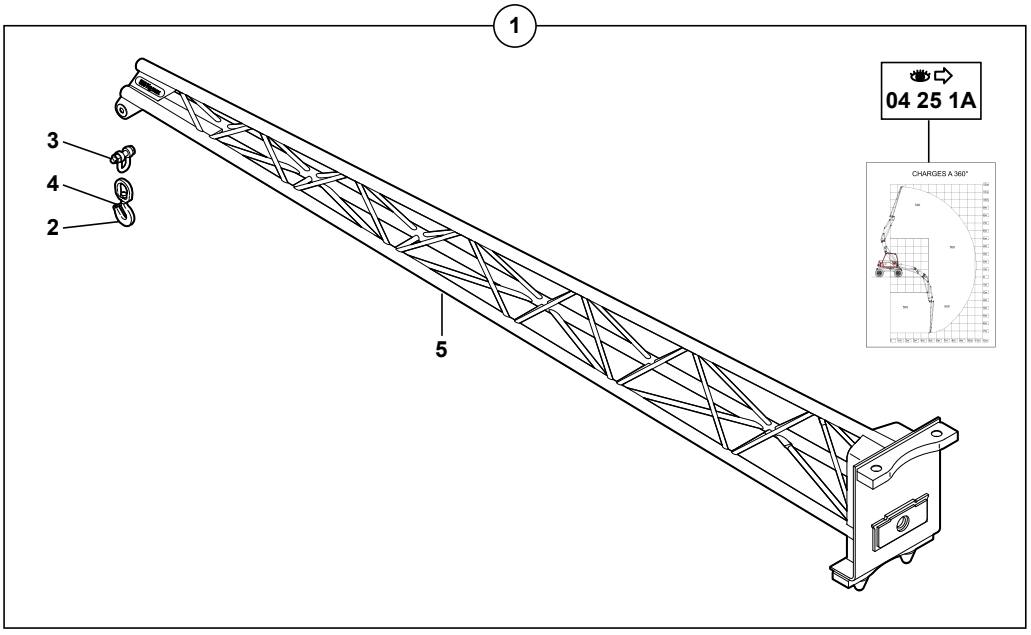

714MW_5400703_06_63_1A.eps

FLECHE GRUE
KRANAUSLEGER
CRANE BOOM

*	1	7038008	500 kg	1	FLECHE GRUE	CRANE BOOM	KRANAUSLEGER
*	1		7030306				
	2	4670004	1	1	MANILLE	SHACKLE	SCHAEKEL
	3	4830005	1	1	CROCHET	HOOK	HAKEN
	4	483A0003	3	1	KIT: LANGUETTE	KIT: TONGUE	BAUSATZ: LASCHE
*	5	3831875	1	1	FLECHE GRUE	CRANE BOOM	KRANAUSLEGER

KIT ADAPTATION (TARIÈRE)
ADAPTATION KIT (AUGER)
ANPASSUNGSKIT (BOHER)

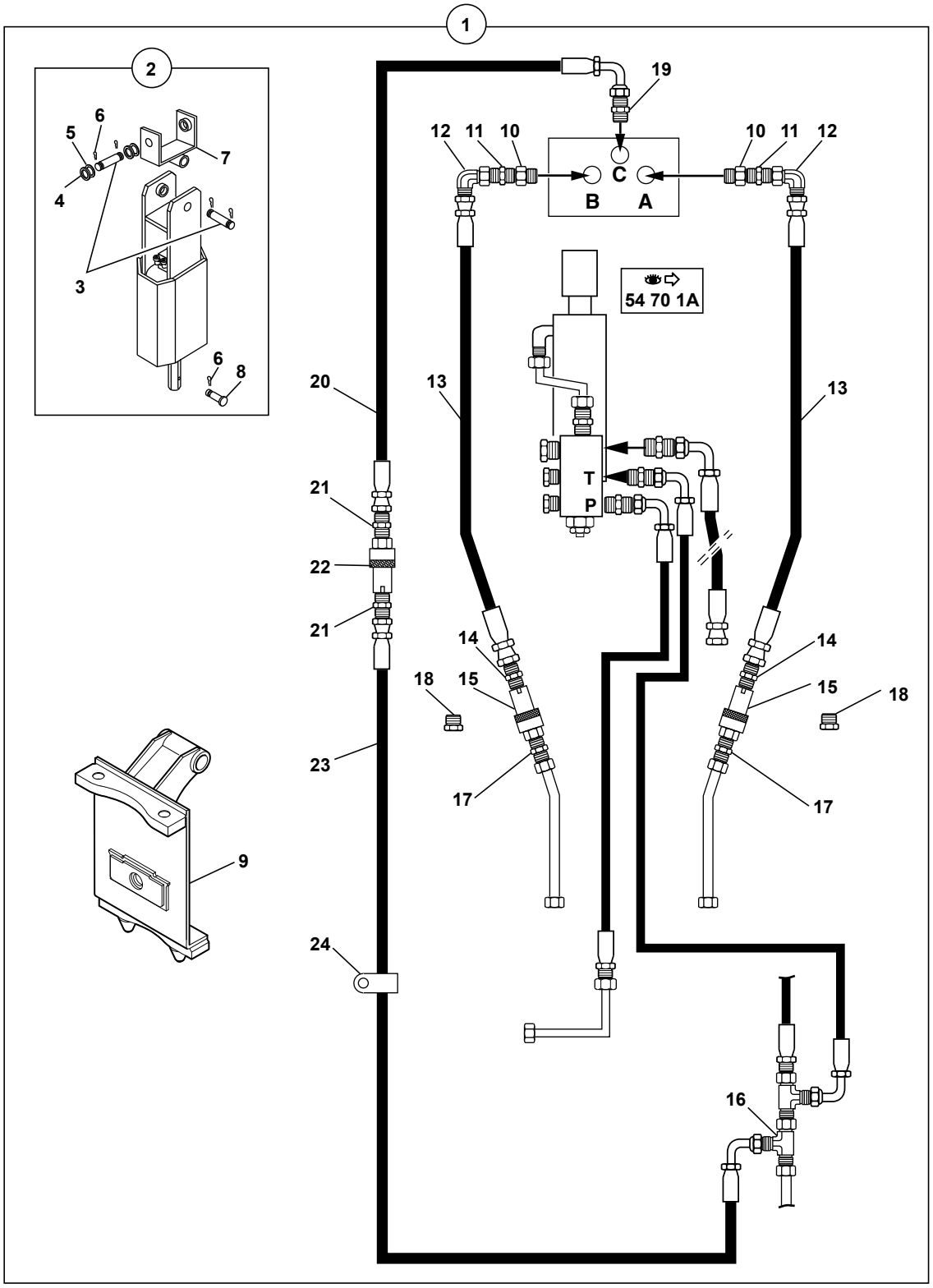

1	6850154
2	4770528
3	5640061
4	5530036
5	3870303
6	4600005
7	3840032
8	5640063
9	3838046
10	4750584
11	4750120
12	4700147
13	4196079
14	4750120
15	4750734
16	4720054
17	4750098
18	4750156
19	4750158
20	4193124
21	4750026
22	4750032
23	4194001
24	4690238

714MW_5400703_06_85_1A.eps

KIT ADAPTATION (TARIERE)
ADAPTATION KIT (AUGER)
ANPASSUNGSKIT (BOHER)

	1	6850154			1	KIT ADAPTATION	ADAPTATION KIT	ANPASSUNGSKIT
	2	4770528	1		1	TARIERE	AUGER	BOHRER
	3	5640061	2		2	AXE	CLEVIS PIN	BOLZEN
	4	5530036	2		2	CALE	SHIM	KEIL
	5	3870303	2		2	CALE	SHIM	KEIL
	6	4600005	2		5	GOUPILLE	PIN	STIFT
	7	3840032	2		1	CARDAN	UNIVERSAL JOINT	GELENKWELLE
	8	5640063	2		1	AXE	CLEVIS PIN	BOLZEN
*	9	3838046	1	3830777	1	PLATINE	ADAPTING PLATE	ANBAUPLATTE
	10	4750584	1		2	ADAPTATEUR	ADAPTOR	ANSCHLUSSTUECK
	11	4750120	1		2	UNION	CONNECTOR	ANSCHLUSSTEIL
	12	4700147	1		2	COUDE	ELBOW	WINKELSTUECK
	13	4196079	1		2	FLEXIBLE	HOSE	SCHLAUCH
	14	4750120	1		2	UNION	CONNECTOR	ANSCHLUSSTEIL
*	15	4750734	1	4750559+4750560	2	COUPLEUR	COUPLER	KUPPLUNGSSTUECK
	16	4720054	1		1	TE	TEE	T STUECK
	17	4750098	1		2	UNION	CONNECTOR	ANSCHLUSSTEIL
	18	4750156	1		2	UNION	CONNECTOR	ANSCHLUSSTEIL
	19	4750158	1		1	UNION	CONNECTOR	ANSCHLUSSTEIL
	20	4193124	1		1	FLEXIBLE	HOSE	SCHLAUCH
	21	4750026	1		2	UNION	CONNECTOR	ANSCHLUSSTEIL
	22	4750032	1		1	COUPLEUR	COUPLER	KUPPLUNGSSTUECK
	23	4194001	1		1	FLEXIBLE	HOSE	SCHLAUCH
	24	4690238	1		1	COLLIER	COLLAR	SCHELLE

CALE DE ROUE
SHIM FOR WHEEL
KEIL FÜR RAD

1	5310007	D-PL
2	5310006	D-PL
3	4380042	
4	4490023	

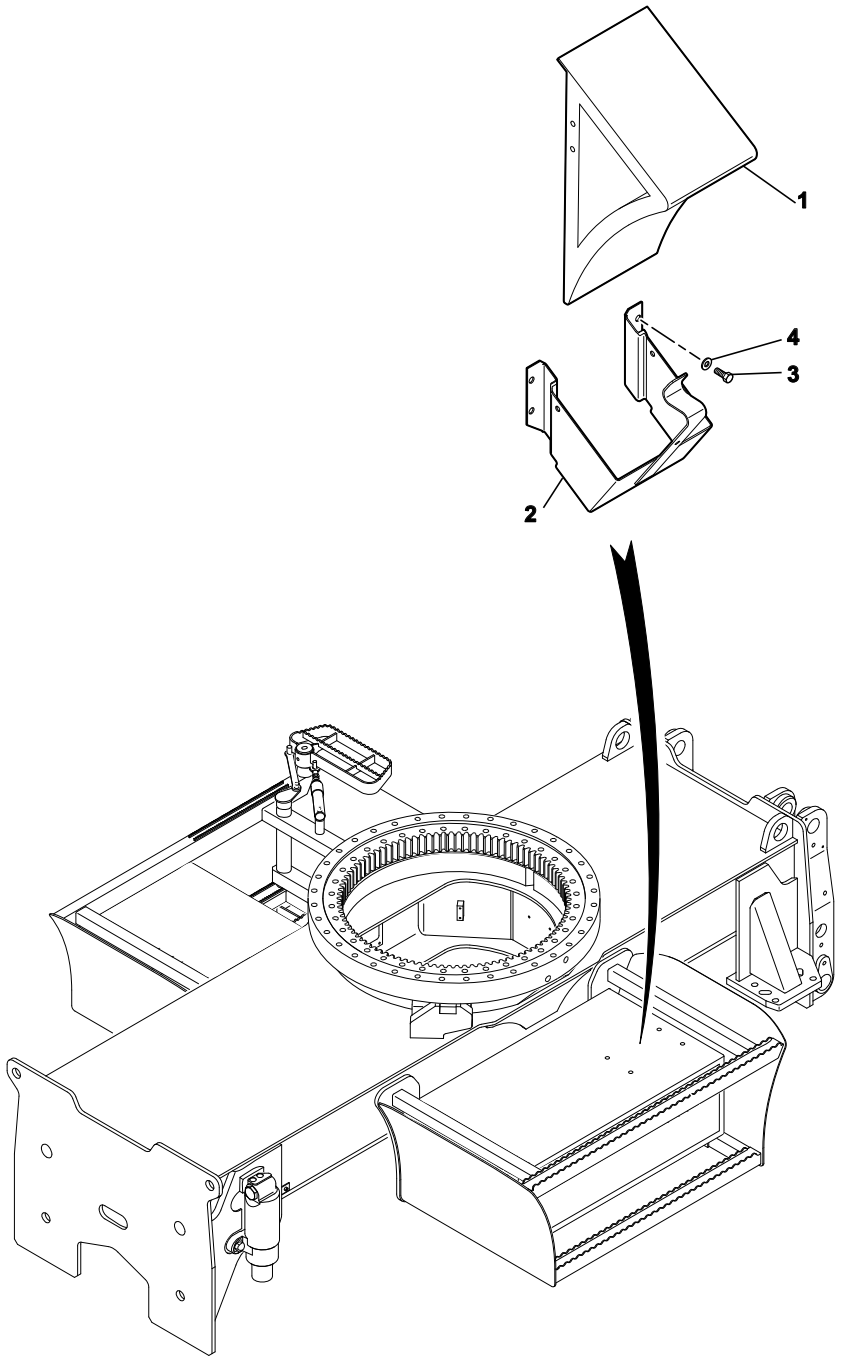

714MW_5400703_06_90_1A.eps

CALE DE ROUE
SHIM FOR WHEEL
KEIL FUER RAD

*	1	5310007	D-PL	1	CALE	SHIM	KEIL
*	2	5310006	D-PL	1	SUPPORT	BRACKET	TRAEGER
	3	4380042	H M8X16	2	VIS	SCREW	SCHRAUBE
	4	4490023	CONTACT LU8	2	RONDELLE	WASHER	UNTERLEGSCHEIBE

POSITION ROUTE
ROAD POSITION
POSITION STRAßE

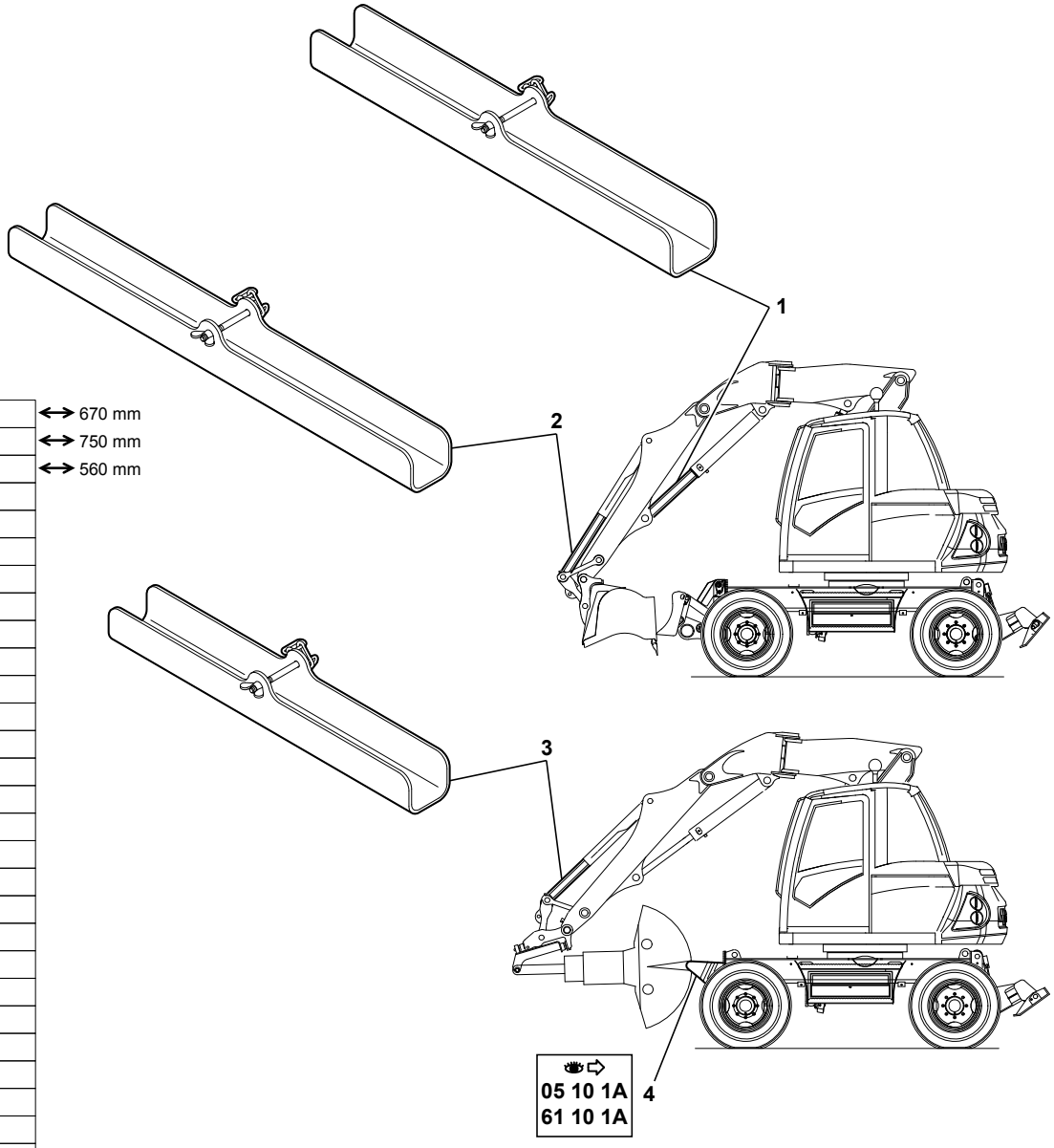

1	3831218	↔ 670 mm
2	3831158	↔ 750 mm
3	3831413	↔ 560 mm
4	K7030113	
5	3831453	
6	4380106	
7	5320045	
8	3830459	
9	3830460	
10	4380045	
11	4460025	
12	4470014	
13	4410016	
14	4380056	

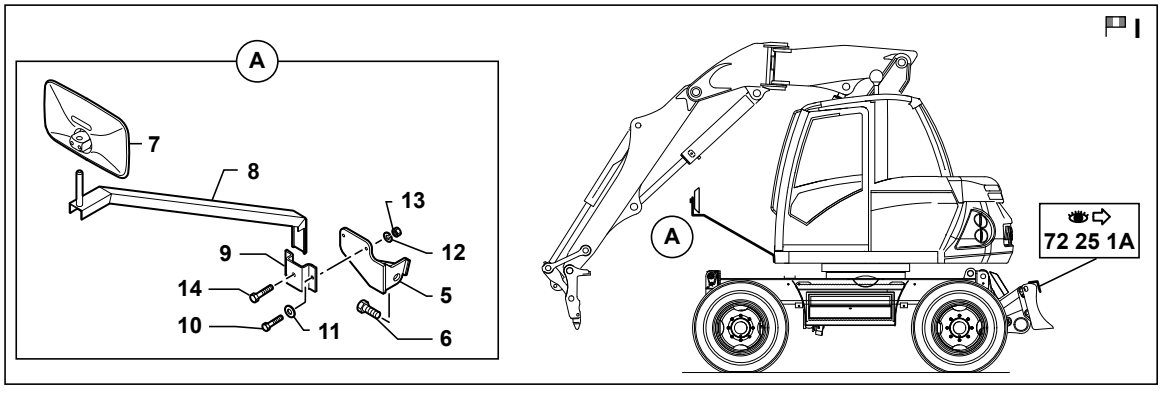

714MW_5400703_06_95_1A.eps

POSITION ROUTE
ROAD POSITION
POSITION STRAßE

1	3831218	⟷ 670 mm	1	FOURREAU	SLEEVE	HUELSE
2	3831158	⟷ 750 mm	1	FOURREAU	SLEEVE	HUELSE
3	3831413	⟷ 560 mm	1	FOURREAU	SLEEVE	HUELSE
4	K7030113		PM	KIT ACCROCHAGE BENNE	KIT FIXING BUCKET	KIT BEFESTIGEN SCHAUFEL
5	3831453	I	1	SUPPORT	BRACKET	TRAEGER
6	4380106	I / H M20X55	1	VIS	SCREW	SCHRAUBE
7	5320045	I	1	ANTEVISEUR	FRONT VIEW MIRROR	VORDERSPIEGEL
8	3830459	I	1	SUPPORT	BRACKET	TRAEGER
9	3830460	I	1	PATTE D'ATTACHE	FASTENING LUGS	BEFESTIGUNGSCHLAUFEN
10	4380045	H M8X30	2	VIS	SCREW	SCHRAUBE
11	4460025	MU8	2	RONDELLE	WASHER	UNTERLEGSCHEIBE
12	4470014	W8	2	RONDELLE FREIN	LOCK WASHER	FEDERRING
13	4410016	H M8	2	ECROU	NUT	MUTTER
14	4380056	H M10X40	1	VIS	SCREW	SCHRAUBE

POSITION ROUTE (PELLE)
ROAD POSITION (EXCAVATOR)
POSITION STRAßE (BAGGER)

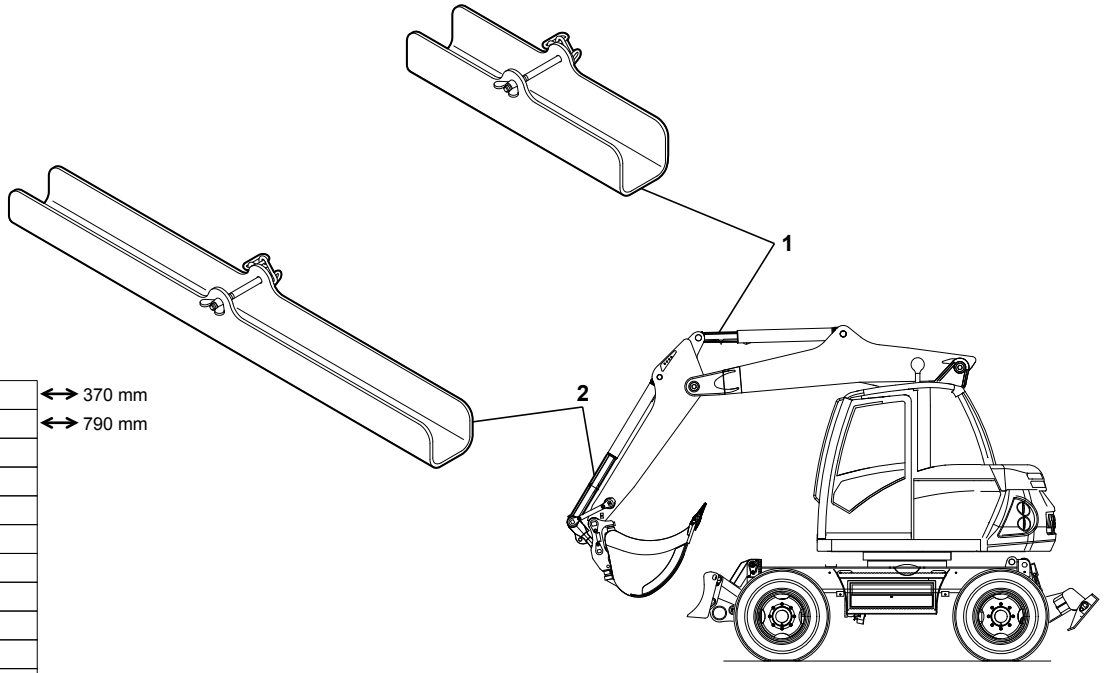

1	3830654	↔ 370 mm
2	3830785	↔ 790 mm
3	K7030113	

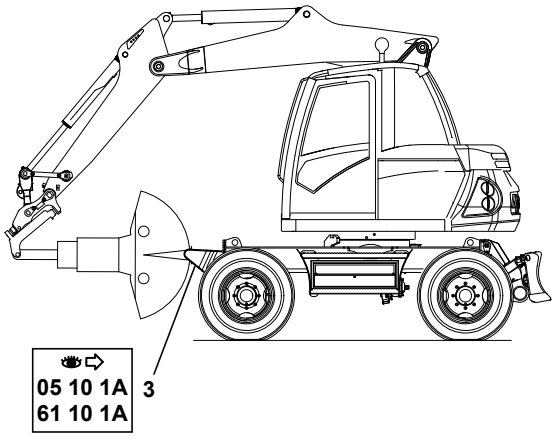

714MW_5400703_06_95_2A.eps

POSITION ROUTE (PELLE)
ROAD POSITION (EXCAVATOR)
POSITION STRAßE (BAGGER)

1 3830654	⟷ 370 mm	1	FOURREAU	SLEEVE	HUELSE
2 3830785	⟷ 790 mm	1	FOURREAU	SLEEVE	HUELSE
3 K7030113		PM	KIT ACCROCHAGE BENNE	KIT FIXING BUCKET	KIT BEFESTIGEN SCHAUFEL

CATALOGUE DE PIECES DE RECHANGE
SPARE PARTS BOOK
ERSATZTEILLISTE



Moteur
Engine
Motor

10

SOMMAIRE
CONTENTS
INHALT

10 MOTEUR THERMIQUE DIESEL ENGINE DIESEL MOTOR

10	10	1A	MOTEUR THERMIQUE DIESEL ENGINE DIESEL MOTOR			M2
10	20	1A	COLLECTEUR ECHAPPEMENT / SILENCIEUX EXHAUST SYSTEM / SILENCER AUSPUFFSYSTEM / AUSPUFFTOPF	→|	80396 -80390	M3
10	20	1B	COLLECTEUR ECHAPPEMENT / SILENCIEUX EXHAUST SYSTEM / SILENCER AUSPUFFSYSTEM / AUSPUFFTOPF	|→	80397 +80390	M3
10	30	1A	FIXATIONS MOTEUR ENGINE FASTENING MOTORBEFESTIGUNG			M3
10	40	1A	FILTRE A AIR AIR CLEANER LUFTFILTER			M3
10	50	1A	ACCOUPLEMENT MOTEUR / POMPE HYDRAULIQUE ENGINE CLUTCH / HYDRAULIC PUMP MOTORKUPPLUNG / HYDRAULISCHE PUMPE			M3
10	60	1A	SYSTEME DE REFROIDISSEMENT COOLING SYSTEM KUEHLERANLAGE	→|	80136 -80122	M2
10	60	1B	SYSTEME DE REFROIDISSEMENT COOLING SYSTEM KUEHLERANLAGE	|→	80137 +80122	M3
10	62	1A	CIRCUIT DE REFROIDISSEMENT COOLING CIRCUIT KUEHLERKREISLAUF			M3
10	65	1A	REFROIDISSEUR (EAU - HUILE - AIR) COOLER (WATER - OIL - AIR) KUEHLER (WASSER - ÖL - LUFT)	→|	80136 -80122	M2
10	65	1B	REFROIDISSEUR (EAU - HUILE - AIR - GASOIL) COOLER (WATER - OIL - AIR - FUEL) KUEHLER (WASSER - ÖL - LUFT - GASÖL)	|→	80137 +80122	M2
10	70	1A	RESERVOIR A GAS-OIL GAS-OIL STORAGE TANK KRAFTSTOFFBEHAELTER	→|	80139	M2
10	70	1B	RESERVOIR A GAS-OIL GAS-OIL STORAGE TANK KRAFTSTOFFBEHAELTER	|→	80140	M3
10	75	1A	CIRCUIT GAS-OIL FUEL CIRCUIT KRAFSTOFFANLAGE	→|	80136 -80122	M3

SOMMAIRE
CONTENTS
INHALT

10 MOTEUR THERMIQUE (suite) | DIESEL ENGINE (continued) | DIESEL MOTOR (Nachste Seite)

10	75	1B	CIRCUIT GAS-OIL FUEL CIRCUIT KRAFSTOFFANLAGE	⟼ 80137 +80122 ⟶| 80396 -80390	M3
10	75	1C	CIRCUIT GAS-OIL FUEL CIRCUIT KRAFSTOFFANLAGE	⟼ 80397 +80390	M3
10	76	1A	OPTION : POMPE ELECTRIQUE (GASOIL) OPTION : ELECTRIC PUMP (DIESEL FUEL) OPTION : ELEKTROPUMPE (GASÖL)		M3

MOTEUR THERMIQUE
MOTEUR THERMIQUE
DIESEL MOTOR

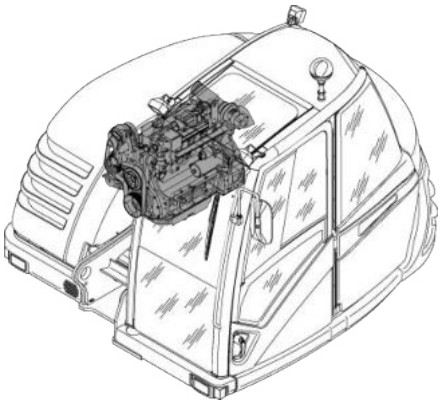

1	5370274
2	537A0231
3	537A0217
4	537A0246
5	537A0233
6	537A0228
7	537A0232
8	NV
9	NV
10	NV
11	537A0230
12	537A0223
13	537A0222
14	537A0225
15	NV
16	NV
17	4690907
18	5820049
19	537A0302
20	537A0310
21	537A0311
22	537A0313
23	537A0312

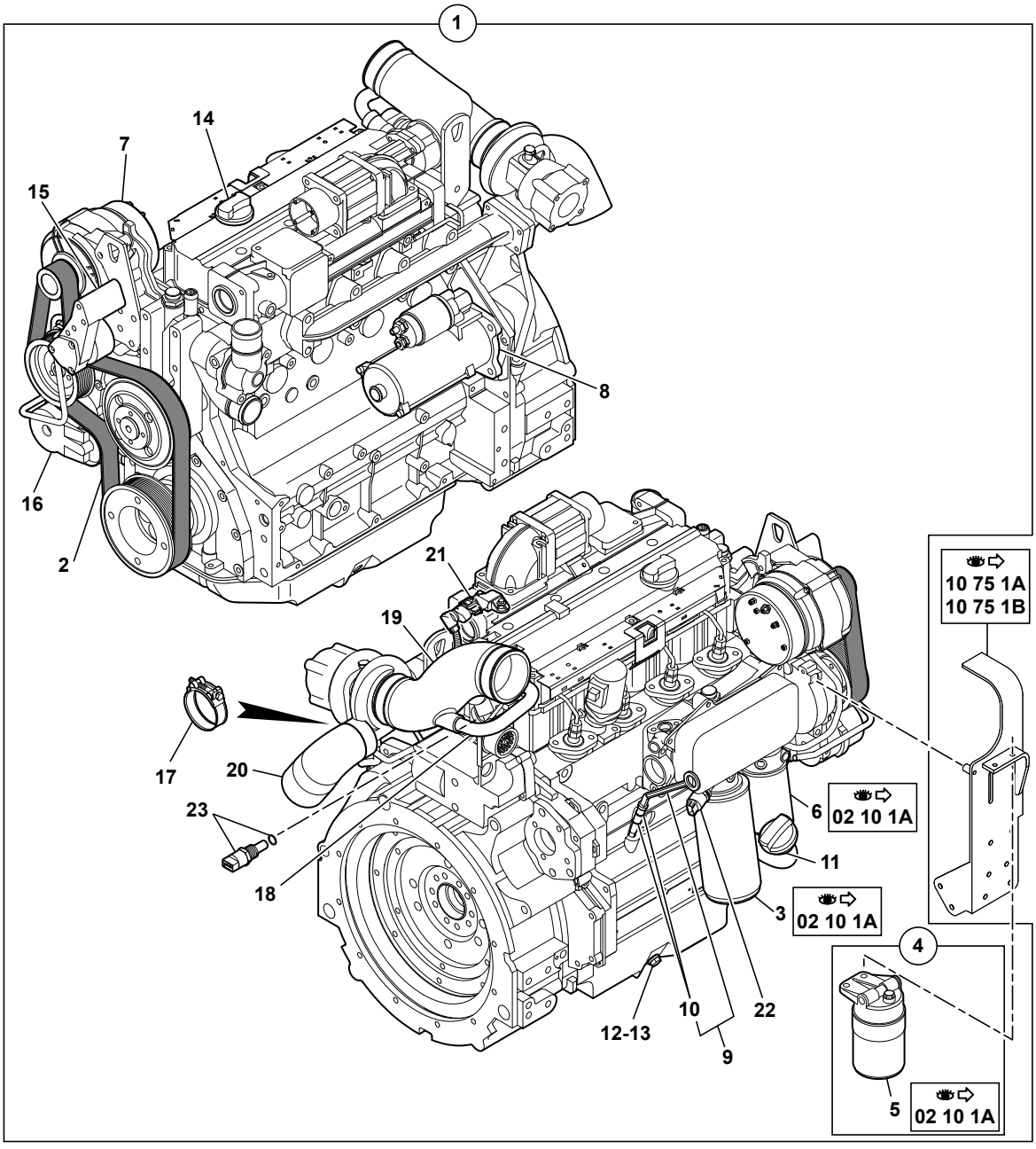

714MW_5400703_10_10_1A.eps

MOTEUR THERMIQUE
DIESEL ENGINE
DIESEL MOTOR

1	5370274			1	MOTEUR EQUIPE	ENGINE EQUIPPED	MOTOR AUSGERUESTET
2	537A0231	1		1	COURROIE	BELT	RIEMEN
3	537A0217	1	02 10 1A	1	FILTRE HUILE	OIL FILTER	OELFILTER
4	537A0246	1		1	PREFILTRE	PRE FILTER	VORFILTER
5	537A0233	4	02 10 1A	1	CARTOUCHE: PREFILTRE (GASOIL)	CARTRIGE: PREFILTER (GASOIL)	EINSATZ: VORFILTER (GASOL)
6	537A0228	1	02 10 1A	1	FILTRE CARBURANT	FUEL FILTER	KRAFTSTOFFILTER
7	537A0232	1		1	ALTERNATEUR	ALTERNATOR	LICHTMASCHINE
8	537A0229	1	NV	1	DEMARREUR	STARTING MOTOR	ANLASSER
9	537A0226	1	NV	1	JAUGE D HUILE	OIL DIPSTICK	OELMESSTAB
10	537A0224	9	NV	2	JOINT TORIQUE	O-RING	O-RING
11	537A0230	1		1	BOUCHON	PLUG	VERSCHL.STOPFEN
12	537A0223	1		2	BOUCHON	PLUG	VERSCHL.STOPFEN
13	537A0222	1		2	BAGUE D'ETANCHEITE	SEAL WASHER	DICHTRING
14	537A0225	1		1	BOUCHON	PLUG	VERSCHL.STOPFEN
15	537A0250	1	NV	1	POMPE CARBURANT	FUEL PUMP	KRAFTSTOFFPUMPE
16	537A0249	1	NV	1	TENDEUR	TENSIONER	SPANNER
17	4690907			1	COLLIER	COLLAR	SCHELLE
18	5820049	1		1	TUBE	TUBE	ROHR
19	537A0302	1		1	DURIT	HOSE	SCHLAUCH
20	537A0310	1		1	DURIT	HOSE	SCHLAUCH
21	537A0311	1		1	SONDE PRESSION AIR	PROBE PRESSURE AIR	SONDE DES LUFTDRUCKS
22	537A0313	1		1	SONDE PRESSION HUILE	PROBE OIL PRESSURE	SONDE OLDRUCK
23	537A0312	1		1	SONDE TEMPERATURE D'EAU	WATER TEMPERATURE PROBE	TEMPERATURFUHLER (WASSER)

COLLECTEUR ECHAPPEMENT / SILENCIEUX
EXHAUST SYSTEM / SILENCER
AUSPUFFSYSTEM / AUSPUFFTOPF

→I 80396&84003
-80390

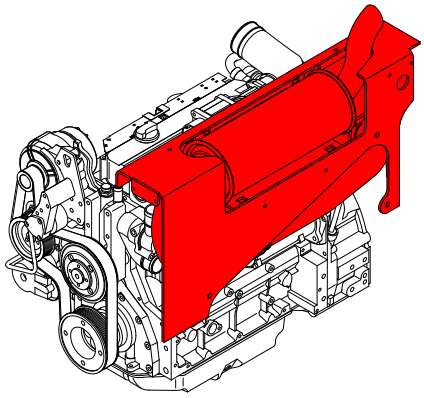

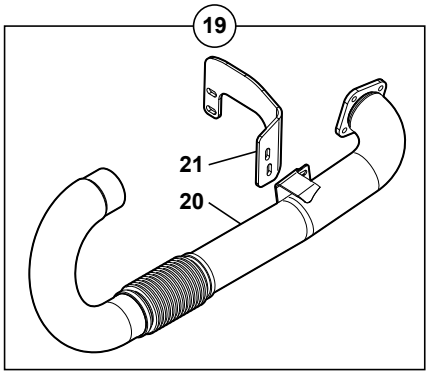

1	3831282
2	4380089
3	4490008
4	4410031
5	5140433
6	5140432 ⇒19
7	4690897
8	4690868
9	4690867
10	4380071
11	4410022
12	4490019
13	4380043
14	4490006
15	5140439
16	5140440
17	4690450
18	537A0309
19	7032065
20	5140520
21	3560858

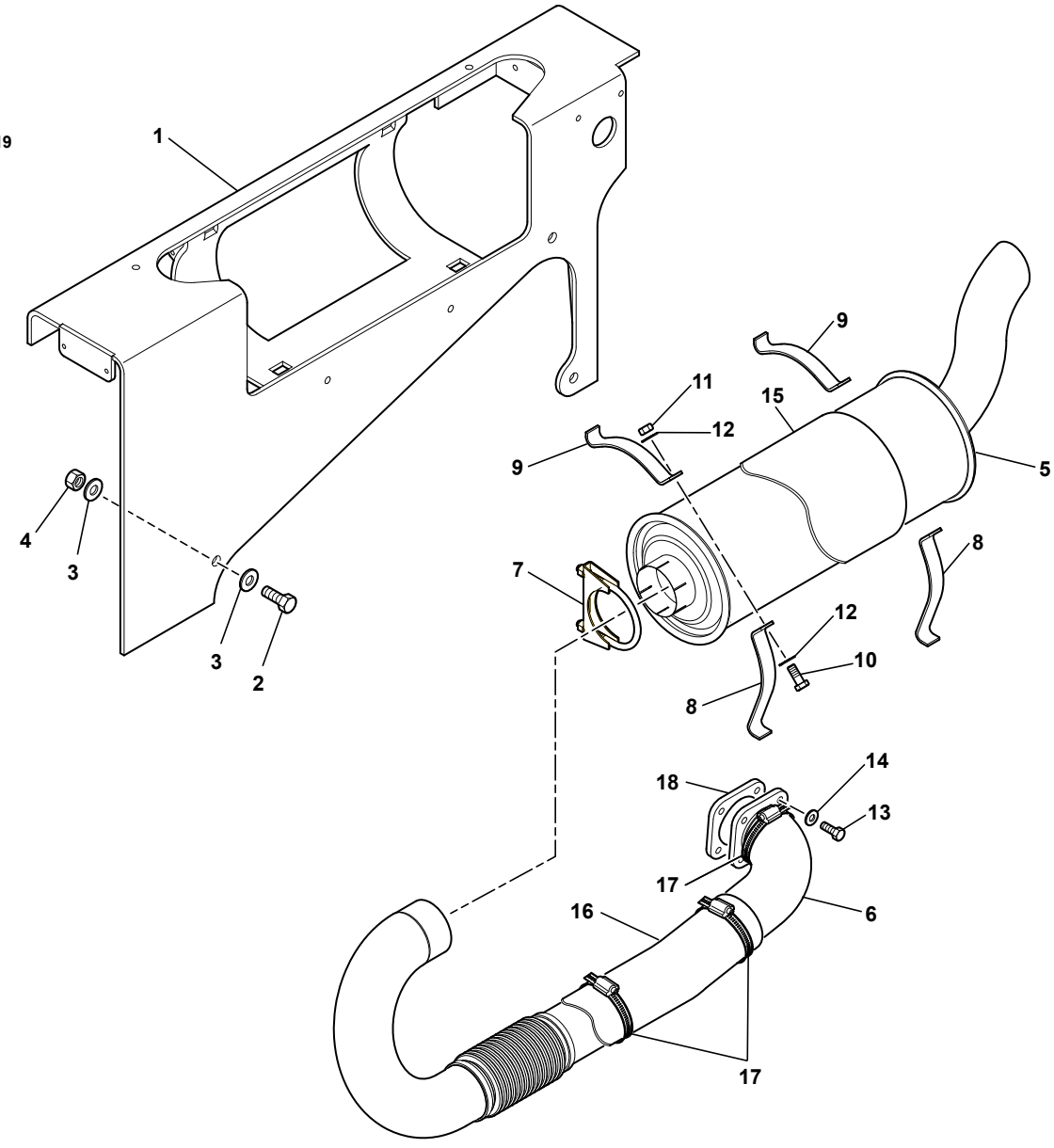

714MW_5400703_10_20_1A.eps

COLLECTEUR ECHAPPEMENT / SILENCIEUX
EXHAUST SYSTEM / SILENCER
AUSPUFFSYSTEM / AUSPUFFTOPF

→ 80396&84003
-80390

	1	3831282			1	SUPPORT	BRACKET	TRAEGER
	2	4380089		H M16X55	3	VIS	SCREW	SCHRAUBE
	3	4490008		CONTACT MU16	6	RONDELLE	WASHER	UNTERLEGSCHEIBE
	4	4410031		H M16	3	ECROU	NUT	MUTTER
	5	5140433			1	ECHAPPEMENT	EXHAUST	AUSPUFF
*	6	5140432		19	1	TUYAU D'ECHAPPEMENT	EXHAUST PIPE	AUSPUFFROHR
	7	4690897			1	COLLIER	COLLAR	SCHELLE
	8	4690868			2	DEMI-BRIDE	HALF-FLANGE	HALBFLANSCHE
	9	4690867			2	DEMI-BRIDE	HALF-FLANGE	HALBFLANSCHE
	10	4380071		H M12X45	2	VIS	SCREW	SCHRAUBE
	11	4410022		H M12	2	ECROU	NUT	MUTTER
	12	4490019		CONTACT MU12	4	RONDELLE	WASHER	UNTERLEGSCHEIBE
	13	4380043		H M8x20	4	VIS	SCREW	SCHRAUBE
	14	4490006		CONTACT MU8	4	RONDELLE	WASHER	UNTERLEGSCHEIBE
	15	5140439			1	ISOLANT	INSULATION	ISOLIERUNG
	16	5140440			1	ISOLANT	INSULATION	ISOLIERUNG
	17	4690450			3	COLLIER	COLLAR	SCHELLE
	18	537A0309			1	JOINT	SEAL	DICHTRING
*	19	7032065			1	ECHAPPEMENT (JEU)	EXHAUST (KIT)	AUSPUFF BAUSATZ
*	20	5140520	19		1	TUYAU D'ECHAPPEMENT	EXHAUST PIPE	AUSPUFFROHR
*	21	3560858	19		1	EQUERRE	ANGLE	WINKEL

COLLECTEUR ECHAPPEMENT / SILENCIEUX
EXHAUST SYSTEM / SILENCER
AUSPUFFSYSTEM / AUSPUFFTOPF

⟼ 80397&84004
+80390

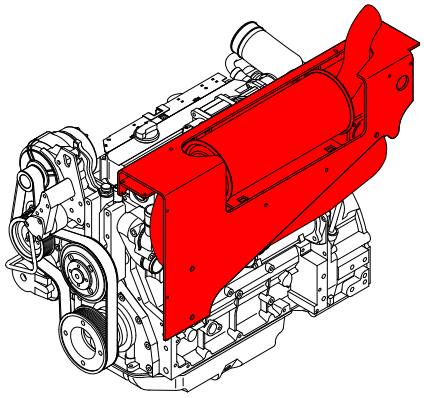

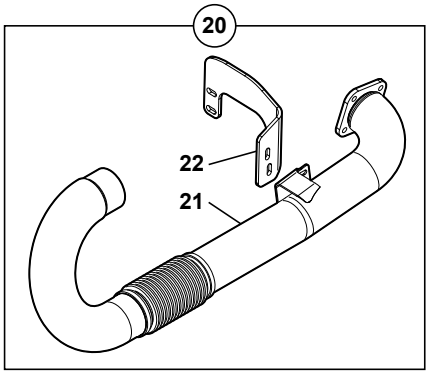

1	3831797
2	4380089
3	4490008
4	4410031
5	5140433
6	5140432 ⇒ 20
7	4690897
8	4690868
9	4690867
10	4380071
11	4410022
12	4490019
13	4380043
14	4490006
15	5140439
16	5140440
17	4690450
18	537A0309
19	4690906
20	7032065
21	5140520
22	3560858

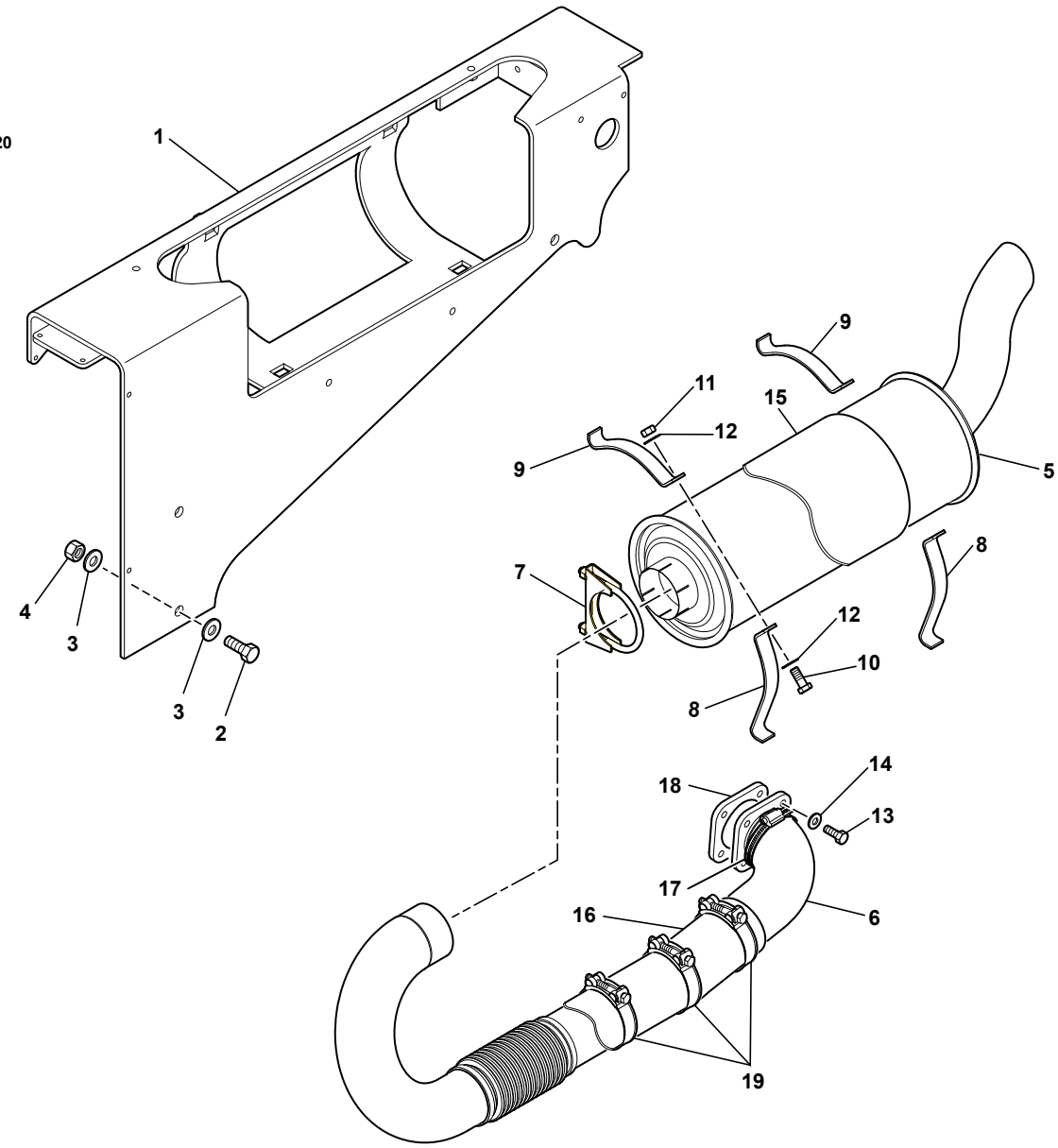

714MW_5400703_10_20_1B.eps

COLLECTEUR ECHAPPEMENT / SILENCIEUX
EXHAUST SYSTEM / SILENCER
AUSPUFFSYSTEM / AUSPUFFTOPF

→ 80397&84004
+80390

	1	3831797		1	SUPPORT	BRACKET	TRAEGER
	2	4380089	H M16X55	3	VIS	SCREW	SCHRAUBE
	3	4490008	CONTACT MU16	6	RONDELLE	WASHER	UNTERLEGSCHEIBE
	4	4410031	H M16	3	ECROU	NUT	MUTTER
	5	5140433		1	ECHAPPEMENT	EXHAUST	AUSPUFF
*	6	5140432	20	1	TUYAU D'ECHAPPEMENT	EXHAUST PIPE	AUSPUFFROHR
	7	4690897		1	COLLIER	COLLAR	SCHELLE
	8	4690868		2	DEMI-BRIDE	HALF-FLANGE	HALBFLANSCHE
	9	4690867		2	DEMI-BRIDE	HALF-FLANGE	HALBFLANSCHE
	10	4380071	H M12X45	2	VIS	SCREW	SCHRAUBE
	11	4410022	H M12	2	ECROU	NUT	MUTTER
	12	4490019	CONTACT MU12	4	RONDELLE	WASHER	UNTERLEGSCHEIBE
	13	4380043	H M8x20	4	VIS	SCREW	SCHRAUBE
	14	4490006	CONTACT MU8	4	RONDELLE	WASHER	UNTERLEGSCHEIBE
	15	5140439		1	ISOLANT	INSULATION	ISOLIERUNG
	16	5140440		1	ISOLANT	INSULATION	ISOLIERUNG
	17	4690450		1	COLLIER	COLLAR	SCHELLE
	18	537A0309		1	JOINT	SEAL	DICHTRING
	19	4690906		3	COLLIER	COLLAR	SCHELLE
*	20	7032065		1	ECHAPPEMENT (JEU)	EXHAUST (KIT)	AUSPUFF BAUSATZ
*	21	5140520	20	1	TUYAU D'ECHAPPEMENT	EXHAUST PIPE	AUSPUFFROHR
*	22	3560858	20	1	EQUERRE	ANGLE	WINKEL

FIXATIONS MOTEUR
ENGINE FASTENING
MOTORBEFESTIGUNG

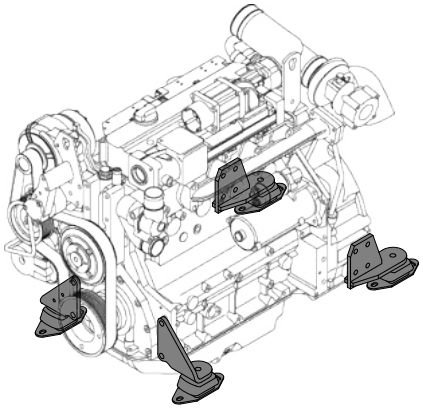

1	3620259	◀
2	3620260	▶
3	3831655	▶
4	4290040	
5	4490019	
6	4380070	→I 80396 -80390
	4380069	I→ 80397 +80390
7	4380090	→I 80396 -80390
	4380095	I→ 80397 +80390
8	4380095	
9	4490008	
10	4410022	
11	4460043	◀
12	5140275	
13	3831656	

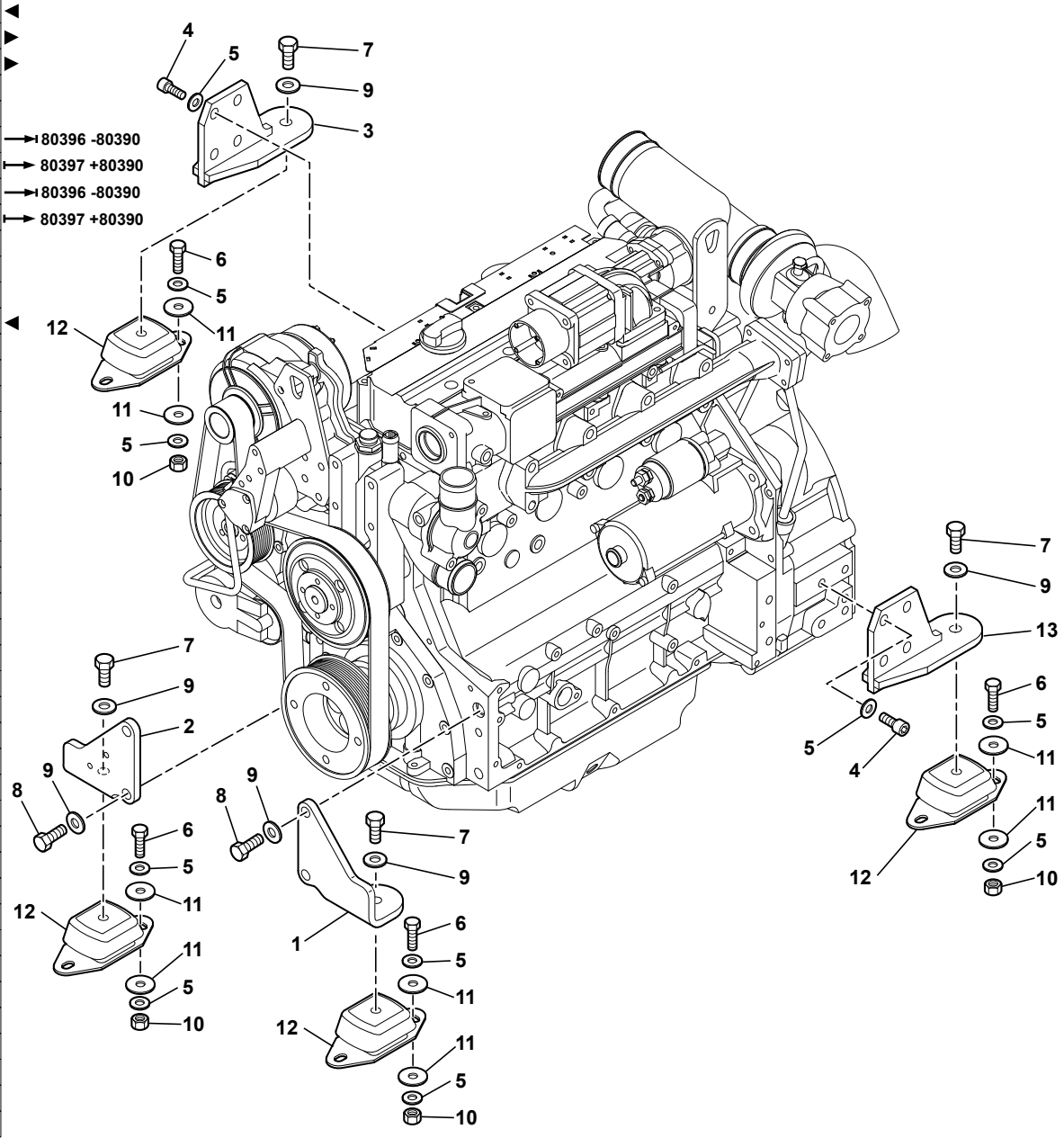

714MW_5400703_10_30_1A.eps

FIXATIONS MOTEUR
ENGINE FASTENING
MOTORBEFESTIGUNG

	1	3620259	◀	1	SUPPORT MOTEUR	ENGINE CARRIER	MOTORTRAEGER
	2	3620260	▶	1	SUPPORT MOTEUR	ENGINE CARRIER	MOTORTRAEGER
	3	3831655	●○ 3831228	1	SUPPORT MOTEUR	ENGINE CARRIER	MOTORTRAEGER
	4	4290040	CHc M12X30	8	VIS	SCREW	SCHRAUBE
	5	4490019	CONTACT MU12	24	RONDELLE	WASHER	UNTERLEGSCHEIBE
*	6	4380070	H M12X40	8	VIS	SCREW	SCHRAUBE
*	6		→| 80396 -80390				
*	6	4380069	H M12X35	8	VIS	SCREW	SCHRAUBE
*	6		|→ 80397 +80390				
*	7	4380090	H M16X35	4	VIS	SCREW	SCHRAUBE
*	7		→| 80396 -80390				
*	7	4380095	H M16X40	4	VIS	SCREW	SCHRAUBE
*	7		|→ 80397 +80390				
	8	4380095	H M16X40	4	VIS	SCREW	SCHRAUBE
	9	4490008	CONTACT MU16	8	RONDELLE	WASHER	UNTERLEGSCHEIBE
	10	4410022	H M12	8	ECROU	NUT	MUTTER
	11	4460043	LL12U	16	RONDELLE	WASHER	UNTERLEGSCHEIBE
	12	5140275		4	SUSPENSION	SUSPENSION	AUFHAENGUNG
	13	3831656	●○ 3831228	1	SUPPORT MOTEUR	ENGINE CARRIER	MOTORTRAEGER

FILTRE A AIR
AIR CLEANER
LUFTFILTER

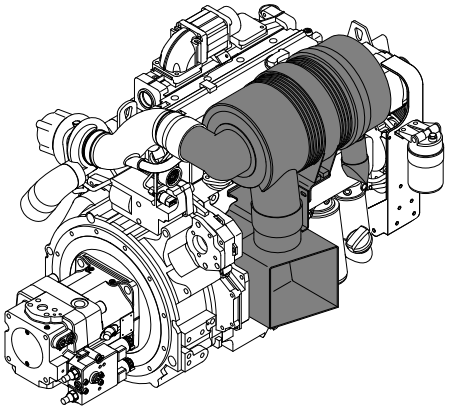

1	3630455
2	3831445 → 80134
	3831455 → 80135
3	4050020
4	4199234
5	4199277
6	5600224
7	5130080
8	4380043
9	4380045
10	4380054
11	4410016
12	4460034
13	4490006
14	4690142
15	4690765
16	4690853
17	6050142
18	605A0022
19	605A0021

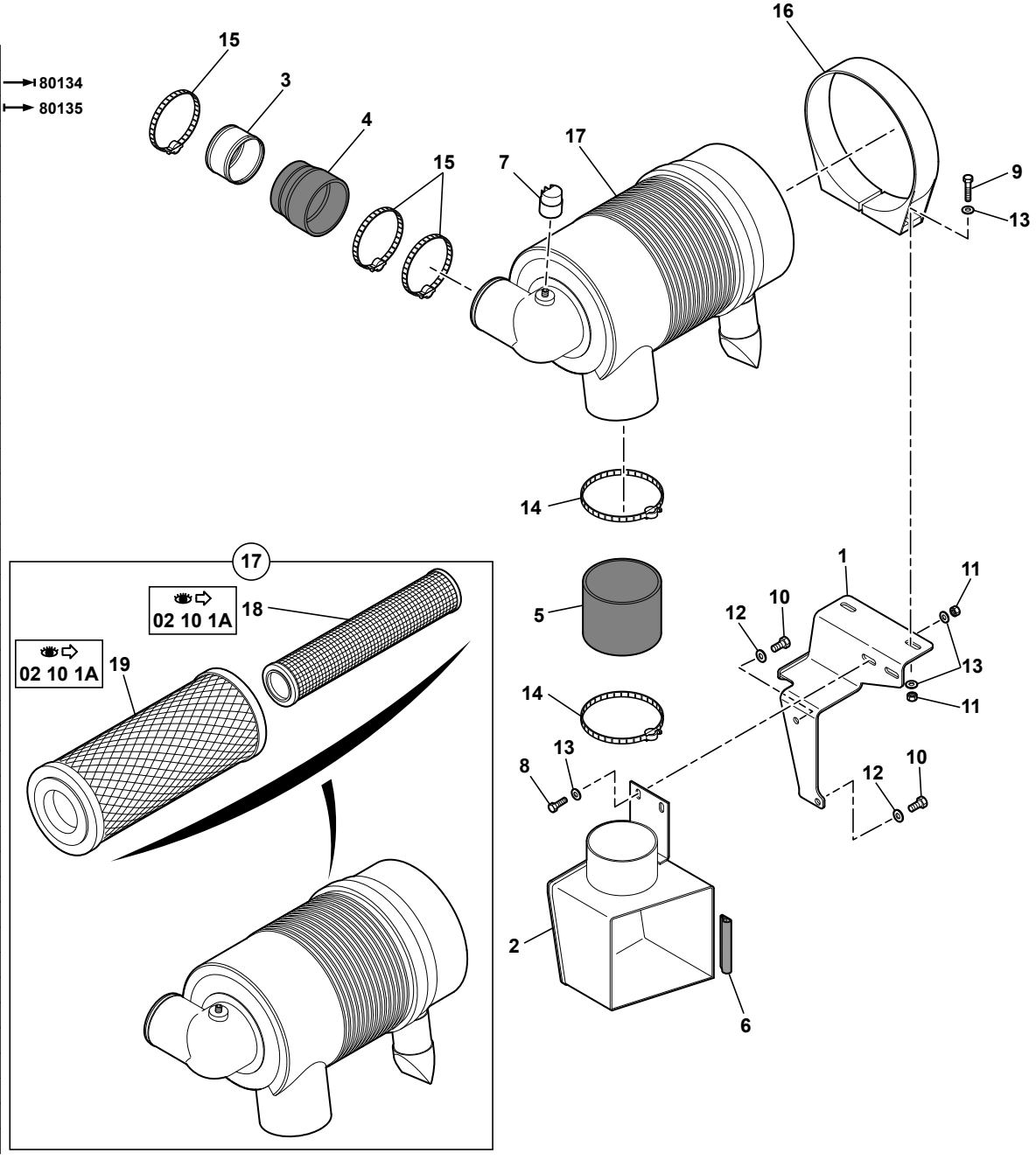

714MW_5400703_10_40_1A.eps

FILTRE A AIR
AIR CLEANER
LUFTFILTER

1	3630455		●○ 3831254	1	SUPPORT: FILTRE A AIR/GASOIL	BRACKET: AIR FILTER/ GASOIL	TRAEGER: LUFTFILTER/ GASOL
2	3831445		→I 80134	1	BOÎTE D'ASPIRATION	BOX OF ASPIRATION	KISTE DER LUFT-ASPIRATION
2			●○ 3831315				
2	3831455		I→ 80135		BOÎTE D'ASPIRATION	BOX OF ASPIRATION	KISTE DER LUFT-ASPIRATION
3	4050020			1	TUBE	TUBE	ROHR
4	4199234			1	DURIT	HOSE	SCHLAUCH
5	4199277			1	DURIT	HOSE	SCHLAUCH
* 6	5600224		●○ 5600153	1	JOINT	SEAL	DICHTRING
7	5130080			1	INDICATEUR	INDICATOR	ANZEIGER
8	4380043		H M8x20	2	VIS	SCREW	SCHRAUBE
9	4380045		H M8X30	2	VIS	SCREW	SCHRAUBE
10	4380054		H M10X20	2	VIS	SCREW	SCHRAUBE
11	4410016		H M8	4	ECROU	NUT	MUTTER
12	4460034		MU10	2	RONDELLE	WASHER	UNTERLEGSCHEIBE
13	4490006		CONTACT MU8	8	RONDELLE	WASHER	UNTERLEGSCHEIBE
14	4690142			2	COLLIER	COLLAR	SCHELLE
15	4690765			3	COLLIER	COLLAR	SCHELLE
16	4690853			1	COLLIER	COLLAR	SCHELLE
17	6050142			1	FILTRE A AIR	AIR FILTER	LUFTFILTER
18	605A0022	17	02 10 1A	1	CARTOUCHE INTERNE	INTERNAL CARTRIDGE	INTERNE EINSATZ
19	605A0021	17	02 10 1A	1	CARTOUCHE EXTERNE	EXTERNAL CARTRIDGE	EXTERNE EINSATZ

ACCOUPLEMENT MOTEUR / POMPE HYDRAULIQUE
ENGINE CLUTCH / HYDRAULIC PUMP
MOTORKUPPLUNG / HYDRAULISCHE PUMPE

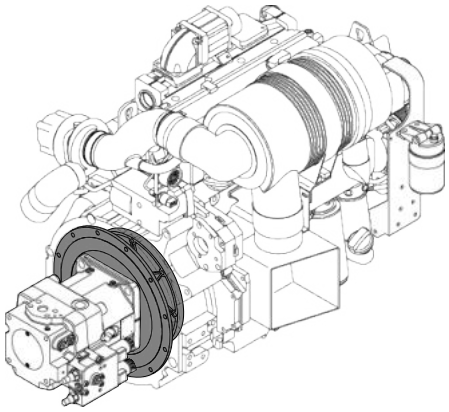

1	5010071
2	5010113
3	4290088
4	4380052
5	4460034
6	4380060
7	4690844
8	4691037 → 80397&84004 +80390
9	5010151
10	5010148

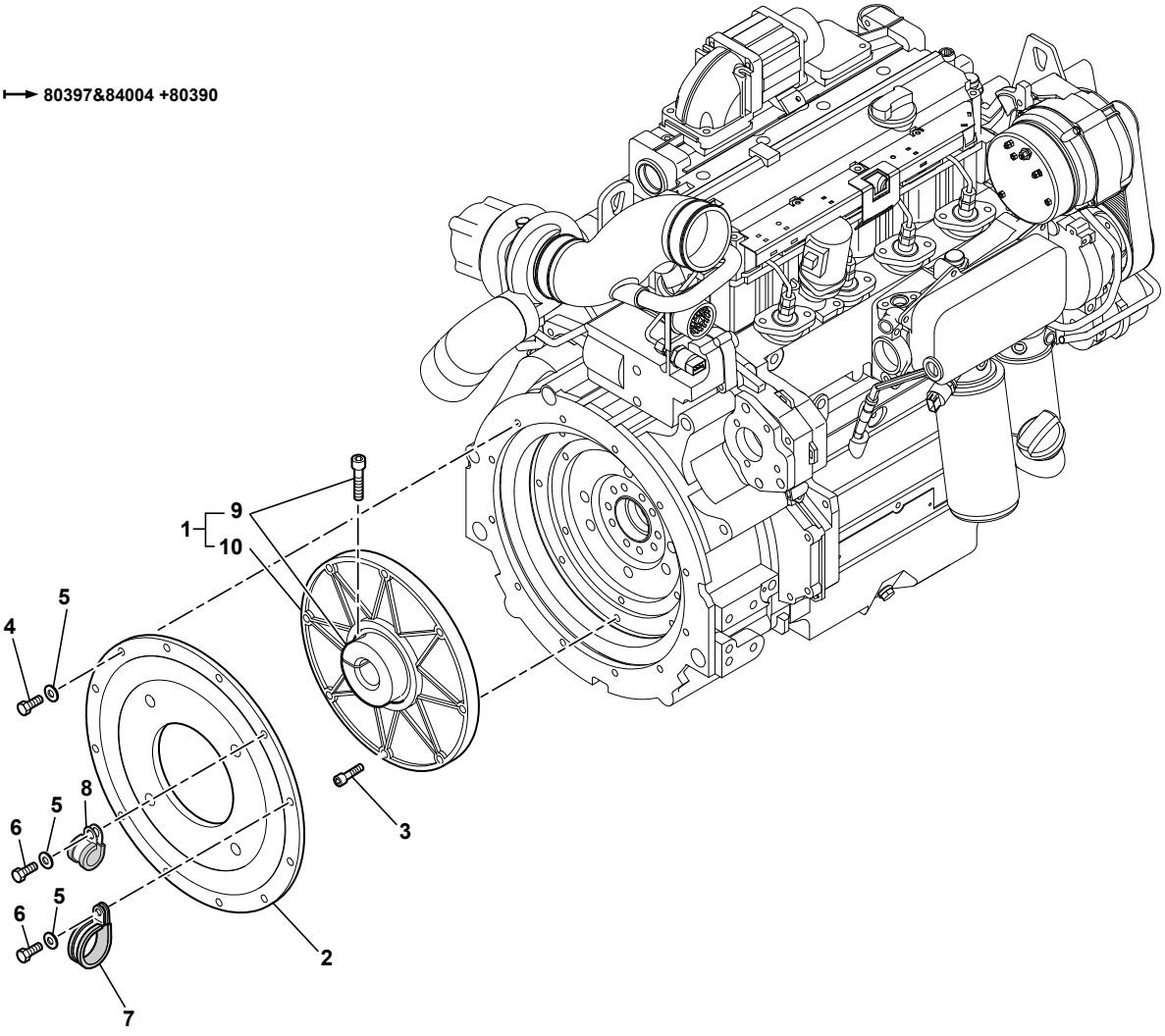

714MW_5400703_10_50_1A.eps

ACCOUPLEMENT MOTEUR / POMPE HYDRAULIQUE
ENGINE CLUTCH / HYDRAULIC PUMP
MOTORKUPPLUNG / HYDRAULISCHE PUMPE

	1	5010071			1	ACCOUPLEMENT	COUPLING	KUPPLUNG
	2	5010113			1	FLASQUE	FLANGE	FLANSCH
	3	4290088		CHc M10x35	8	VIS	SCREW	SCHRAUBE
	4	4380052		H M10X25	11	VIS	SCREW	SCHRAUBE
	5	4460034		MU10	12	RONDELLE	WASHER	UNTERLEGSCHEIBE
	6	4380060		H M10X35	1	VIS	SCREW	SCHRAUBE
	7	4690844			1	COLLIER	COLLAR	SCHELLE
	8	4691037		⟼ 80397&84004	1	COLLIER	COLLAR	SCHELLE
	8			+80390				
*	9	5010151	1		1	MOYEU	HUB	NABE
*	10	5010148	1		1	FLASQUE	FLANGE	FLANSCH

SYSTEME DE REFROIDISSEMENT
COOLING SYSTEM
KÜHLERANLAGE

→ 80136 -80122

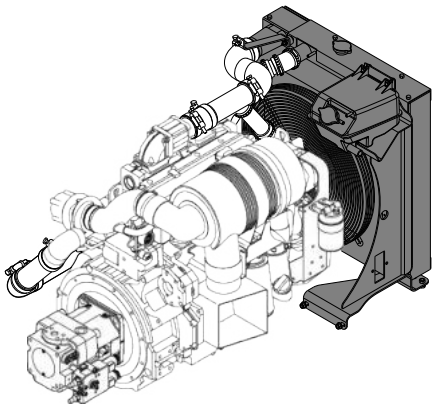



2	3680130
3	3831278
4	4290019
6	5320086
7	4740232
8	5140057
9	4380043
10	4380045
11	4380055
12	4410020
13	4490010
14	4460025
15	4380054
16	4410016
17	4490023
18	4490006
19	4199312
20	4199284
21	4199285
22	4199286
23	4690614
24	4690786
25	4750695
26	232A0001
27	K7032020
28	532A0001

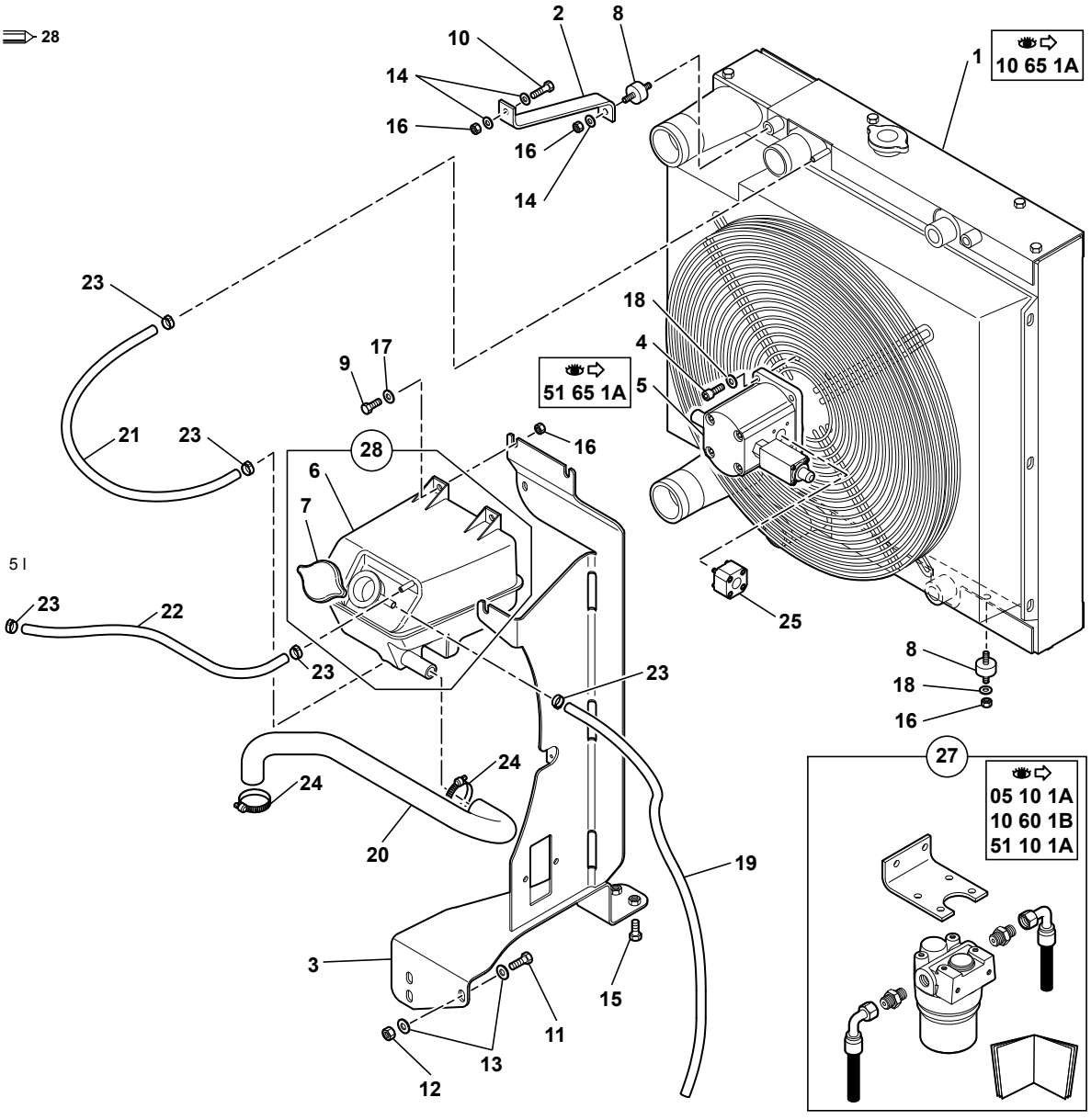

714MW_5400703_10_60_1A.eps

SYSTEME DE REFROIDISSEMENT
COOLING SYSTEM
KUEHLERANLAGE

→I 80136 -80122

1			10 65 1A	1	BLOC RADIATEUR	RADIATOR BLOCK	KUEHLERBLOCK
2	3680130			1	SUPPORT	BRACKET	TRAEGER
3	3831278			1	SUPPORT	BRACKET	TRAEGER
4	4290019		CHC M8X30	4	VIS	SCREW	SCHRAUBE
5			51 65 1A	1	MOTEUR HYDRAULIQUE	HYDRAULIC MOTOR	HYDROMOTOR
6	5320086	28	28	1	VASE D'EXPANSION	EXPANSION BOTTLE	EXPANSIONSGEFASSES
7	4740232	28		1	BOUCHON	PLUG	VERSCHL.STOPFEN
8	5140057			4	SUSPENSION	SUSPENSION	ABFEDERUNG
9	4380043		H M8x20	3	VIS	SCREW	SCHRAUBE
10	4380045		H M8X30	1	VIS	SCREW	SCHRAUBE
11	4380055		H M10X30	2	VIS	SCREW	SCHRAUBE
12	4410020		HM10	2	ECROU	NUT	MUTTER
13	4490010		CONTACT LU10	6	RONDELLE	WASHER	UNTERLEGSCHEIBE
14	4460025		MU8	5	RONDELLE	WASHER	UNTERLEGSCHEIBE
15	4380054		H M10X20	2	VIS	SCREW	SCHRAUBE
16	4410016		H M8	8	ECROU	NUT	MUTTER
17	4490023		CONTACT LU8	4	RONDELLE	WASHER	UNTERLEGSCHEIBE
18	4490006		CONTACT MU8	7	RONDELLE	WASHER	UNTERLEGSCHEIBE
19	4199312			1	DURIT	HOSE	SCHLAUCH
20	4199284		Ø 22	1	DURIT	HOSE	SCHLAUCH
21	4199285		Ø 8	1	DURIT	HOSE	SCHLAUCH
22	4199286		Ø 8	1	DURIT	HOSE	SCHLAUCH
23	4690614			5	COLLIER	COLLAR	SCHELLE
24	4690786			2	COLLIER	COLLAR	SCHELLE
25	4750695			1	BRIDE	FLANGE	FLANSCH
26	232A0001		02 30 1A / 5L	PM	LIQUIDE DE REFROIDISSEMENT	LIQUID OF COOLING	ABKUHLFLUSSIGKEIT
27	K7032020		05 10 1A	PM	KIT FILTRE	KIT FILTERS	BAUSATZ FILTER
27			10 60 1B				
27			51 10 1A				
28	532A0001			1	VASE D'EXPANSION + BOUCHON	EXPANSION BOTTLE + PLUG	EXPANSIONSGEFASSES + STOPFEN

SYSTEME DE REFROIDISSEMENT
COOLING SYSTEM
KÜHLERANLAGE

→ 80137 +80122

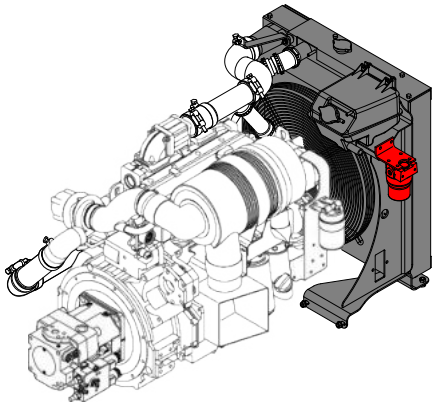

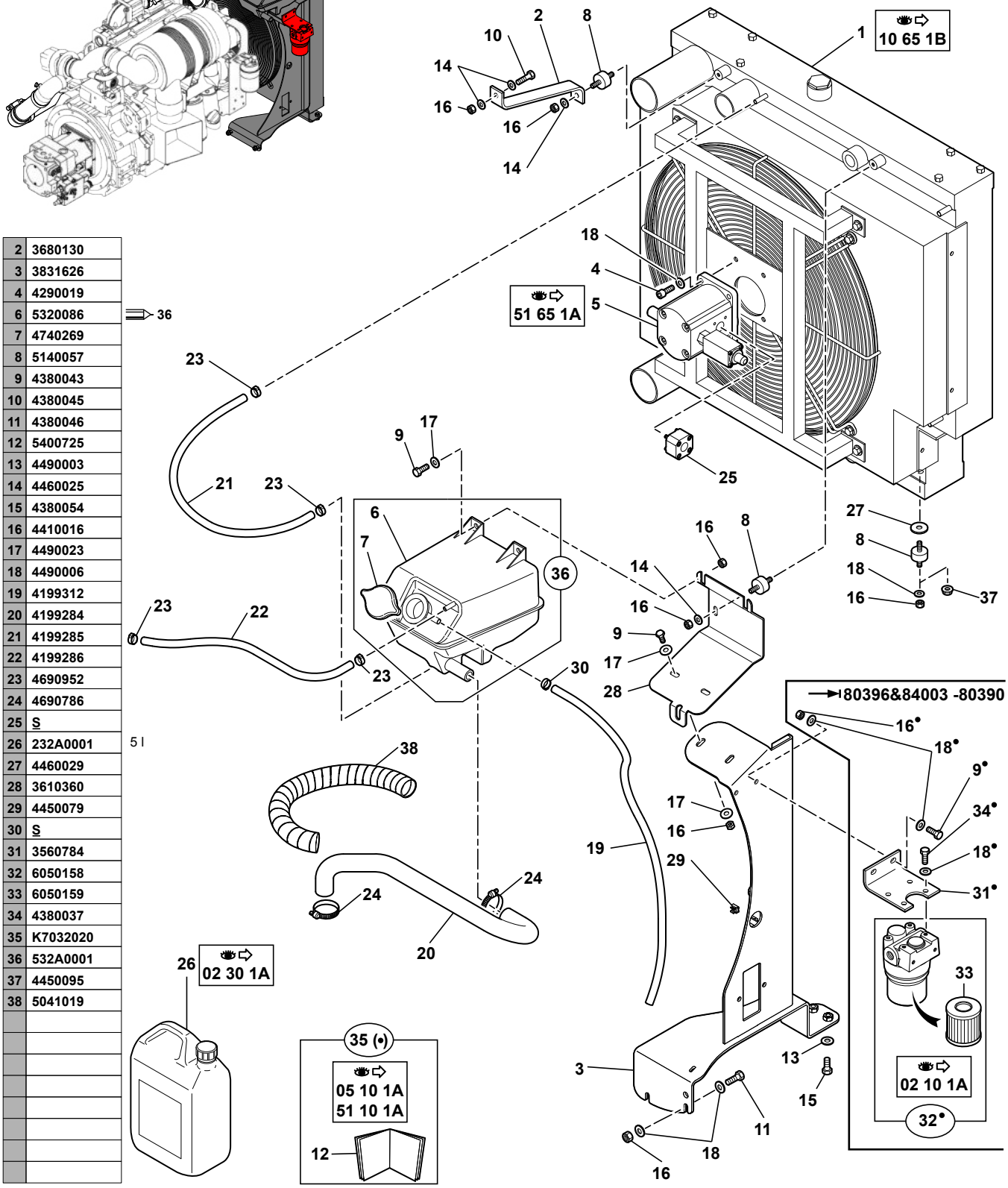

2	3680130
3	3831626
4	4290019
6	5320086
7	4740269
8	5140057
9	4380043
10	4380045
11	4380046
12	5400725
13	4490003
14	4460025
15	4380054
16	4410016
17	4490023
18	4490006
19	4199312
20	4199284
21	4199285
22	4199286
23	4690952
24	4690786
25	S
26	232A0001
27	4460029
28	3610360
29	4450079
30	S
31	3560784
32	6050158
33	6050159
34	4380037
35	K7032020
36	532A0001
37	4450095
38	5041019

714MW_5400703_10_60_1B.eps

SYSTEME DE REFROIDISSEMENT
COOLING SYSTEM
KUEHLERANLAGE

→ 80137 +80122

1			10 65 1B	1	BLOC RADIATEUR	RADIATOR BLOCK	KUEHLERBLOCK
2	3680130			1	SUPPORT	BRACKET	TRAEGER
3	3831626		3831428	1	MONTANT	UPRIGHT	PFOSTEN
4	4290019		CHC M8X30	4	VIS	SCREW	SCHRAUBE
5			51 65 1A	1	MOTEUR HYDRAULIQUE	HYDRAULIC MOTOR	HYDROMOTOR
6	5320086	36	36	1	VASE D'EXPANSION	EXPANSION BOTTLE	EXPANSIONSGEFASSES
7	4740269	36	4740232 / 1.05 bar	1	BOUCHON	PLUG	VERSCHL.STOPFEN
8	5140057			4	SUSPENSION	SUSPENSION	ABFEDERUNG
9	4380043		H M8X20	7	VIS	SCREW	SCHRAUBE
10	4380045		H M8X30	1	VIS	SCREW	SCHRAUBE
11	4380046		H M8X35	2	VIS	SCREW	SCHRAUBE
12	5400725	35		1	PLAN DE MONTAGE	MOUNTING DRAWING	MONTAGE ZEICHNUNG
13	4490003		CONTACT MU10	2	RONDELLE	WASHER	UNTERLEGSCHEIBE
14	4460025		MU8	5	RONDELLE	WASHER	UNTERLEGSCHEIBE
15	4380054		H M10X20	2	VIS	SCREW	SCHRAUBE
16	4410016		H M8	14	ECROU	NUT	MUTTER
17	4490023		CONTACT LU8	8	RONDELLE	WASHER	UNTERLEGSCHEIBE
18	4490006		CONTACT MU8	19	RONDELLE	WASHER	UNTERLEGSCHEIBE
19	4199312			1	DURIT	HOSE	SCHLAUCH
20	4199284		Ø 22	1	DURIT	HOSE	SCHLAUCH
21	4199285		Ø 8	1	DURIT	HOSE	SCHLAUCH
22	4199286		Ø 8	1	DURIT	HOSE	SCHLAUCH
23	4690952		4690614	4	COLLIER	COLLAR	SCHELLE
24	4690786			2	COLLIER	COLLAR	SCHELLE
25	4750695		S	1	BRIDE	FLANGE	FLANSCH
26	232A0001		02 30 1A / 5 l	PM	LIQUIDE DE REFROIDISSEMENT	LIQUID OF COOLING	ABKUHLFLUSSIGKEIT
27	4460029		LLN8	2	RONDELLE	WASHER	UNTERLEGSCHEIBE
28	3610360			1	SUPPORT	BRACKET	TRAEGER
29	4450079		M6	2	ECROU EN CAGE	CAGE NUT	KAFFIG MUTTER
30	4690614		S	1	COLLIER	COLLAR	SCHELLE
31	3560784	35		1	SUPPORT	BRACKET	TRAEGER
32	6050158	35		1	FILTRE	FILTER	FILTER
33	6050159	32	02 10 1A	1	CARTOUCHE	CARTRIDGE	EINSATZ
34	4380037	35	H M8X12	4	VIS	SCREW	SCHRAUBE
35	K7032020		05 10 1A	PM	KIT FILTRE	KIT FILTERS	BAUSATZ FILTER
35			51 10 1A				
36	532A0001			1	VASE D'EXPANSION + BOUCHON	EXPANSION BOTTLE + PLUG	EXPANSIONSGEFASSES + STOPFEN
37	4450095		M8	2	ECROU	NUT	MUTTER
* 38	5041019		260 mm	1	GAINE	SHEATH	HUELLE
* 38			2360064				

CIRCUIT DE REFROIDISSEMENT
COOLING CIRCUIT
KÜHLERKREISLAUF

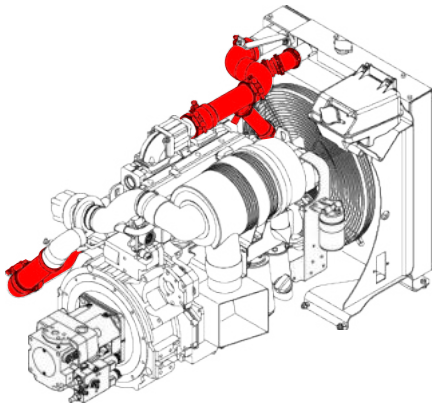

2	4050036
16	4690896
17	4690111
18	3610456
19	4380042
20	4490006
21	4690907
22	4199322
23	4199309
24	4199310
25	4199333
26	4050037
27	4199347
28	4690932
29	3630463
30	3630464
31	4380033
32	4490014

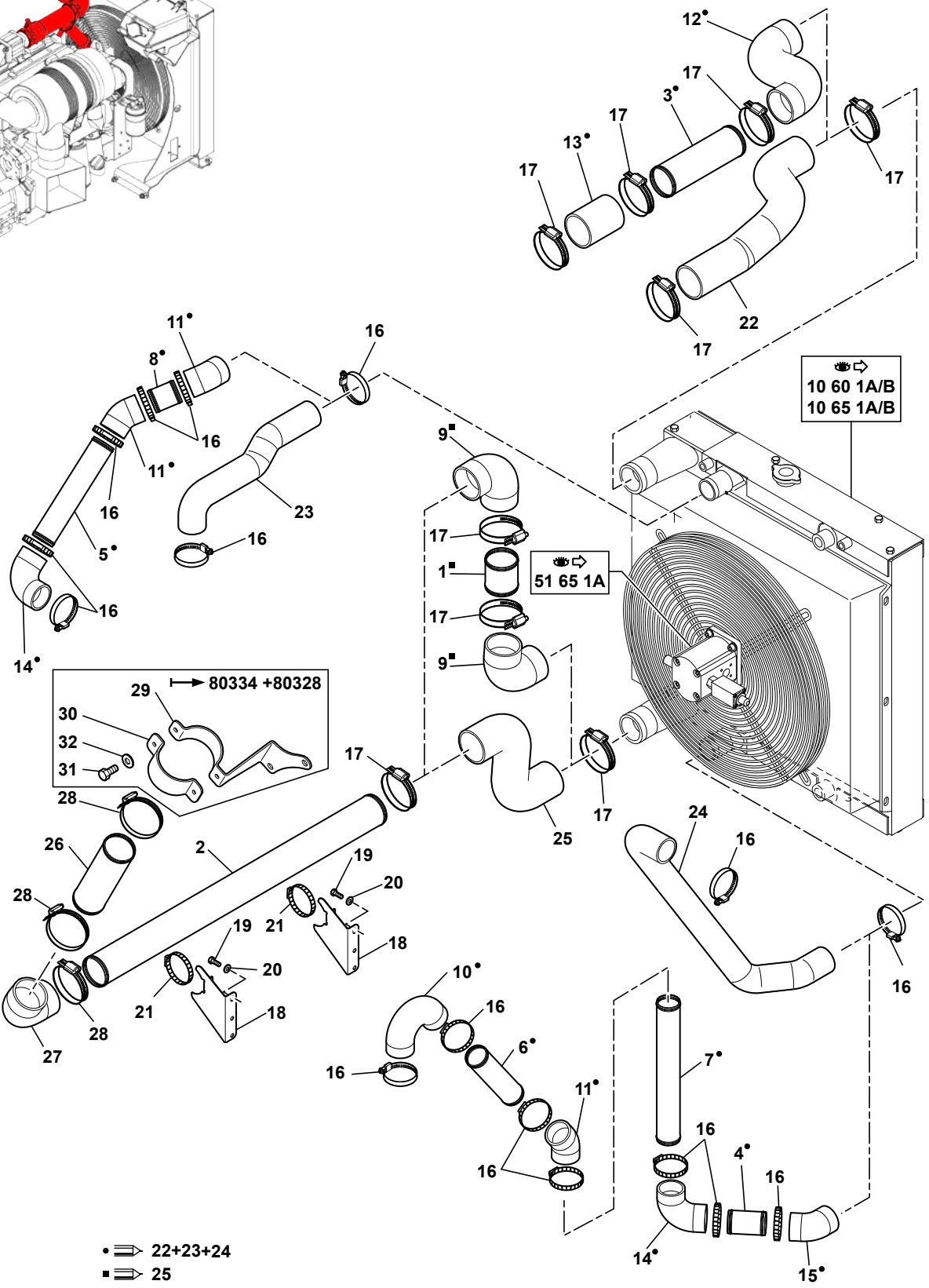

714MW_5400703_10_62_1A.eps

CIRCUIT DE REFROIDISSEMENT
COOLING CIRCUIT
KUEHLERKREISLAUF

1	4050021		25	1	TUBE	TUBE	ROHR
2	4050036		4050022/4050034	1	TUBE	TUBE	ROHR
3	4050023		22+23+24	1	TUBE	TUBE	ROHR
4	4050024		22+23+24	1	TUYAU	TUBE	ROHR
5	4050026		22+23+24	1	TUBE	TUBE	ROHR
6	4050027		22+23+24	1	TUBE	TUBE	ROHR
7	4050028		22+23+24	1	TUBE	TUBE	ROHR
8	4050029		22+23+24	1	TUBE	TUBE	ROHR
9	4199248		25	2	DURIT	HOSE	SCHLAUCH
10	4199250		22+23+24	1	DURIT	HOSE	SCHLAUCH
11	4199251		22+23+24	3	DURIT	HOSE	SCHLAUCH
12	4199260		22+23+24	1	DURIT	HOSE	SCHLAUCH
13	4199261		22+23+24	1	DURIT	HOSE	SCHLAUCH
14	4199262		22+23+24	2	DURIT	HOSE	SCHLAUCH
15	4199263		22+23+24	1	DURIT	HOSE	SCHLAUCH
16	4690896			SB	COLLIER	COLLAR	SCHELLE
17	4690111		4690450	SB	COLLIER	COLLAR	SCHELLE
* 18	3610456		3610337	2	SUPPORT	BRACKET	TRAEGER
19	4380042		H M8X16	4	VIS	SCREW	SCHRAUBE
20	4490006		CONTACT MU8	4	RONDELLE	WASHER	UNTERLEGSCHEIBE
* 21	4690907		4690111	2	COLLIER	COLLAR	SCHELLE
22	4199322		4199308	1	DURIT	HOSE	SCHLAUCH
23	4199309			1	DURIT	HOSE	SCHLAUCH
24	4199310			1	DURIT	HOSE	SCHLAUCH
25	4199333		4199311/4199323	1	DURIT	HOSE	SCHLAUCH
26	4050037		4050023/4050035	1	TUBE	TUBE	ROHR
* 27	4199347		4199332	1	DURIT	HOSE	SCHLAUCH
* 27			4199248/4199321				
28	4690932			3	COLLIER	COLLAR	SCHELLE
* 29	3630463			1	SUPPORT	BRACKET	TRAEGER
* 30	3630464			1	BRIDE	FLANGE	FLANSCH
* 31	4380033		H M6X25	2	VIS	SCREW	SCHRAUBE
* 32	4490014		CONTACT MU6	2	RONDELLE	WASHER	UNTERLEGSCHEIBE

REFROIDISSEUR (EAU - HUILE - AIR)
COOLER (WATER - OIL - AIR)
KÜHLER (WASSER - ÖL - LUFT)

→I 80136 -80122

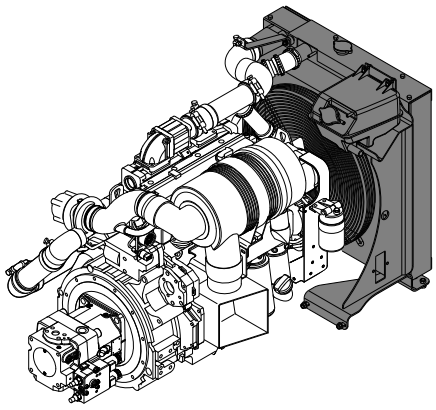

11
05 20 1A

12
05 20 1A

1	5370280	⇒ 11 ou / or / oder 12
2	537A0261	
3	537A0268	
4	537A0267	
5	537A0262	
6	537A0260	
7	537A0259	
8	537A0264	
9	537A0263	
10	4740238	
11	K7032023	≋
12	K7032024	❄

10 60 1A
10 62 1A

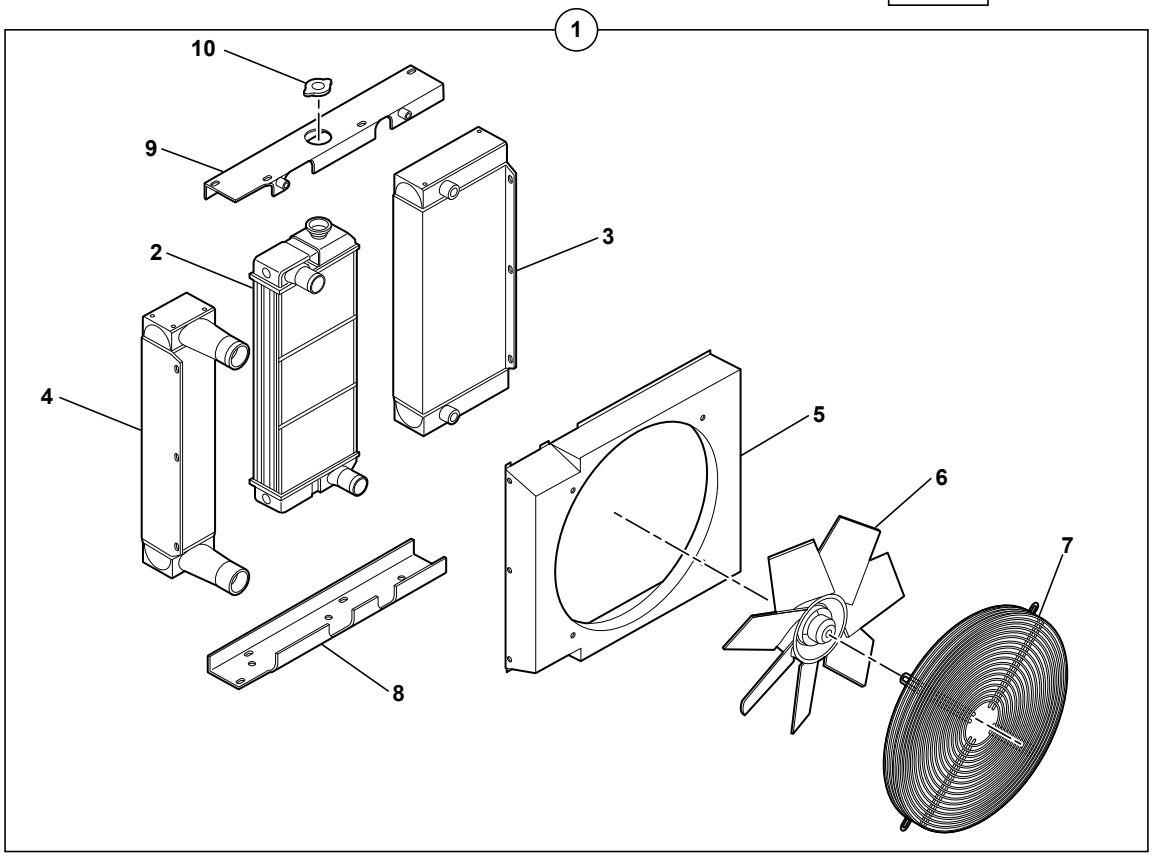

714MW_5400703_10_65_1A.eps

REFROIDISSEUR (EAU - HUILE - AIR)
COOLER (WATER - OIL - AIR)
KUEHLER (WASSER - OL - LUFT)

→| 80136 -80122

1	5370280		11 ou/or/oder 12	1	BLOC RADIATEUR	RADIATOR BLOCK	KUEHLERBLOCK
2	537A0261	1		1	REFROIDISSEUR EAU	WATER COOLER	WASSERKUEHLER
3	537A0268	1		1	REFROIDISSEUR HUILE	OIL COOLER	OELKUEHLER
4	537A0267	1		1	RADIATEUR AIR	AIR COOLER	LUFTKUEHLER
5	537A0262	1		1	CHASSIS	FRAME	FAHRGESTELL
6	537A0260	1		1	HELICE	PROPELLER	PROPELLER
7	537A0259	1		1	GRILLE	GRATE	ROST
8	537A0264	1		1	CHASSIS	FRAME	FAHRGESTELL
9	537A0263	1		1	CHASSIS	FRAME	FAHRGESTELL
10	4740238	1		1	BOUCHON	PLUG	VERSCHL.STOPFEN
11	K7032023			PM	KIT RADIATEUR	KIT RADIATOR	KIT KULHER
11			05 20 1A				
12	K7032024			PM	KIT RADIATEUR	KIT RADIATOR	KIT KULHER
12			05 20 1A				

REFROIDISSEUR (EAU - HUILE - AIR)
COOLER (WATER - OIL - AIR)
KÜHLER (WASSER - ÖL - LUFT)

⟶ 80137 +80122

10 60 1B
10 62 1A

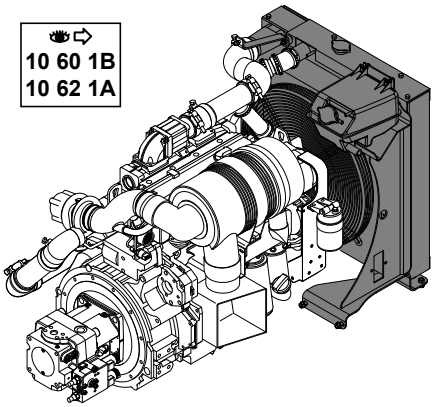

1	5370305	⟶ 80220
2	5370313	⟶ 80221&84001
3	537A0323	
4	537A0321	
5	537A0320	
6	537A0319	
7	537A0318	
8	3831618	⟶ 80212 +80205
9	3831617	⟶ 80218
10	537A0324	
11	537A0322	
12		⟶ 80211 -80205
13	5320095	⟶ 80212 +80205
14	4010177	
15	K7032018	⟶ 80220

15 (•)

05 10 1A

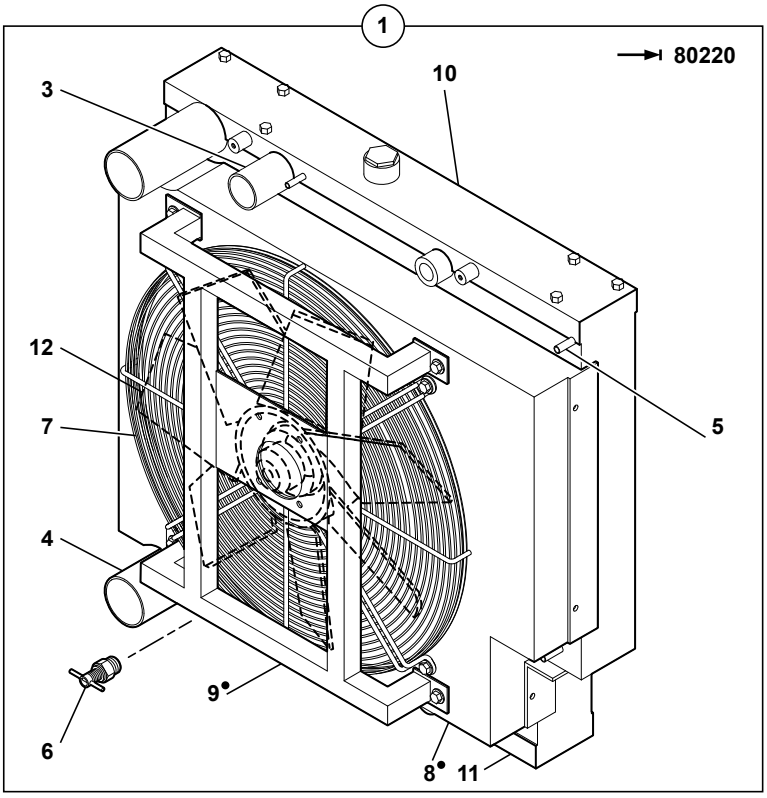

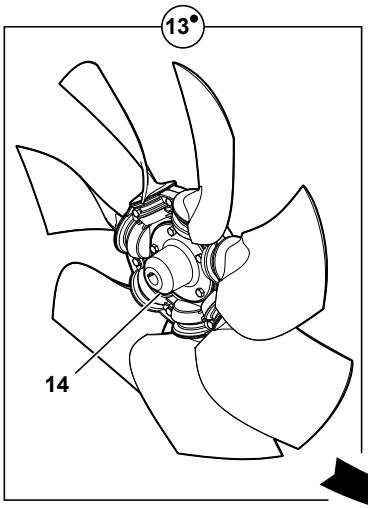

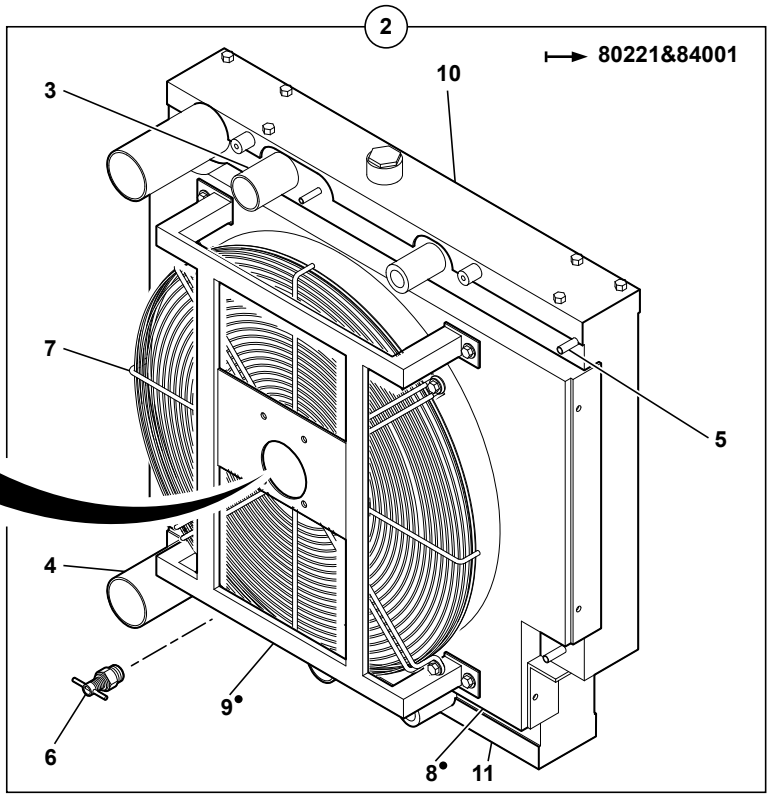

714MW_5400703_10_65_1B.eps

REFROIDISSEUR (EAU - HUILE - AIR - GASOIL)
COOLER (WATER - OIL - AIR - FUEL)
KUEHLER (WASSER - OL - LUFT - GASOL)

⟼ 80137 +80122

1	5370305		→I 80220	1	BLOC RADIATEUR	RADIATOR BLOCK	KUEHLERBLOCK
2	5370313		⟼ 80221&84001	1	BLOC RADIATEUR	RADIATOR BLOCK	KUEHLERBLOCK
3	537A0323	1-2		1	RADIATEUR EAU/HUILE	WATER COOLER/OIL	KUHLER WASSER/OL
4	537A0321	1-2		1	RADIATEUR AIR	AIR COOLER	LUFTKUEHLER
5	537A0320	1-2		1	REFROIDISSEUR GASOIL	FUEL COOLER	GASOLKUEHLER
6	537A0319	1-2		1	BOUCHON DE VIDANGE	DRAIN PLUG	LECKAGESTOPSEL
7	537A0318	1-2		1	GRILLE DE PROTECTION	PROTECTIVE GRILLR	SCHUTZENDER GRILL
8	3831618	1-2	⟼ 80212 +80205	1	VIROLE	FERRULE	ZWINGE
8		15					
9	3831617	1-2	⟼ 80218	1	SUPPORT	BRACKET	TRAEGER
9		15					
10	537A0324	1-2		1	COUVERCLE	COVER	DECKEL
11	537A0322	1-2		1	COUVERCLE	COVER	DECKEL
12		1	→I 80211 -80205	1	HELICE	PROPELLER	PROPELLER
13	5320095	15	⟼ 80212 +80205	1	HELICE	PROPELLER	PROPELLER
14	4010177	13		1	ENTRETOISE	SPACER	ABSTANDSTUECK
15	K7032018		→I 80220	PM	KIT RADIATEUR	KIT RADIATOR	KIT KULHER
15			05 10 1A				

RÉSERVOIR À GAS-OIL
GAS-OIL STORAGE TANK
KRAFTSTOFFBEHÄLTER

→ 80139

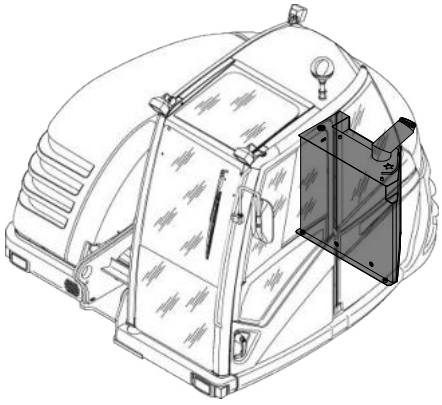

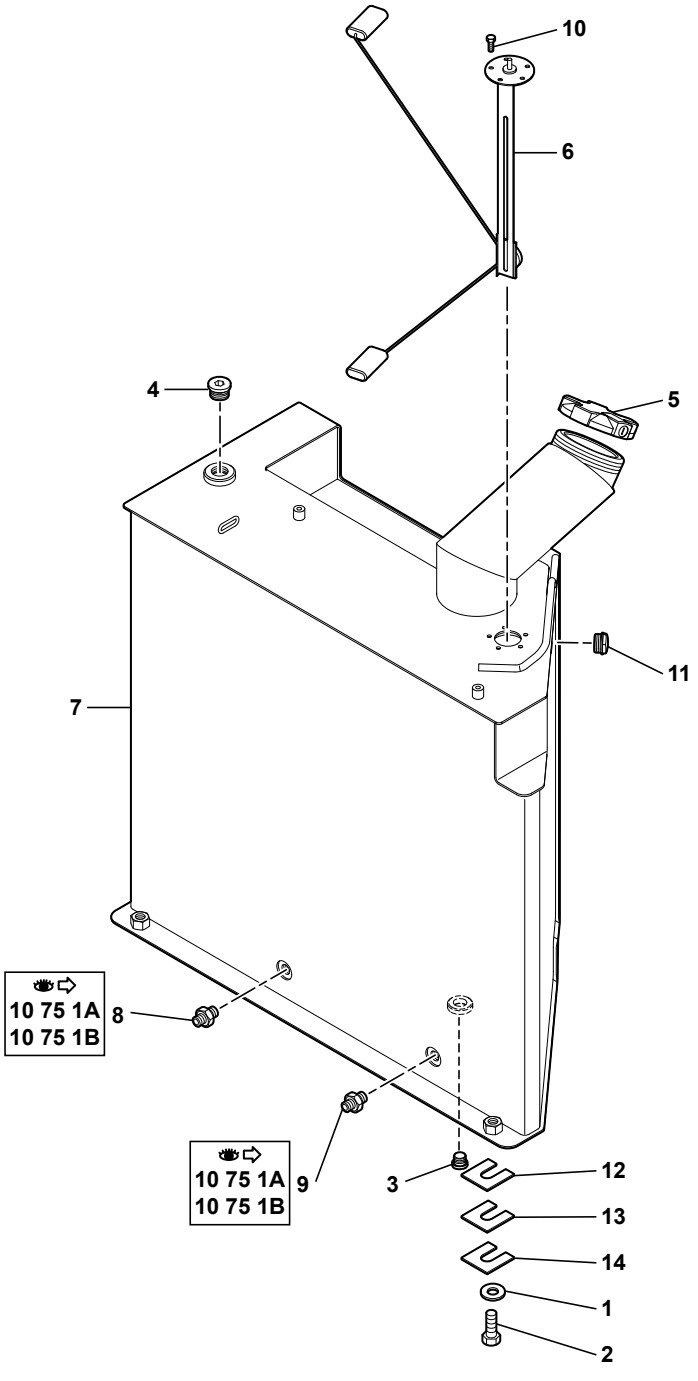

1	4460049	
2	4380095	
3	4740012	
4	4740044	
5	4740213	
6	5110055	
7	5020139	
10	4380010	
11	4770738	
12	5570006	⧗ 2 mm
13	5570007	⧗ 3 mm
14	5570008	⧗ 4 mm

714MW_5400703_10_70_1A.eps

RESERVOIR A GAS-OIL
GAS-OIL STORAGE TANK
KRAFTSTOFFBEHAELTER

→| 80139

1	4460049		LU16	4	RONDELLE	WASHER	UNTERLEGSCHEIBE
2	4380095		H M16X40	4	VIS	SCREW	SCHRAUBE
3	4740012			1	BOUCHON	PLUG	VERSCHL.STOPFEN
4	4740044			1	BOUCHON	PLUG	VERSCHL.STOPFEN
5	4740213			1	BOUCHON RESERVOIR	TANK CAP	TANKVERSCHLUSS
6	5110055		24V	1	JAUGE GASOIL	FUEL INDICATOR	FUELLSTANDANZEIGE
7	5020139			1	RESERVOIR A GAS-OIL	GAS-OIL STORAGE TANK	KRAFTSTOFFBEHAELTER
8		👁	10 75 1A/B	1	UNION	CONNECTOR	ANSCHLUSSTEIL
9		👁	10 75 1A/B	1	UNION	CONNECTOR	ANSCHLUSSTEIL
10	4380010		H M4X16	5	VIS	SCREW	SCHRAUBE
11	4770738			1	INDICATEUR NIVEAU	LEVEL INDICATOR	FULLSTANDSMESER
12	5570006	⧗	2 mm	SB	CALE D'EPAISSEUR	SHIM	UNTERLEGPLATTE
13	5570007	⧗	3 mm	SB	CALE D'EPAISSEUR	SHIM	UNTERLEGPLATTE
14	5570008	⧗	4 mm	SB	CALE D'EPAISSEUR	SHIM	UNTERLEGPLATTE

RÉSERVOIR À GAS-OIL
GAS-OIL STORAGE TANK
KRAFTSTOFFBEHÄLTER

⟼ 80140

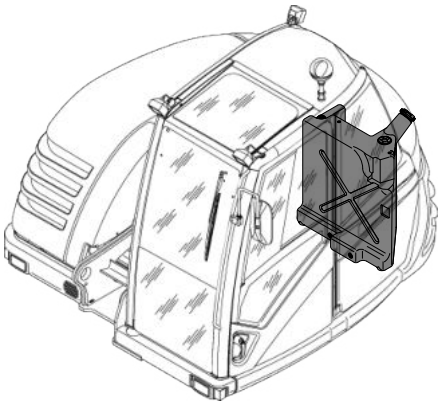

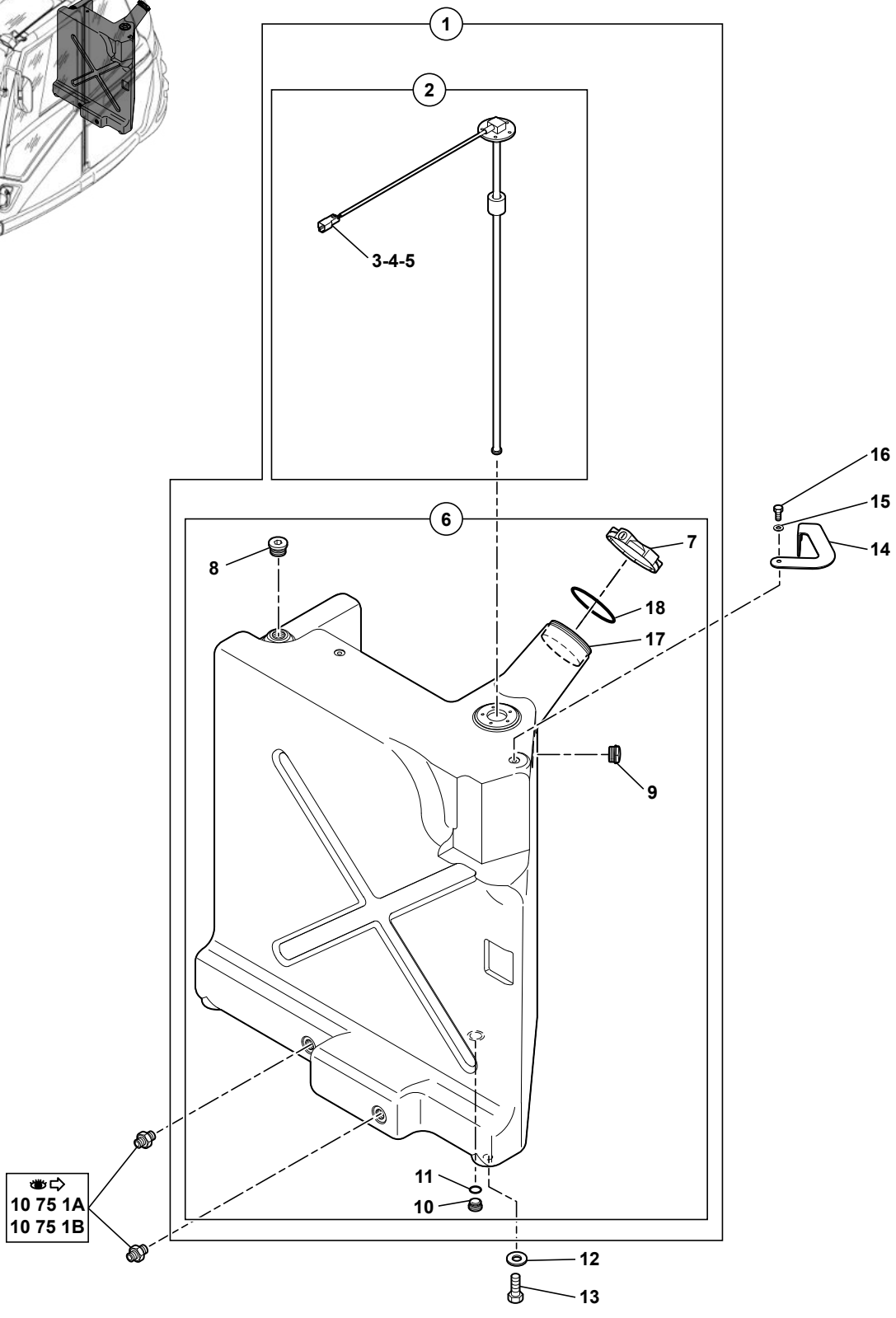

1	5020143
2	5110070
3	5090106
4	5080097
5	5080098
6	5020141
7	474A0017
8	4740044
9	477A0003
10	474A0018
11	474A0020
12	4490010
13	4380055
14	3350064
15	4490006
16	4380042
17	502A0001
18	502A0002

714MW_5400703_10_70_1B.eps

RESERVOIR A GAS-OIL
GAS-OIL STORAGE TANK
KRAFTSTOFFBEHAELTER

→ 80140

1	5020143			1	RESERVOIR A GAS-OIL	GAS-OIL STORAGE TANK	KRAFTSTOFFBEHAELTER
2	5110070	1		1	JAUGE GASOIL	FUEL INDICATOR	FUELLSTANDANZEIGE
3	5090106	2	1 mm²	2	PIN	PINE	PIN
4	5080097	2		1	CONNECTEUR	CONNECTOR	STECKVERBINDER
5	5080098	2		1	VERROU	LATCH	RIEGEL
6	5020141	1		1	RESERVOIR	TANK	TANK
7	474A0017	6		1	BOUCHON RESERVOIR	TANK CAP	TANKVERSCHLUSS
8	4740044	6		1	BOUCHON	PLUG	VERSCHL.STOPFEN
9	477A0003	6		1	INDICATEUR NIVEAU GAZOIL	FUEL LEVEL INDICATOR	FULLSTANDSANZEIGER GAZOL
* 10	474A0018	6		1	BOUCHON	PLUG	VERSCHL.STOPFEN
* 11	474A0020	6		1	JOINT	SEAL	DICHTRING
12	4490010		CONTACT LU10	4	RONDELLE	WASHER	UNTERLEGSCHEIBE
13	4380055		H M10X30	4	VIS	SCREW	SCHRAUBE
14	3350064			1	POIGNEE	HANDLE	HANDGRIFF
15	4490006		CONTACT MU8	2	RONDELLE	WASHER	UNTERLEGSCHEIBE
16	4380042		H M8X16	2	VIS	SCREW	SCHRAUBE
* 17	502A0001	6		1	INSERT		
* 18	502A0002	6		1	JOINT TORIQUE	O-RING	O-RING

CIRCUIT GAS-OIL
FUEL CIRCUIT
KRAFSTOFFANLAGE

→I 80136 -80122

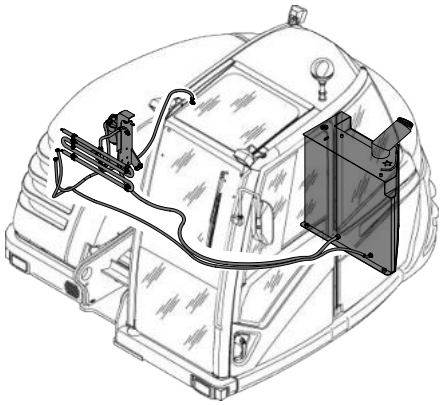

1	4460018
2	4460034
3	4690616
4	4290009
5	4290022
6	4290088
7	4290141
8	4750357
9	
10	4750693
11	4195734
12	4195735
13	4195736
14	4194135
15	4750026
16	4750276
17	537A0227
18	537A0244
19	537A0221
20	537A0245
21	4194136
22	4700120
23	5370301
25	4690831
26	4690608
27	4380043
28	4460025
29	4450008
30	3560771 *
31	3560772 *
32	K7032036
33	K7032017
34	4750709
35	4690616
36	4690831
37	4195747

CIRCUIT GAS-OIL
FUEL CIRCUIT
KRAFTSTOFFANLAGE

→ 80136 -80122

1	4460018		MU6	3	RONDELLE	WASHER	UNTERLEGSCHEIBE
2	4460034		MU10	4	RONDELLE	WASHER	UNTERLEGSCHEIBE
3	4690616			1	COLLIER	COLLAR	SCHELLE
4	4290009		CHC M6X35	1	VIS	SCREW	SCHRAUBE
5	4290022		CHC M10X25	2	VIS	SCREW	SCHRAUBE
6	4290088		CHC M10X35	2	VIS	SCREW	SCHRAUBE
7	4290141		CHC M6X40	2	VIS	SCREW	SCHRAUBE
8	4750357			2	UNION	CONNECTOR	ANSCHLUSSTEIL
9	3831286		32	1	SUPPORT	BRACKET	TRAEGER
10	4750693			3	UNION	CONNECTOR	ANSCHLUSSTEIL
11	4195734			1	FLEXIBLE CARBURANT	FUEL HOSE	KRAFTST.SCHLAUCH
12	4195735			1	FLEXIBLE CARBURANT	FUEL HOSE	KRAFTST.SCHLAUCH
13	4195736			1	FLEXIBLE CARBURANT	FUEL HOSE	KRAFTST.SCHLAUCH
14	4194135			1	FLEXIBLE CARBURANT	FUEL HOSE	KRAFTST.SCHLAUCH
15	4750026			1	UNION	CONNECTOR	ANSCHLUSSTEIL
16	4750276			1	UNION	CONNECTOR	ANSCHLUSSTEIL
17	537A0227			1	RACCORD	NIPPLE	VERBINDUNGSELEMENT
18	537A0244			1	CLAPET	POPPET	RUECKSCHL.VENTIL
19	537A0221			2	JOINT	SEAL	DICHTRING
20	537A0245			1	POMPE CARBURANT	FUEL PUMP	KRAFTSTOFFPUMPE
21	4194136			1	FLEXIBLE CARBURANT	FUEL HOSE	KRAFTST.SCHLAUCH
22	4700120			3	COUDE	ELBOW	WINKELSTUECK
23	5370301			1	RADIATEUR	RADIATOR	KUEHLER
24			10 10 1A	1	PREFILTRE	PRE FILTER	VORFILTER
25	4690831			2	COLLIER	COLLAR	SCHELLE
26	4690608			5	COLLIER	COLLAR	SCHELLE
27	4380043		H M8X20	5	VIS	SCREW	SCHRAUBE
28	4460025		MU8	10	RONDELLE	WASHER	UNTERLEGSCHEIBE
29	4450008		NYLSTOP M8	5	ECROU	NUT	MUTTER
30	3560771			1	SUPPORT	BRACKET	TRAEGER
31	3560772			1	SUPPORT	BRACKET	TRAEGER
* 32	K7032036		05 15 1A	PM	KIT SUPPORT	CARRIER KIT	KIT (TRAEGER)
33	K7032017		05 15 1A	PM	KIT MAINTENANCE	KIT MAINTENANCE	KIT WARTUNG
34	4750709	33		2	JONCTION	JUNCTION	VERBINDG STUECK
35	4690616	33		2	COLLIER	COLLAR	SCHELLE
36	4690831	33		4	COLLIER	COLLAR	SCHELLE
37	4195747	33	2200 mm	1	FLEXIBLE CARBURANT	FUEL HOSE	KRAFTST.SCHLAUCH

CIRCUIT GAS-OIL
FUEL CIRCUIT
KRAFSTOFFANLAGE

⟼ 80137 +80122
⟶| 80396&84003
-80390

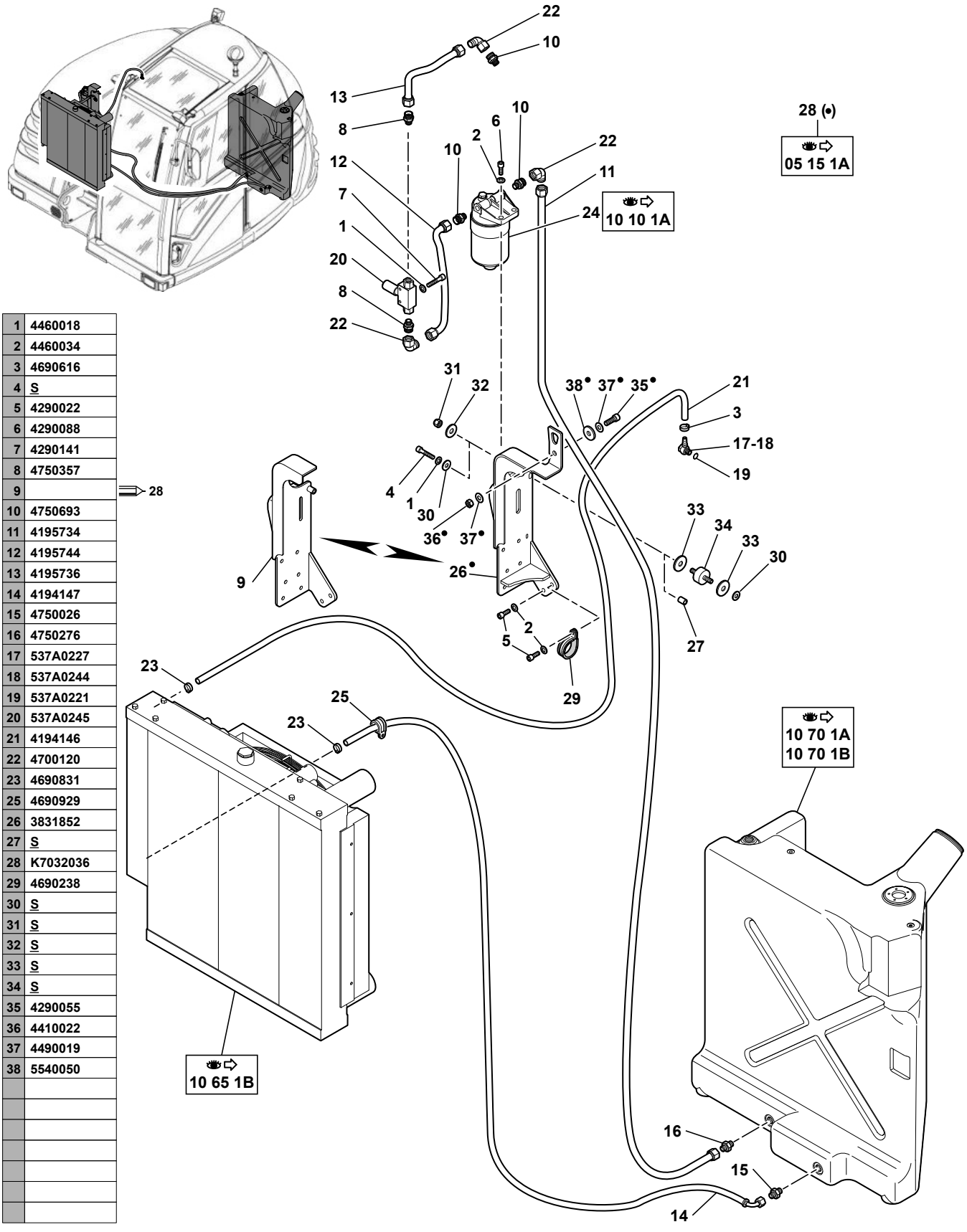

1	4460018
2	4460034
3	4690616
4	S
5	4290022
6	4290088
7	4290141
8	4750357
9	
10	4750693
11	4195734
12	4195744
13	4195736
14	4194147
15	4750026
16	4750276
17	537A0227
18	537A0244
19	537A0221
20	537A0245
21	4194146
22	4700120
23	4690831
25	4690929
26	3831852
27	S
28	K7032036
29	4690238
30	S
31	S
32	S
33	S
34	S
35	4290055
36	4410022
37	4490019
38	5540050

714MW_5400703_10_75_1B.eps

CIRCUIT GAS-OIL
FUEL CIRCUIT
KRAFSTOFFANLAGE

→ 80137 +80122
→| 80396&84003
-80390

1	4460018		MU6	2	RONDELLE	WASHER	UNTERLEGSCHEIBE
2	4460034		MU10	4	RONDELLE	WASHER	UNTERLEGSCHEIBE
3	4690616			1	COLLIER	COLLAR	SCHELLE
4	4290009	S	CHC M6X35	1	VIS	SCREW	SCHRAUBE
5	4290022		CHC M10X25	2	VIS	SCREW	SCHRAUBE
6	4290088		CHC M10X35	2	VIS	SCREW	SCHRAUBE
7	4290141		CHC M6X40	2	VIS	SCREW	SCHRAUBE
8	4750357			2	UNION	CONNECTOR	ANSCHLUSSTEIL
9	3831286		28	1	SUPPORT	BRACKET	TRAEGER
10	4750693			3	UNION	CONNECTOR	ANSCHLUSSTEIL
11	4195734			1	FLEXIBLE CARBURANT	FUEL HOSE	KRAFTST.SCHLAUCH
12	4195744		4195735	1	FLEXIBLE CARBURANT	FUEL HOSE	KRAFTST.SCHLAUCH
13	4195736			1	FLEXIBLE CARBURANT	FUEL HOSE	KRAFTST.SCHLAUCH
14	4194147			1	FLEXIBLE CARBURANT	FUEL HOSE	KRAFTST.SCHLAUCH
15	4750026			1	UNION	CONNECTOR	ANSCHLUSSTEIL
16	4750276			1	UNION	CONNECTOR	ANSCHLUSSTEIL
17	537A0227			1	RACCORD	NIPPLE	VERBINDUNGSELEMENT
18	537A0244			1	CLAPET	POPPET	RUECKSCHL.VENTIL
19	537A0221			2	JOINT	SEAL	DICHTRING
20	537A0245			1	POMPE CARBURANT	FUEL PUMP	KRAFTSTOFFPUMPE
21	4194146			1	FLEXIBLE CARBURANT	FUEL HOSE	KRAFTST.SCHLAUCH
22	4700120			3	COUDE	ELBOW	WINKELSTUECK
23	4690831			2	COLLIER	COLLAR	SCHELLE
24			10 10 1A	1	PREFILTRE	PRE FILTER	VORFILTER
25	4690929			1	COLLIER	COLLAR	SCHELLE
26	3831852	28	3831575/3831712	1	SUPPORT	BRACKET	TRAEGER
27	3920091		S	1	ENTRETOISE	SPACER	ABSTANDSTUECK
28	K7032036		05 15 1A	PM	KIT SUPPORT	CARRIER KIT	KIT (TRAEGER)
28			K7030309				
29	4690238			1	COLLIER	COLLAR	SCHELLE
30	4460025		S MU8	1	RONDELLE	WASHER	UNTERLEGSCHEIBE
31	4450026		S NYLSTOP M6	1	ECROU	NUT	MUTTER
32	4460019		S LU6	1	RONDELLE	WASHER	UNTERLEGSCHEIBE
33	5540118		S D9/25X5	2	RONDELLE	WASHER	UNTERLEGSCHEIBE
34	5140454		S M6X18	1	SUSPENSION	SUSPENSION	ABFEDERUNG
35	4290055	28	CHC M12X35	1	VIS	SCREW	SCHRAUBE
36	4410022	28	H M12	1	ECROU	NUT	MUTTER
37	4490019	28	CONTACT MU12	2	RONDELLE	WASHER	UNTERLEGSCHEIBE
38	5540050	28		1	RONDELLE	WASHER	UNTERLEGSCHEIBE

CIRCUIT GAS-OIL
FUEL CIRCUIT
KRAFSTOFFANLAGE

→ 80397&84004
+80390

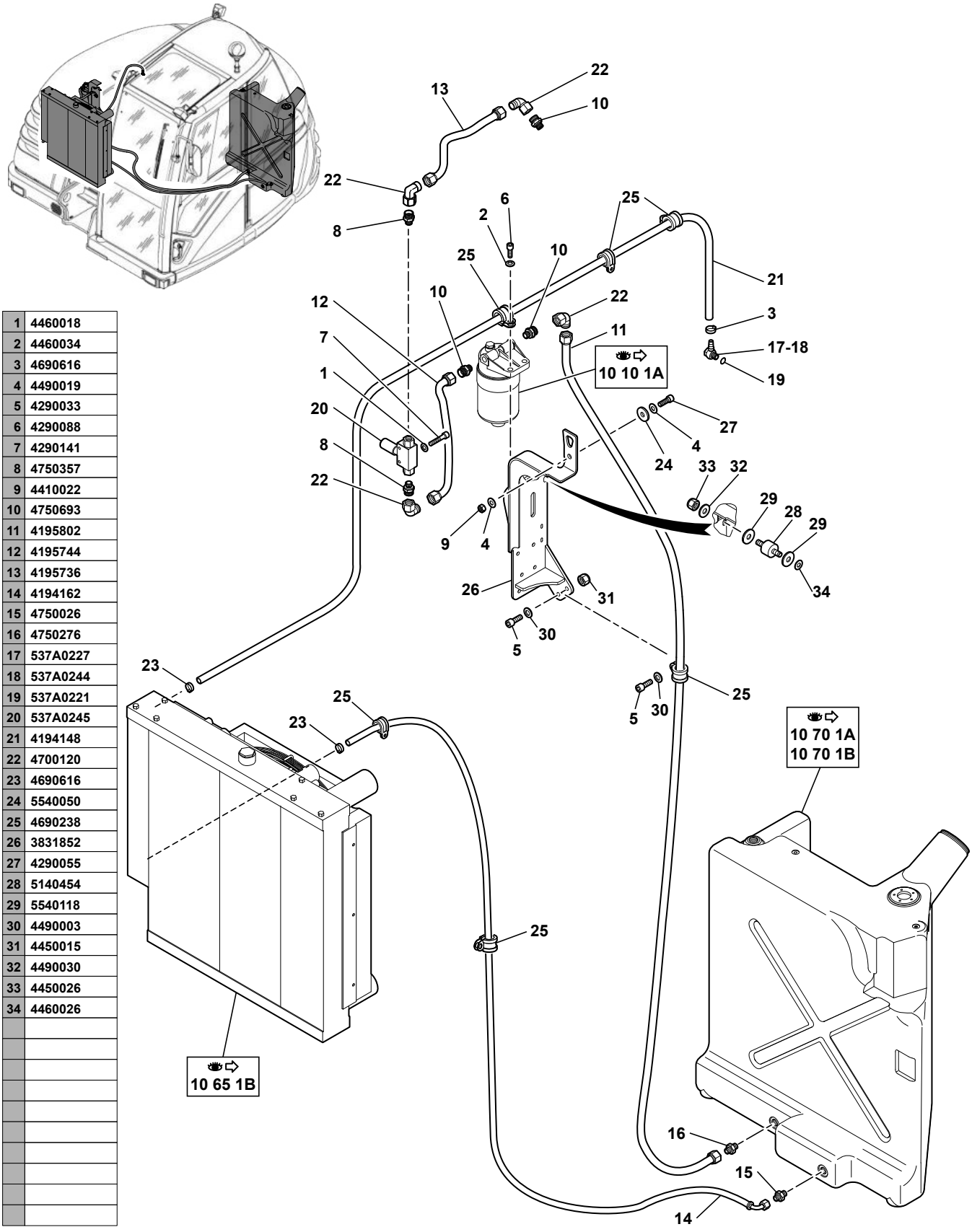

1	4460018
2	4460034
3	4690616
4	4490019
5	4290033
6	4290088
7	4290141
8	4750357
9	4410022
10	4750693
11	4195802
12	4195744
13	4195736
14	4194162
15	4750026
16	4750276
17	537A0227
18	537A0244
19	537A0221
20	537A0245
21	4194148
22	4700120
23	4690616
24	5540050
25	4690238
26	3831852
27	4290055
28	5140454
29	5540118
30	4490003
31	4450015
32	4490030
33	4450026
34	4460026

714MW_5400703_10_75_1C.eps

CIRCUIT GAS-OIL
FUEL CIRCUIT
KRAFSTOFFANLAGE

→ 80397&84004
+80390

1	4460018	MU6	2	RONDELLE	WASHER	UNTERLEGSCHEIBE
2	4460034	MU10	2	RONDELLE	WASHER	UNTERLEGSCHEIBE
3	4690616		1	COLLIER	COLLAR	SCHELLE
4	4490019	CONTACT MU12	2	RONDELLE	WASHER	UNTERLEGSCHEIBE
5	4290033	CHC M10X35	2	VIS	SCREW	SCHRAUBE
6	4290088	CHC M10X35	2	VIS	SCREW	SCHRAUBE
7	4290141	CHC M6X40	2	VIS	SCREW	SCHRAUBE
8	4750357		2	UNION	CONNECTOR	ANSCHLUSSTEIL
9	4410022	H M12	1	ECROU	NUT	MUTTER
10	4750693		3	UNION	CONNECTOR	ANSCHLUSSTEIL
11	4195802		1	FLEXIBLE CARBURANT	FUEL HOSE	KRAFTST.SCHLAUCH
12	4195744		1	FLEXIBLE CARBURANT	FUEL HOSE	KRAFTST.SCHLAUCH
13	4195736		1	FLEXIBLE CARBURANT	FUEL HOSE	KRAFTST.SCHLAUCH
14	4194162		1	FLEXIBLE CARBURANT	FUEL HOSE	KRAFTST.SCHLAUCH
15	4750026		1	UNION	CONNECTOR	ANSCHLUSSTEIL
16	4750276		1	UNION	CONNECTOR	ANSCHLUSSTEIL
17	537A0227		1	RACCORD	NIPPLE	VERBINDUNGSELEMENT
18	537A0244		1	CLAPET	POPPET	RUECKSCHL.VENTIL
19	537A0221		2	JOINT	SEAL	DICHTRING
20	537A0245		1	POMPE CARBURANT	FUEL PUMP	KRAFTSTOFFPUMPE
21	4194148		1	FLEXIBLE CARBURANT	FUEL HOSE	KRAFTST.SCHLAUCH
22	4700120		4	COUDE	ELBOW	WINKELSTUECK
23	4690616		2	COLLIER	COLLAR	SCHELLE
24	5540050		1	RONDELLE	WASHER	UNTERLEGSCHEIBE
25	4690238		8	COLLIER	COLLAR	SCHELLE
26	3831852		1	SUPPORT	BRACKET	TRAEGER
27	4290055	CHC M12X35	1	VIS	SCREW	SCHRAUBE
28	5140454	M6X18	1	SUSPENSION	SUSPENSION	ABFEDERUNG
29	5540118	D9/25X5	2	RONDELLE	WASHER	UNTERLEGSCHEIBE
30	4490003	CONTACT MU10	2	RONDELLE	WASHER	UNTERLEGSCHEIBE
31	4450015	NYLSTOP M10	2	ECROU	NUT	MUTTER
32	4490030	CONTACT LL6	1	RONDELLE	WASHER	UNTERLEGSCHEIBE
33	4450026	NYLSTOP M6	1	ECROU	NUT	MUTTER
34	4460026	LU8	1	RONDELLE	WASHER	UNTERLEGSCHEIBE

OPTION : POMPE ÉLECTRIQUE (GASOIL)
OPTION: ELECTRIC PUMP (DIESEL FUEL)
OPTION : ELEKTROPUMPE (GASÖL)

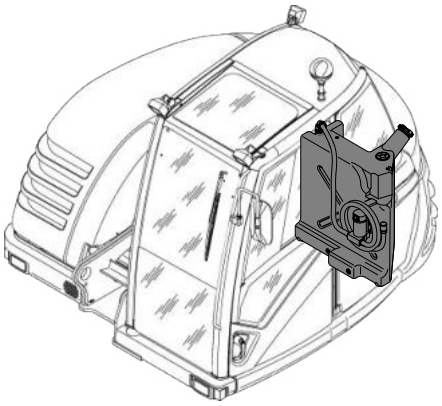

1	5350157
2	4700178
3	4750015
4	4690024
5	4290128
6	4460014
7	2360110
8	4780020
9	5090143
10	5140356

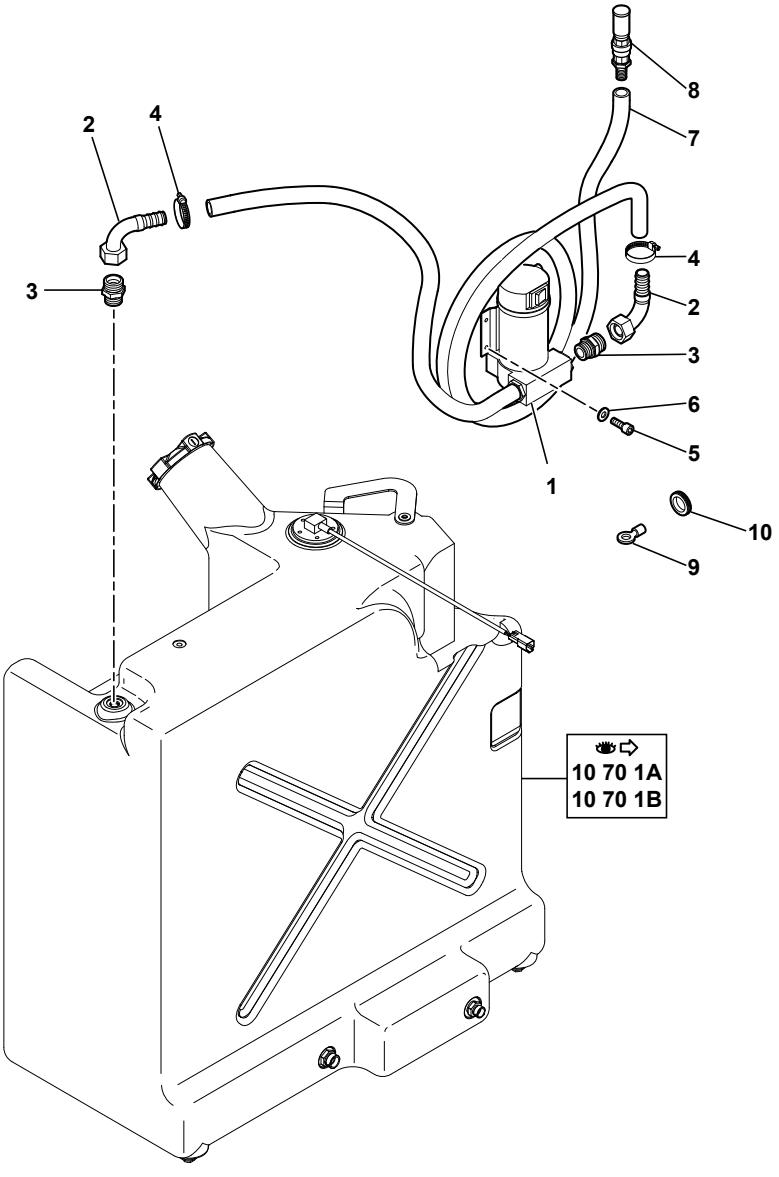

714MW_5400703_10_76_1A.eps

OPTION : POMPE ELECTRIQUE (GASOIL)
OPTION : ELECTRIC PUMP (DIESEL FUEL)
OPTION : ELEKTROPUMPE (GASOL)

	1	5350157	24 V	1	KIT POMPE CARBURANT	FUEL PUMP KIT	KRAFTSTOFFPUMPE SATZ
*	2	4700178	4700153	2	COUDE	ELBOW	WINKELSTUECK
	3	4750015		2	UNION	CONNECTOR	ANSCHLUSSTEIL
*	4	4690024	4690786	2	COLLIER	COLLAR	SCHELLE
	5	4290128	CHC M5X10	4	VIS	SCREW	SCHRAUBE
	6	4460014	MU5	4	RONDELLE	WASHER	UNTERLEGSCHEIBE
	7	2360110		1	FLEXIBLE CARBURANT	FUEL HOSE	KRAFTST.SCHLAUCH
	8	4780020		1	CREPINE	STRAINER	SEIHER
	9	5090143		2	COSSE	THIMBLE	KABELSCHUH
*	10	5140356		1	PASSE- FILS	GROMMET	GUMMITUELLE

CATALOGUE DE PIECES DE RECHANGE
SPARE PARTS BOOK
ERSATZTEILLISTE



Transmission
Transmission
Getriebe

20



Transmission mécanique
Mechanical transmission
Mechanische Getriebe

21



Transmission hydraulique
Hydraulical transmission
Hydraulische Getriebe

22

CATALOGUE DE PIECES DE RECHANGE
SPARE PARTS BOOK
ERSATZTEILLISTE



Transmission mécanique
Mechanical transmission
Mechanische Getriebe

21

SOMMAIRE
CONTENTS
INHALT

21 TRANSMISSION MECANIQUE — MECHANICAL TRANSMISSION — MECHANISCHE GETRIEBE

21 10 1A FIXATION PONTS ET CARDANS
FASTENING AXLE BRIDGE AND TRANSMISSION
BEFESTIGUNG ACHSBRUECKEND UND GETRIEB

21 20 1A PONT AVANT
FRONT AXLE
VORDERACHSE

21 20 2A PONT AVANT : CARTER
FRONT AXLE : SUMP
VORDERACHSE : WANNE

21 20 3A PONT AVANT : DIFFERENTIEL
FRONT AXLE : DIFFERENTIAL
VORDERACHSE : DIFFERENTIAL

21 20 4A PONT AVANT : ESSIEU
FRONT AXLE : AXLE
VORDERACHSE : ACHSE

21 20 5A PONT AVANT : FREIN
FRONT AXLE : BRAKE
VORDERACHSE : BREMSE

21 20 6A PONT AVANT : VERIN DE DIRECTION
FRONT AXLE: STEERING RAM
VORDERACHSE : LOFFELZYLINDER

21 20 7A PONT AVANT : SUPPORT M2
FRONT AXLE: BRACKET
VORDERACHSE : TRÄGER

21 30 1A PONT ARRIERE M2
REAR AXLE
HINTERACHSE

21 31 1A PONT ARRIERE (4 ROUES DIRECTRICES) : CARTER
REAR AXLE (4 DIRECT WHEELS): SUMP
HINTERACHSE (4 LEITENDE RÄDER) : WANNE

21 31 2A PONT ARRIERE (4 ROUES DIRECTRICES) : DIFFERENTIEL
REAR AXLE (4 DIRECT WHEELS): DIFFERENTIAL
HINTERACHSE (4 LEITENDE RÄDER) : DIFFERENTIAL

21 31 3A PONT ARRIERE (4 ROUES DIRECTRICES) : ESSIEU
REAR AXLE (4 DIRECT WHEELS): AXLE
HINTERACHSE (4 LEITENDE RÄDER) : ACHSE

21 31 4A PONT ARRIERE (4 ROUES DIRECTRICES) : FREIN
REAR AXLE (4 DIRECT WHEELS): BRAKE
HINTERACHSE (4 LEITENDE RÄDER) : BREMSE

21 31 5A PONT ARRIERE (4 ROUES D) : VERIN DE DIRECTION
REAR AXLE (4 D WHEELS): STEERING RAM
HINTERACHSE (4 L RÄDER) : LOFFELZYLINDER

SOMMAIRE
CONTENTS
INHALT

21 TRANSMISSION MECANIQUE (suite) | MECHANICAL TRANSMISSION (continued) | MECHANISCHE GETRIEBE (Nachste Seite)

21 32 1A PONT ARRIERE : CARTER
REAR AXLE : SUMP
HINTERACHSE : WANNE

21 32 2A PONT ARRIERE : DIFFERENTIEL
REAR AXLE : DIFFERENTIAL
HINTERACHSE : DIFFERENTIAL

21 32 3A PONT ARRIERE : ESSIEU
REAR AXLE : AXLE
HINTERACHSE : ACHSE

21 32 4A PONT ARRIERE : FREIN
REAR AXLE : BRAKE
HINTERACHSE : BREMSE

21 33 1A BOÎTE À VITESSES
GEAR BOX
SCHALT GETRIEBE

21 33 2A BOÎTE À VITESSES
GEAR BOX
SCHALT GETRIEBE

21 33 3A BOÎTE À VITESSES
GEAR BOX
SCHALT GETRIEBE

21 33 4A BOÎTE À VITESSES
GEAR BOX
SCHALT GETRIEBE

21 33 5A BOÎTE À VITESSES
GEAR BOX
SCHALT GETRIEBE

21 33 6A BOÎTE À VITESSES
GEAR BOX
SCHALT GETRIEBE

21 33 7A BOÎTE À VITESSES M2
GEAR BOX
SCHALT GETRIEBE

21 33 8A BOÎTE À VITESSES M2
GEAR BOX
SCHALT GETRIEBE

21 33 9A BOÎTE À VITESSES M2
GEAR BOX
SCHALT GETRIEBE

21 50 1A ROUES M3
WHEELS
RÄDER

SOMMAIRE
CONTENTS
INHALT

21 TRANSMISSION MECANIQUE (suite) | MECHANICAL TRANSMISSION (continued) | MECHANISCHE GETRIEBE (Nachste Seite)

21	51	1A	ROUES LARGES BROAD WHEELS BREITE RÄDER	M3
21	52	1A	ROUES JUMELEES DUAL WHEELS VERBUNDENE RÄDER	M1

FIXATION PONTS ET CARDANS
FASTENING AXLE BRIDGE AND TRANSMISSION
BEFESTIGUNG ACHSBRÜCKEND UND GETRIEB

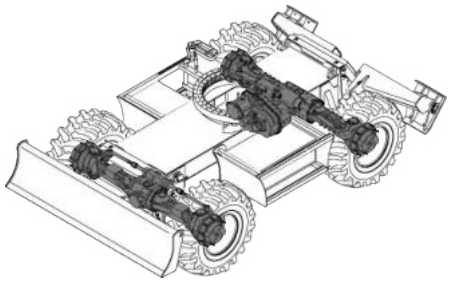

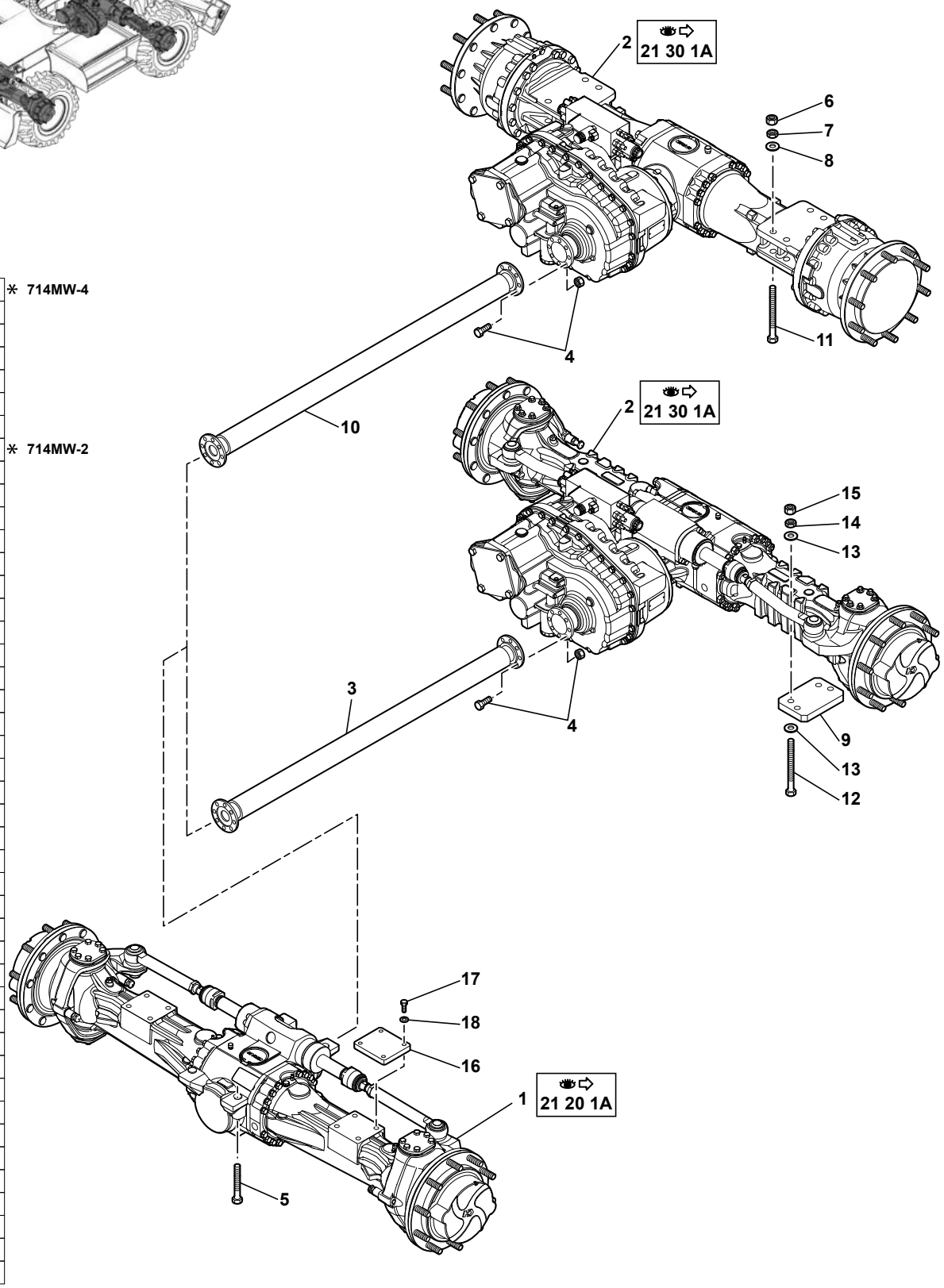

3	5010110	* 714MW-4
4	4400046	
5	4370092	
6	4410090	
7	4420030	
8	4460115	
9	3260148	
10	5010118	* 714MW-2
11	4370120	
12	4370122	
13	4460116	
14	4420039	
15	4410104	
16	3420818	
17	4380069	
18	4490019	

714MW_5400703_21_10_1A.eps

FIXATION PONTS ET CARDANS
FASTENING AXLE BRIDGE AND TRANSMISSION
BEFESTIGUNG ACHSBRUECKEND UND GETRIEB

1		21 20 1A	1	PONT AVANT	FRONT AXLE	VORDERACHSE
2		21 30 1A	1	PONT ARRIERE	REAR AXLE	HINTERACHSE
3	5010110	714MW-4	1	CARDAN	UNIVERSAL JOINT	GELENKWELLE
4	4400046	M10X31	16	BOULON	BOLT	SCHRAUBENBOLZEN
5	4370092	H M20x120	4	VIS	SCREW	SCHRAUBE
6	4410090	H M20	8	ECROU	NUT	MUTTER
7	4420030	Hm M20	8	ECROU	NUT	MUTTER
8	4460115		8	RONDELLE	WASHER	UNTERLEGSCHEIBE
9	3260148		2	PLAQUE	PLATE	PLATTE
10	5010118	714MW-2	1	CARDAN	UNIVERSAL JOINT	GELENKWELLE
11	4370120	H M20X180	8	VIS	SCREW	SCHRAUBE
12	4370122	H M22X270	8	VIS	SCREW	SCHRAUBE
13	4460116	M22	16	RONDELLE	WASHER	UNTERLEGSCHEIBE
14	4420039	Hm M22	8	ECROU	NUT	MUTTER
15	4410104	H M22	8	ECROU	NUT	MUTTER
16	3420818		2	PLAQUE	PLATE	PLATTE
17	4380069	H M12X35	8	VIS	SCREW	SCHRAUBE
18	4490019	CONTACT MU12	8	RONDELLE	WASHER	UNTERLEGSCHEIBE

PONT AVANT
FRONT AXLE
VORDERACHSE

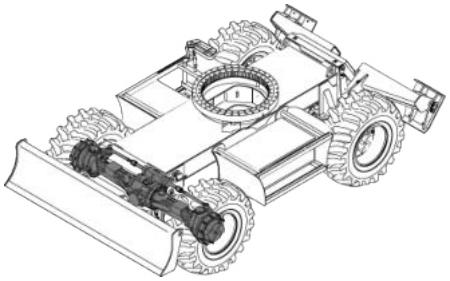

1	5650102

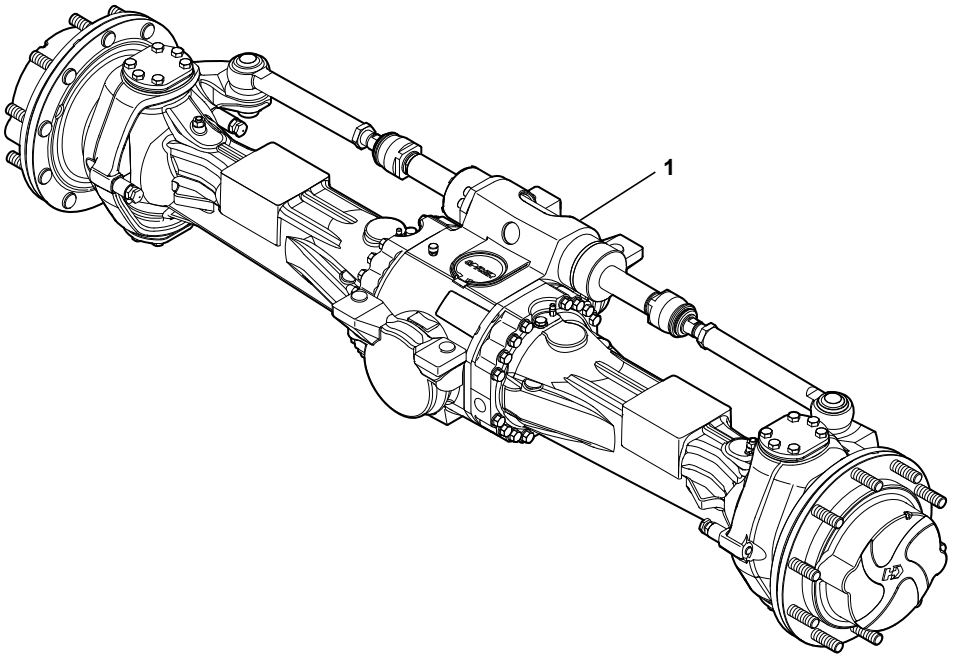

714MW_5400703_21_20_1A.eps

PONT AVANT
FRONT AXLE
VORDERACHSE

1	5650102	212/545	1	PONT AVANT	FRONT AXLE	VORDERACHSE

PONT AVANT : CARTER
FRONT AXLE: SUMP
VORDERACHSE : WANNE

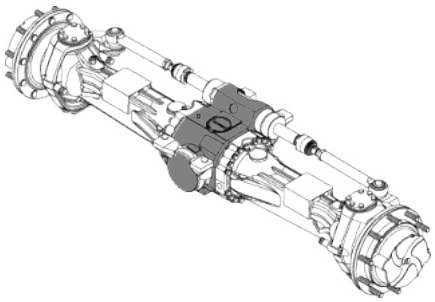

1	565A0106
2	565A0110
3	565A0405
4	565A0398
5	565A0111
6	565A0360
7	565A0361
8	7413300

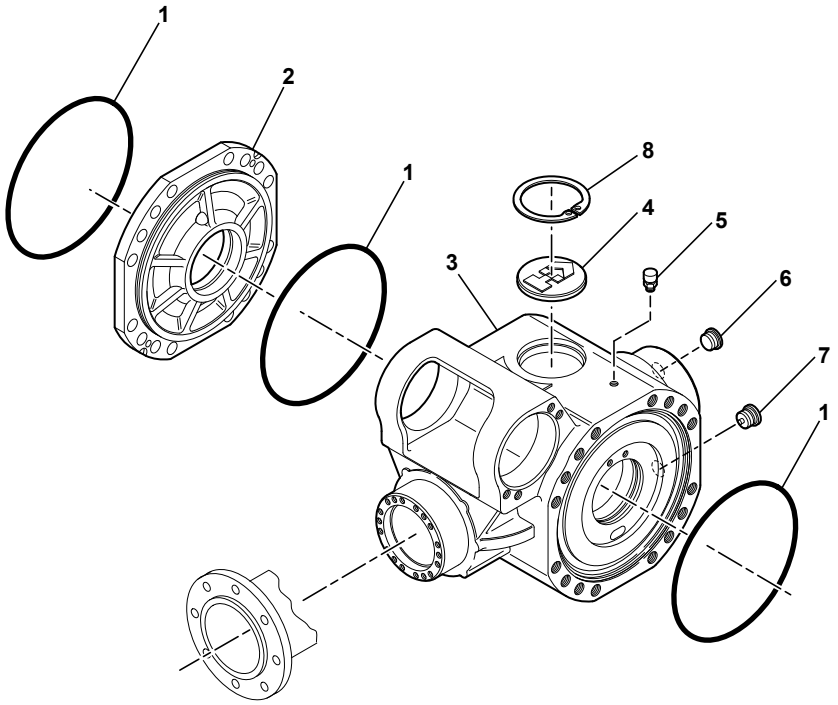

714MW_5400703_21_20_2A.eps

PONT AVANT : CARTER
FRONT AXLE : SUMP
VORDERACHSE : WANNE

1	565A0106	3	JOINT TORIQUE	O-RING	O-RING
2	565A0110	1	COUVERCLE INTERMEDIAIRE	INTERMEDIATE COVER	ZWISCHENDECKEL
3	565A0405	1	CARTER	HOUSING	GEHAEUSE
4	565A0398	1	BOUCHON	PLUG	VERSCHL.STOPFEN
5	565A0111	1	RENIFLARD	BREATHER	ENTLUEFTER
6	565A0360	1	BOUCHON	PLUG	VERSCHL.STOPFEN
7	565A0361	1	BOUCHON MAGNETIQUE	MAGNET PLUG	MAGNETSTOPFEN
8	7413300	1	CIRCLIP	CIRCLIP	SICHERUNGSRING

PONT AVANT : DIFFÉRENTIEL
FRONT AXLE: DIFFERENTIAL
VORDERACHSE : DIFFERENTIAL

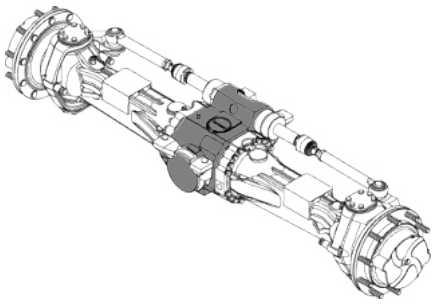

1	565A0117	
2	7414465	
3	565A0366	
4	565A0120	
5	565A0134	
6	565A0621	
7	565A0611	
8	565A0125	
9	565A0364	
10	565A0363	
11	565A0129	→ G-ITA-711283
	565A0574	↦ G-ITA-711284
12	565A0118	
13	565A0130	
14	565A0127	→ G-ITA-711283
	565A0573	↦ G-ITA-711284
15	565A0362	
16	565A0121	
17	565A0348	
18	565A0131	
19	565A0557	
20	565A0115	
21	7413435	
22	565A0132	
23	565A0138	
24	565A0119	
25	565A0367	

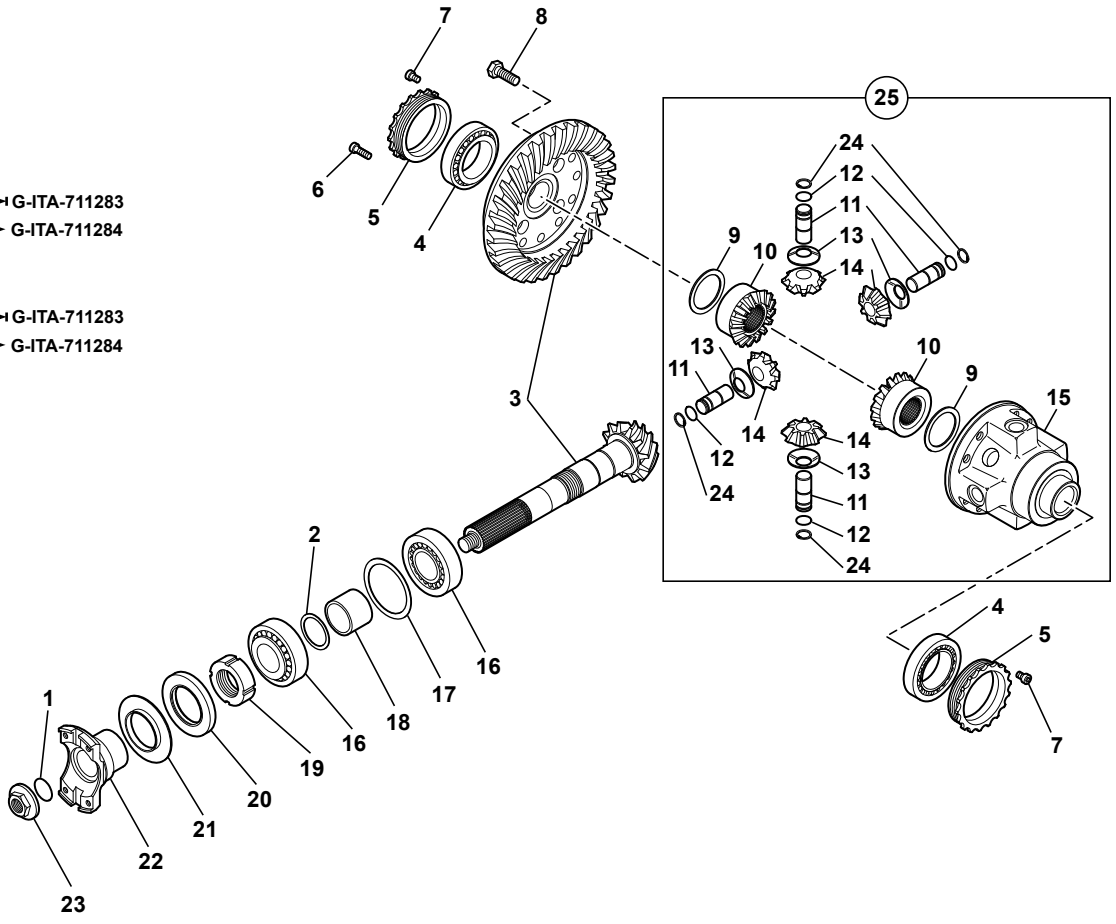

714MW_5400703_21_20_3A.eps

PONT AVANT : DIFFERENTIEL
FRONT AXLE : DIFFERENTIAL
VORDERACHSE : DIFFERENTIAL

	1	565A0117			1	JOINT TORIQUE	O-RING	O-RING
	2	7414465			1	CALES (JEU)	SHIM (KIT)	UNTERLAGEN (BAUSATZ)
	3	565A0366			1	COUPLE CONIQUE	TAPERED TORQUE	KONUSKUPPLUNG
	4	565A0120			2	ROULEMENT CONIQUE	TAPER ROLLER BEARNIN	KEGELROLLENLAGER
	5	565A0134			2	ECROU	NUT	MUTTER
*	6	565A0621		7412290	4	VIS	SCREW	SCHRAUBE
*	7	565A0611		565A0124	2	VIS	SCREW	SCHRAUBE
	8	565A0125			12	VIS	SCREW	SCHRAUBE
	9	565A0364	25		2	RONDELLE	WASHER	UNTERLEGSCHEIBE
	10	565A0363	25		2	ENGRENAGE PLANETAIRE	EPICYCLIC GEAR	PLANETENGETRIEBE
*	11	565A0129		G-ITA-711283	4	AXE	CLEVIS PIN	BOLZEN
*	11	565A0574	25	G-ITA-711284	4	AXE	CLEVIS PIN	BOLZEN
	12	565A0118	25		4	CIRCLIP	CIRCLIP	SICHERUNGSRING
	13	565A0130	25		4	RONDELLE	WASHER	UNTERLEGSCHEIBE
*	14	565A0127		G-ITA-711283	4	SATELLITE	SATELLITE	PLANETENRAD
*	14	565A0573	25	G-ITA-711284	4	SATELLITE	SATELLITE	PLANETENRAD
	15	565A0362	25		1	CARTER DIFFERENTIEL	DIFF HOUSING	DIFF GEHAEUSE
	16	565A0121			2	ROULEMENT CONIQUE	TAPER ROLLER BEARNIN	KEGELROLLENLAGER
	17	565A0348			1	CALES (JEU)	SHIM (KIT)	UNTERLAGEN (BAUSATZ)
	18	565A0131			1	ENTRETOISE	SPACER	ABSTANDSTUECK
	19	565A0557			1	ECROU	NUT	MUTTER
	20	565A0115			1	JOINT D'ETANCHEITE	SEAL	DICHTRING
	21	7413435			1	PROTECTION EN TOLE	COVER PLATE	SCHUTZBLECH
	22	565A0132			1	BRIDE	FLANGE	FLANSCH
	23	565A0138			1	ECROU	NUT	MUTTER
	24	565A0119	25		4	CIRCLIP	CIRCLIP	SICHERUNGSRING
	25	565A0367			1	KIT DIFFERENTIEL	DIFFERENTIAL KIT	DIFF. (BAUSATZ)

PONT AVANT : ESSIEU
FRONT AXLE: AXLE
VORDERACHSE : ACHSE

1	7413311
2	565A0355
3	565A0407
4	565A0373
5	565A0418
6	565A0545
7	7413304
8	565A0003
9	565A0336
10	565A0416
11	565A0443
12	565A0410
13	565A0365
14	565A0406
15	565A0007
16	565A0420 → G-ITA-777794
	565A0602 → G-ITA-777795
17	565A0419 → G-ITA-777794
	565A0601 → G-ITA-777795
18	565A0341
19	565A0448
20	565A0594 ⇒ 47
21	565A0413
22	565A0361
23	565A0360
24	565A0595 ⇒ 48
25	565A0415
26	565A0284
27	7412332
28	565A0300
29	565A0057
30	565A0151
31	565A0153
32	565A0143
33	565A0152
34	565A0154
35	565A0610
36	565A0149
37	565A0372
38	565A0158
39	7412248
40	565A0142
41	565A0431
42	565A0343
43	565A0370
44	7413300
45	565A0411
46	S
47	565A0596
48	565A0597
49	565A0577
50	565A0599

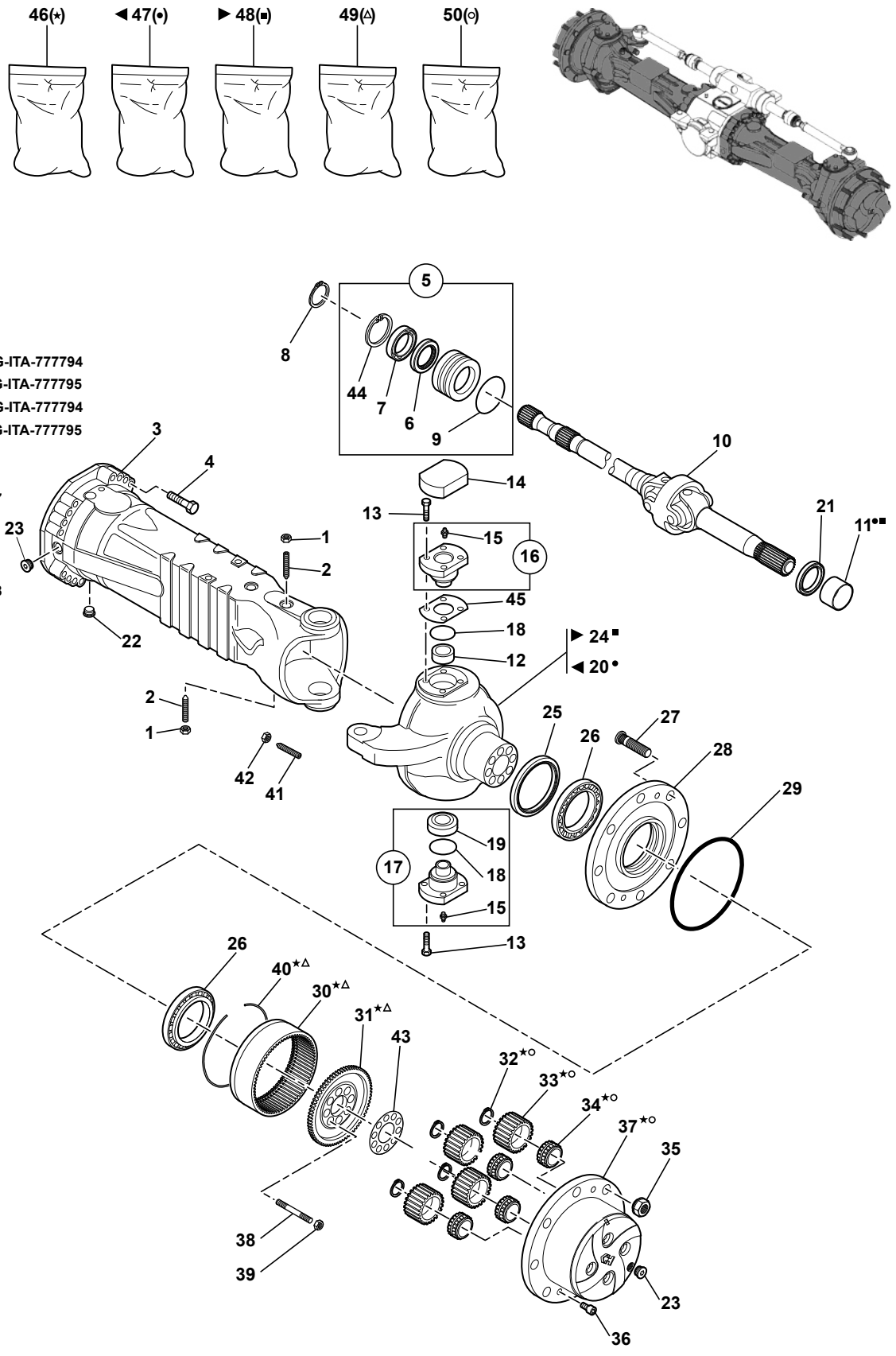

714MW_5400703_21_20_4A.eps

PONT AVANT : ESSIEU
FRONT AXLE : AXLE
VORDERACHSE : ACHSE

	1	7413311		2	ECROU	NUT	MUTTER
	2	565A0355		2	VIS	SCREW	SCHRAUBE
	3	565A0407		2	CORPS D'ESSIEU	AXLE CASE	ACHSKOERPER
	4	565A0373		32	VIS	SCREW	SCHRAUBE
	5	565A0418		2	MANCHON DE REDUCTION	REDUCTION BUSHING	ZWISCHENBUCHSE
	6	565A0545	5	2	JOINT D'ETANCHEITE	SEAL	DICHTRING
	7	7413304	5	2	ROULEMENT BILLES	BALL BEARING	KUGELLAGER
	8	565A0003		2	CIRCLIP	CIRCLIP	SICHERUNGSRING
	9	565A0336	5	2	JOINT TORIQUE	O-RING	O-RING
	10	565A0416		2	CARDAN	UNIVERSAL JOINT	GELENKWELLE
	11	565A0443	47-48	2	DOUILLE	SOCKET	BUCHSE
	12	565A0410		2	DOUILLE	SOCKET	BUCHSE
	13	565A0365		24	VIS	SCREW	SCHRAUBE
	14	565A0406		2	COUVERCLE	COVER	DECKEL
	15	565A0007	16-17	4	GRAISSEUR	GREASE FITING	SCHMIERNIPPEL
*	16	565A0420	G-ITA-777794	2	PIVOT	PIVOT	LAGERZAPFEN
*	16	565A0602	G-ITA-777795	2	PIVOT	PIVOT	LAGERZAPFEN
*	17	565A0419	G-ITA-777794	2	PIVOT	PIVOT	LAGERZAPFEN
*	17	565A0601	G-ITA-777795	2	PIVOT	PIVOT	LAGERZAPFEN
	18	565A0341	17	4	JOINT D'ETANCHEITE	SEAL	DICHTRING
	19	565A0448	17	2	ROULEMENT	BEARING	LAGER
*	20	565A0594	47 47	1	BOITIER DIREC	STEERING HOUSING	LENKGEHAEUSE
*	20		565A0408				
	21	565A0413		2	JOINT D'ETANCHEITE	SEAL	DICHTRING
	22	565A0361		2	BOUCHON MAGNETIQUE	MAGNET PLUG	MAGNETSTOPFEN
	23	565A0360		4	BOUCHON	PLUG	VERSCHL.STOPFEN
*	24	565A0595	48 48	1	BOITIER DIREC	STEERING HOUSING	LENKGEHAEUSE
*	24		565A0409				
	25	565A0415		2	JOINT D'ETANCHEITE	SEAL	DICHTRING
	26	565A0284		4	ROULEMENT	BEARING	LAGER
	27	7412332		20	GOUJON DE ROUE	WHEEL STUD	RADBOLZEN
	28	565A0300		2	MOYEU DE ROUE	WHEEL HUB	RADNABE
	29	565A0057		2	JOINT TORIQUE	O-RING	O-RING
*	30	565A0151	46-49	2	COURONNE DENTEE	RING GEAR	ZAHNKRANZ
*	31	565A0153	46-49	2	SUPPORT COURONNE	RING GEAR SUPPORT	HOHLRAD TRAEGER
*	32	565A0143	46-50	8	CIRCLIP	CIRCLIP	SICHERUNGSRING
*	33	565A0152	46-50	8	SATELLITE	SATELLITE	PLANETENRAD
*	34	565A0154	46-50	8	ROULEMENT	BEARING	LAGER
*	35	565A0610	565A0344	20	ECROU	NUT	MUTTER
	36	565A0149		4	VIS	SCREW	SCHRAUBE
*	37	565A0372	46-50	2	SUPPORT SATELLITES	PLANET GEAR CARRIER	PLANETENGEHAEUSE
	38	565A0158		16	GOUJON	STUD	STIFT
	39	7412248		16	ECROU	NUT	MUTTER
*	40	565A0142	46-49	2	CIRCLIP	CIRCLIP	SICHERUNGSRING

PONT AVANT : ESSIEU
FRONT AXLE: AXLE
VORDERACHSE : ACHSE

1	7413311
2	565A0355
3	565A0407
4	565A0373
5	565A0418
6	565A0545
7	7413304
8	565A0003
9	565A0336
10	565A0416
11	565A0443
12	565A0410
13	565A0365
14	565A0406
15	565A0007
16	565A0420 → G-ITA-777794
	565A0602 → G-ITA-777795
17	565A0419 → G-ITA-777794
	565A0601 → G-ITA-777795
18	565A0341
19	565A0448
20	565A0594 ⇒ 47
21	565A0413
22	565A0361
23	565A0360
24	565A0595 ⇒ 48
25	565A0415
26	565A0284
27	7412332
28	565A0300
29	565A0057
30	565A0151
31	565A0153
32	565A0143
33	565A0152
34	565A0154
35	565A0610
36	565A0149
37	565A0372
38	565A0158
39	7412248
40	565A0142
41	565A0431
42	565A0343
43	565A0370
44	7413300
45	565A0411
46	S
47	565A0596
48	565A0597
49	565A0577
50	565A0599

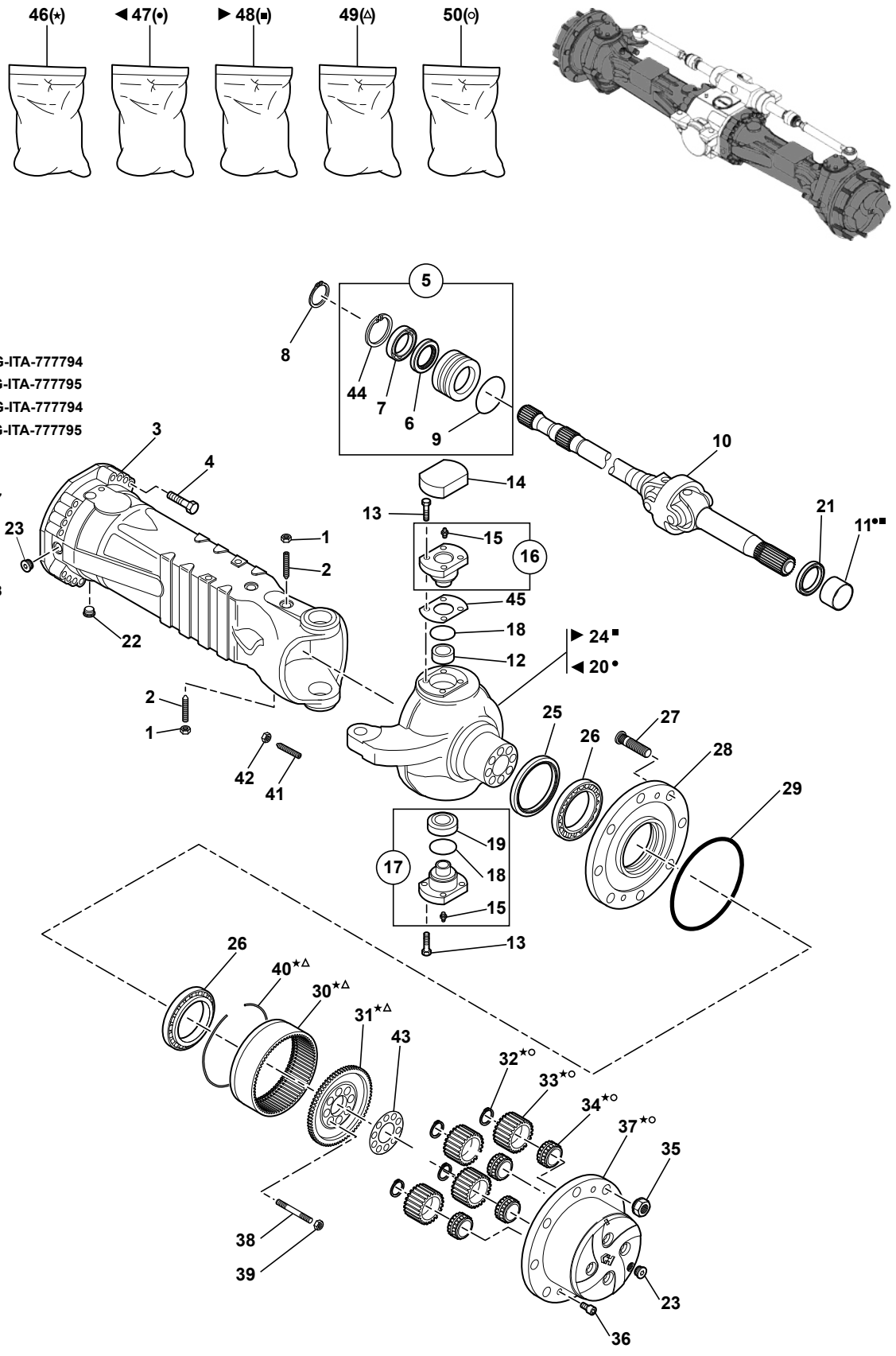

714MW_5400703_21_20_4A.eps

PONT AVANT : ESSIEU
FRONT AXLE : AXLE
VORDERACHSE : ACHSE

	41	565A0431		4	VIS	SCREW	SCHRAUBE
	42	565A0343		4	ECROU	NUT	MUTTER
	43	565A0370		2	TOLE DE SECURITE	LOCKING PLATE	SICHERUNGSBLECH
	44	7413300	5	2	CIRCLIP	CIRCLIP	SICHERUNGSRING
	45	565A0411		1	CALES (JEU)	SHIM (KIT)	UNTERLAGEN (BAUSATZ)
*	46	565A0421	S	2	SUPPORT SATELLITES	PLANET GEAR CARRIER	PLANETENGEHAEUSE
*	47	565A0596	565A0422	1	BOITIER DIREC	STEERING HOUSING	LENKGEHAEUSE
*	48	565A0597	565A0423	1	BOITIER DIREC	STEERING HOUSING	LENKGEHAEUSE
*	49	565A0577		2	KIT COURONNE DENTEE	KIT RING GEAR	BAUSAZT ZAHNKRANZ
*	50	565A0599		2	KIT SUPPORT SATELLITES	PLANET GEAR CARRIER KIT	PLANETENGEHAEUSE (BAUSATZ)

PONT AVANT : FREIN
FRONT AXLE: BRAKE
VORDERACHSE : BREMSE

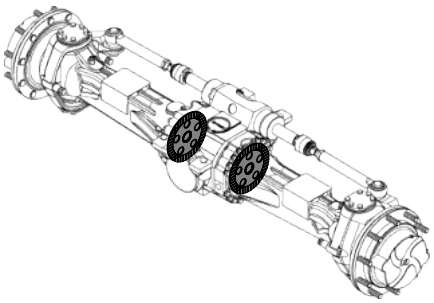

1	565A0625
2	565A0383
3	565A0246
4	565A0302
5	565A0194
6	565A0218
7	565A0180
8	565A0181
9	565A0179
10	565A0176
11	7412424
12	565A0022
13	565A0171
14	565A0307

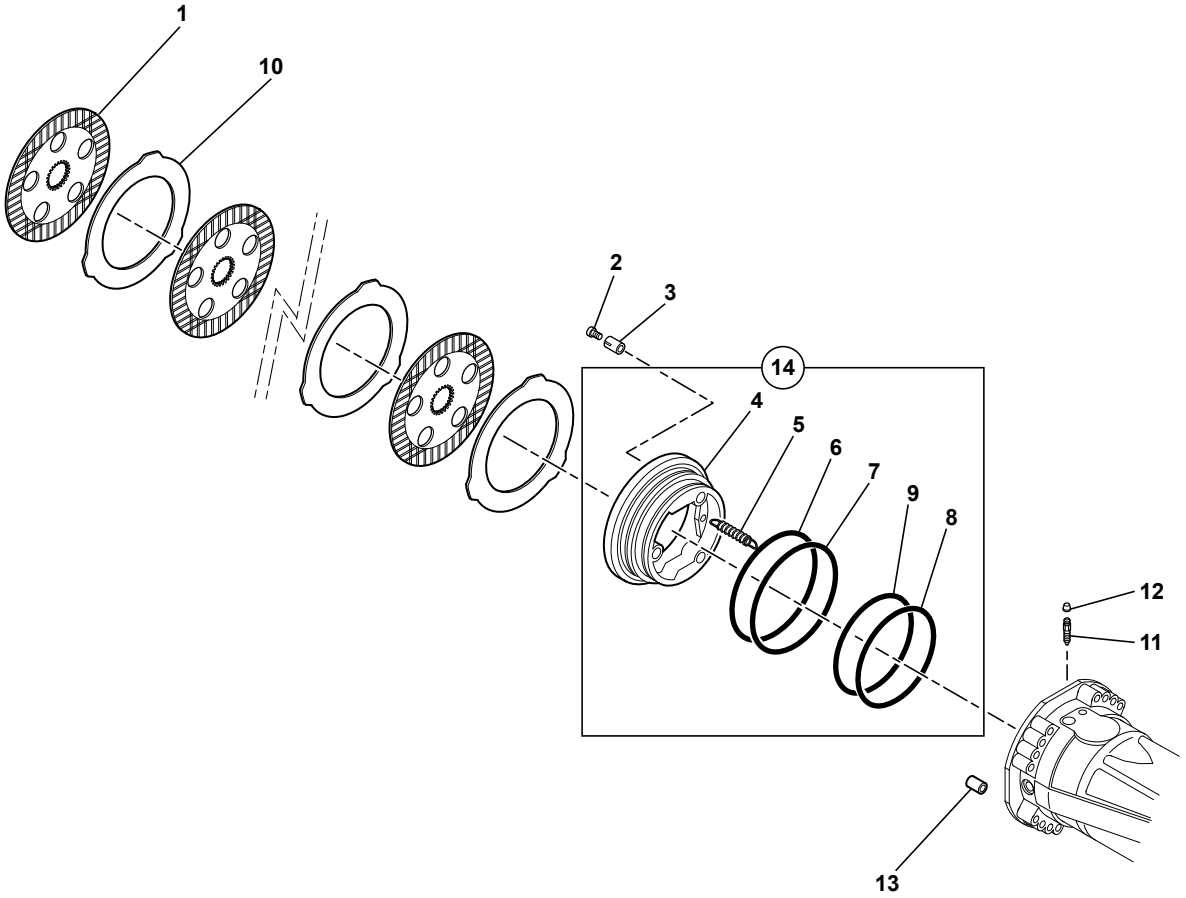

714MW_5400703_21_20_5A.eps

PONT AVANT : FREIN
FRONT AXLE : BRAKE
VORDERACHSE : BREMSE

*	1	565A0625	●○ 565A0188	8	DISQUE DE FREIN	BRAKE DISC	BREMSSCHEIBE
	2	565A0383		6	VIS DE REGLAGE	ADJUSTING BOLT	NACHSTELLSCHRAUBE
	3	565A0246		6	RESSORT	SPRING	FEDER
	4	565A0302	14	2	PISTON	PISTON	KOLBEN
	5	565A0194	14	6	RESSORT	SPRING	FEDER
	6	565A0218	14	2	BAGUE ANTIEXTRUSION	BACK - UP RING	ANTIEXTRUSIONSRING
	7	565A0180	14	2	JOINT TORIQUE	O-RING	O-RING
	8	565A0181	14	2	BAGUE ANTIEXTRUSION	BACK - UP RING	ANTIEXTRUSIONSRING
	9	565A0179	14	2	JOINT TORIQUE	O-RING	O-RING
	10	565A0176		10	DISQUE INTERMEDIAIRE	INTERMEDIATE BRAKE DISC	GEGENLAMELLE
	11	7412424		2	VIS	SCREW	SCHRAUBE
	12	565A0022		2	BOUCHON	PLUG	VERSCHL.STOPFEN
	13	565A0171		2	BROCHE	DOWEL	STIFT
	14	565A0307		2	KIT PISTON	PISTON KIT	KOLBEN KIT

PONT AVANT : VÉRIN DE DIRECTION
FRONT AXLE: STEERING RAM
VORDERACHSE : LOFFELZYLINDER

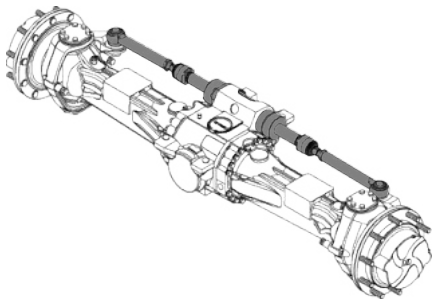

1	565A0617
2	565A0426
3	565A0427

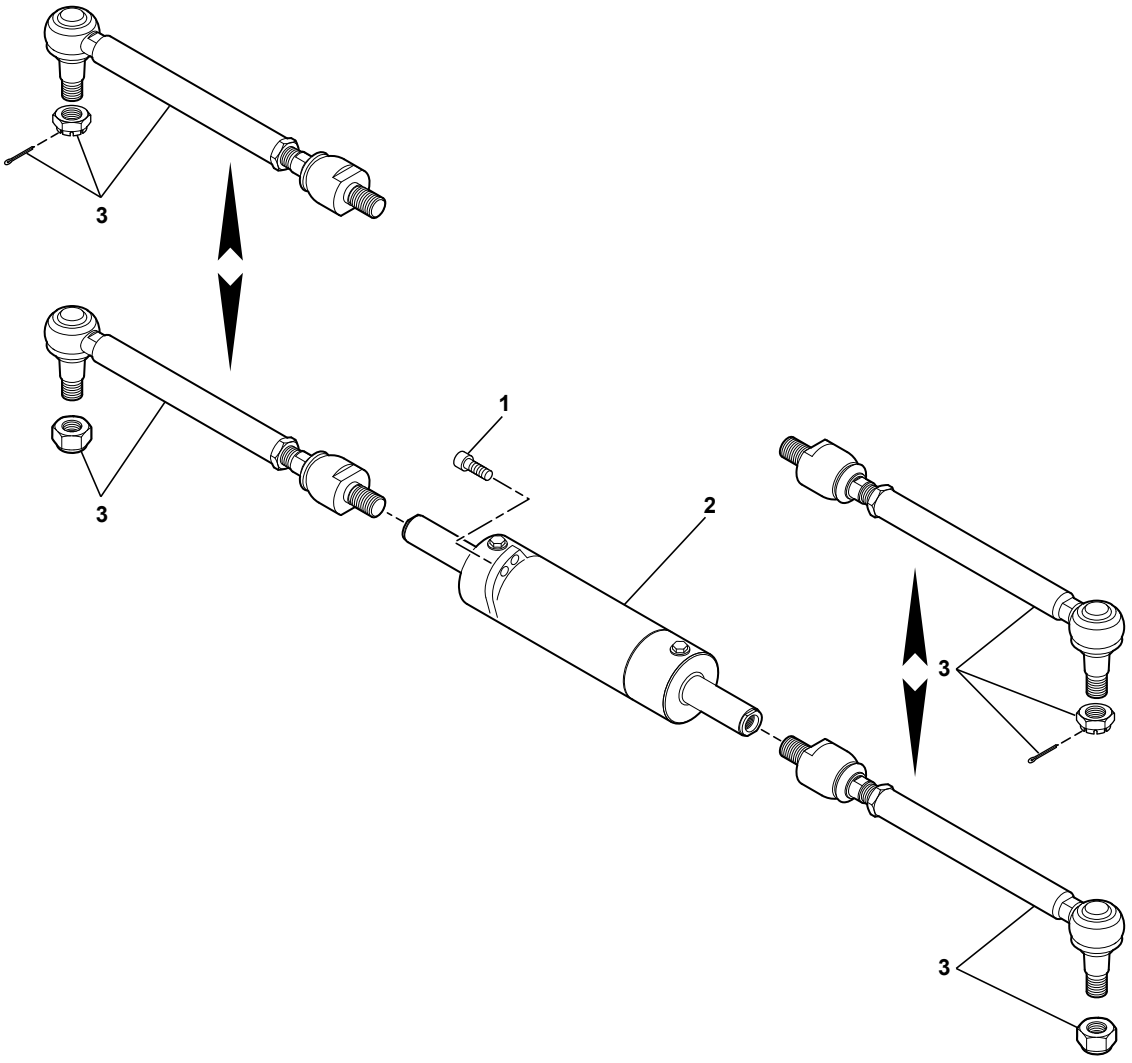

714MW_5400703_21_20_6A.eps

PONT AVANT : VERIN DE DIRECTION
FRONT AXLE: STEERING RAM
VORDERACHSE : LOFFELZYLINDER

*	1	565A0617	565A0350	4	VIS	SCREW	SCHRAUBE
	2	565A0426		1	VERIN	RAM	ZYLINDER
	3	565A0427		2	TIGE AXIALE ARTICULEE	ARTICULATED TIE ROD	GELENKTESPURSTANGE

PONT AVANT : SUPPORT
FRONT AXLE: BRACKET
VORDERACHSE : TRÄGER

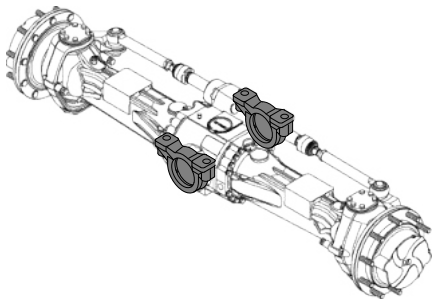

1	565A0444
2	565A0014
3	565A0256
4	565A0007
5	565A0196
6	565A0257

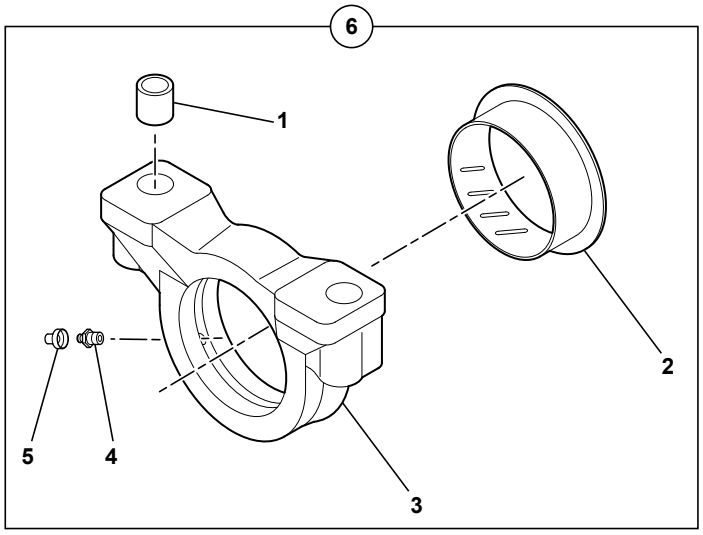

714MW_5400703_21_20_7A.eps

PONT AVANT : SUPPORT
FRONT AXLE: BRACKET
VORDERACHSE : TRAGER

1	565A0444	6	2	MANCHON DE REDUCTION	REDUCTION BUSHING	ZWISCHENBUCHSE
2	565A0014	6	1	DOUILLE	SOCKET	BUCHSE
3	565A0256	6	1	SUPPORT	BRACKET	TRAEGER
4	565A0007	6	1	GRAISSEUR	GREASE FITING	SCHMIERNIPPEL
5	565A0196	6	1	BOUCHON	PLUG	VERSCHL.STOPFEN
6	565A0257		2	SUPPORT	BRACKET	TRAEGER

PONT ARRIÈRE
REAR AXLE
HINTERACHSE

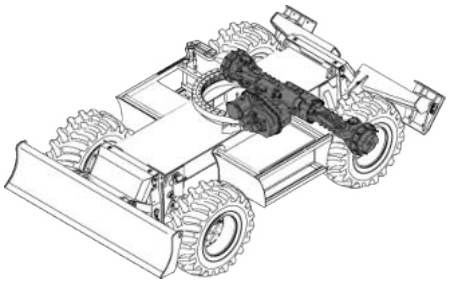

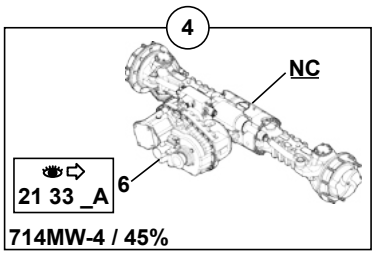

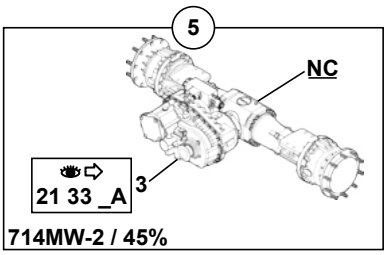

1	5650104	*	
2	5650103	*	
3	565A0559	*	714MW-2
4	5650106	*	
5	5650105	*	
6	565A0567	*	714MW-4

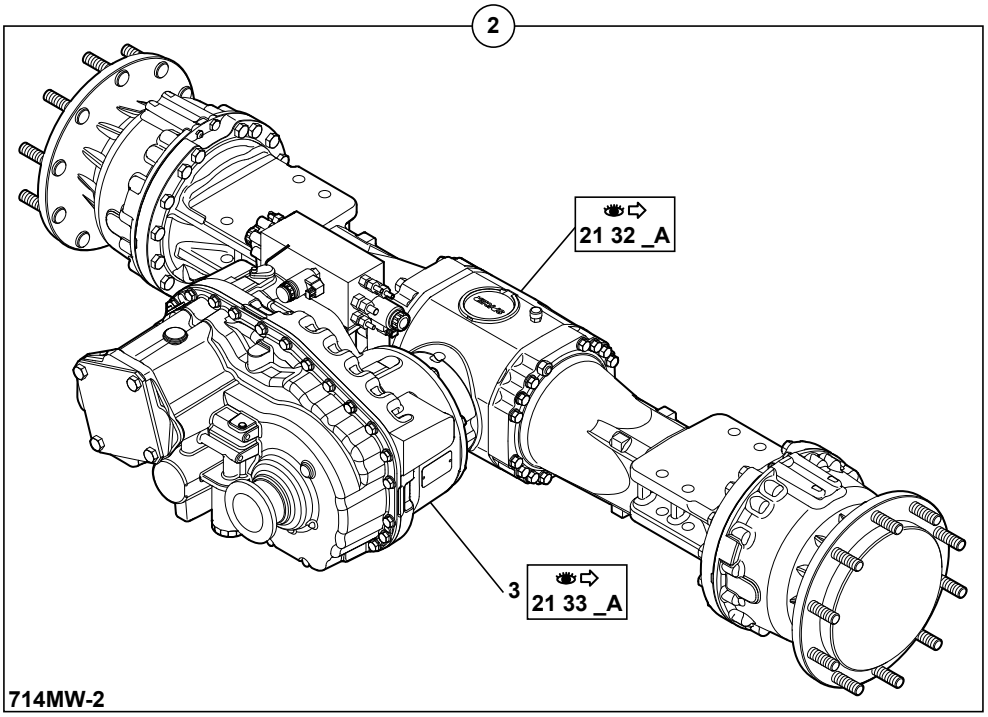

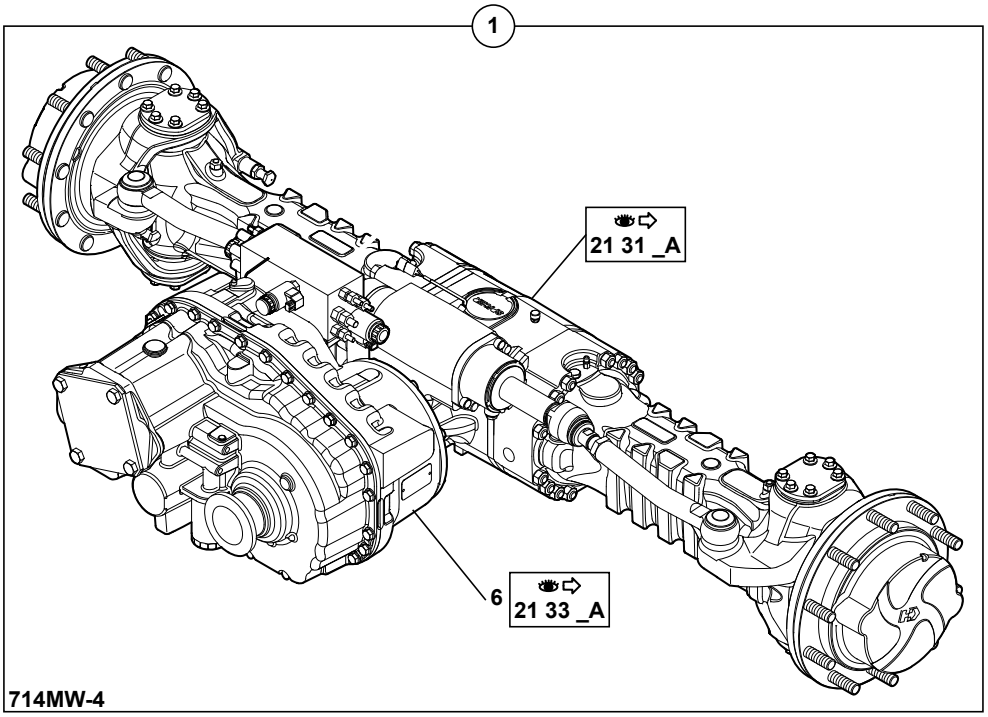

714MW_5400703_21_30_1A.eps

PONT ARRIERE
REAR AXLE
HINTERACHSE

1	5650104			356/212/56	1	PONT ARRIERE	REAR AXLE	HINTERACHSE
1				714MW-4				
2	5650103			356/162/57	1	PONT ARRIERE	REAR AXLE	HINTERACHSE
2				714MW-2				
3	565A0559	2-5		714MW-2	1	BOÎTE A VITESSES	GEAR BOX	SCHALT GETRIEBE
4	5650106			356/212/54 45%	1	PONT ARRIERE GLISSEMENT LIMITE	REAR AXLE WITH LIMITED SLIP	HINTERACHSE AN BEGRENZTEM RUTSCHEN
4				714MW-4				
5	5650105			356/162/55 45%	1	PONT ARRIERE GLISSEMENT LIMITE	REAR AXLE WITH LIMITED SLIP	HINTERACHSE AN BEGRENZTEM RUTSCHEN
5				714MW-2				
6	565A0567	1-4		714MW-4	1	BOÎTE A VITESSES	GEAR BOX	SCHALT GETRIEBE

PONT ARRIÈRE (4 ROUES DIRECTRICES) : CARTER
REAR AXLE (4 DIRECT WHEELS): SUMP
HINTERACHSE (4 LEITENDE RÄDER) : WANNE

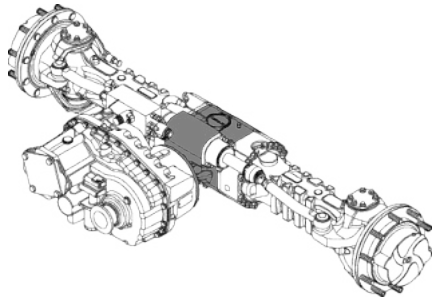

1	565A0106
2	565A0110
3	565A0404
4	565A0398
5	565A0111
6	565A0360
7	565A0361
8	7413300
9	565A0335

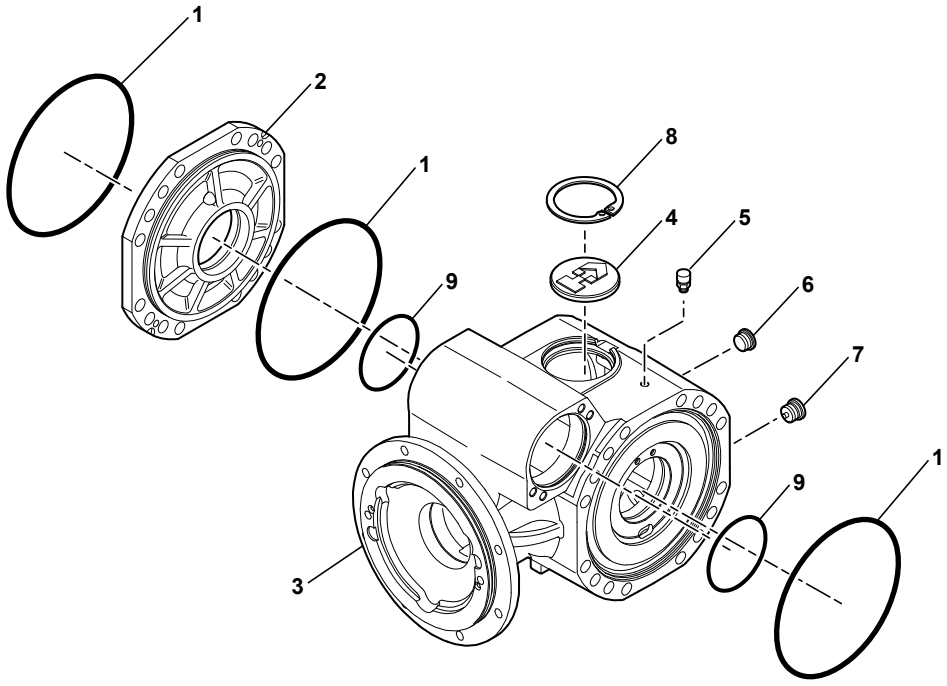

714MW_5400703_21_31_1A.eps

PONT ARRIERE (4 ROUES DIRECTRICES) : CARTER
REAR AXLE (4 DIRECT WHEELS): SUMP
HINTERACHSE (4 LEITENDE RADER) : WANNE

1	565A0106	3	JOINT TORIQUE	O-RING	O-RING
2	565A0110	1	COUVERCLE INTERMEDIAIRE	INTERMEDIATE COVER	ZWISCHENDECKEL
3	565A0404	1	CARTER	HOUSING	GEHAEUSE
4	565A0398	1	BOUCHON	PLUG	VERSCHL.STOPFEN
5	565A0111	1	RENIFLARD	BREATHER	ENTLUEFTER
6	565A0360	1	BOUCHON	PLUG	VERSCHL.STOPFEN
7	565A0361	1	BOUCHON MAGNETIQUE	MAGNET PLUG	MAGNETSTOPFEN
8	7413300	1	CIRCLIP	CIRCLIP	SICHERUNGSRING
9	565A0335	2	JOINT TORIQUE	O-RING	O-RING

PONT ARRIÈRE (4 ROUES DIRECTRICES) : DIFFÉRENTIEL
REAR AXLE (4 DIRECT WHEELS): DIFFERENTIAL
HINTERACHSE (4 LEITENDE RÄDER) : DIFFERENTIAL

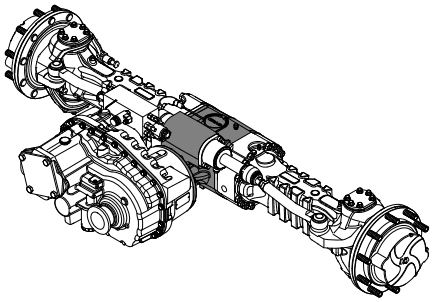

1	565A0249	
2	565A0121	
3	565A0366	
4	565A0120	
5	565A0134	
6	565A0621	
7	565A0611	
8	565A0125	
9	565A0364	
10	565A0363	
11	565A0118	
12	565A0119	
13	565A0129	→ H-ITA-767125 / F-ITA-775341
	565A0574	↦ H-ITA-767126 / F-ITA-775342
14	565A0130	
15	565A0362	
16	565A0348	
17	565A0131	
18	565A0051	
19	565A0232	
20	565A0127	→ H-ITA-767125 / F-ITA-775341
	565A0573	↦ H-ITA-767126 / F-ITA-775342
21	565A0367	
22	565A0337	
23	565A0346	
24	565A0354	
25	565A0600	
26	565A0011	

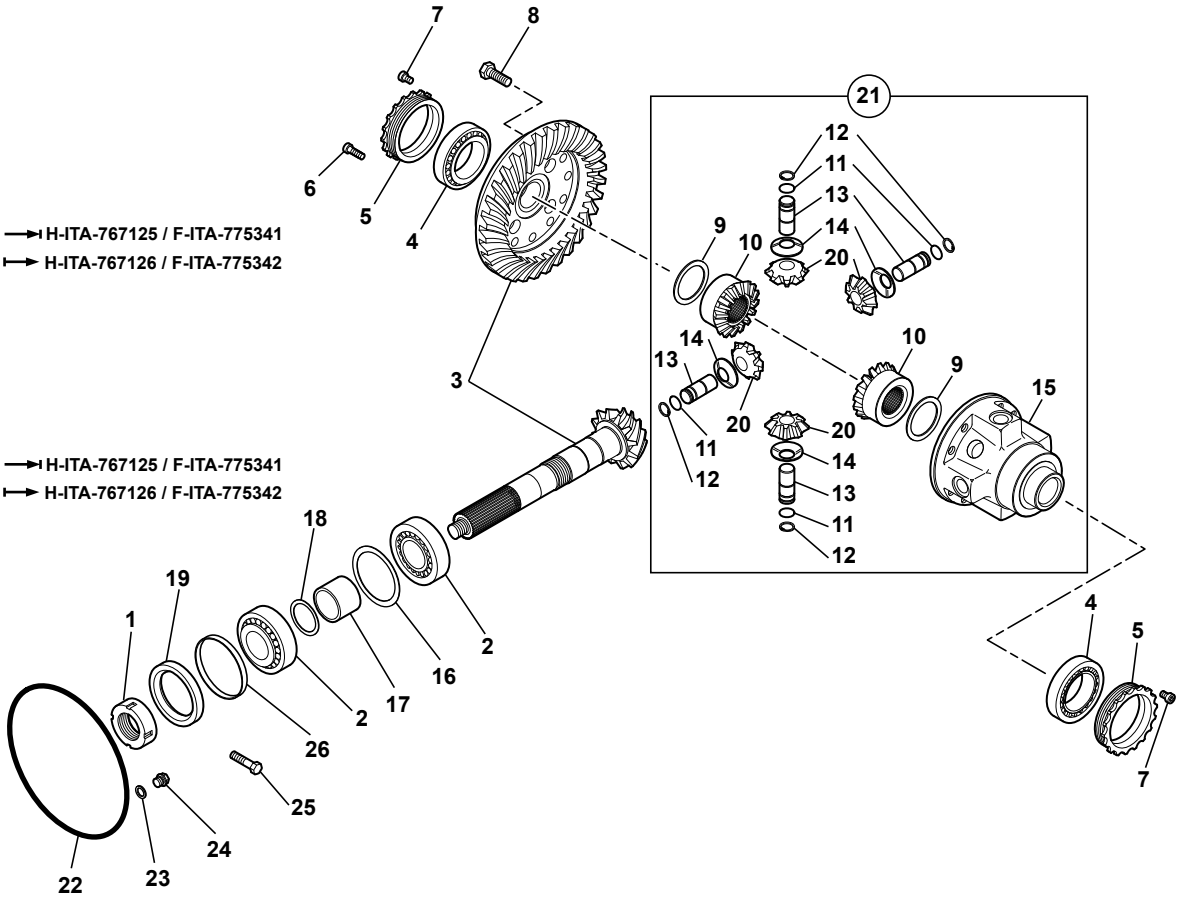

714MW_5400703_21_31_2A.eps

PONT ARRIERE (4 ROUES DIRECTRICES) : DIFFERENTIEL
REAR AXLE (4 DIRECT WHEELS): DIFFERENTIAL
HINTERACHSE (4 LEITENDE RADER) : DIFFERENTIAL

	1	565A0249			1	ECROU	NUT	MUTTER
	2	565A0121			2	ROULEMENT CONIQUE	TAPER ROLLER BEARNIN	KEGELROLLENLAGER
	3	565A0366			1	COUPLE CONIQUE	TAPERED TORQUE	KONUSKUPPLUNG
	4	565A0120			2	ROULEMENT CONIQUE	TAPER ROLLER BEARNIN	KEGELROLLENLAGER
	5	565A0134			2	ECROU	NUT	MUTTER
*	6	565A0621		●○ 7412290	4	VIS	SCREW	SCHRAUBE
*	7	565A0611		●○ 565A0124	2	VIS	SCREW	SCHRAUBE
	8	565A0125			12	VIS	SCREW	SCHRAUBE
	9	565A0364	21		2	RONDELLE	WASHER	UNTERLEGSCHEIBE
	10	565A0363	21		2	ENGRENAGE PLANETAIRE	EPICYCLIC GEAR	PLANETENGETRIEBE
	11	565A0118	21		4	CIRCLIP	CIRCLIP	SICHERUNGSRING
	12	565A0119	21		4	CIRCLIP	CIRCLIP	SICHERUNGSRING
*	13	565A0129		→I H-ITA-767125	4	AXE	CLEVIS PIN	BOLZEN
*	13			& F-ITA-775341				
*	13	565A0574	21	I→ H-ITA-767126	4	AXE	CLEVIS PIN	BOLZEN
*	13			& F-ITA-775342				
	14	565A0130	21		4	RONDELLE	WASHER	UNTERLEGSCHEIBE
	15	565A0362	21		1	CARTER DIFFERENTIEL	DIFF HOUSING	DIFF GEHAEUSE
	16	565A0348			1	CALES (JEU)	SHIM (KIT)	UNTERLAGEN (BAUSATZ)
	17	565A0131			1	ENTRETOISE	SPACER	ABSTANDSTUECK
	18	565A0051			1	CALE	SHIM	KEIL
	19	565A0232			1	JOINT D'ETANCHEITE	SEAL	DICHTRING
*	20	565A0127		→I H-ITA-767125	4	SATELLITE	SATELLITE	PLANETENRAD
*	20			& F-ITA-775341				
*	20	565A0573	21	I→ H-ITA-767126	4	SATELLITE	SATELLITE	PLANETENRAD
*	20			& F-ITA-775342				
	21	565A0367			1	KIT DIFFERENTIEL	DIFFERENTIAL KIT	DIFF. (BAUSATZ)
	22	565A0337			1	JOINT TORIQUE	O-RING	O-RING
	23	565A0346			2	BAGUE D'ETANCHEITE	SEAL WASHER	DICHTRING
	24	565A0354			2	VIS	SCREW	SCHRAUBE
*	25	565A0600		●○ 565A0008	2	VIS	SCREW	SCHRAUBE
	26	565A0011			1	ENTRETOISE	SPACER	ABSTANDSTUECK

PONT ARRIÈRE (4 ROUES DIRECTRICES) : ESSIEU
REAR AXLE (4 DIRECT WHEELS): AXLE
HINTERACHSE (4 LEITENDE RÄDER) : ACHSE

1	565A0253
2	565A0355
3	565A0412
4	565A0414
5	565A0147
6	565A0418
7	565A0545
8	7413304
9	565A0003
10	565A0336
11	565A0417
12	565A0443
13	565A0410
14	565A0125
15	565A0196
16	565A0007
17	565A0434 → G-ITA-759396
	565A0604 → G-ITA-759397
18	565A0433 → G-ITA-759396
	565A0603 → G-ITA-759397
19	565A0430
20	565A0448
21	565A0594
22	565A0413
23	565A0361
24	565A0360
25	565A0595
26	565A0415
27	565A0284
28	7412332
29	565A0300
30	565A0057
31	565A0151
32	565A0153
33	565A0143
34	565A0152
35	565A0154
36	565A0610
37	565A0149
38	565A0372
39	565A0158
40	565A0145
41	565A0142
42	565A0548
43	565A0343
44	565A0370
45	7413300
46	565A0446
47	565A0411
48	S
49	565A0342
50	565A0106
51	565A0596
52	565A0597
53	565A0424
54	565A0445
55	565A0577
56	565A0599

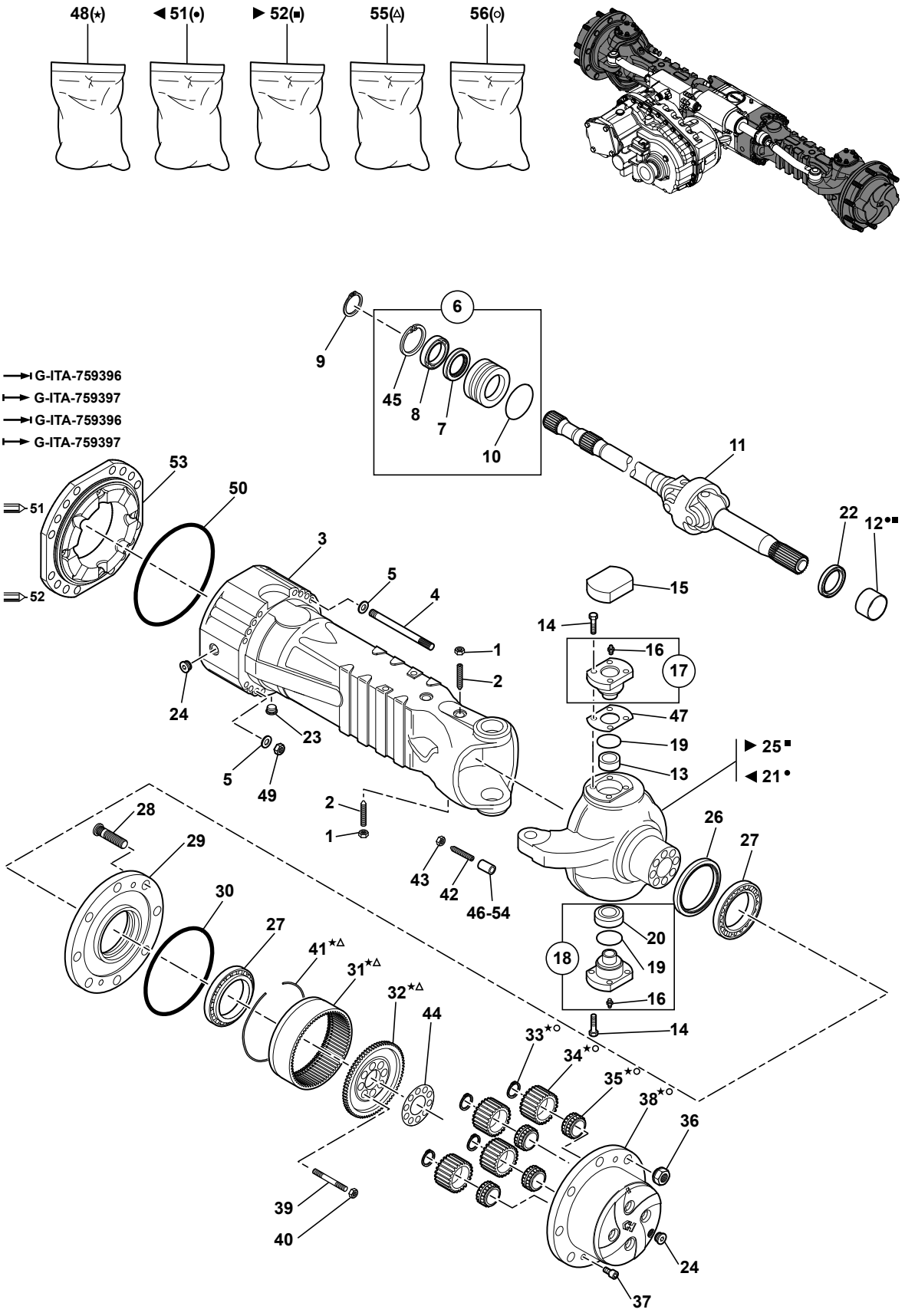

714MW_5400703_21_31_3A.eps

PONT ARRIERE (4 ROUES DIRECTRICES) : ESSIEU
REAR AXLE (4 DIRECT WHEELS): AXLE
HINTERACHSE (4 LEITENDE RADER) : ACHSE

1	565A0253			2	ECROU	NUT	MUTTER
2	565A0355			2	VIS	SCREW	SCHRAUBE
3	565A0412			2	CORPS D'ESSIEU	AXLE CASE	ACHSKOERPER
4	565A0414			32	GOUJON	STUD	STIFT
5	565A0147			32	RONDELLE	WASHER	UNTERLEGSCHEIBE
6	565A0418			2	MANCHON DE REDUCTION	REDUCTION BUSHING	ZWISCHENBUCHSE
7	565A0545	6		2	JOINT D'ETANCHEITE	SEAL	DICHTRING
8	7413304	6		2	ROULEMENT BILLES	BALL BEARING	KUGELLAGER
9	565A0003			2	CIRCLIP	CIRCLIP	SICHERUNGSRING
10	565A0336	6		2	JOINT TORIQUE	O-RING	O-RING
11	565A0417			2	CARDAN	UNIVERSAL JOINT	GELENKWELLE
12	565A0443	51-52		2	DOUILLE	SOCKET	BUCHSE
13	565A0410			2	DOUILLE	SOCKET	BUCHSE
14	565A0125			24	VIS	SCREW	SCHRAUBE
15	565A0196			4	BOUCHON	PLUG	VERSCHL.STOPFEN
16	565A0007	17-18		4	GRAISSEUR	GREASE FITING	SCHMIERNIPPEL
* 17	565A0434		G-ITA-759396	2	PIVOT	PIVOT	LAGERZAPFEN
* 17	565A0604		G-ITA-759397	2	PIVOT	PIVOT	LAGERZAPFEN
* 18	565A0433		G-ITA-759396	2	PIVOT	PIVOT	LAGERZAPFEN
* 18	565A0603		G-ITA-759397	2	PIVOT	PIVOT	LAGERZAPFEN
19	565A0430	18		4	BAGUE D'ETANCHEITE	SEAL WASHER	DICHTRING
20	565A0448	18		2	ROULEMENT	BEARING	LAGER
* 21	565A0594	51	51	1	BOITIER DIREC	STEERING HOUSING	LENKGEHAEUSE
* 21			565A0408				
22	565A0413			2	JOINT D'ETANCHEITE	SEAL	DICHTRING
23	565A0361			2	BOUCHON MAGNETIQUE	MAGNET PLUG	MAGNETSTOPFEN
24	565A0360			4	BOUCHON	PLUG	VERSCHL.STOPFEN
* 25	565A0595	52	52	1	BOITIER DIREC	STEERING HOUSING	LENKGEHAEUSE
* 25			565A0409				
26	565A0415			2	JOINT D'ETANCHEITE	SEAL	DICHTRING
27	565A0284			4	ROULEMENT	BEARING	LAGER
28	7412332			20	GOUJON DE ROUE	WHEEL STUD	RADBOLZEN
29	565A0300			2	MOYEU DE ROUE	WHEEL HUB	RADNABE
30	565A0057			2	JOINT TORIQUE	O-RING	O-RING
* 31	565A0151	48-55		2	COURONNE DENTEE	RING GEAR	ZAHNKRANZ
* 32	565A0153	48-55		2	SUPPORT COURONNE	RING GEAR SUPPORT	HOHLRAD TRAEGER
* 33	565A0143	48-56		8	CIRCLIP	CIRCLIP	SICHERUNGSRING
* 34	565A0152	48-56		8	SATELLITE	SATELLITE	PLANETENRAD
* 35	565A0154	48-56		8	ROULEMENT	BEARING	LAGER
* 36	565A0610		565A0344	20	ECROU	NUT	MUTTER
37	565A0149			4	VIS	SCREW	SCHRAUBE
* 38	565A0372	48-56		2	SUPPORT SATELLITES	PLANET GEAR CARRIER	PLANETENGEHAEUSE
39	565A0158			16	GOUJON	STUD	STIFT
40	565A0145			16	ECROU	NUT	MUTTER

PONT ARRIÈRE (4 ROUES DIRECTRICES) : ESSIEU
REAR AXLE (4 DIRECT WHEELS): AXLE
HINTERACHSE (4 LEITENDE RÄDER) : ACHSE

1	565A0253
2	565A0355
3	565A0412
4	565A0414
5	565A0147
6	565A0418
7	565A0545
8	7413304
9	565A0003
10	565A0336
11	565A0417
12	565A0443
13	565A0410
14	565A0125
15	565A0196
16	565A0007
17	565A0434 → G-ITA-759396
	565A0604 → G-ITA-759397
18	565A0433 → G-ITA-759396
	565A0603 → G-ITA-759397
19	565A0430
20	565A0448
21	565A0594
22	565A0413
23	565A0361
24	565A0360
25	565A0595
26	565A0415
27	565A0284
28	7412332
29	565A0300
30	565A0057
31	565A0151
32	565A0153
33	565A0143
34	565A0152
35	565A0154
36	565A0610
37	565A0149
38	565A0372
39	565A0158
40	565A0145
41	565A0142
42	565A0548
43	565A0343
44	565A0370
45	7413300
46	565A0446
47	565A0411
48	S
49	565A0342
50	565A0106
51	565A0596
52	565A0597
53	565A0424
54	565A0445
55	565A0577
56	565A0599

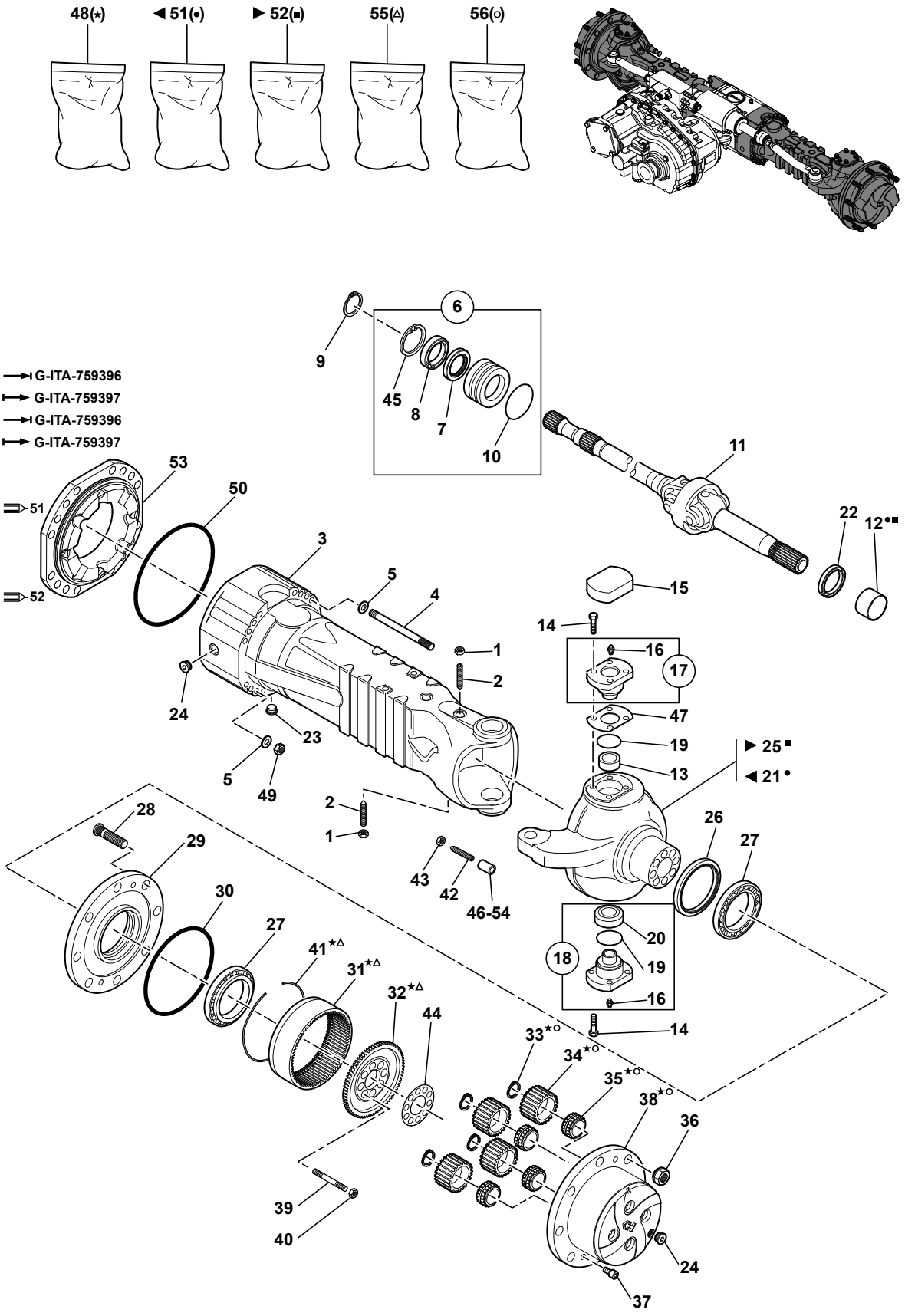

714MW_5400703_21_31_3A.eps

PONT ARRIERE (4 ROUES DIRECTRICES) : ESSIEU
REAR AXLE (4 DIRECT WHEELS): AXLE
HINTERACHSE (4 LEITENDE RADER) : ACHSE

*	41	565A0142	48-55	2	CIRCLIP	CIRCLIP	SICHERUNGSRING
	42	565A0548		4	VIS	SCREW	SCHRAUBE
	43	565A0343		4	ECROU	NUT	MUTTER
	44	565A0370		2	TOLE DE SECURITE	LOCKING PLATE	SICHERUNGSBLECH
	45	7413300	6	2	CIRCLIP	CIRCLIP	SICHERUNGSRING
	46	565A0446		2	ENTRETOISE	SPACER	ABSTANDSTUECK
	47	565A0411		1	CALES (JEU)	SHIM (KIT)	UNTERLAGEN (BAUSATZ)
*	48	565A0421	S	2	SUPPORT SATELLITES	PLANET GEAR CARRIER	PLANETENGEHAEUSE
	49	565A0342		32	ECROU	NUT	MUTTER
	50	565A0106		2	JOINT TORIQUE	O-RING	O-RING
*	51	565A0596	●○ 565A0422	1	BOITIER DIREC	STEERING HOUSING	LENKGEHAEUSE
*	52	565A0597	●○ 565A0423	1	BOITIER DIREC	STEERING HOUSING	LENKGEHAEUSE
	53	565A0424		2	ENTRETOISE	SPACER	ABSTANDSTUECK
	54	565A0445		2	ENTRETOISE	SPACER	ABSTANDSTUECK
*	55	565A0577		2	KIT COURONNE DENTEE	KIT RING GEAR	BAUSAZT ZAHNKRANZ
*	56	565A0599		2	KIT SUPPORT SATELLITES	PLANET GEAR CARRIER KIT	PLANETENGEHAEUSE (BAUSATZ)

PONT ARRIÈRE (4 ROUES DIRECTRICES) : FREIN
REAR AXLE (4 DIRECT WHEELS): BRAKE
HINTERACHSE (4 LEITENDE RÄDER) : BREMSE

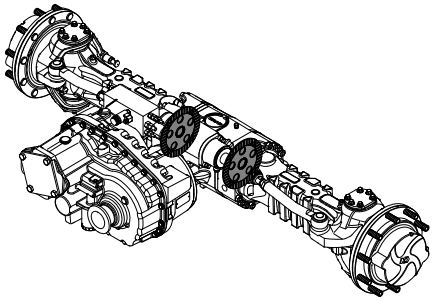

1	565A0625
2	565A0579
3	565A0246
4	565A0302
5	565A0194
6	565A0218
7	565A0180
8	565A0181
9	565A0179
10	565A0176
11	7412424
12	565A0022
13	565A0171
14	565A0307

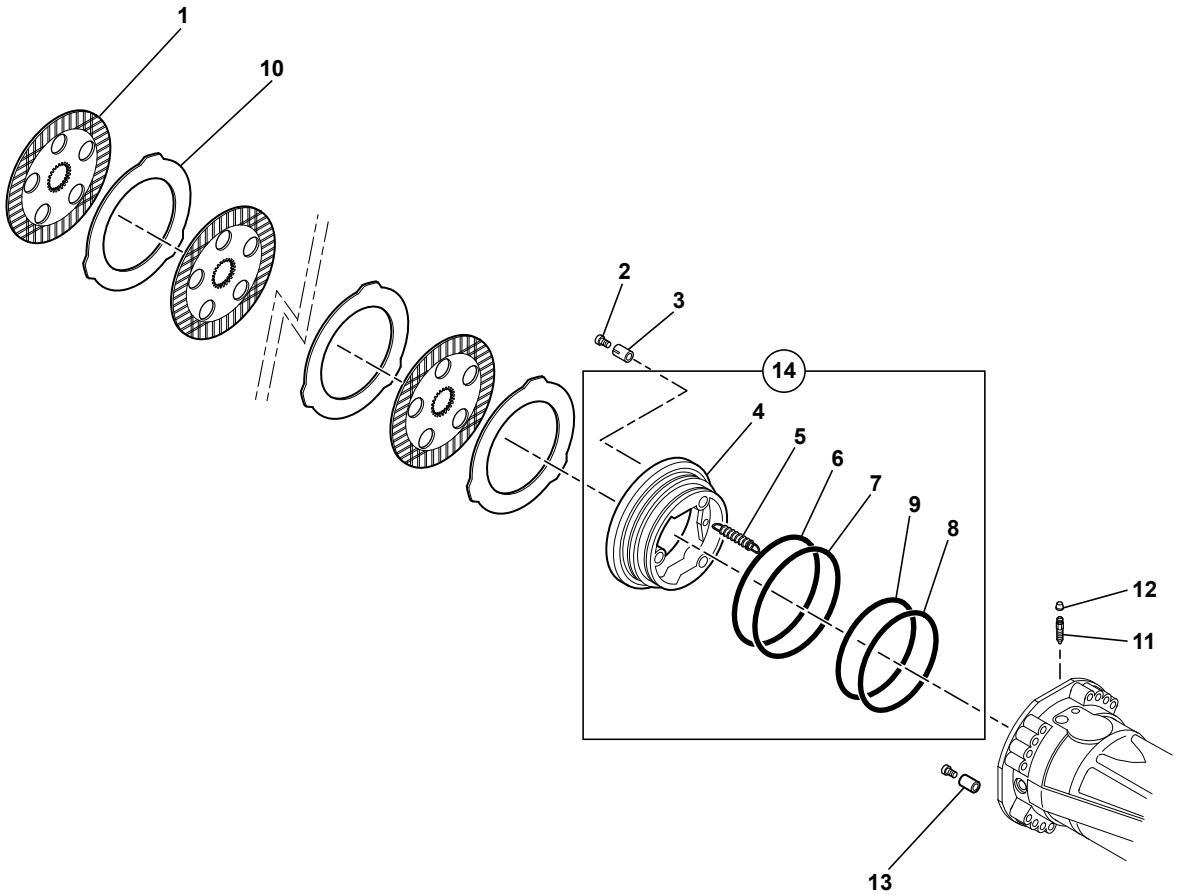

714MW_5400703_21_31_4A.eps

PONT ARRIERE (4 ROUES DIRECTRICES) : FREIN
REAR AXLE (4 DIRECT WHEELS): BRAKE
HINTERACHSE (4 LEITENDE RADER) : BREMSE

*	1	565A0625	●○ 565A0188	8	DISQUE DE FREIN	BRAKE DISC	BREMSSCHEIBE
*	2	565A0579	●○ 565A0383	6	VIS DE REGLAGE	ADJUSTING BOLT	NACHSTELLSCHRAUBE
	3	565A0246		6	RESSORT	SPRING	FEDER
	4	565A0302	14	2	PISTON	PISTON	KOLBEN
	5	565A0194	14	6	RESSORT	SPRING	FEDER
	6	565A0218	14	2	BAGUE ANTIEXTRUSION	BACK - UP RING	ANTIEXTRUSIONSRING
	7	565A0180	14	2	JOINT TORIQUE	O-RING	O-RING
	8	565A0181	14	2	BAGUE ANTIEXTRUSION	BACK - UP RING	ANTIEXTRUSIONSRING
	9	565A0179	14	2	JOINT TORIQUE	O-RING	O-RING
	10	565A0176		10	DISQUE INTERMEDIAIRE	INTERMEDIATE BRAKE DISC	GEGENLAMELLE
	11	7412424		2	VIS	SCREW	SCHRAUBE
	12	565A0022		2	BOUCHON	PLUG	VERSCHL.STOPFEN
	13	565A0171		2	BROCHE	DOWEL	STIFT
	14	565A0307		2	KIT PISTON	PISTON KIT	KOLBEN KIT

PONT ARRIÈRE (4 ROUES DIRECTRICES) : VÉRIN DE DIRECTION
REAR AXLE (4 DIRECT WHEELS): STEERING RAM
HINTERACHSE (4 LEITENDE RÄDER) : LOFFELZYLINDER

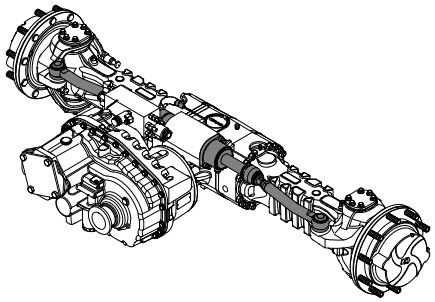

1	565A0617
2	565A0447
3	565A0616
4	565A0425
5	565A0429 ▶
6	565A0428 ◀

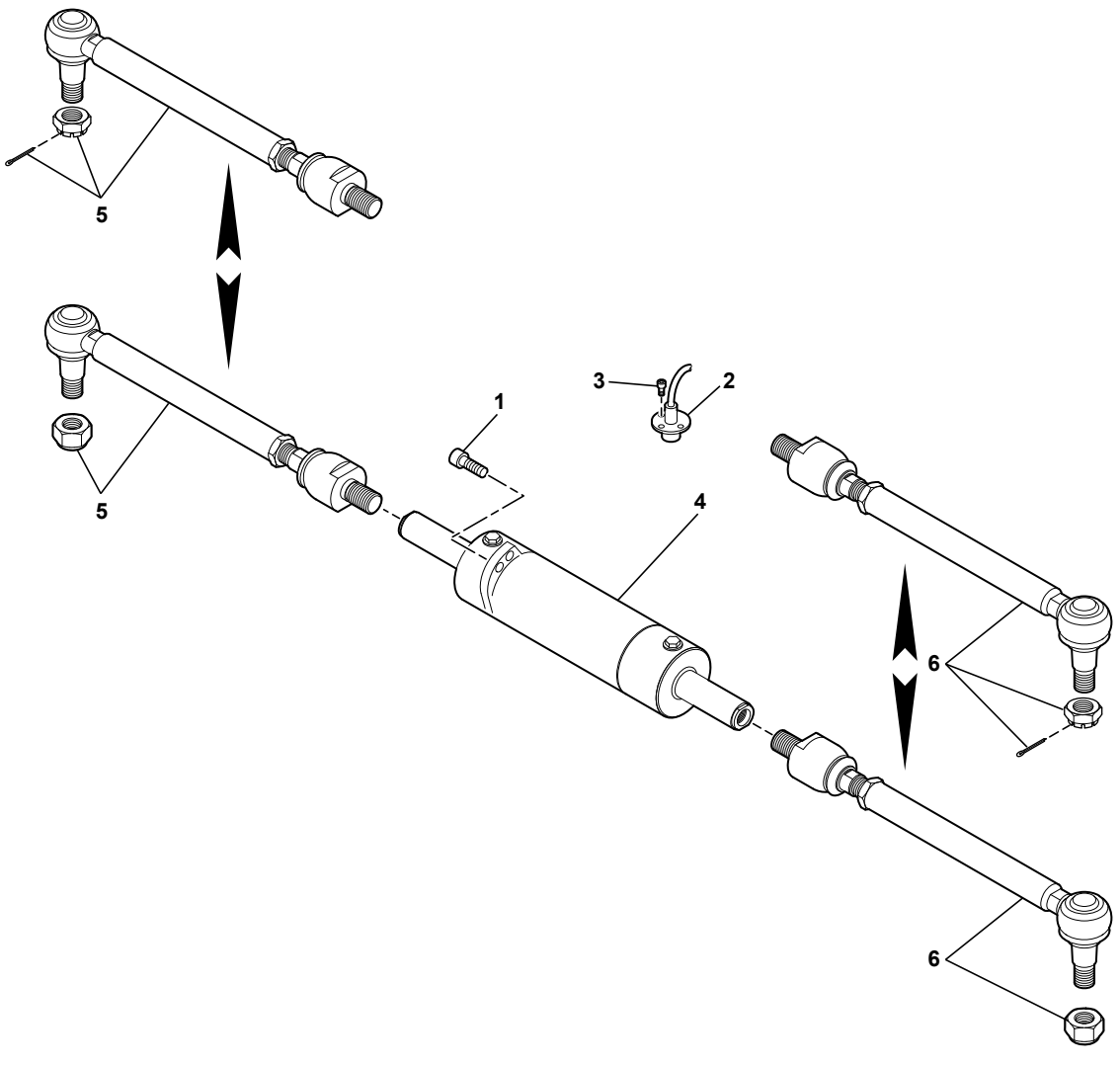

714MW_5400703_21_31_5A.eps

PONT ARRIERE (4 ROUES D) : VERIN DE DIRECTION
REAR AXLE (4 D WHEELS): STEERING RAM
HINTERACHSE (4 L RADER) : LOFFELZYLINDER

*	1	565A0617	●○ 565A0350	4	VIS	SCREW	SCHRAUBE
	2	565A0447		1	CAPTEUR	SENSOR	SENSOR
*	3	565A0616	●○ 565A0351	3	VIS	SCREW	SCHRAUBE
	4	565A0425		1	VERIN	RAM	ZYLINDER
	5	565A0429	▶	1	TIGE AXIALE ARTICULEE	ARTICULATED TIE ROD	GELENKTESPURSTANGE
	6	565A0428	◀	1	TIGE AXIALE ARTICULEE	ARTICULATED TIE ROD	GELENKTESPURSTANGE

PONT ARRIÈRE : CARTER
REAR AXLE: SUMP
HINTERACHSE : WANNE

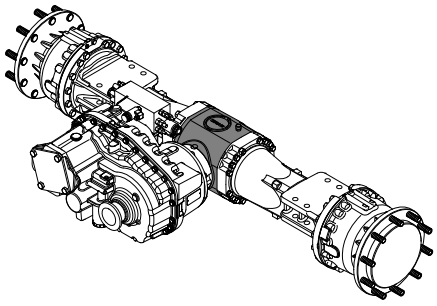

1	565A0106
2	565A0110
3	565A0359
4	565A0398
5	7414000
6	565A0360
7	565A0361
8	7413300
9	565A0357
10	565A0111

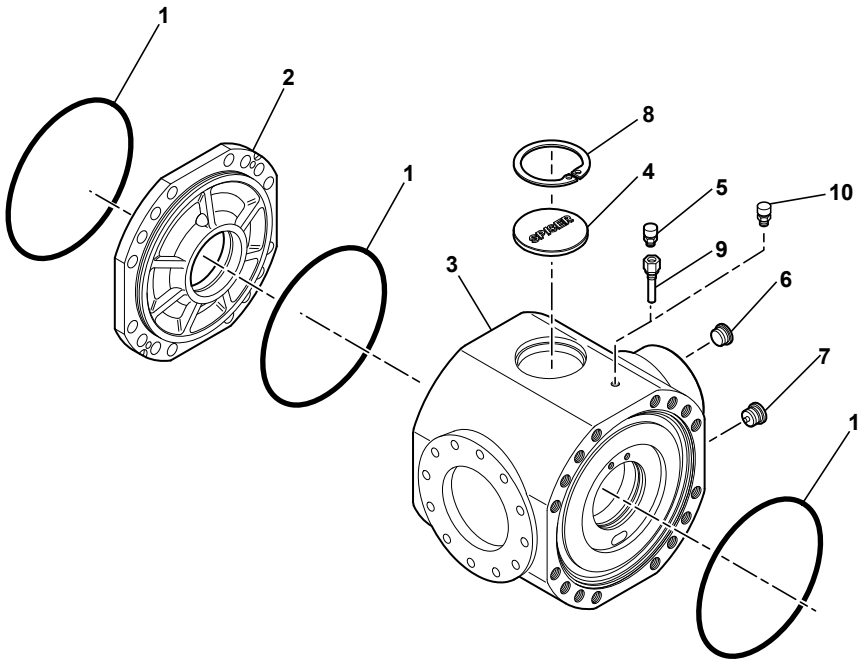

714MW_5400703_21_32_1A.eps

PONT ARRIERE : CARTER
REAR AXLE : SUMP
HINTERACHSE : WANNE

1	565A0106	3	JOINT TORIQUE	O-RING	O-RING
2	565A0110	1	COUVERCLE INTERMEDIAIRE	INTERMEDIATE COVER	ZWISCHENDECKEL
3	565A0359	1	CARTER	HOUSING	GEHAEUSE
4	565A0398	1	BOUCHON	PLUG	VERSCHL.STOPFEN
5	7414000	1	RENIFLARD	BREATHER	ENTLUEFTER
6	565A0360	1	BOUCHON	PLUG	VERSCHL.STOPFEN
7	565A0361	1	BOUCHON MAGNETIQUE	MAGNET PLUG	MAGNETSTOPFEN
8	7413300	1	CIRCLIP	CIRCLIP	SICHERUNGSRING
9	565A0357	1	ADAPTATEUR	ADAPTOR	ANSCHLUSSTUECK
* 10	565A0111	1	RENIFLARD	BREATHER	ENTLUEFTER

PONT ARRIÈRE : DIFFÉRENTIEL
REAR AXLE: DIFFERENTIAL
HINTERACHSE : DIFFERENTIAL

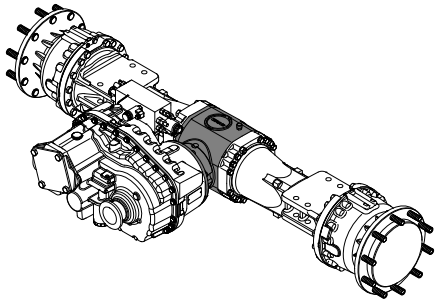

1	565A0120	
2	565A0362	→ K-ITA-734117
3	565A0363	→ K-ITA-734117
	565A0613	↦ K-ITA-734118
4	565A0129	→ G-ITA-732019
	565A0574	↦ G-ITA-732020
5	565A0119	→ K-ITA-734117
6	565A0118	
7	565A0130	→ K-ITA-734117
8	565A0127	→ G-ITA-732019
	565A0573	↦ G-ITA-732020 → K-ITA-734117
	565A0612	↦ K-ITA-734118
9	565A0364	→ K-ITA-734117
10	565A0125	
11	565A0123	
12	565A0366	
13	565A0121	
14	565A0348	
15	565A0051	
16	565A0116	
17	565A0352	
18	565A0232	
19	565A0249	
20	565A0346	
21	565A0354	
22	565A0358	
23	565A0131	
24	565A0134	
25	565A0611	
26	565A0367	→ K-ITA-734117
	565A0614	↦ K-ITA-734118
27	565A0337	
28	565A0600	

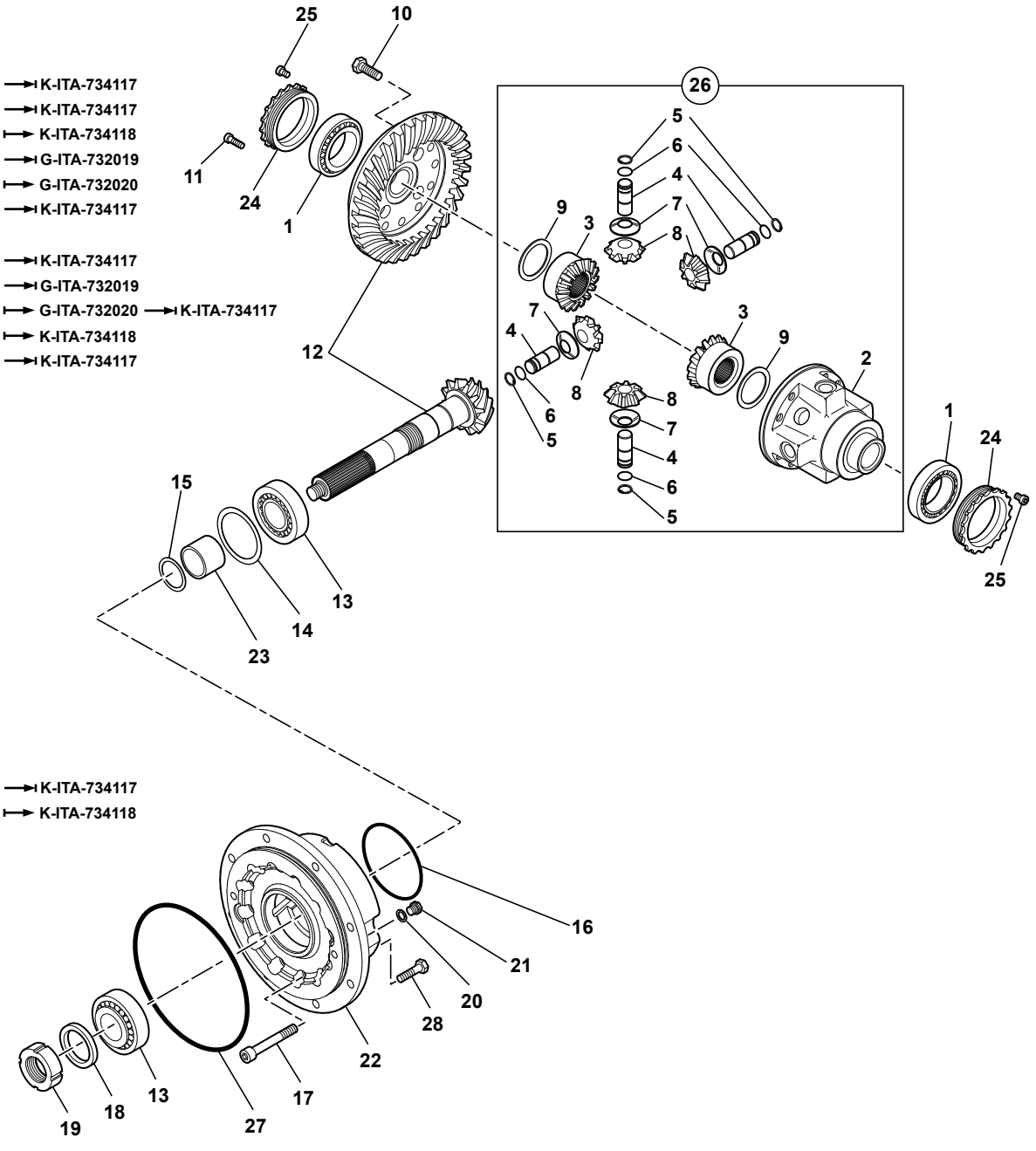

714MW_5400703_21_32_2A.eps

PONT ARRIERE : DIFFERENTIEL
REAR AXLE : DIFFERENTIAL
HINTERACHSE : DIFFERENTIAL

	1	565A0120			2	ROULEMENT CONIQUE	TAPER ROLLER BEARNIN	KEGELROLLENLAGER
*	2	565A0362	26	→I K-ITA-734117	1	CARTER DIFFERENTIEL	DIFF HOUSING	DIFF GEHAEUSE
*	3	565A0363	26	→I K-ITA-734117	2	ENGRENAGE PLANETAIRE	EPICYCLIC GEAR	PLANETENGETRIEBE
*	3	565A0613	26	I→ K-ITA-734118	2	ENGRENAGE PLANETAIRE	EPICYCLIC GEAR	PLANETENGETRIEBE
*	4	565A0129		→I G-ITA-732019	4	AXE	CLEVIS PIN	BOLZEN
*	4	565A0574	26	I→ G-ITA-732020	4	AXE	CLEVIS PIN	BOLZEN
*	5	565A0119	26	→I K-ITA-734117	4	CIRCLIP	CIRCLIP	SICHERUNGSRING
	6	565A0118	26		4	CIRCLIP	CIRCLIP	SICHERUNGSRING
*	7	565A0130	26	→I K-ITA-734117	4	RONDELLE	WASHER	UNTERLEGSCHEIBE
*	8	565A0127		→I G-ITA-732019	4	SATELLITE	SATELLITE	PLANETENRAD
*	8	565A0573	26	I→ G-ITA-732020	4	SATELLITE	SATELLITE	PLANETENRAD
*	8			→I K-ITA-734117				
*	8	565A0612	26	I→ K-ITA-734118	4	SATELLITE	SATELLITE	PLANETENRAD
*	9	565A0364	26	→I K-ITA-734117	2	RONDELLE	WASHER	UNTERLEGSCHEIBE
	10	565A0125			12	VIS	SCREW	SCHRAUBE
	11	565A0123			4	VIS	SCREW	SCHRAUBE
	12	565A0366			1	COUPLE CONIQUE	TAPERED TORQUE	KONUSKUPPLUNG
	13	565A0121			2	ROULEMENT CONIQUE	TAPER ROLLER BEARNIN	KEGELROLLENLAGER
	14	565A0348			1	CALES (JEU)	SHIM (KIT)	UNTERLAGEN (BAUSATZ)
	15	565A0051			1	CALE	SHIM	KEIL
	16	565A0116			1	JOINT TORIQUE	O-RING	O-RING
	17	565A0352			12	VIS	SCREW	SCHRAUBE
	18	565A0232			1	JOINT D'ETANCHEITE	SEAL	DICHTRING
	19	565A0249			1	ECROU	NUT	MUTTER
	20	565A0346			2	BAGUE D'ETANCHEITE	SEAL WASHER	DICHTRING
	21	565A0354			2	VIS	SCREW	SCHRAUBE
	22	565A0358			1	COUVERCLE	COVER	DECKEL
	23	565A0131			1	ENTRETOISE	SPACER	ABSTANDSTUECK
	24	565A0134			2	ECROU	NUT	MUTTER
*	25	565A0611		●○ 565A0124	2	VIS	SCREW	SCHRAUBE
*	26	565A0367		→I K-ITA-734117	1	KIT DIFFERENTIEL	DIFFERENTIAL KIT	DIFF. (BAUSATZ)
*	26	565A0614		I→ K-ITA-734118	1	KIT DIFFERENTIEL	DIFFERENTIAL KIT	DIFF. (BAUSATZ)
	27	565A0337			1	JOINT TORIQUE	O-RING	O-RING
*	28	565A0600		●○ 565A0008	2	VIS	SCREW	SCHRAUBE

PONT ARRIÈRE : ESSIEU
REAR AXLE: AXLE
HINTERACHSE : ACHSE

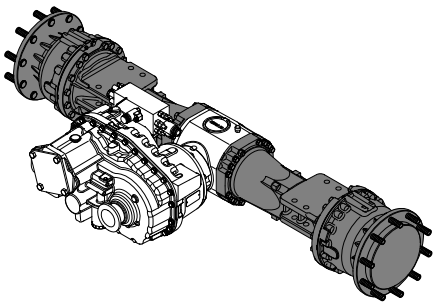

1	565A0389
2	565A0390
3	565A0284
4	565A0450
5	565A0449
6	565A0369
7	565A0340
8	565A0356
9	565A0391
10	565A0415
11	7412332
12	565A0610
13	565A0152
14	565A0345
15	565A0154
16	565A0143
17	565A0392
18	565A0371
19	565A0388
20	565A0373
21	565A0147
22	565A0349
23	565A0347
24	565A0353
25	565A0196
26	565A0442
27	565A0374
28	565A0368
29	565A0342
30	565A0394
31	565A0393
32	565A0375

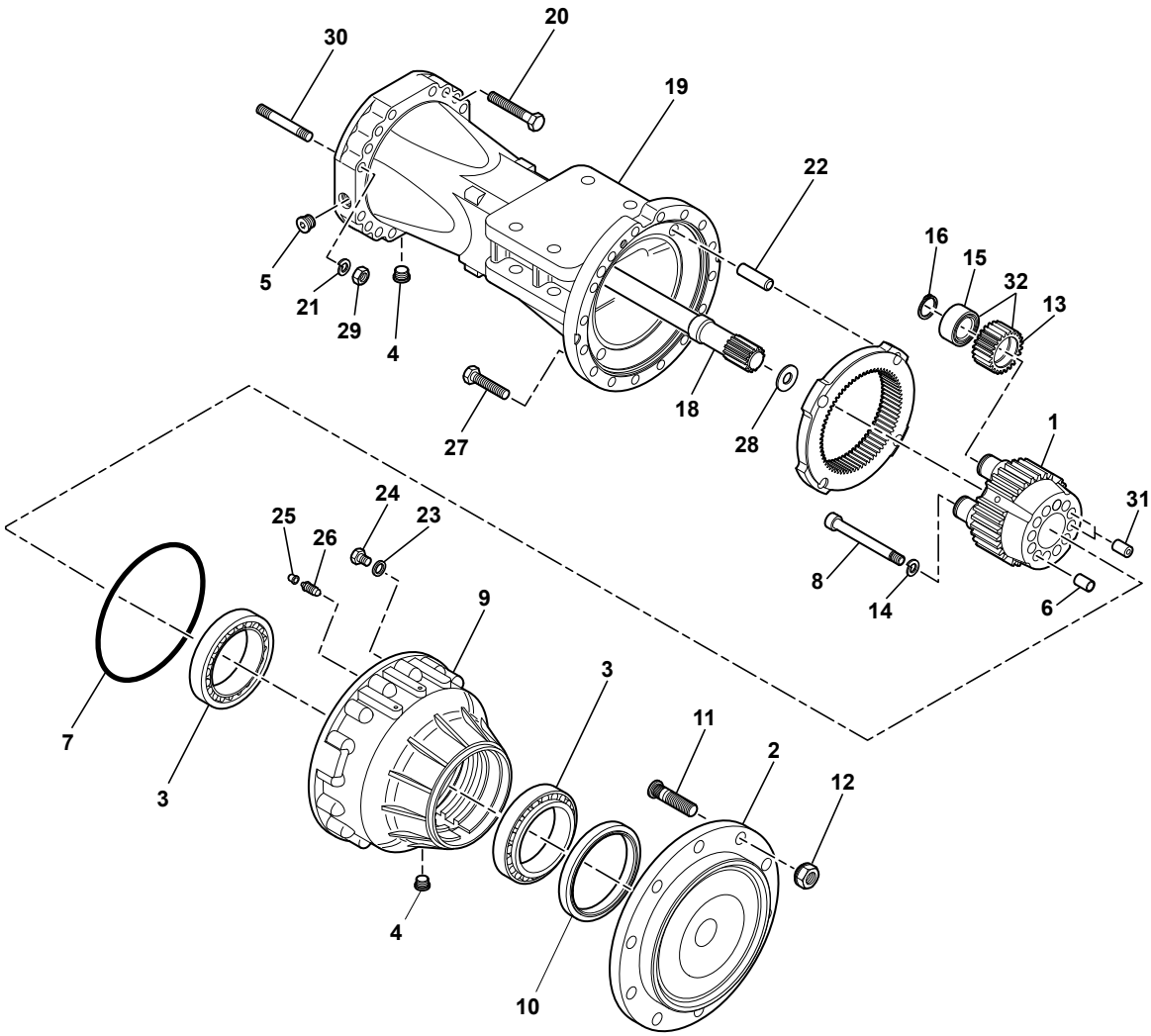

714MW_5400703_21_32_3A.eps

PONT ARRIERE : ESSIEU
REAR AXLE : AXLE
HINTERACHSE : ACHSE

1	565A0389		2	SUPPORT SATELLITES	PLANET GEAR CARRIER	PLANETENGEHAEUSE
2	565A0390		2	MOYEU DE ROUE	WHEEL HUB	RADNABE
3	565A0284		4	ROULEMENT	BEARING	LAGER
4	565A0450		4	BOUCHON MAGNETIQUE	MAGNET PLUG	MAGNETSTOPFEN
5	565A0449		2	BOUCHON	PLUG	VERSCHL.STOPFEN
6	565A0369		8	MANCHON DE REDUCTION	REDUCTION BUSHING	ZWISCHENBUCHSE
7	565A0340		2	JOINT TORIQUE	O-RING	O-RING
8	565A0356		8	VIS	SCREW	SCHRAUBE
9	565A0391		2	COUVERCLE	COVER	DECKEL
10	565A0415		2	JOINT D'ETANCHEITE	SEAL	DICHTRING
11	7412332		20	GOUJON DE ROUE	WHEEL STUD	RADBOLZEN
* 12	565A0610	●○ 565A0344	20	ECROU	NUT	MUTTER
13	565A0152		8	SATELLITE	SATELLITE	PLANETENRAD
14	565A0345		8	RONDELLE	WASHER	UNTERLEGSCHEIBE
15	565A0154		8	ROULEMENT	BEARING	LAGER
16	565A0143		8	CIRCLIP	CIRCLIP	SICHERUNGSRING
17	565A0392		2	COURONNE DENTEE	RING GEAR	ZAHNKRANZ
18	565A0371		2	DEMI-ARBRE	HALF SHAFT	ACHSWELLE
19	565A0388		2	CORPS D'ESSIEU	AXLE CASE	ACHSKOERPER
20	565A0373		28	VIS	SCREW	SCHRAUBE
21	565A0147		4	RONDELLE	WASHER	UNTERLEGSCHEIBE
22	565A0349		8	BROCHE	DOWEL	STIFT
23	565A0347		2	BAGUE D'ETANCHEITE	SEAL WASHER	DICHTRING
24	565A0353		2	VIS	SCREW	SCHRAUBE
25	565A0196		2	BOUCHON	PLUG	VERSCHL.STOPFEN
26	565A0442		2	VIS DE PURGE	BLEEDING BOLT	ABBLASESCHRAUBE
27	565A0374		32	VIS	SCREW	SCHRAUBE
28	565A0368		2	RONDELLE	WASHER	UNTERLEGSCHEIBE
29	565A0342		4	ECROU	NUT	MUTTER
30	565A0394		4	GOUJON	STUD	STIFT
31	565A0393		16	MANCHON DE REDUCTION	REDUCTION BUSHING	ZWISCHENBUCHSE
32	565A0375		8	SATELLITE	SATELLITE	PLANETENRAD

PONT ARRIÈRE : FREIN
REAR AXLE: BRAKE
HINTERACHSE : BREMSE

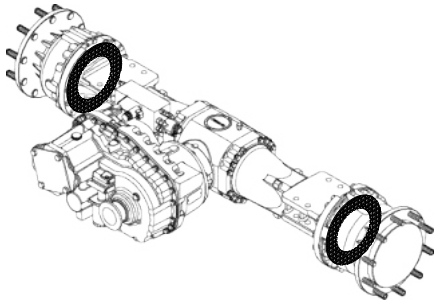

1	565A0397
2	565A0387
3	565A0386
4	565A0385
5	565A0399
6	565A0395
7	565A0338
8	565A0547
9	565A0246
10	565A0383
11	565A0339
12	565A0396

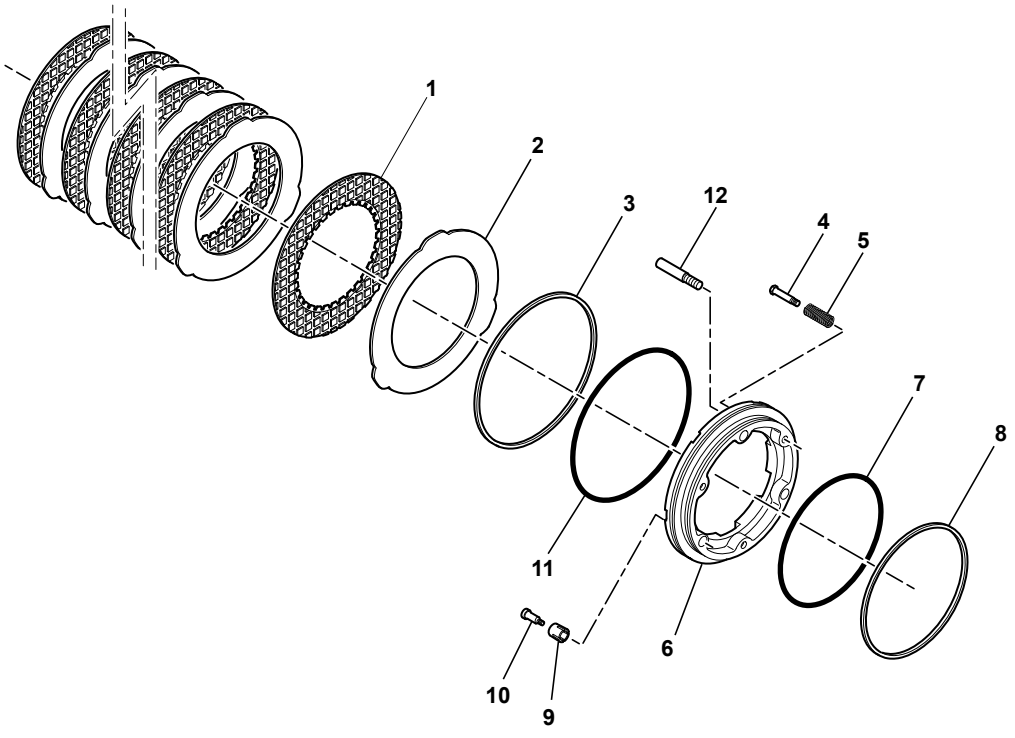

714MW_5400703_21_32_4A.eps

PONT ARRIERE : FREIN
REAR AXLE : BRAKE
HINTERACHSE : BREMSE

1	565A0397	12	DISQUE DE FREIN	BRAKE DISC	BREMSSCHEIBE
2	565A0387	14	DISQUE INTERMEDIAIRE	INTERMEDIATE BRAKE DISC	GEGENLAMELLE
3	565A0386	2	BAGUE ANTIEXTRUSION	BACK - UP RING	ANTIEXTRUSIONSRING
4	565A0385	6	VIS DE REGLAGE	ADJUSTING BOLT	NACHSTELLSCHRAUBE
5	565A0399	6	RESSORT	SPRING	FEDER
6	565A0395	2	PISTON	PISTON	KOLBEN
7	565A0338	2	JOINT TORIQUE	O-RING	O-RING
8	565A0547	2	BAGUE ANTIEXTRUSION	BACK - UP RING	ANTIEXTRUSIONSRING
9	565A0246	6	RESSORT	SPRING	FEDER
10	565A0383	6	VIS DE REGLAGE	ADJUSTING BOLT	NACHSTELLSCHRAUBE
11	565A0339	2	JOINT TORIQUE	O-RING	O-RING
12	565A0396	4	BROCHE	DOWEL	STIFT

BOÎTE À VITESSES
GEAR BOX
SCHALT GETRIEBE

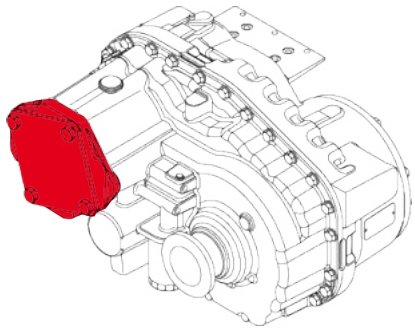

1	565A0476
2	565A0453
3	565A0494
4	565A0537
5	565A0525
6	565A0526
7	565A0401
8	565A0643

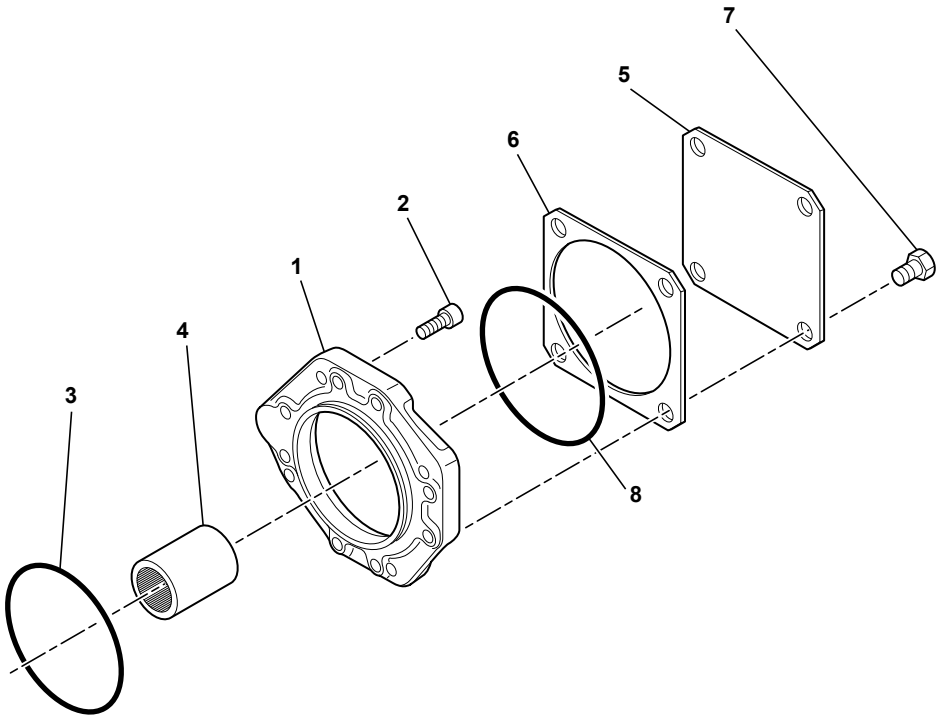

714MW_5400703_21_33_1A.eps

BOÎTE A VITESSES
GEAR BOX
SCHALT GETRIEBE

1	565A0476	1	ADAPTATEUR	ADAPTOR	ANSCHLUSSTUECK
2	565A0453	8	VIS	SCREW	SCHRAUBE
3	565A0494	1	JOINT TORIQUE	O-RING	O-RING
4	565A0537	1	MANCHON	SLEEVE	HUELSE
5	565A0525	1	COUVERCLE	COVER	DECKEL
6	565A0526	1	JOINT	GASKET	DICHTRING
7	565A0401	4	VIS	SCREW	SCHRAUBE
* 8	565A0643	1	JOINT TORIQUE	O-RING	O-RING

BOÎTE À VITESSES
GEAR BOX
SCHALT GETRIEBE

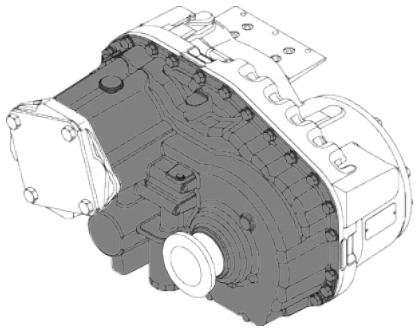

1	565A0515
2	565A0460
3	565A0534
4	565A0558
5	565A0503
6	565A0524
7	565A0459
8	565A0544
9	565A0536
10	565A0510
11	565A0504
12	565A0551
13	565A0543
14	565A0439
15	565A0516
16	565A0511
17	565A0553
18	565A0402
19	565A0451
20	565A0452
21	565A0454
22	565A0512
23	565A0474
24	565A0465
25	565A0550
26	565A0461
27	565A0441
28	565A0455
29	565A0535
30	565A0527

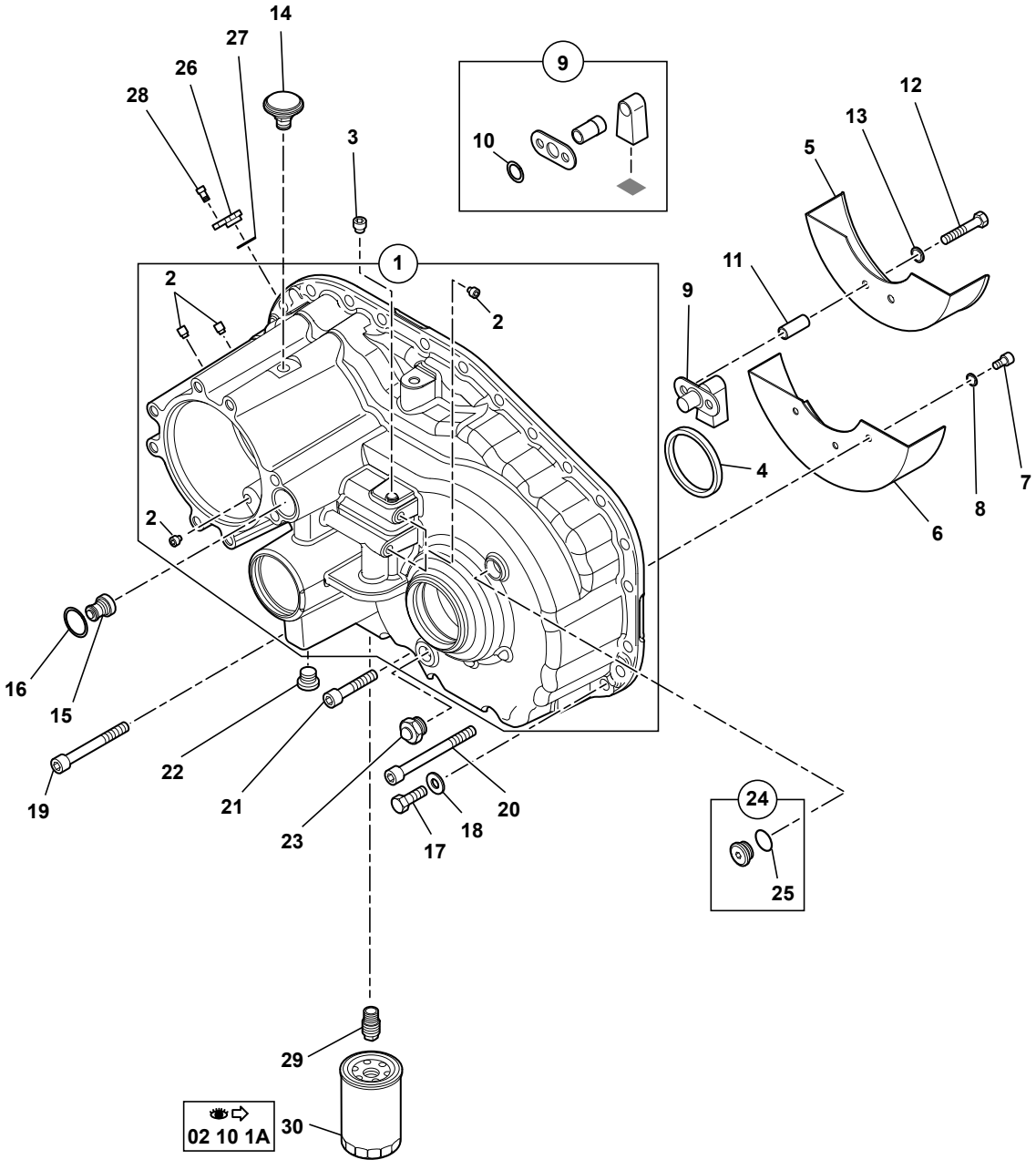

714MW_5400703_21_33_2A.eps

BOÎTE A VITESSES
GEAR BOX
SCHALT GETRIEBE

1	565A0515			1	CARTER	GEAR CASE	WANNE
2	565A0460	1		5	BOUCHON	PLUG	VERSCHL.STOPFEN
3	565A0534		M10X1	1	BOUCHON	PLUG	VERSCHL.STOPFEN
4	565A0558			1	JOINT	SEAL	DICHTRING
5	565A0503			1	CHICANE	BAFFLE	UMLENKROSTE
6	565A0524			1	CHICANE	BAFFLE	UMLENKROSTE
7	565A0459			3	VIS	SCREW	SCHRAUBE
8	565A0544			3	RONDELLE FREIN	LOCK WASHER	FEDERRING
9	565A0536			1	PRISE D'ASPIRATION	INTAKE	SAUGROHR
10	565A0510	9		1	JOINT	SEAL	DICHTRING
11	565A0504			2	ENTRETOISE	SPACER	ABSTANDSTUECK
12	565A0551			2	VIS	SCREW	SCHRAUBE
13	565A0543			2	RONDELLE FREIN	LOCK WASHER	FEDERRING
14	565A0439			1	RENIFLARD	BREATHER	ENTLUEFTER
15	565A0516			1	CLAPET DE SECURITE	SAFETY VALVE	SICHERHEITSVENTIL
16	565A0511			1	JOINT	SEAL	DICHTRING
17	565A0553			20	VIS	SCREW	SCHRAUBE
18	565A0402			20	RONDELLE	WASHER	UNTERLEGSCHEIBE
19	565A0451			3	VIS	SCREW	SCHRAUBE
20	565A0452			2	VIS	SCREW	SCHRAUBE
21	565A0454			1	VIS	SCREW	SCHRAUBE
22	565A0512		M16X1,5	1	BOUCHON	PLUG	VERSCHL.STOPFEN
23	565A0474			1	VOYANT NIVEAU HUILE	OIL LEVEL GLASS	OELSTANDANZEIGE
24	565A0465		M22X1,5	1	BOUCHON	PLUG	VERSCHL.STOPFEN
25	565A0550	24		1	JOINT TORIQUE	O-RING	O-RING
26	565A0461			1	BOUCHON	PLUG	VERSCHL.STOPFEN
27	565A0441			1	JOINT TORIQUE	O-RING	O-RING
28	565A0455			1	VIS	SCREW	SCHRAUBE
29	565A0535			1	ADAPTATEUR	ADAPTOR	ANSCHLUSSTUECK
30	565A0527		02 10 1A	1	FILTRE HUILE	OIL FILTER	OELFILTER

BOÎTE À VITESSES
GEAR BOX
SCHALT GETRIEBE

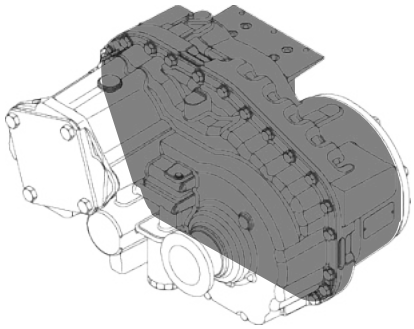

1	565A0475
2	565A0466
3	565A0532
4	565A0403
5	565A0506
6	565A0523
7	565A0505
8	565A0552
9	565A0543
10	565A0464
11	565A0549
12	565A0488
13	565A0440
14	565A0456
15	565A0529
16	565A0441
17	565A0463
18	565A0550

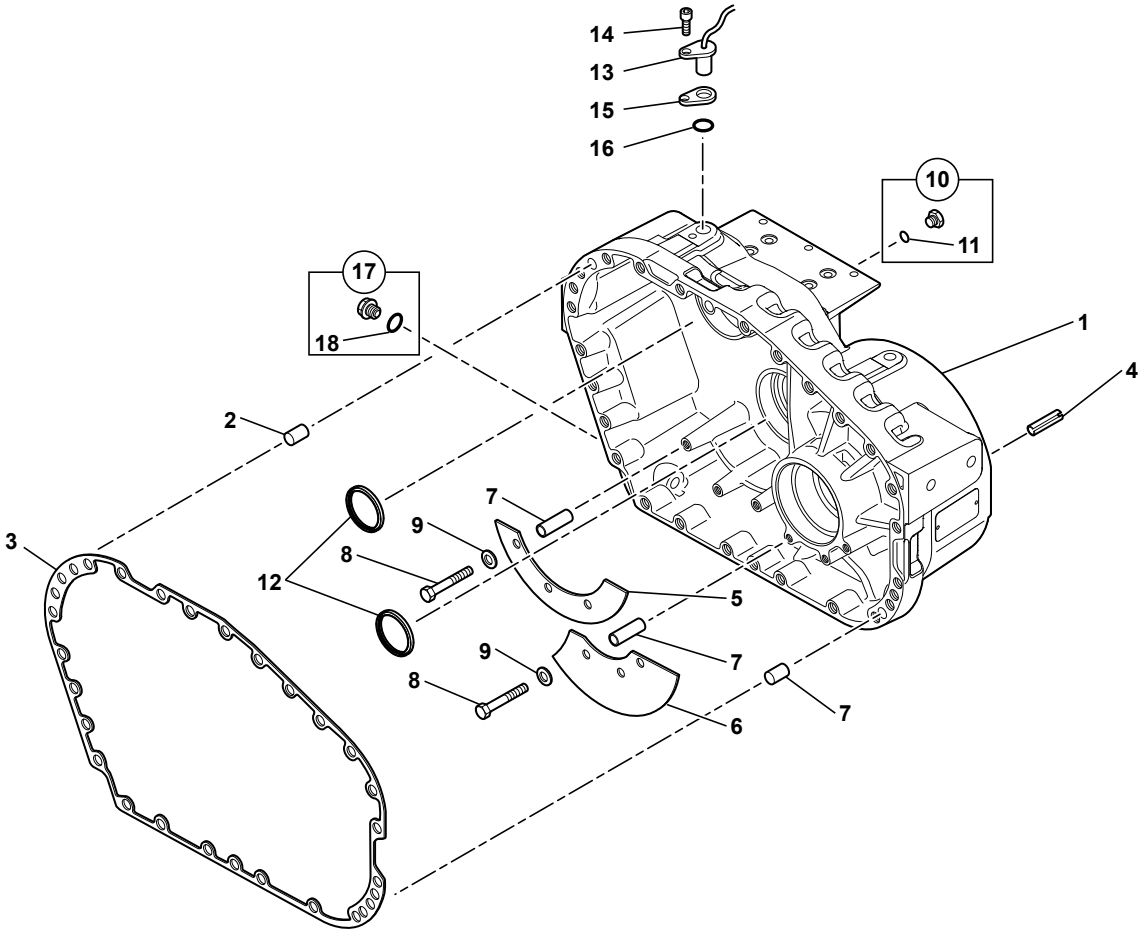

714MW_5400703_21_33_3A.eps

BOÎTE A VITESSES
GEAR BOX
SCHALT GETRIEBE

1	565A0475			1	CARTER TRANSMISSION	TRANSMISSION HOUSING	GETRIEBEGEHAEUSE
2	565A0466			2	GOUPILLE	DOWEL PIN	STIFT
3	565A0532			1	JOINT	SEAL	DICHTRING
4	565A0403			2	GOUPILLE ROULEE	ROLL PIN	SPANNSTIFT
5	565A0506			1	CHICANE	BAFFLE	UMLENKROSTE
6	565A0523			1	CHICANE	BAFFLE	UMLENKROSTE
7	565A0505			6	ENTRETOISE	SPACER	ABSTANDSTUECK
8	565A0552			6	VIS	SCREW	SCHRAUBE
9	565A0543			6	RONDELLE FREIN	LOCK WASHER	FEDERRING
10	565A0464		M10X1	4	BOUCHON	PLUG	VERSCHL.STOPFEN
11	565A0549	10		4	JOINT TORIQUE	O-RING	O-RING
12	565A0488			2	JOINT	SEAL	DICHTRING
13	565A0440			1	CAPTEUR	SENSOR	SENSOR
14	565A0456			1	VIS	SCREW	SCHRAUBE
15	565A0529			1	ADAPTATEUR	ADAPTOR	ANSCHLUSSTUECK
16	565A0441			1	JOINT	SEAL	DICHTRING
17	565A0463			1	BOUCHON MAGNETIQUE	MAGNET PLUG	MAGNETSTOPFEN
18	565A0550	17		1	JOINT TORIQUE	O-RING	O-RING

BOÎTE À VITESSES
GEAR BOX
SCHALT GETRIEBE

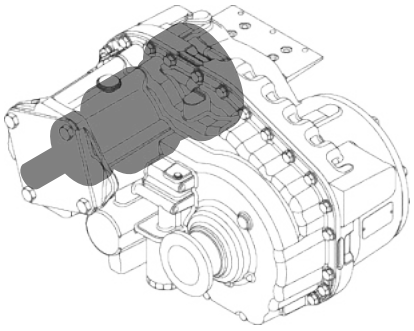

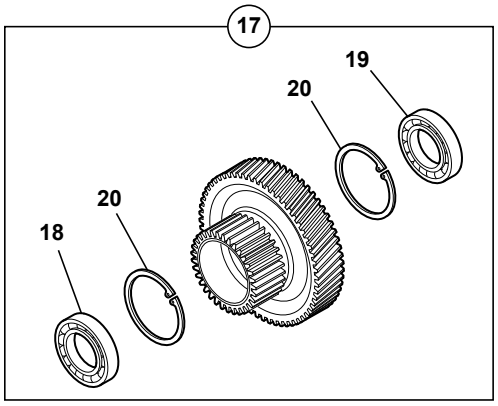

1	565A0538
2	565A0531
3	565A0462
4	565A0470
5	565A0471
6	565A0472
7	565A0470
8	565A0467
9	565A0437
10	565A0514
11	565A0491
12	565A0492
13	565A0483
14	565A0498
15	565A0487
16	565A0541
17	565A0499
18	565A0436
19	565A0468
20	565A0556
21	565A0541
22	565A0484
23	565A0485
24	565A0469
25	565A0435
26	565A0486
27	565A0540

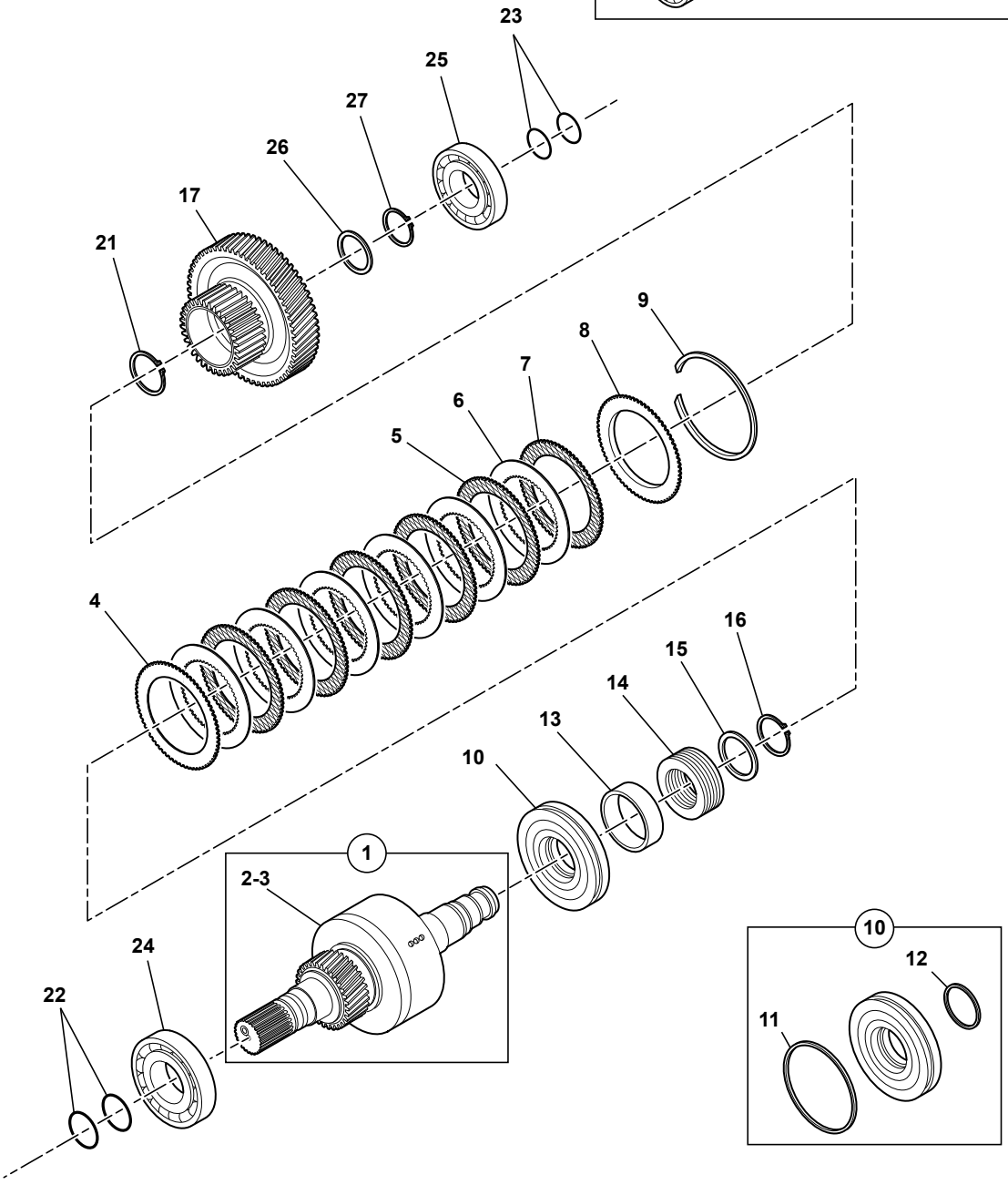

714MW_5400703_21_33_4A.eps

BOÎTE A VITESSES
GEAR BOX
SCHALT GETRIEBE

1	565A0538			1	ARBRE	SHAFT ASS'Y	WELLE
2	565A0531	1	M12X10	1	BOUCHON	PLUG	VERSCHL.STOPFEN
3	565A0462	1		1	BOUCHON	PLUG	VERSCHL.STOPFEN
4	565A0470			1	DISQUE	DISC	SCHEIBE
5	565A0471			5	DISQUE	DISC	SCHEIBE
6	565A0472			6	DISQUE	DISC	SCHEIBE
7	565A0470			1	DISQUE	DISC	SCHEIBE
8	565A0467			1	PLAQUE	PLATE	PLATTE
9	565A0437			1	BAGUE D'ARRET	SNAP RING	SPRENGRING
10	565A0514			1	PISTON	PISTON ASS'Y	KOLBEN
11	565A0491	10		1	JOINT	SEAL	DICHTRING
12	565A0492	10		1	JOINT	SEAL	DICHTRING
13	565A0483			1	ENTRETOISE	SPACER	ABSTANDSTUECK
14	565A0498			1	RESSORT A DISQUE	CUP SPRING	TELLERFEDER
15	565A0487			1	RONDELLE	WASHER	UNTERLEGSCHEIBE
16	565A0541			1	CIRCLIP	CIRCLIP	SICHERUNGSRING
17	565A0499			1	ENGRENAGE	GEAR ASS'Y	ZAHNRADGETRIEBE
18	565A0436	17		1	ROULEMENT	BEARING	LAGER
19	565A0468	17		1	ROULEMENT	BEARING	LAGER
20	565A0556	17		2	CIRCLIP	CIRCLIP	SICHERUNGSRING
21	565A0541			1	CIRCLIP	CIRCLIP	SICHERUNGSRING
22	565A0484			2	SEGMENT DE PISTON	PISTON RING	KOLBENRING
23	565A0485			2	SEGMENT DE PISTON	PISTON RING	KOLBENRING
24	565A0469		6309 C3	1	ROULEMENT BILLES	BALL BEARING	KUGELLAGER
25	565A0435		6310	1	ROULEMENT BILLES	BALL BEARING	KUGELLAGER
26	565A0486			1	RONDELLE	WASHER	UNTERLEGSCHEIBE
27	565A0540			1	CIRCLIP	CIRCLIP	SICHERUNGSRING

BOÎTE À VITESSES
GEAR BOX
SCHALT GETRIEBE

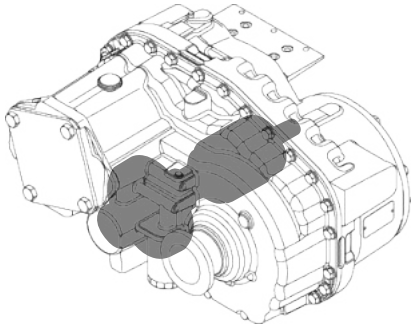

1	565A0513
2	565A0470
3	565A0471
4	565A0472
5	565A0470
6	565A0467
7	565A0437
8	565A0514
9	565A0491
10	565A0492
11	565A0483
12	565A0496
13	565A0487
14	565A0541
15	565A0497
16	565A0436
17	565A0468
18	565A0556
19	565A0541
20	565A0484
21	565A0485
22	565A0469
23	565A0473
24	565A0486
25	565A0540
26	565A0478
27	565A0528
28	565A0462

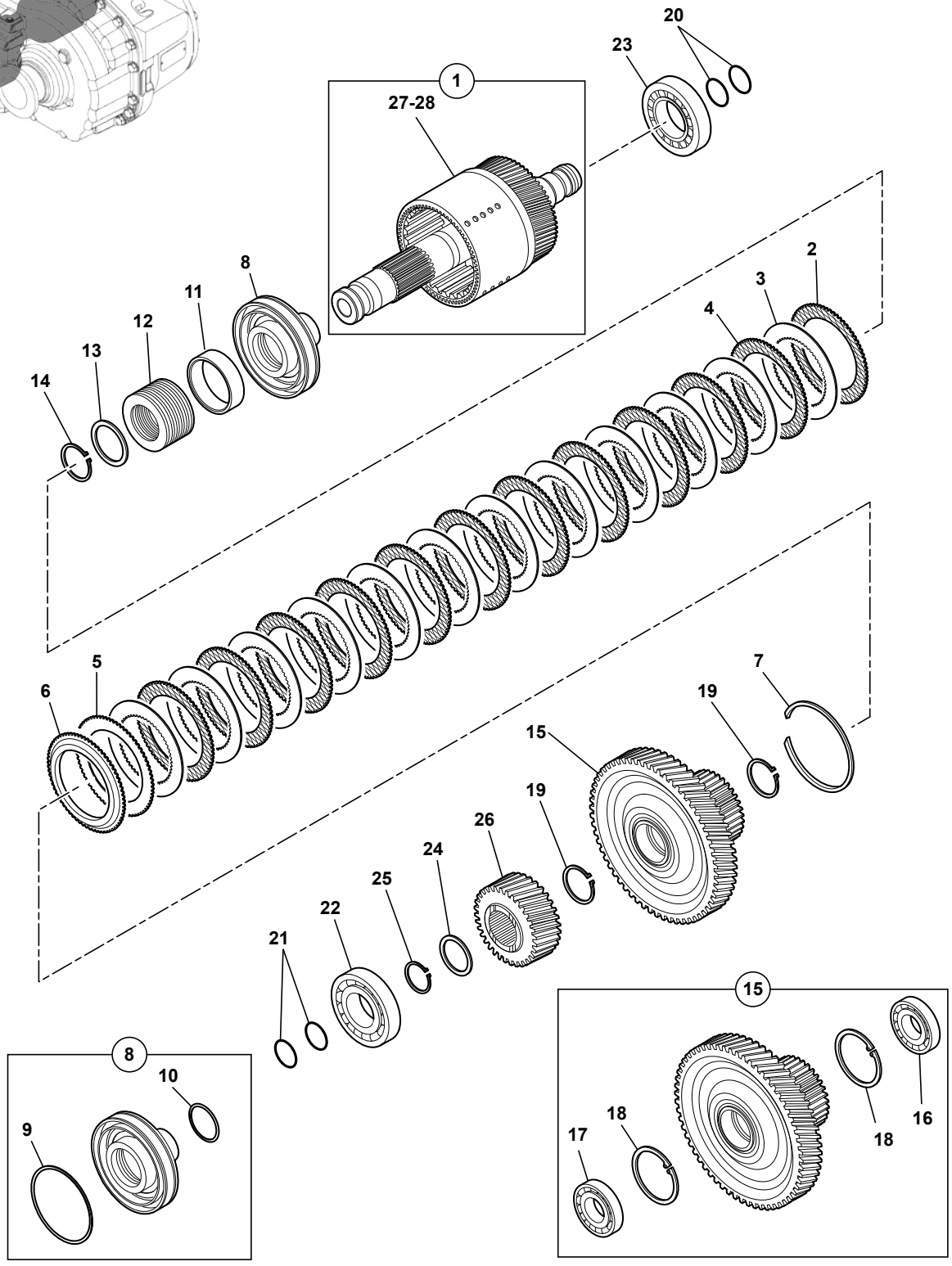

714MW_5400703_21_33_5A.eps

BOÎTE A VITESSES
GEAR BOX
SCHALT GETRIEBE

1	565A0513			1	ARBRE	SHAFT ASS'Y	WELLE
2	565A0470			1	DISQUE	DISC	SCHEIBE
3	565A0471			11	DISQUE	DISC	SCHEIBE
4	565A0472			12	DISQUE	DISC	SCHEIBE
5	565A0470			1	DISQUE	DISC	SCHEIBE
6	565A0467			1	PLAQUE	PLATE	PLATTE
7	565A0437			1	BAGUE D'ARRET	SNAP RING	SPRENGRING
8	565A0514			1	PISTON	PISTON ASS'Y	KOLBEN
9	565A0491	8		1	JOINT	SEAL	DICHTRING
10	565A0492	8		1	JOINT	SEAL	DICHTRING
11	565A0483			1	ENTRETOISE	SPACER	ABSTANDSTUECK
12	565A0496			1	RESSORT A DISQUE	CUP SPRING	TELLERFEDER
13	565A0487			1	RONDELLE	WASHER	UNTERLEGSCHEIBE
14	565A0541			1	CIRCLIP	CIRCLIP	SICHERUNGSRING
15	565A0497			1	ENGRENAGE	GEAR ASS'Y	ZAHNRADGETRIEBE
16	565A0436	15		1	ROULEMENT	BEARING	LAGER
17	565A0468	15		1	ROULEMENT	BEARING	LAGER
18	565A0556	15		2	CIRCLIP	CIRCLIP	SICHERUNGSRING
19	565A0541			2	CIRCLIP	CIRCLIP	SICHERUNGSRING
20	565A0484			2	SEGMENT DE PISTON	PISTON RING	KOLBENRING
21	565A0485			2	SEGMENT DE PISTON	PISTON RING	KOLBENRING
22	565A0469		6309 C3	1	ROULEMENT BILLES	BALL BEARING	KUGELLAGER
23	565A0473		NJ309EC	1	ROULEMENT ROULEAU	ROLLER BEARING	ROLLENLAGER
24	565A0486			1	RONDELLE	WASHER	UNTERLEGSCHEIBE
25	565A0540			1	CIRCLIP	CIRCLIP	SICHERUNGSRING
26	565A0478			1	PIGNON	PINION	RITZEL
27	565A0528	1		1	MANCHON	SLEEVE	HUELSE
28	565A0462	1		1	BOUCHON	PLUG	VERSCHL.STOPFEN

BOÎTE À VITESSES
GEAR BOX
SCHALT GETRIEBE

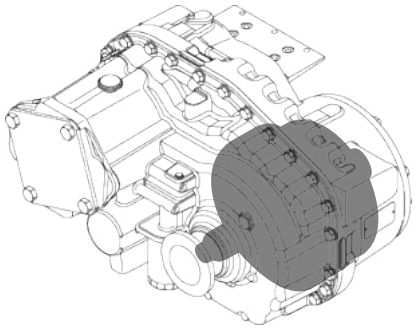

1	565A0500
2	565A0489
3	565A0490
4	565A0508
5	565A0501
6	565A0493
7	565A0530
8	565A0509
9	565A0477
10	565A0479
11	565A0480
12	565A0435

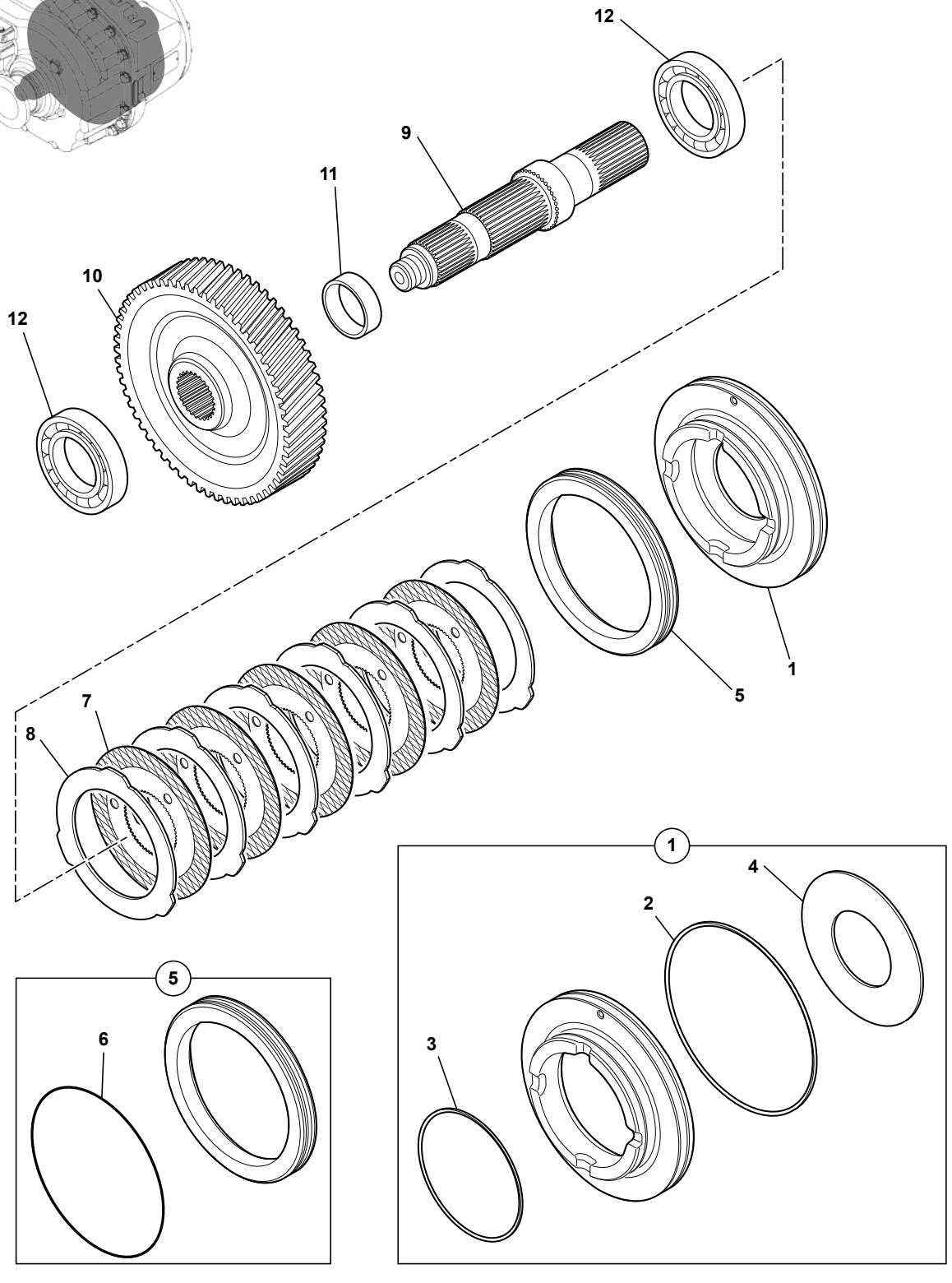

714MW_5400703_21_33_6A.eps

BOÎTE A VITESSES
GEAR BOX
SCHALT GETRIEBE

1	565A0500			1	PISTON	PISTON ASS'Y	KOLBEN
2	565A0489	1		1	JOINT	SEAL	DICHTRING
3	565A0490	1		1	JOINT	SEAL	DICHTRING
4	565A0508	1		1	RONDELLE RESSORT	SPRING WASHER	FEDERSCHEIBE
5	565A0501			1	ENTRETOISE	SPACER	ABSTANDSTUECK
6	565A0493	5		1	JOINT TORIQUE	O-RING	O-RING
7	565A0530			5	DISQUE FRICTION	FRICTION DISC	REIBSCHEIBE
8	565A0509			6	SEPARATEUR	SEPARATOR	ABSCHEIDER
9	565A0477			1	ARBRE	SHAFT	WELLE
10	565A0479			1	PIGNON	PINION	RITZEL
11	565A0480			1	ENTRETOISE	SPACER	ABSTANDSTUECK
12	565A0435		6310	2	ROULEMENT BILLES	BALL BEARING	KUGELLAGER

BOÎTE À VITESSES
GEAR BOX
SCHALT GETRIEBE

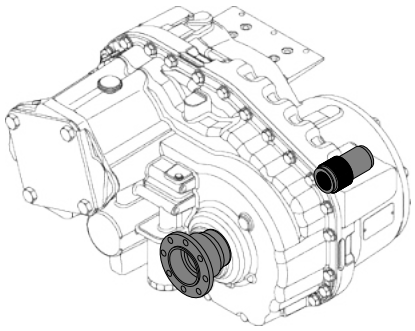

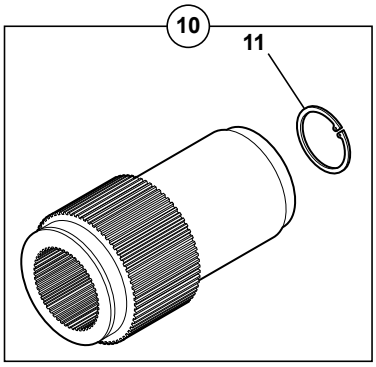

1	565A0481
2	565A0432
3	565A0482
4	565A0542
5	565A0495
6	565A0520
7	565A0519
8	565A0438
9	565A0555
10	NC
11	NC

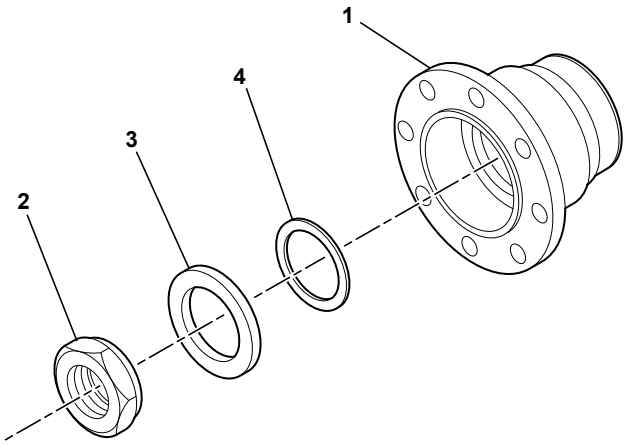

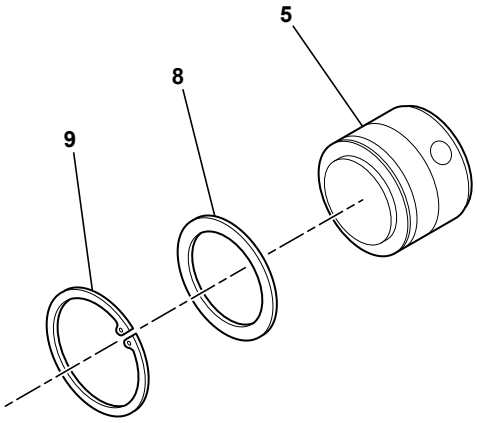

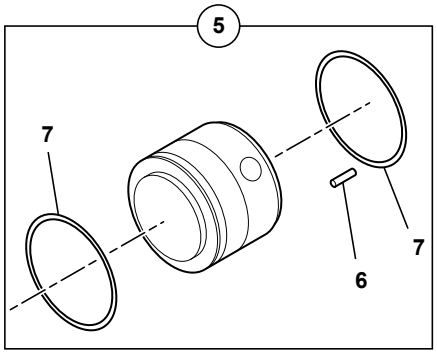

714MW_5400703_21_33_7A.eps

BOÎTE A VITESSES
GEAR BOX
SCHALT GETRIEBE

1	565A0481		1	BRIDE	FLANGE	FLANSCH
2	565A0432		1	ECROU	NUT	MUTTER
3	565A0482		1	RONDELLE	WASHER	UNTERLEGSCHEIBE
4	565A0542		1	JOINT	SEAL	DICHTRING
5	565A0495		1	SOUPAPE DE GRAISSAGE	LUBE VALVE	SCHMIERVENTIL
6	565A0520	5	1	GOUPILLE	PIN	STIFT
7	565A0519	5	2	JOINT TORIQUE	O-RING	O-RING
8	565A0438		1	RONDELLE	WASHER	UNTERLEGSCHEIBE
9	565A0555		1	CIRCLIP	CIRCLIP	SICHERUNGSRING
10	NC		1	MANCHON	SLEEVE	HUELSE
11	10 NC		1	CIRCLIP	CIRCLIP	SICHERUNGSRING

BOÎTE À VITESSES
GEAR BOX
SCHALT GETRIEBE

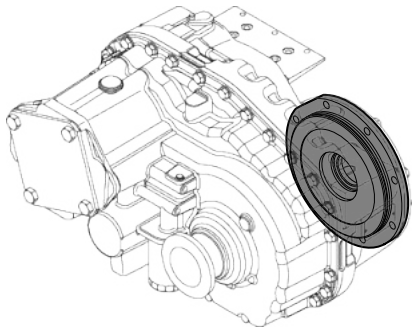

1	565A0502
2	565A0507
3	565A0508
4	565A0521
5	565A0522
6	565A0553

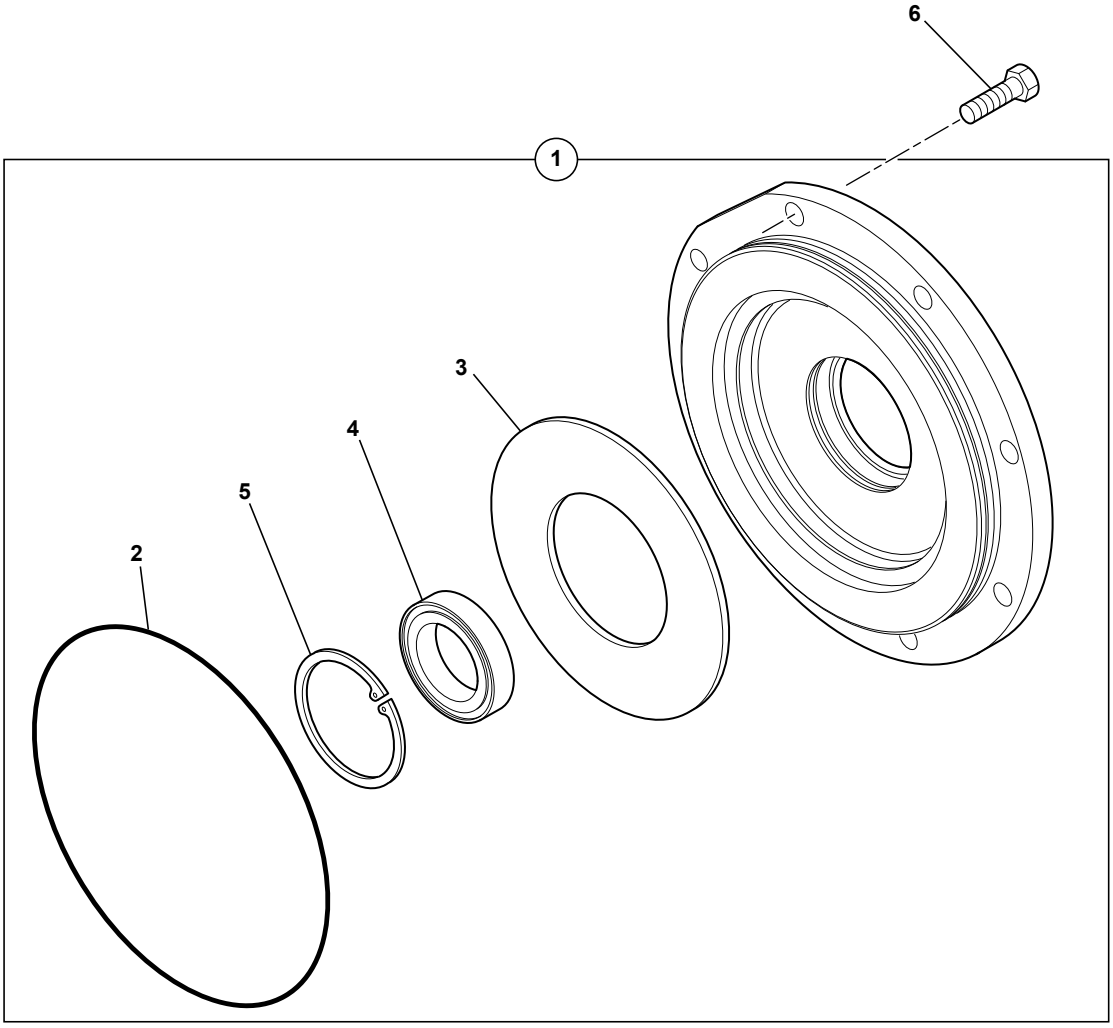

714MW_5400703_21_33_8A.eps

BOÎTE A VITESSES
GEAR BOX
SCHALT GETRIEBE

1	565A0502		1	COUVERCLE	COVER ASS'Y	DECKEL
2	565A0507	1	1	JOINT TORIQUE	O-RING	O-RING
3	565A0508	1	1	RONDELLE RESSORT	SPRING WASHER	FEDERSCHEIBE
4	565A0521	1	1	ROULEMENT BILLES	BALL BEARING	KUGELLAGER
5	565A0522	1	1	CIRCLIP	CIRCLIP	SICHERUNGSRING
6	565A0553		8	VIS	SCREW	SCHRAUBE

BOÎTE À VITESSES
GEAR BOX
SCHALT GETRIEBE

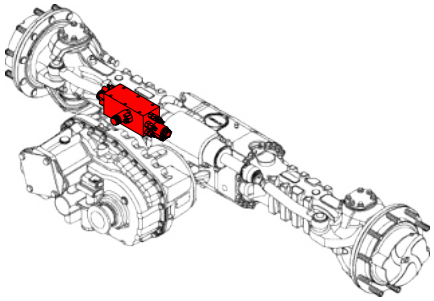

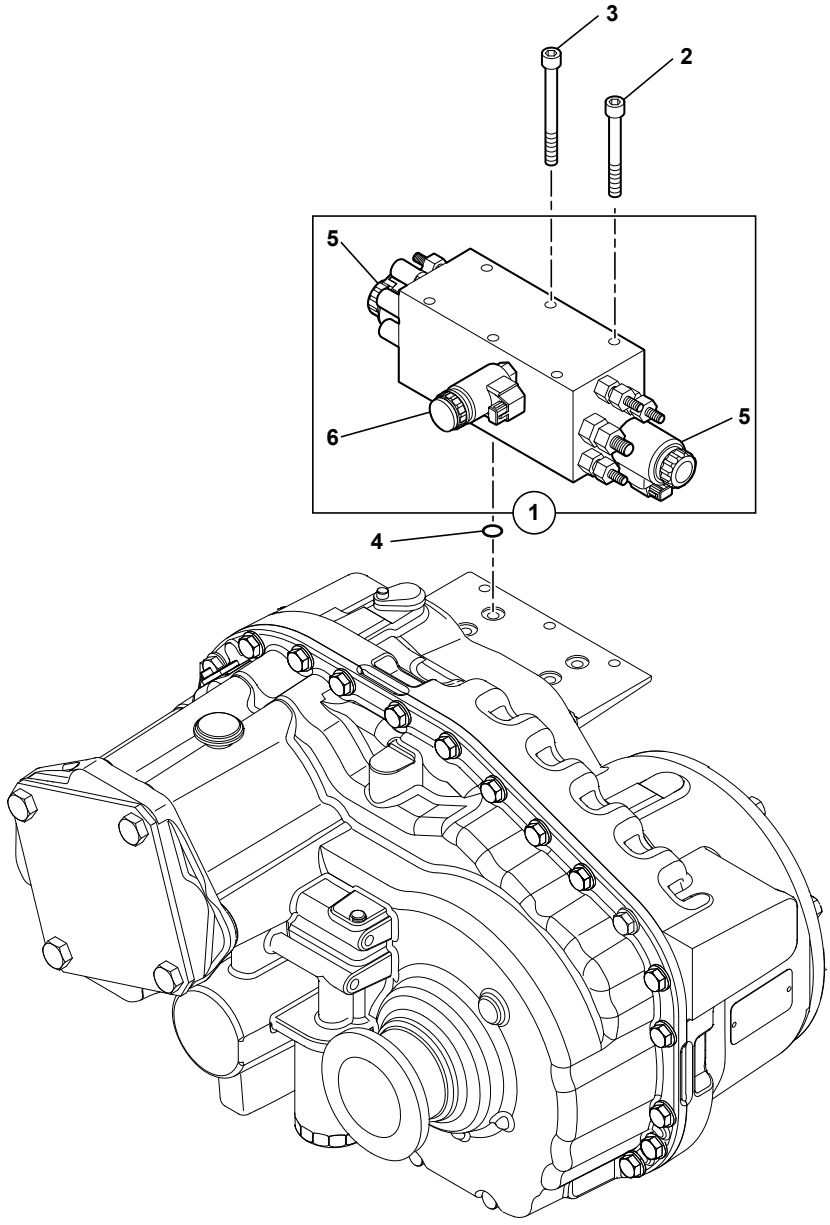

1	565A0518
2	565A0457
3	565A0458
4	565A0533
5	565A0569
6	565A0570

714MW_5400703_21_33_9A.eps

BOÎTE A VITESSES
GEAR BOX
SCHALT GETRIEBE

1	565A0518		24 V	1	VALVE	VALVE ASS'Y	VENTIL
2	565A0457			1	VIS	SCREW	SCHRAUBE
3	565A0458			5	VIS	SCREW	SCHRAUBE
4	565A0533			4	JOINT TORIQUE	O-RING	O-RING
5	565A0569	1		2	ELECTRO - VALVE	ELECTRO - VALVE	ELEKTROVENTIL
6	565A0570	1		1	ELECTRO - VALVE	ELECTRO - VALVE	ELEKTROVENTIL

ROUES
WHEELS
RÄDER

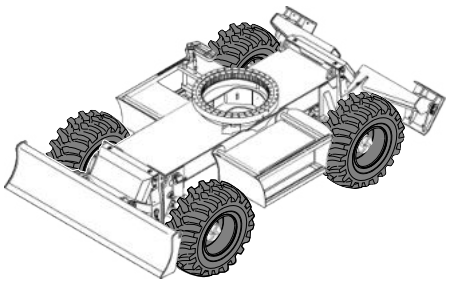

1	5190204	* 18-19.5
2	5200097	
3	5260019	
4	5250047	18-19.5/16PR

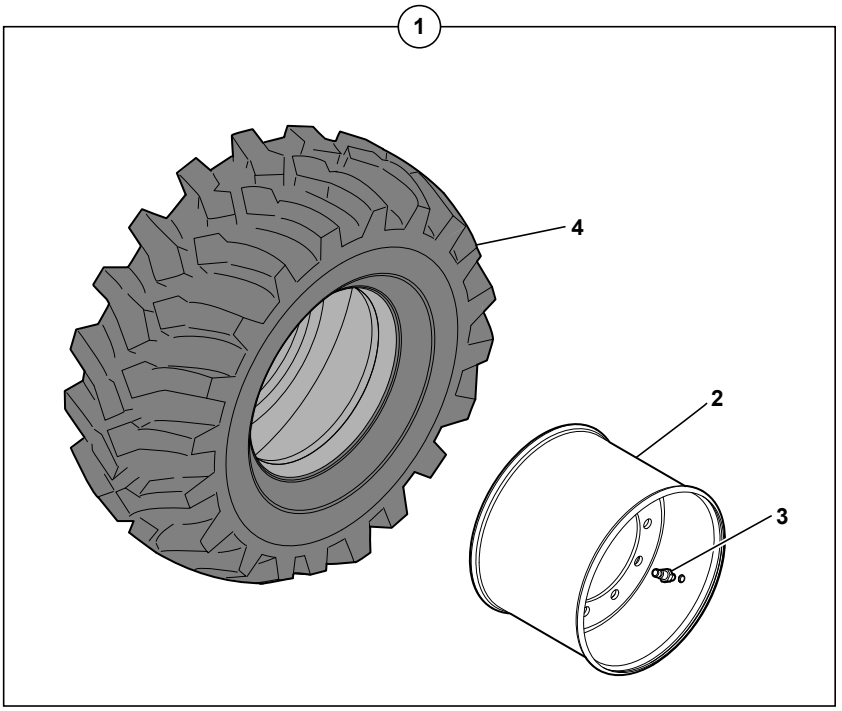

714MW_5400703_21_50_1A.eps

ROUES
WHEELS
RADER

*	1	5190204			18-19,5	4	ROUES	WHEELS	RADER
	2	5200097	1		14.00X19.5" DEP	1	JANTE	RIM	RADFELGE
*	3	5260019	1			1	VALVE	VALVE	VENTIL
*	4	5250047	1		18-19,5 16PR	1	PNEU (MITAS)	TYRE (MITAS)	REIFEN (MITAS)

ROUES LARGES
BROAD WHEELS
BREITE RÄDER

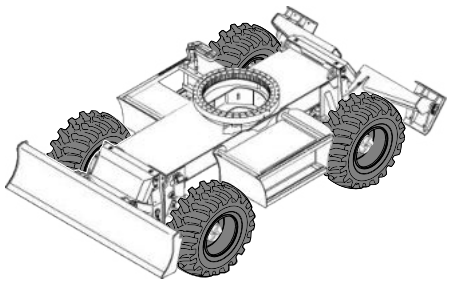

1	5190220	* 600/40-22.5
2	5200104	
3	5260019	
4	5250058	600/40-22.5 331HD
5	5190209	* 600/40-22.5 (POLYURETHANE)
6	5190205	* 600/50-22.5
7	5250050	TR08 600/50
8	5250058	600/40-22.5 331HD

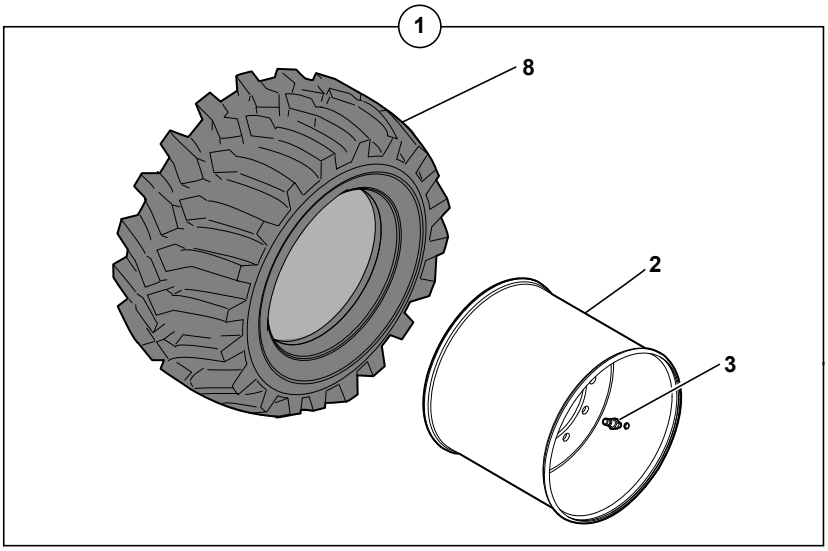

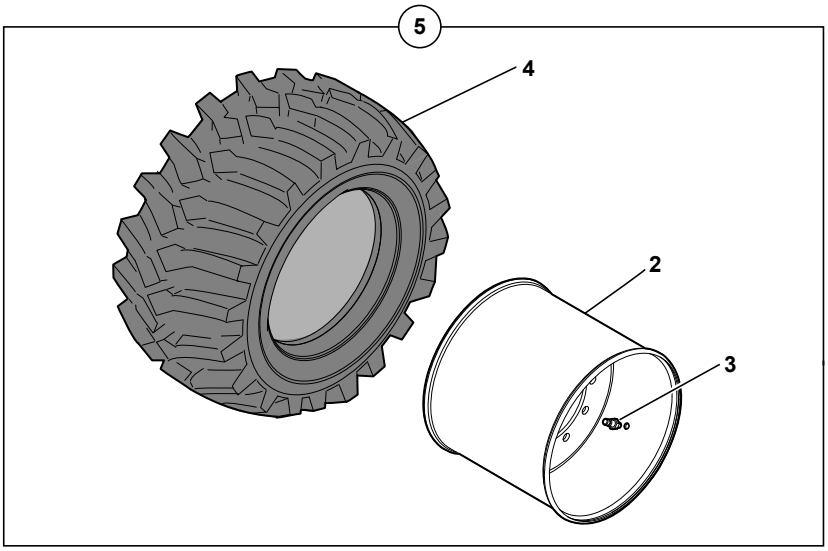

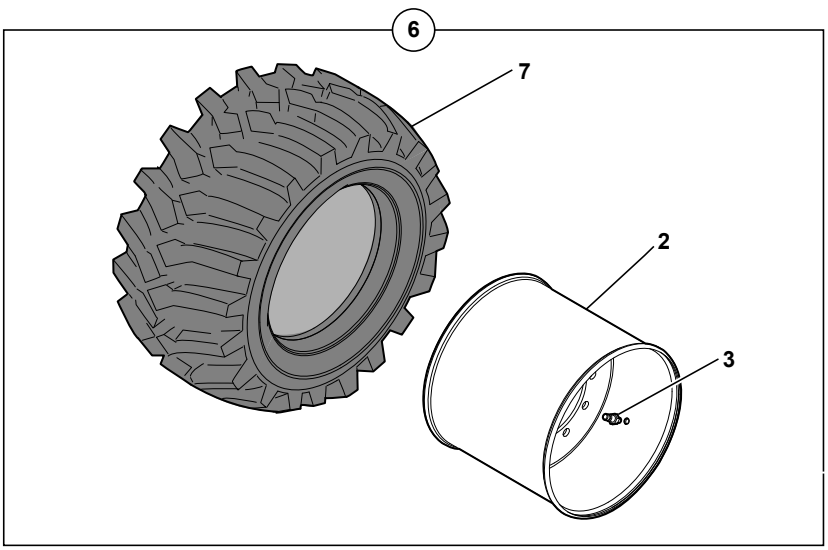

714MW_5400703_21_51_1A.eps

ROUES LARGES
BROAD WHEELS
BREITE RADER

	1	5190220		600/40-22.5	4	ROUES LARGES	BROAD WHEELS	BREITE RADER
	1			5190208				
	2	5200104	1-5-6	20.00X22.5" DEP=0	1	JANTE	RIM	RADFELGE
	3	5260019	1-5-6		1	VALVE	VALVE	VENTIL
*	4	5250058	5	600/40-22.5-331HD	1	PNEU (ALLIANCE)	TYRE (ALLIANCE)	REIFEN (ALLIANCE)
*	4			5250051				
*	5	5190225		600/40-22.5	4	ROUES LARGES	BROAD WHEELS	BREITE RADER
						POLYURETHANE	POLYURETHANE	POLYURETHAN
*	5			5190209				
	6	5190205		600/50-22.5	4	ROUES LARGES	BROAD WHEELS	BREITE RADER
	7	5250050	6	TR08 600/50	1	PNEU (MITAS)	TYRE (MITAS)	REIFEN (MITAS)
	8	5250058	1	600/40-22.5-331HD	1	PNEU (ALLIANCE)	TYRE (ALLIANCE)	REIFEN (ALLIANCE)
	8			5250051				

ROUES JUMELÉES
DUAL WHEELS
VERBUNDENE RÄDER

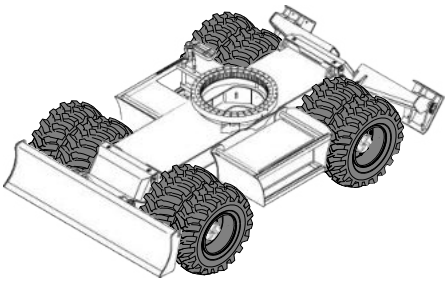

1	5190203	* **10-20**
2	5190177	**7.5-20 D159**
3	5190178	**7.5-20 D131**
4	5260023	
5	5200098	
6	5250043	**10.00-20/16PR**
7	5260020	
8	5200095	
9	5260021	
10	5190210	* **10-20** (POLYURETHANE)
11	5190206	**10-20 D159** (POLYURETHANE)
12	5190207	**10-20 D131** (POLYURETHANE)

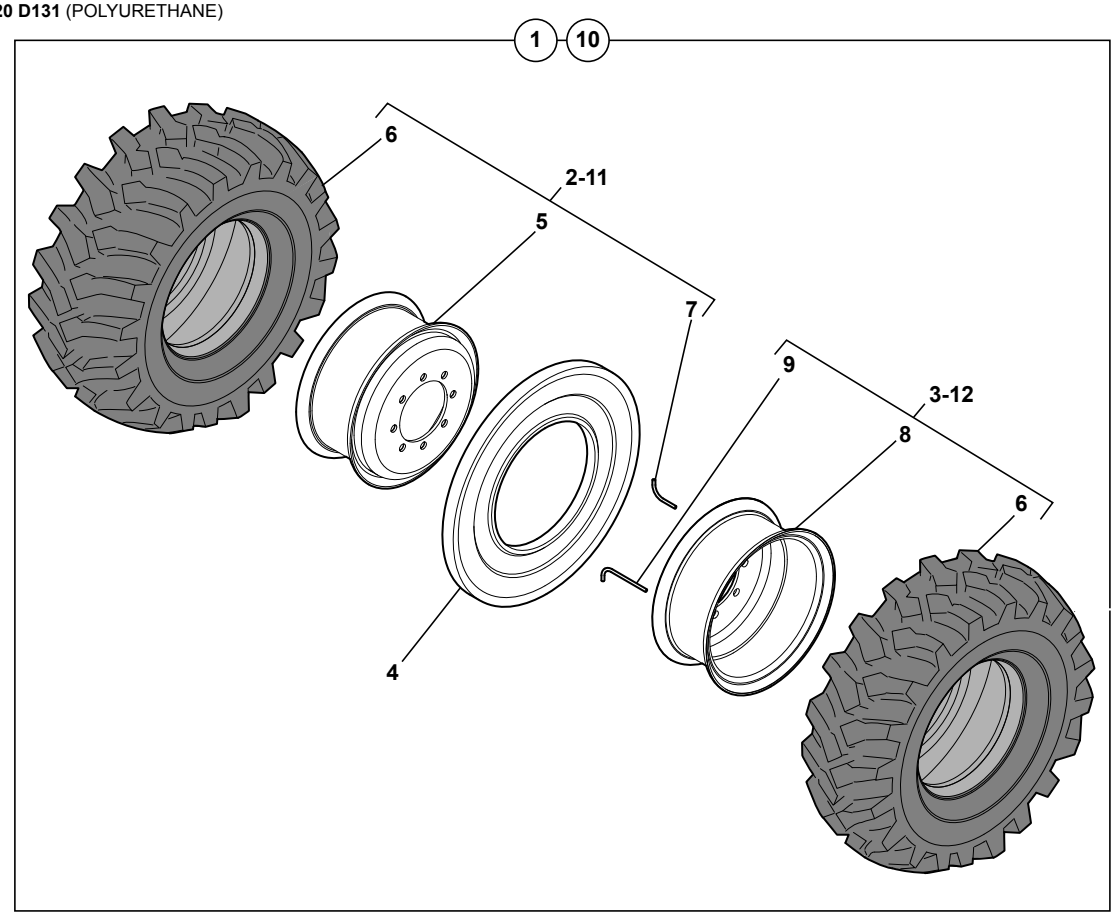

714MW_5400703_21_52_1A.eps

ROUES JUMELEES
DUAL WHEELS
VERBUNDENE RADER

1	5190203		10-20	4	ROUES JUMELEES	DUAL WHEELS	VERBUNDENE RADER
2	5190177	1	7,5-20 D159	1	ROUES	WHEELS	RADER
3	5190178	1	7,5-20 D131	1	ROUES	WHEELS	RADER
4	5260023	1-10		1	ANNEAU DE ROUE	RIM	RADRING
5	5200098	2-11	7,5-20 DEP+159	1	JANTE	RIM	RADFELGE
6	5250043	2-3	10,00-20 16PR	2	PNEU (MITAS)	TYRE (MITAS)	REIFEN (MITAS)
6		11-12					
7	5260020	2-11		1	RALLONGE	EXTENSION	VERLAENGERUNG
8	5200095	3-12	7,5-20 DEP+131	1	JANTE	RIM	RADFELGE
9	5260021	3-12		1	RALLONGE	EXTENSION	VERLAENGERUNG
10	5190210		10-20	4	ROUES JUMELEES	DUAL WHEELS	VERBUNDENE RADER
					POLYURETHANE	POLYURETHANE	POLYURETHAN
11	5190206	10	10-20 D159	1	ROUES POLYURETHANE	WHEELS POLYURETHANE	RADER POLYURETHAN
12	5190207	10	10-20 D131	1	ROUES POLYURETHANE	WHEELS POLYURETHANE	RADER POLYURETHAN

CATALOGUE DE PIECES DE RECHANGE
SPARE PARTS BOOK
ERSATZTEILLISTE



Transmission hydraulique
Hydraulical transmission
Hydraulische Getriebe

22

SOMMAIRE
CONTENTS
INHALT

22 TRANSMISSION HYDRAULIQUE — HYDRAULICAL TRANSMISSION — HYDRAULISCHE GETRIEBE

22	10	1A	CIRCUIT HYDRAULIQUE (TRANSLATION) HYDRAULICS (TRAVELLING CIRCUIT) HYDRAULIKKREIS (FAHRBEWEGUNG)	→I 80396 -80390	M3
22	10	1B	CIRCUIT HYDRAULIQUE (TRANSLATION) HYDRAULICS (TRAVELLING CIRCUIT) HYDRAULIKKREIS (FAHRBEWEGUNG)	I→ 80397 +80390	M3
22	20	1A	MOTEUR HYDRAULIQUE : TRANSLATION HYDRAULIC MOTOR : TRAVELLING HYDROMOTOR : FAHRBEWEGUNG		M1
22	20	2A	MOTEUR HYDRAULIQUE : TRANSLATION HYDRAULIC MOTOR : TRAVELLING HYDROMOTOR : FAHRBEWEGUNG		M1
22	20	3A	MOTEUR HYDRAULIQUE : TRANSLATION HYDRAULIC MOTOR : TRAVELLING HYDROMOTOR : FAHRBEWEGUNG		M2
22	20	4A	MOTEUR HYDRAULIQUE : TRANSLATION HYDRAULIC MOTOR : TRAVELLING HYDROMOTOR : FAHRBEWEGUNG		
22	50	1A	PEDIBULATEUR D'AVANCEMENT PEDIBULATOR OF ADVANCE FORTSHRITTSPEDAL		M3

CIRCUIT HYDRAULIQUE (TRANSLATION)
HYDRAULICS (TRAVELLING CIRCUIT)
HYDRAULIKKREIS (FAHRBEWEGUNG)

→I 80396 -80390

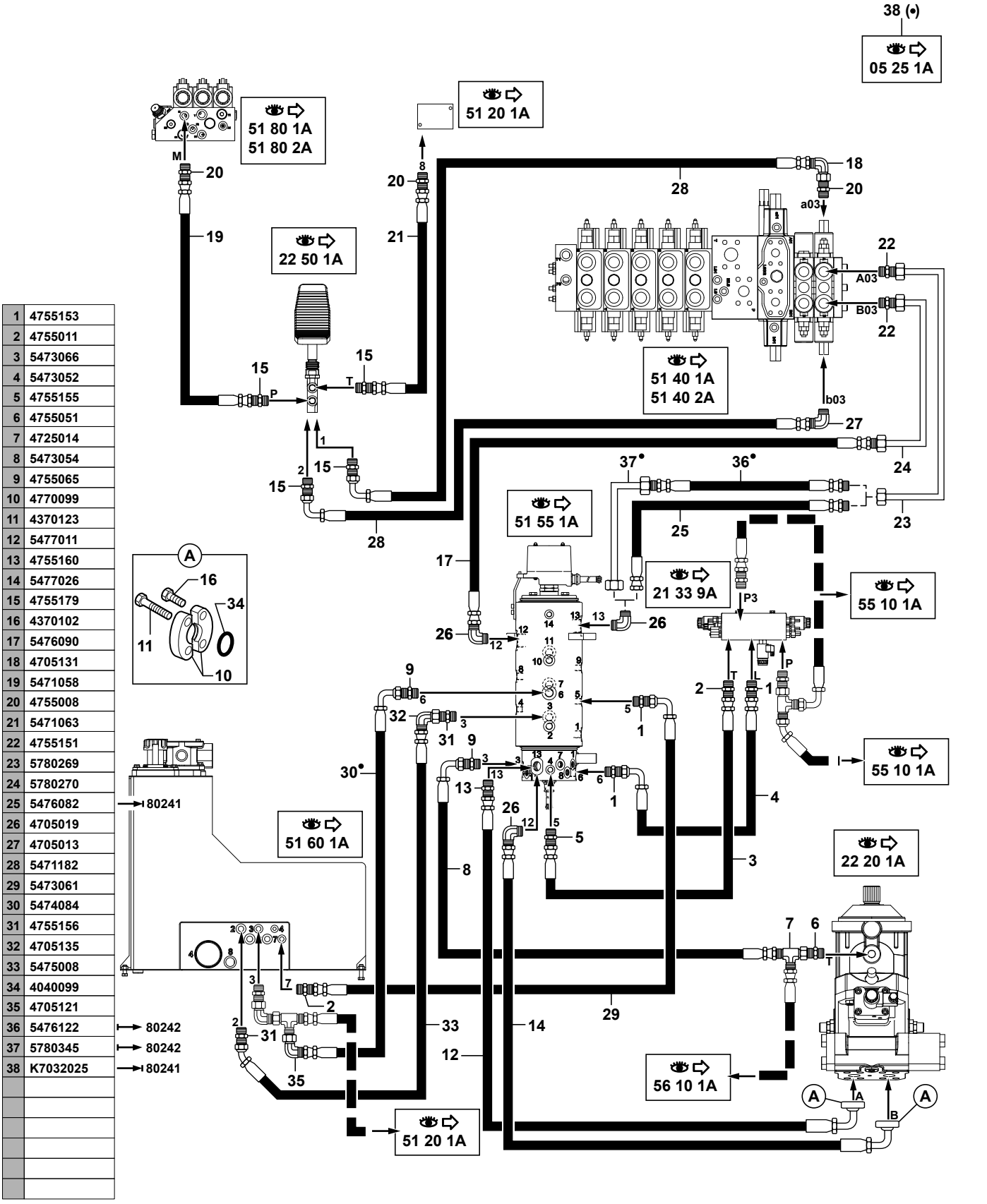

1	4755153
2	4755011
3	5473066
4	5473052
5	4755155
6	4755051
7	4725014
8	5473054
9	4755065
10	4770099
11	4370123
12	5477011
13	4755160
14	5477026
15	4755179
16	4370102
17	5476090
18	4705131
19	5471058
20	4755008
21	5471063
22	4755151
23	5780269
24	5780270
25	5476082 → 80241
26	4705019
27	4705013
28	5471182
29	5473061
30	5474084
31	4755156
32	4705135
33	5475008
34	4040099
35	4705121
36	5476122 → 80242
37	5780345 → 80242
38	K7032025 → 80241

714MW_5400703_22_10_1A.eps

CIRCUIT HYDRAULIQUE (TRANSLATION)
HYDRAULICS (TRAVELLING CIRCUIT)
HYDRAULIKKREIS (FAHRBEWEGUNG)

→I 80396 -80390

1	4755153			3	UNION	CONNECTOR	ANSCHLUSSTEIL
2	4755011			2	UNION	CONNECTOR	ANSCHLUSSTEIL
3	5473066			1	FLEXIBLE	HOSE	SCHLAUCH
4	5473052			1	FLEXIBLE	HOSE	SCHLAUCH
5	4755155			1	UNION	CONNECTOR	ANSCHLUSSTEIL
6	4755051			1	UNION	CONNECTOR	ANSCHLUSSTEIL
7	4725014			1	TE	TEE	T STUECK
8	5473054			1	FLEXIBLE	HOSE	SCHLAUCH
9	4755065			2	UNION	CONNECTOR	ANSCHLUSSTEIL
10	4770099			4	DEMI-BRIDE	HALF-FLANGE	HALBFLANSCHE
11	4370123		H M14X130	6	VIS	SCREW	SCHRAUBE
12	5477011			1	FLEXIBLE	HOSE	SCHLAUCH
13	4755160			1	UNION	CONNECTOR	ANSCHLUSSTEIL
14	5477026		●○ 5477012	1	FLEXIBLE	HOSE	SCHLAUCH
15	4755179			4	UNION	CONNECTOR	ANSCHLUSSTEIL
16	4370102		H M14X45	2	VIS	SCREW	SCHRAUBE
17	5476090			1	FLEXIBLE	HOSE	SCHLAUCH
18	4705131			1	COUDE	ELBOW	WINKELSTUECK
19	5471058			1	FLEXIBLE	HOSE	SCHLAUCH
20	4755008			3	UNION	CONNECTOR	ANSCHLUSSTEIL
21	5471063			1	FLEXIBLE	HOSE	SCHLAUCH
22	4755151			2	UNION	CONNECTOR	ANSCHLUSSTEIL
23	5780269			1	TUBE	TUBE	ROHR
24	5780270			1	TUBE	TUBE	ROHR
25	5476082		→I 80241	1	FLEXIBLE	HOSE	SCHLAUCH
26	4705019			3	COUDE	ELBOW	WINKELSTUECK
27	4705013			1	COUDE	ELBOW	WINKELSTUECK
28	5471182			2	FLEXIBLE	HOSE	SCHLAUCH
29	5473061			1	FLEXIBLE	HOSE	SCHLAUCH
30	5474084	38		1	FLEXIBLE	HOSE	SCHLAUCH
31	4755156			2	UNION	CONNECTOR	ANSCHLUSSTEIL
32	4705135			1	COUDE	ELBOW	WINKELSTUECK
33	5475008			1	FLEXIBLE	HOSE	SCHLAUCH
34	4040099			2	JOINT TORIQUE	O-RING	O-RING
35	4705121			1	COUDE	ELBOW	WINKELSTUECK
36	5476122	38	→I 80242	1	FLEXIBLE	HOSE	SCHLAUCH
37	5780345	38	→I 80242	1	TUBE	TUBE	ROHR
38	K7032025		→I 80241	PM	KIT JOINT TOURNANT	SWIVEL JOINT KIT	DREHVERTEILER SATZ
38			05 25 1A				

CIRCUIT HYDRAULIQUE (TRANSLATION)
HYDRAULICS (TRAVELLING CIRCUIT)
HYDRAULIKKREIS (FAHRBEWEGUNG)

⟼ 80397 +80390

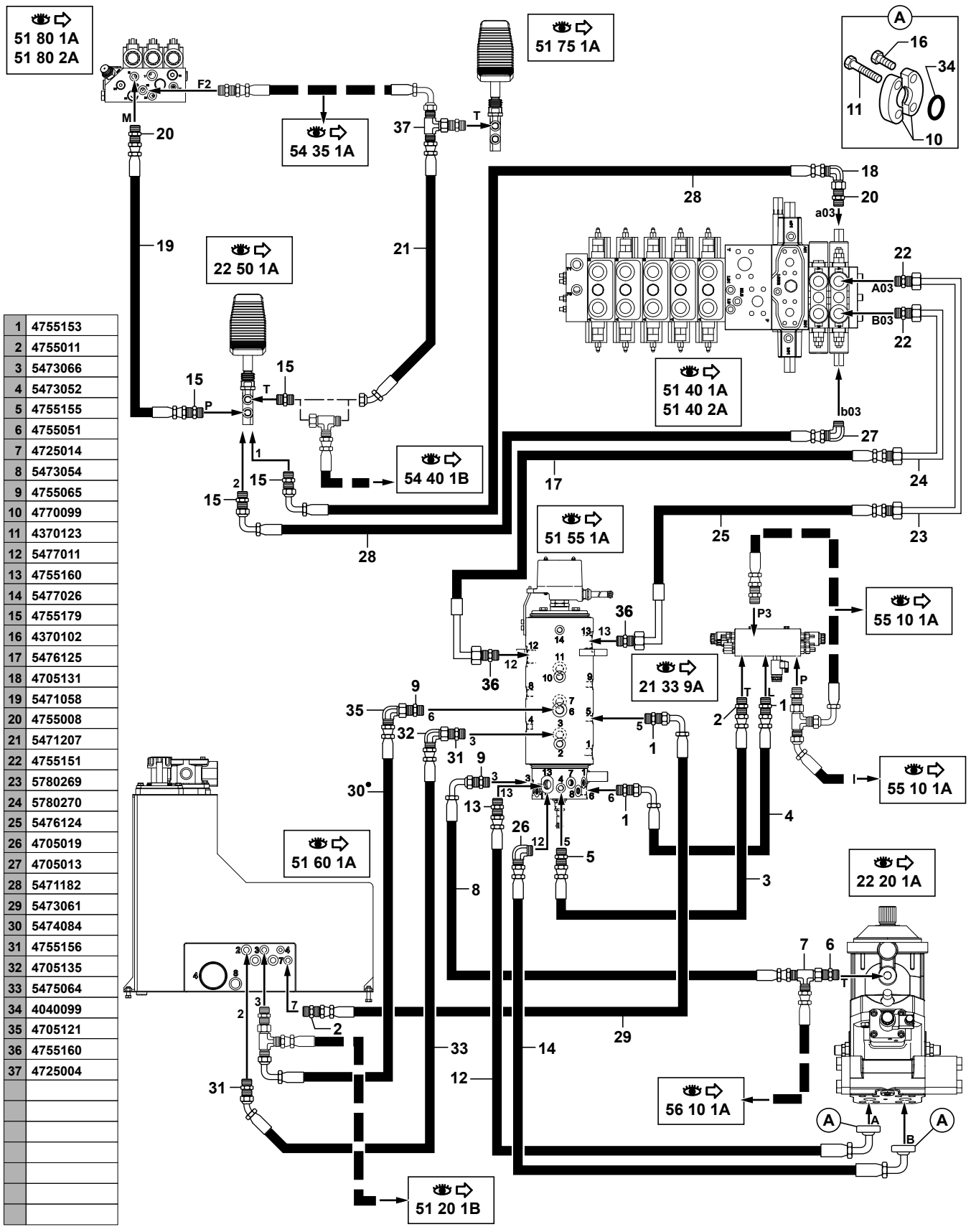

1	4755153
2	4755011
3	5473066
4	5473052
5	4755155
6	4755051
7	4725014
8	5473054
9	4755065
10	4770099
11	4370123
12	5477011
13	4755160
14	5477026
15	4755179
16	4370102
17	5476125
18	4705131
19	5471058
20	4755008
21	5471207
22	4755151
23	5780269
24	5780270
25	5476124
26	4705019
27	4705013
28	5471182
29	5473061
30	5474084
31	4755156
32	4705135
33	5475064
34	4040099
35	4705121
36	4755160
37	4725004

714MW_5400703_22_10_1B.eps

CIRCUIT HYDRAULIQUE (TRANSLATION)
HYDRAULICS (TRAVELLING CIRCUIT)
HYDRAULIKKREIS (FAHRBEWEGUNG)

→ 80397 +80390

1	4755153		3	UNION	CONNECTOR	ANSCHLUSSTEIL
2	4755011		2	UNION	CONNECTOR	ANSCHLUSSTEIL
3	5473066		1	FLEXIBLE	HOSE	SCHLAUCH
4	5473052		1	FLEXIBLE	HOSE	SCHLAUCH
5	4755155		1	UNION	CONNECTOR	ANSCHLUSSTEIL
6	4755051		1	UNION	CONNECTOR	ANSCHLUSSTEIL
7	4725014		1	TE	TEE	T STUECK
8	5473054		1	FLEXIBLE	HOSE	SCHLAUCH
9	4755065		2	UNION	CONNECTOR	ANSCHLUSSTEIL
10	4770099		4	DEMI-BRIDE	HALF-FLANGE	HALBFLANSCHE
11	4370123	H M14X130	6	VIS	SCREW	SCHRAUBE
12	5477011		1	FLEXIBLE	HOSE	SCHLAUCH
13	4755160		1	UNION	CONNECTOR	ANSCHLUSSTEIL
14	5477026		1	FLEXIBLE	HOSE	SCHLAUCH
15	4755179		4	UNION	CONNECTOR	ANSCHLUSSTEIL
16	4370102	H M14X45	2	VIS	SCREW	SCHRAUBE
17	5476125		1	FLEXIBLE	HOSE	SCHLAUCH
18	4705131		1	COUDE	ELBOW	WINKELSTUECK
19	5471058		1	FLEXIBLE	HOSE	SCHLAUCH
20	4755008		2	UNION	CONNECTOR	ANSCHLUSSTEIL
21	5471207		1	FLEXIBLE	HOSE	SCHLAUCH
22	4755151		2	UNION	CONNECTOR	ANSCHLUSSTEIL
23	5780269		1	TUBE	TUBE	ROHR
24	5780270		1	TUBE	TUBE	ROHR
25	5476124		1	FLEXIBLE	HOSE	SCHLAUCH
26	4705019		1	COUDE	ELBOW	WINKELSTUECK
27	4705013		1	COUDE	ELBOW	WINKELSTUECK
28	5471182		2	FLEXIBLE	HOSE	SCHLAUCH
29	5473061		1	FLEXIBLE	HOSE	SCHLAUCH
30	5474084		1	FLEXIBLE	HOSE	SCHLAUCH
31	4755156		2	UNION	CONNECTOR	ANSCHLUSSTEIL
32	4705135		1	COUDE	ELBOW	WINKELSTUECK
33	5475064		1	FLEXIBLE	HOSE	SCHLAUCH
34	4040099		2	JOINT TORIQUE	O-RING	O-RING
35	4705121		1	COUDE	ELBOW	WINKELSTUECK
* 36	4755160		2	UNION	CONNECTOR	ANSCHLUSSTEIL
37	4725004		1	TE	TEE	T STUECK

MOTEUR HYDRAULIQUE : TRANSLATION
HYDRAULIC MOTOR: TRAVELLING
HYDROMOTOR : FAHRBEWEGUNG

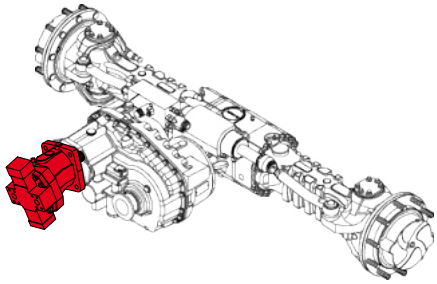

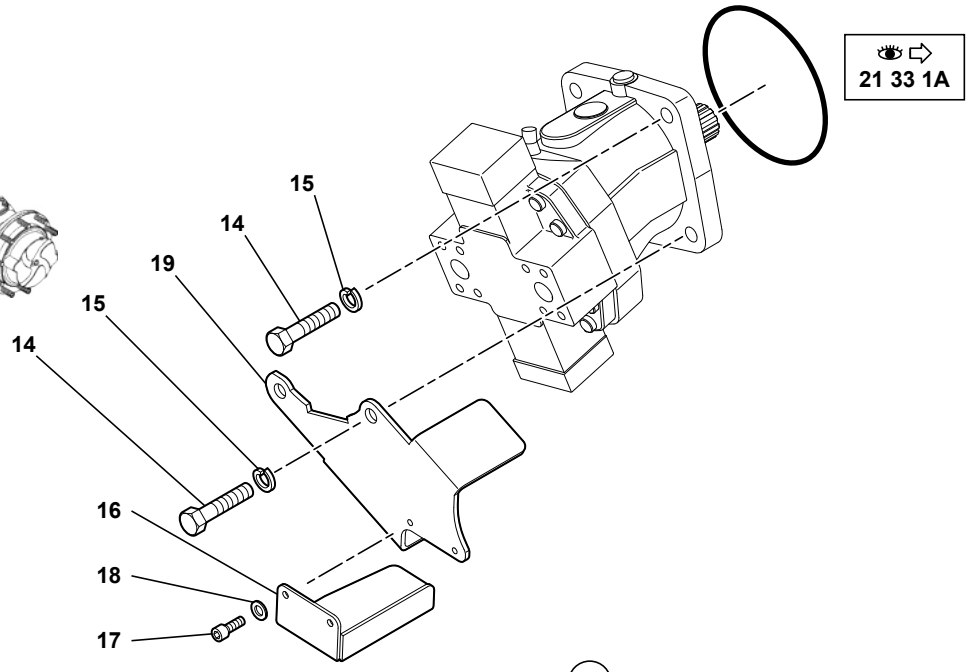

1	5370275
2	537A0243
6	537A0068
11	537A0252
13	537A0240
14	4380089
15	4470026
16	3620265
17	4290007
18	4490014
19	3620264

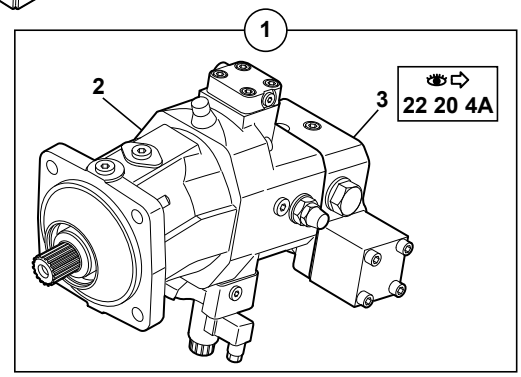

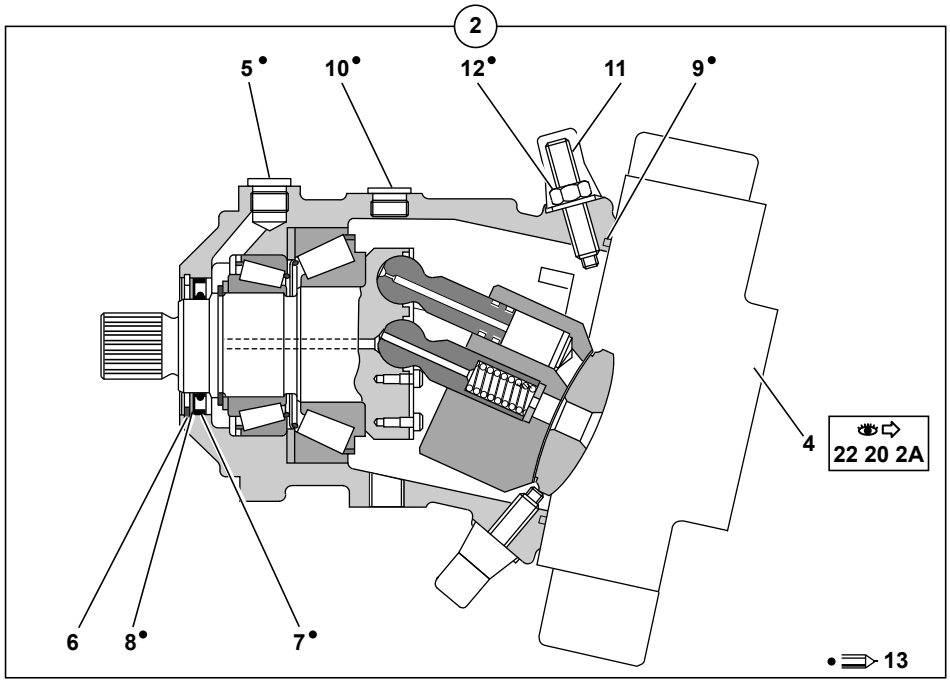

714MW_5400703_22_20_1A.eps

MOTEUR HYDRAULIQUE : TRANSLATION
HYDRAULIC MOTOR : TRAVELLING
HYDROMOTOR : FAHRBEWEGUNG

1	5370275			1	MOTEUR HYDRAULIQUE	HYDRAULIC MOTOR	HYDROMOTOR
2	537A0243	1		1	MOTEUR	MOTOR	MOTOR
3		1	22 20 4A	1	ELECTRO-DISTRIBUTEUR	SOLENOID-VALVE	ELEKTROVENTIL
4		2	22 20 2A	1	REGLAGE	ADJUSTMENT	NACHSTELLUNG
5		2	13	1	BOUCHON	PLUG	VERSCHL.STOPFEN
6	537A0068	2		1	CIRCLIP	CIRCLIP	SICHERUNGSRING
7		2	13	1	JOINT	SEAL	DICHTRING
8		2	13	1	RONDELLE	WASHER	UNTERLEGSCHEIBE
9		2	13	1	JOINT TORIQUE	O-RING	O-RING
10		2	13	1	BOUCHON	PLUG	VERSCHL.STOPFEN
11	537A0252	2		2	VIS SANS TETE	GRUB SCREW	GEWINDESTIFT
12		2	13	2	ECROU	NUT	MUTTER
13	537A0240			1	POCHETTE REPARATION	REPAIR KIT	REPAR-SATZ
14	4380089		H M16X55	4	VIS	SCREW	SCHRAUBE
15	4470026		W16	4	RONDELLE FREIN	LOCK WASHER	FEDERRING
16	3620265			1	PROTECTEUR	PROTECTOR	SCHUTZ
17	4290007		CHC M6X20	2	VIS	SCREW	SCHRAUBE
18	4490014		CONTACT MU6	2	RONDELLE	WASHER	UNTERLEGSCHEIBE
19	3620264			1	SUPPORT	BRACKET	TRAEGER

MOTEUR HYDRAULIQUE : TRANSLATION
HYDRAULIC MOTOR: TRAVELLING
HYDROMOTOR : FAHRBEWEGUNG

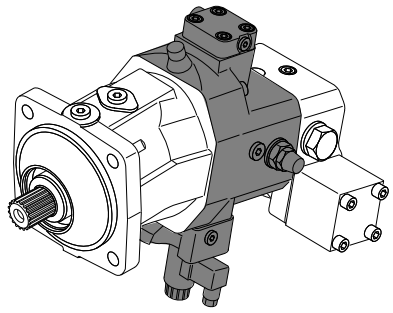

1	NV
13	537A0247
14	537A0257
15	537A0248
16	537A0242

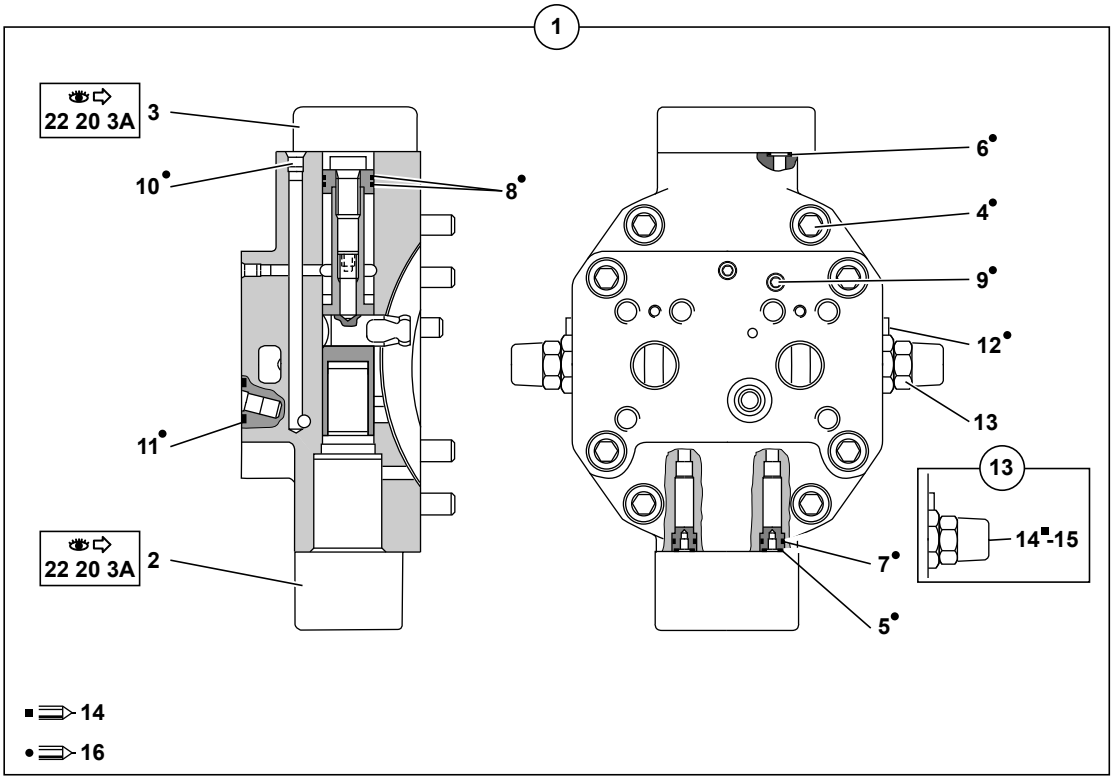

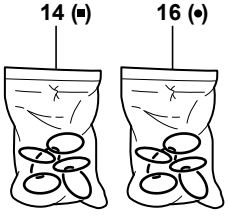

714MW_5400703_22_20_2A.eps

MOTEUR HYDRAULIQUE : TRANSLATION
HYDRAULIC MOTOR : TRAVELLING
HYDROMOTOR : FAHRBEWEGUNG

1	537A0241		NV	1	REGLAGE	ADJUSTMENT	NACHSTELLUNG
2		1	22 20 3A	1	COMMANDE	CONTROL	STEUERUNG
3		1	22 20 3A	1	COUVERCLE	COVER	DECKEL
4		1	16	4	VIS	SCREW	SCHRAUBE
5		1	16	2	JOINT TORIQUE	O-RING	O-RING
6		1	16	3	JOINT TORIQUE	O-RING	O-RING
7		1	16	2	JOINT TORIQUE	O-RING	O-RING
8		1	16	3	ANNEAU	RING	RING
9		1	16	1	BOUCHON	PLUG	VERSCHL.STOPFEN
10		1	16	1	BOUCHON	PLUG	VERSCHL.STOPFEN
11		1	16	1	JOINT TORIQUE	O-RING	O-RING
12		1	16	2	BOUCHON	PLUG	VERSCHL.STOPFEN
13	537A0247	1		2	LIMITEUR - PRESSION	RELIEF VALVE ASS'Y	DRUCKBEGRENZUNGSVOR.
14	537A0257	13		1	POCHETTE DE JOINTS	SEAL (KIT)	DICHTRING (BAUSATZ)
15	537A0248	13		1	CAPUCHON	COWL	HAUBE
16	537A0242			1	POCHETTE REPARATION	REPAIR KIT	REPAR-SATZ

MOTEUR HYDRAULIQUE : TRANSLATION
HYDRAULIC MOTOR: TRAVELLING
HYDROMOTOR : FAHRBEWEGUNG

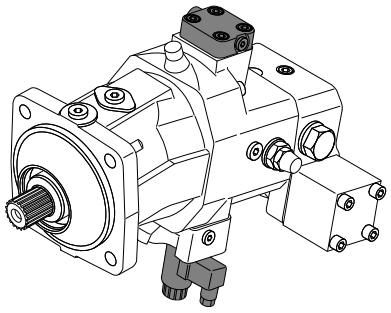

1	537A0255
7	537A0258
9	537A0256
10	537A0251
11	537A0253
14	537A0254

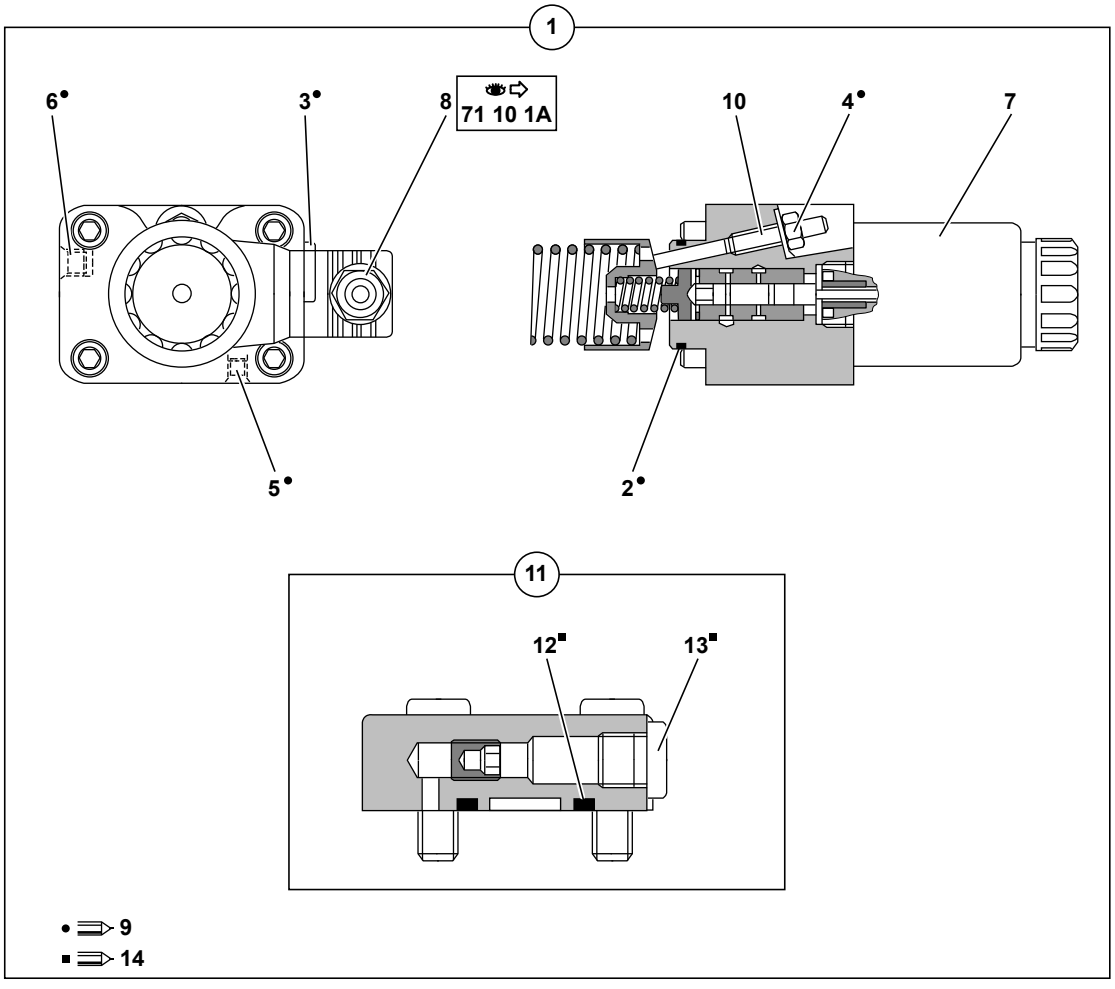

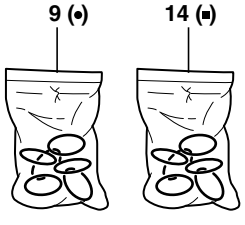

714MW_5400703_22_20_3A.eps

MOTEUR HYDRAULIQUE : TRANSLATION
HYDRAULIC MOTOR : TRAVELLING
HYDROMOTOR : FAHRBEWEGUNG

1	537A0255			1	COMMANDE	CONTROL	STEUERUNG
2		1	9	1	JOINT TORIQUE	O-RING	O-RING
3		1	9	1	BOUCHON	PLUG	VERSCHL.STOPFEN
4		1	9	1	ECROU	NUT	MUTTER
5		1	9	2	BOUCHON	PLUG	VERSCHL.STOPFEN
6		1	9	1	BOUCHON	PLUG	VERSCHL.STOPFEN
7	537A0258	1	24V	1	SOLENOIDE	SOLENOID	SOLENOID
8		1	71 10 1A	1	CONNECTEUR	CONNECTOR	STECKVERBINDER
9	537A0256			1	POCHETTE REPARATION	REPAIR KIT	REPAR-SATZ
10	537A0251	1		1	VIS SANS TETE	GRUB SCREW	GEWINDESTIFT
11	537A0253	1		1	COUVERCLE	COVER	DECKEL
12		11	14	1	JOINT TORIQUE	O-RING	O-RING
13		11	14	1	BOUCHON	PLUG	VERSCHL.STOPFEN
14	537A0254			1	POCHETTE REPARATION	REPAIR KIT	REPAR-SATZ

MOTEUR HYDRAULIQUE : TRANSLATION
HYDRAULIC MOTOR: TRAVELLING
HYDROMOTOR : FAHRBEWEGUNG

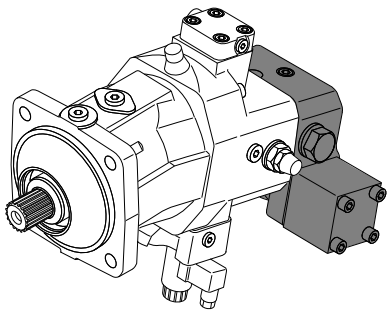

1	537A0238
2	537A0235
3	537A0234
4	537A0237
13	537A0239
14	537A0236

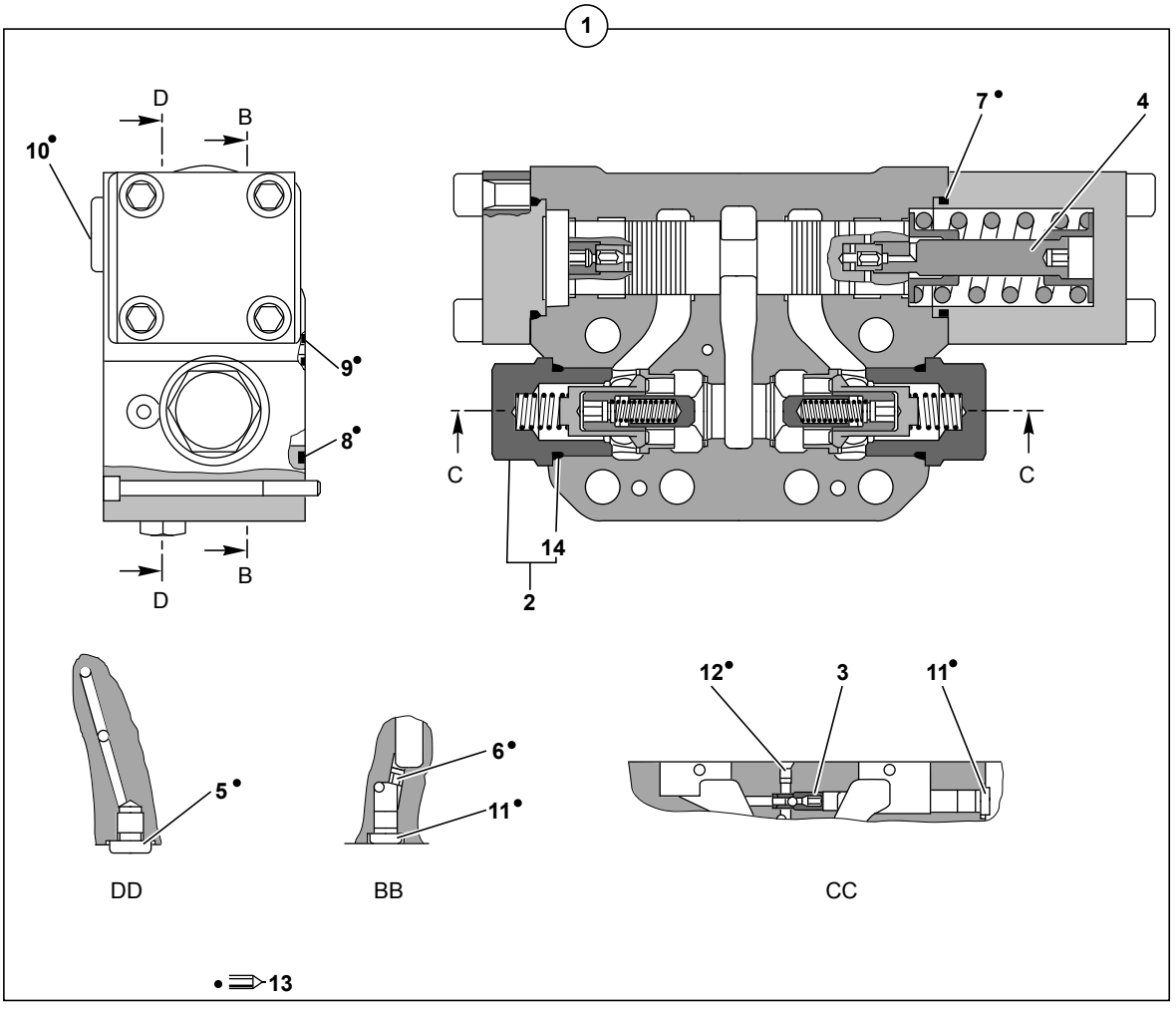

714MW_5400703_22_20_4A.eps

MOTEUR HYDRAULIQUE : TRANSLATION
HYDRAULIC MOTOR : TRAVELLING
HYDROMOTOR : FAHRBEWEGUNG

1	537A0238			1	DISTRIBUTEUR	DISTRIBUTOR	VERTEILER
2	537A0235	1		2	VALVE	VALVE	VENTIL
3	537A0234	1		1	CLAPET	POPPET	RUECKSCHL.VENTIL
4	537A0237	1		1	TIROIR	SPOOL	STEUERSCHIEBER
5		1	13	1	BOUCHON	PLUG	VERSCHL.STOPFEN
6		1	13	1	BOUCHON	PLUG	VERSCHL.STOPFEN
7		1	13	2	JOINT TORIQUE	O-RING	O-RING
8		1	13	2	JOINT TORIQUE	O-RING	O-RING
9		1	13	2	JOINT TORIQUE	O-RING	O-RING
10		1	13	1	BOUCHON	PLUG	VERSCHL.STOPFEN
11		1	13	2	BOUCHON	PLUG	VERSCHL.STOPFEN
12		1	13	1	BOUCHON	PLUG	VERSCHL.STOPFEN
13	537A0239			1	POCHETTE REPARATION	REPAIR KIT	REPAR-SATZ
14	537A0236	2		1	JOINT TORIQUE	O-RING	O-RING

PÉDIBULATEUR D'AVANCEMENT
PEDIBULATOR OF ADVANCE
FORTSHRITTSPEDAL

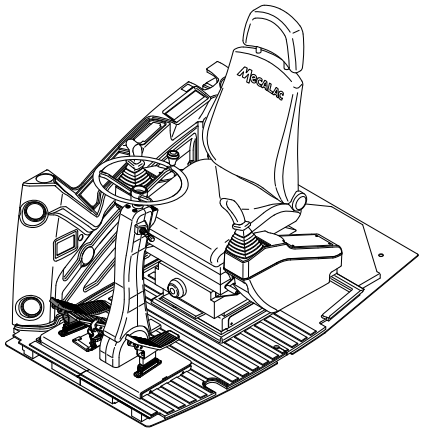

1	5360381
2	527A0053
3	527A0055
4	527A0054
5	4380054
6	4490003
7	4420020
8	4380052
9	4450015

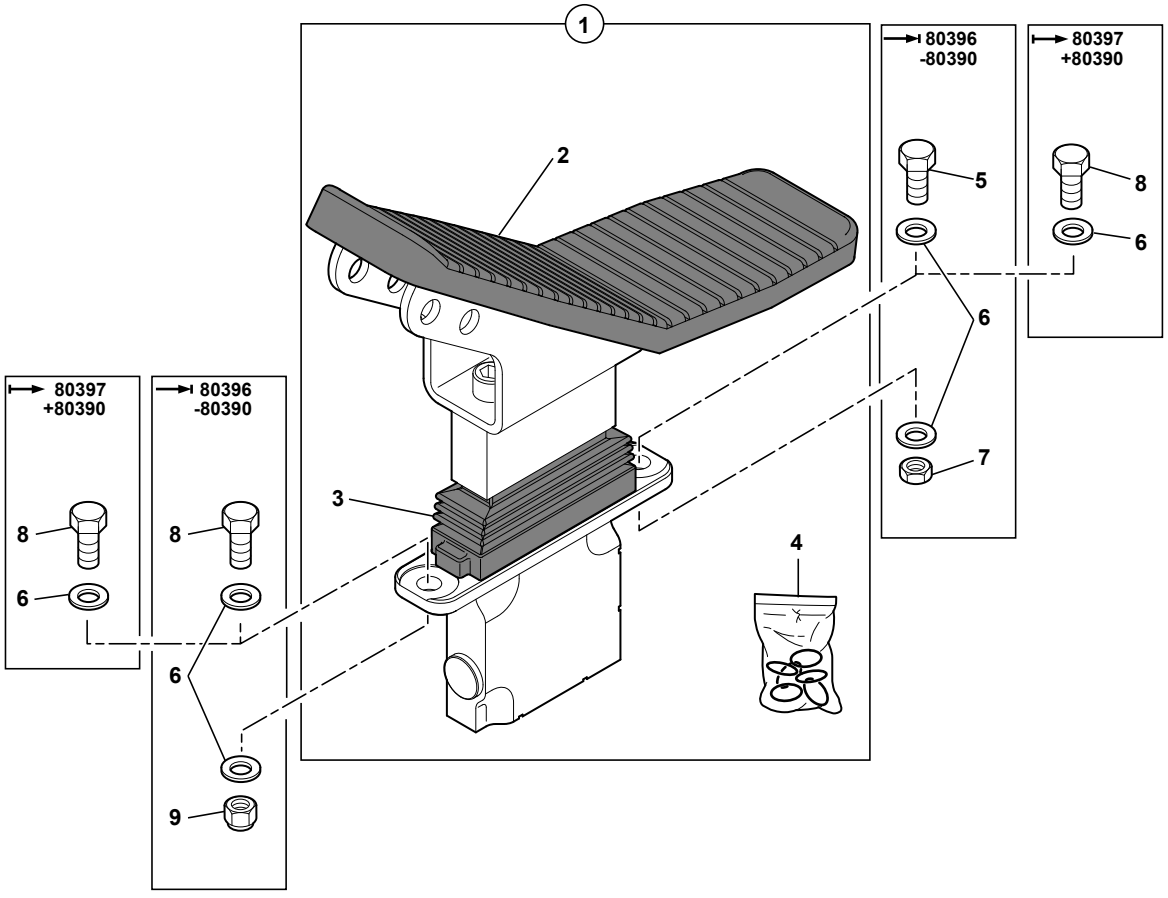

714MW_5400703_22_50_1A.eps

PEDIBULATEUR D'AVANCEMENT
PEDIBULATOR OF ADVANCE
FORTSHRITTSPEDAL

	1	5360381			1	PEDALE	PEDAL	PEDAL
	2	527A0053	1		1	CAOUTCHOUC	RUBBER	GUMMI
	3	527A0055	1		1	SOUFFLET	BELLOWS	FALTENBALG
	4	527A0054	1		1	POCHETTE DE JOINTS	SEAL (KIT)	DICHTRING (BAUSATZ)
	5	4380054		H M10X20	1	VIS	SCREW	SCHRAUBE
	6	4490003		CONTACT MU10	4	RONDELLE	WASHER	UNTERLEGSCHEIBE
	7	4420020		Hm M10	1	ECROU	NUT	MUTTER
*	8	4380052		H M10X25	2	VIS	SCREW	SCHRAUBE
	9	4450015		NYLSTOP M10	1	ECROU	NUT	MUTTER

CATALOGUE DE PIECES DE RECHANGE
SPARE PARTS BOOK
ERSATZTEILLISTE



Système de freinage
Braking system
Bremsanlage

30

SOMMAIRE
CONTENTS
INHALT

30 SYSTÈME DE FREINAGE — BRAKING SYSTEM — BREMSANLAGE

30	10	1A	CIRCUIT HYDRAULIQUE FREINAGE (CHASSIS) (4 ROUES D) HYDRAULICS BRAKING CIRCUIT (FRAM) (4 D WHEELS) HYDRAULIKKREIS (FAHRGESTELL) (4 L RÄDER)	M2
30	12	1A	CIRCUIT HYDRAULIQUE FREINAGE (CHASSIS) (2 ROUES D) HYDRAULICS BRAKING CIRCUIT (FRAM) (2 D WHEELS) HYDRAULIKKREIS (FAHRGESTELL) (2 L RÄDER)	M2
30	15	1A	CIRCUIT HYDRAULIQUE DE FREINAGE (TOURELLE) HYDRAULICS : BRAKING CIRCUIT (TOWER) HYDRAULIKKREIS : BREMSKREISLAUF (TURM)	M3
30	20	1A	PEDALE DE FREIN MAIN BRAKE PEDAL PEDAL FUER HAUPTFUSSBREMSE	M3

CIRCUIT HYDRAULIQUE FREINAGE (CHASSIS) (4 ROUES DIRECTRICES)
HYDRAULICS BRAKING CIRCUIT (FRAM) (4 DIRECT WHEELS)
HYDRAULIKKREIS (FAHRGESTELL) (4 LEITENDE RÄDER)

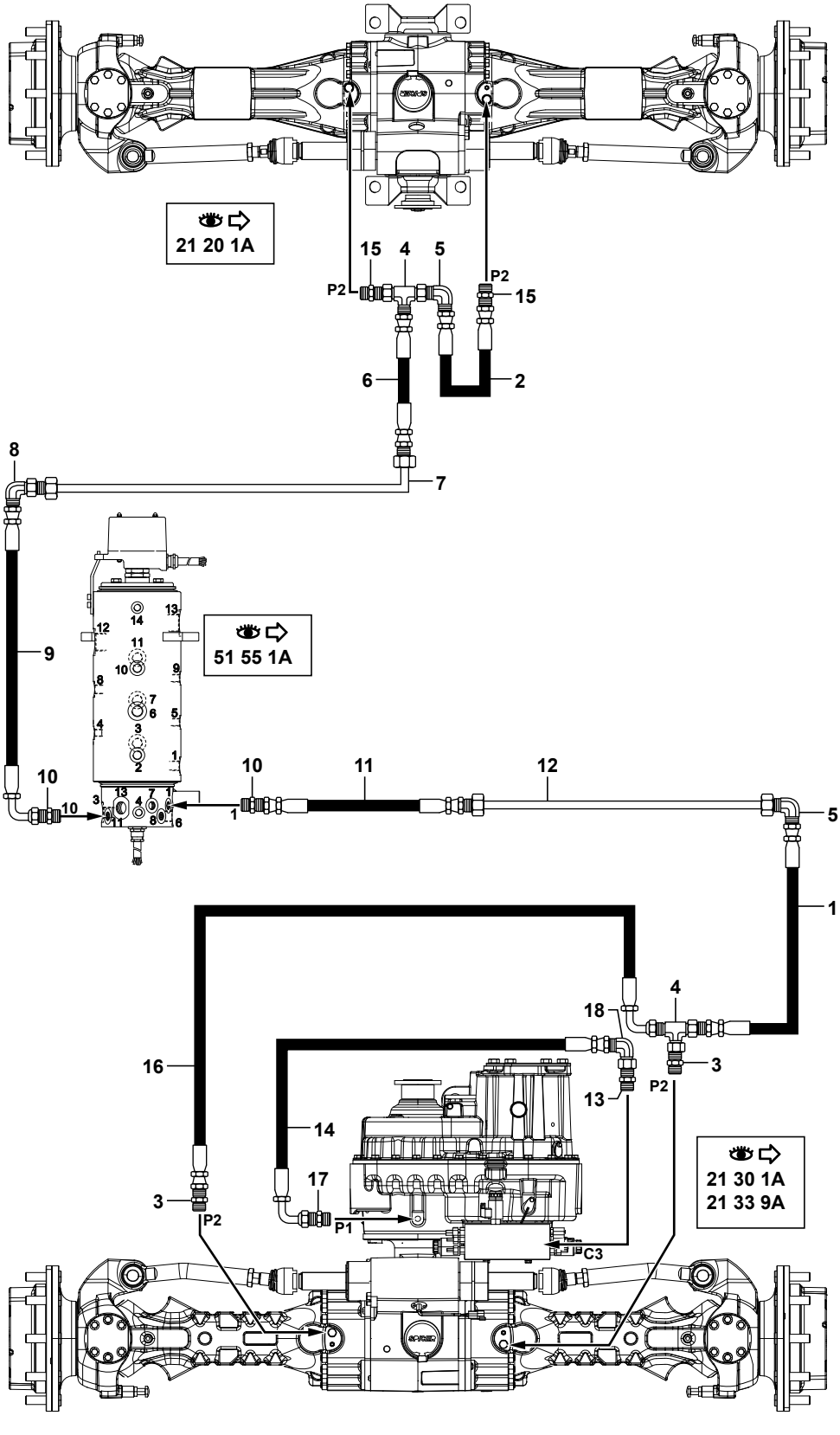

1	5473043
2	5473042
3	4755165
4	4725002
5	4705121
6	5473040
7	5780119
8	4705128
9	5473041
10	4755053
11	5473044
12	5780124
13	4755153
14	5473057
15	4755062
16	5473034
17	4755050
18	4705021

714MW_5400703_30_10_1A.eps

CIRCUIT HYDRAULIQUE FREINAGE (CHASSIS) (4 ROUES D)
HYDRAULICS BRAKING CIRCUIT (FRAM) (4 D WHEELS)
HYDRAULIKKREIS (FAHRGESTELL) (4 L RADER)

1	5473043		1	FLEXIBLE	HOSE	SCHLAUCH
2	5473042		1	FLEXIBLE	HOSE	SCHLAUCH
3	4755165		2	UNION	CONNECTOR	ANSCHLUSSTEIL
4	4725002		2	TE	TEE	T STUECK
5	4705121		2	COUDE	ELBOW	WINKELSTUECK
6	5473040		1	FLEXIBLE	HOSE	SCHLAUCH
7	5780119		1	TUBE	TUBE	ROHR
8	4705128		1	COUDE	ELBOW	WINKELSTUECK
9	5473041		1	FLEXIBLE	HOSE	SCHLAUCH
10	4755053		2	UNION	CONNECTOR	ANSCHLUSSTEIL
11	5473044		1	FLEXIBLE	HOSE	SCHLAUCH
12	5780124		1	TUBE	TUBE	ROHR
13	4755153		1	UNION	CONNECTOR	ANSCHLUSSTEIL
14	5473057	●○ 5473051	1	FLEXIBLE	HOSE	SCHLAUCH
15	4755062		2	UNION	CONNECTOR	ANSCHLUSSTEIL
16	5473034		1	FLEXIBLE	HOSE	SCHLAUCH
17	4755050		1	UNION	CONNECTOR	ANSCHLUSSTEIL
18	4705021		1	COUDE	ELBOW	WINKELSTUECK

CIRCUIT HYDRAULIQUE FREINAGE (CHASSIS) (2 ROUES DIRECTRICES)
HYDRAULICS BRAKING CIRCUIT (FRAM) (2 DIRECT WHEELS)
HYDRAULIKKREIS (FAHRGESTELL) (2 LEITENDE RÄDER)

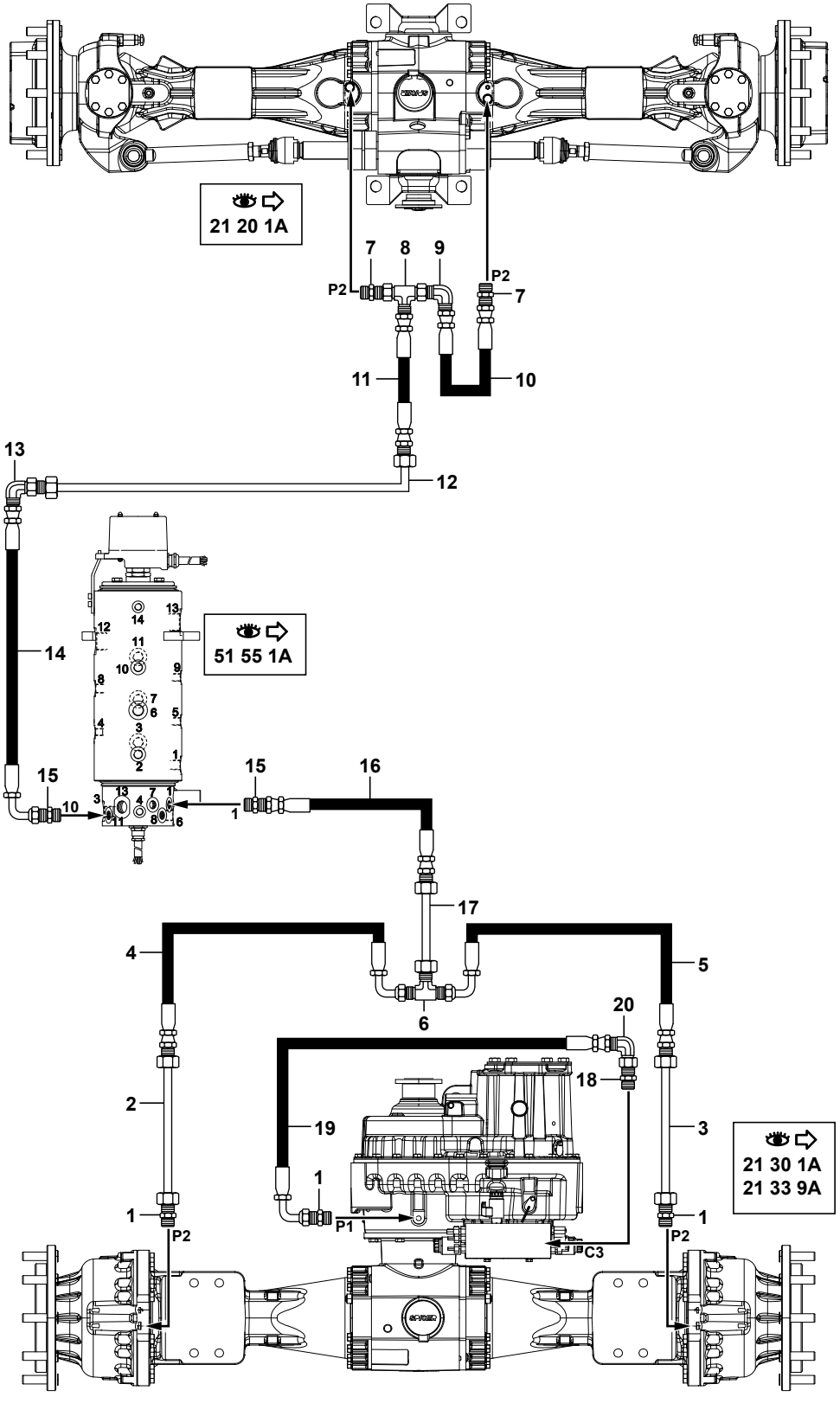

1	4755050
2	5780288
3	5780287
4	5473073
5	5473072
6	4725008
7	4755062
8	4725002
9	4705121
10	5473042
11	5473040
12	5780119
13	4705128
14	5473041
15	4755053
16	5473044
17	5780124
18	4755153
19	5473057
20	4705021

714MW_5400703_30_12_1A.eps

CIRCUIT HYDRAULIQUE FREINAGE (CHASSIS) (2 ROUES D)
HYDRAULICS BRAKING CIRCUIT (FRAM) (2 D WHEELS)
HYDRAULIKKREIS (FAHRGESTELL) (2 L RADER)

1	4755050		3	UNION	CONNECTOR	ANSCHLUSSTEIL
2	5780288		1	TUBE	TUBE	ROHR
3	5780287		1	TUBE	TUBE	ROHR
4	5473073		1	FLEXIBLE	HOSE	SCHLAUCH
5	5473072		1	FLEXIBLE	HOSE	SCHLAUCH
6	4725008		1	TE	TEE	T STUECK
7	4755062		2	UNION	CONNECTOR	ANSCHLUSSTEIL
8	4725002		1	TE	TEE	T STUECK
9	4705121		1	COUDE	ELBOW	WINKELSTUECK
10	5473042		1	FLEXIBLE	HOSE	SCHLAUCH
11	5473040		1	FLEXIBLE	HOSE	SCHLAUCH
12	5780119		1	TUBE	TUBE	ROHR
13	4705128		1	COUDE	ELBOW	WINKELSTUECK
14	5473041		1	FLEXIBLE	HOSE	SCHLAUCH
15	4755053		2	UNION	CONNECTOR	ANSCHLUSSTEIL
16	5473044		1	FLEXIBLE	HOSE	SCHLAUCH
17	5780124		1	TUBE	TUBE	ROHR
18	4755153		1	UNION	CONNECTOR	ANSCHLUSSTEIL
19	5473057	●○ 5473051	1	FLEXIBLE	HOSE	SCHLAUCH
20	4705021		1	COUDE	ELBOW	WINKELSTUECK

CIRCUIT HYDRAULIQUE DE FREINAGE (TOURELLE)
HYDRAULICS: BRAKING CIRCUIT (TOWER)
HYDRAULIKKREIS : BREMSKREISLAUF (TURM)

1	4755013	
2	5473055	→ 80396&84003 -80390
	5473107	→ 80397&84004 +80390
3	5473056	→ 80396&84003 -80390
	5473108	→ 80397&84004 +80390
4	4705130	
5	5130157	
6	5600006	
7	5130156	
8	5473100	→ 80396&84003 -80390
	5473059	→ 80397&84004 +80390
9	4755153	→ 80396&84003 -80390
	4755008	→ 80397&84004 +80390
10	4770746	
11	4755011	
12	5473094	→ 80396&84003 -80390
	5473120	→ 80397&84004 +80390
13	4755155	
14	5473062	
15	5473130	
16	4705021	
17	4755051	
18	5474143	
19	4755065	
20	4770755	
21	4705021	→ 80396&84003 -80390

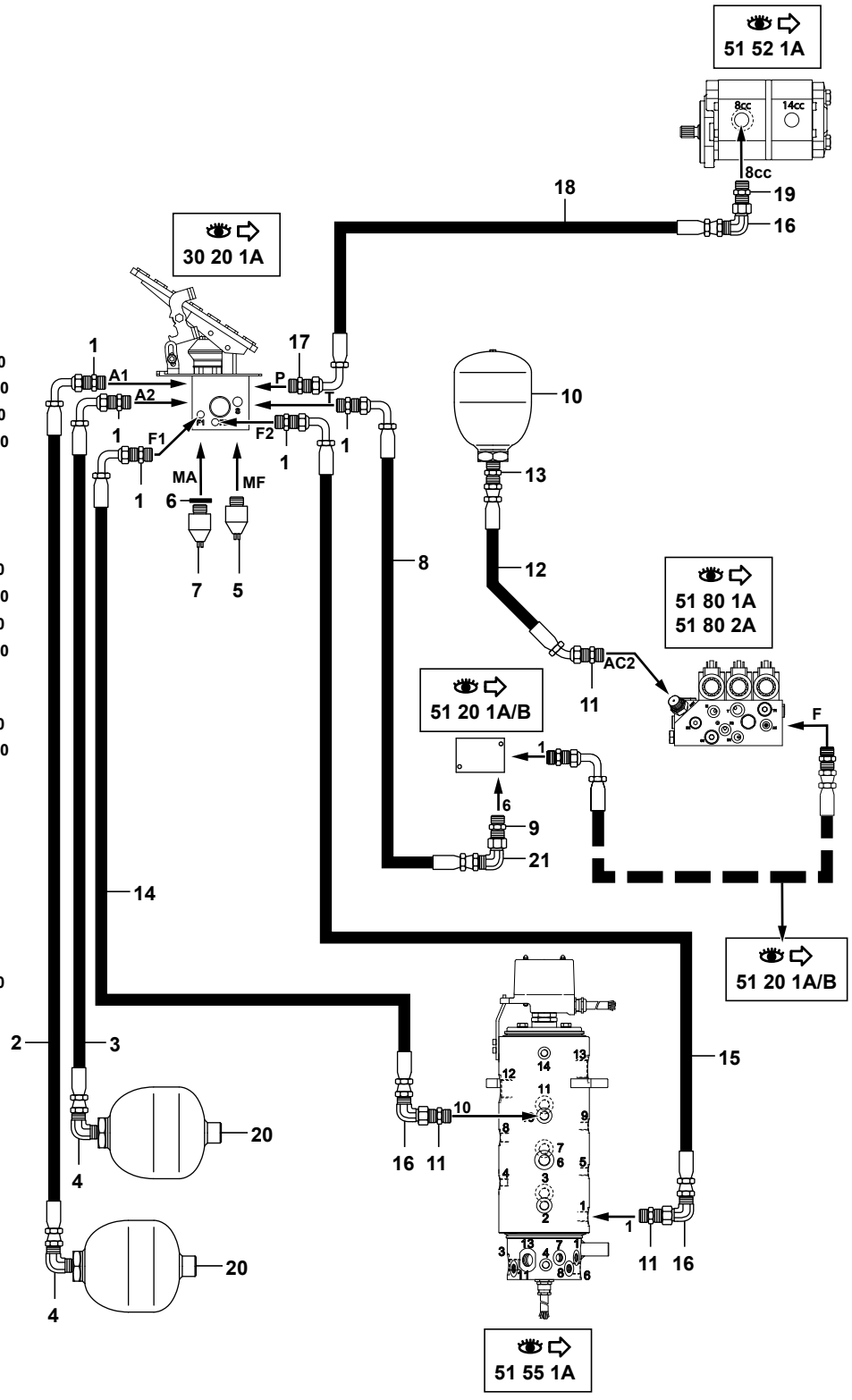

714MW_5400703_30_15_1A.eps

CIRCUIT HYDRAULIQUE DE FREINAGE (TOURELLE)
HYDRAULICS : BRAKING CIRCUIT (TOWER)
HYDRAULIKKREIS : BREMSKREISLAUF (TURM)

1	4755013		5	UNION	CONNECTOR	ANSCHLUSSTEIL
2	5473055	→| 80396&84003	1	FLEXIBLE	HOSE	SCHLAUCH
2		-80390				
2	5473107	|→ 80397&84004		FLEXIBLE	HOSE	SCHLAUCH
2		+30390				
3	5473056	→| 80396&84003	1	FLEXIBLE	HOSE	SCHLAUCH
3		-80390				
3	5473108	|→ 80397&84004	1	FLEXIBLE	HOSE	SCHLAUCH
3		+30390				
4	4705130		2	COUDE	ELBOW	WINKELSTUECK
5	5130157	5 bar	1	MANO CONTACT	MANO-CONTACT	DRUCKREGLER
6	5600006		1	BAGUE	BUSH	RING
7	5130156	100 bar	1	MANO CONTACT	MANO-CONTACT	DRUCKREGLER
8	5473100	→| 80396&84003	1	FLEXIBLE	HOSE	SCHLAUCH
8		-80390				
8	5473059	|→ 80397&84004	1	FLEXIBLE	HOSE	SCHLAUCH
8		+80390				
9	4755153	→| 80396&84003	1	UNION	CONNECTOR	ANSCHLUSSTEIL
9		-80390				
9	4755008	|→ 80397&84004	1	UNION	CONNECTOR	ANSCHLUSSTEIL
9		+80390				
10	4770746	18 bar	1	ACCUMULATEUR	ACCUMULATOR	AKKUMULATOR
11	4755011		3	UNION	CONNECTOR	ANSCHLUSSTEIL
12	5473094	→| 80396&84003	1	FLEXIBLE	HOSE	SCHLAUCH
12		-80390				
12	5473120	|→ 80397&84004	1	FLEXIBLE	HOSE	SCHLAUCH
12		+80390				
13	4755155		1	UNION	CONNECTOR	ANSCHLUSSTEIL
14	5473062		1	FLEXIBLE	HOSE	SCHLAUCH
15	5473130	●○ 5473122/5473063	1	FLEXIBLE	HOSE	SCHLAUCH
16	4705021		3	COUDE	ELBOW	WINKELSTUECK
17	4755051		1	UNION	CONNECTOR	ANSCHLUSSTEIL
18	5474143	●○ 5474092	1	FLEXIBLE	HOSE	SCHLAUCH
19	4755065		1	UNION	CONNECTOR	ANSCHLUSSTEIL
20	4770755	30 bar	2	ACCUMULATEUR	ACCUMULATOR	AKKUMULATOR
21	4705021	→| 80396&84003	1	COUDE	ELBOW	WINKELSTUECK
21		-80390				

PÉDALE DE FREIN
MAIN BRAKE PEDAL
PEDAL FÜR HAUPTFUSSBREMSE

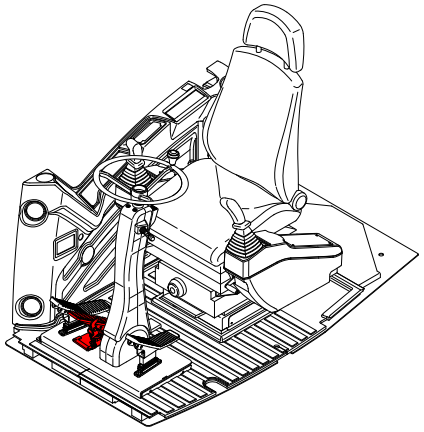

1	5360363
2	527A0050
3	527A0049
4	527A0051
5	527A0052
6	4380043
7	4380044
8	4490006
9	536A0203
10	527A0081
11	527A0082
12	527A0080
13	4450008

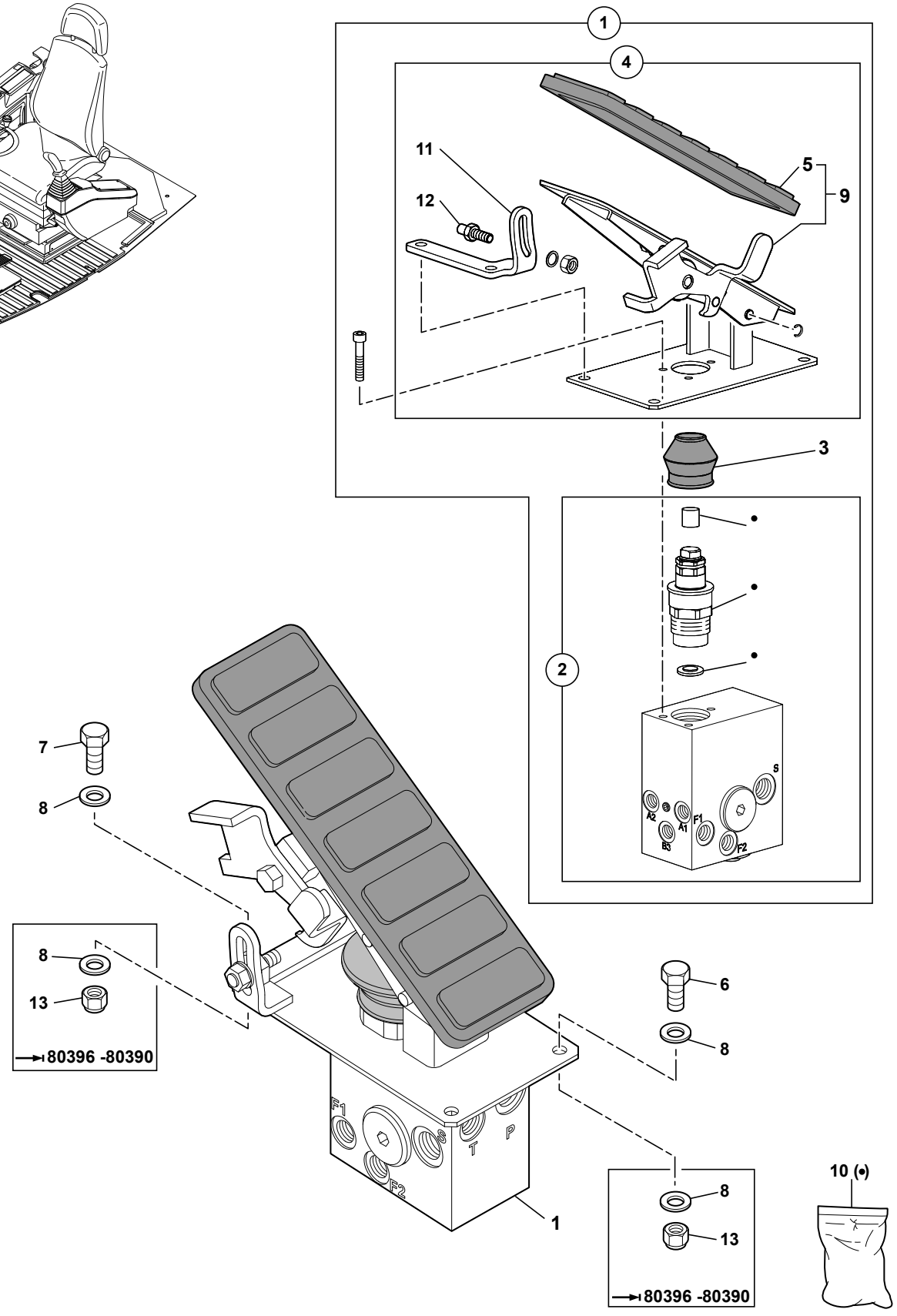

714MW_5400703_30_20_1A.eps

PEDALE DE FREIN
MAIN BRAKE PEDAL
PEDAL FUER HAUPTFUSSBREMSE

	1	5360363			1	PEDALE	PEDAL	PEDAL
	2	527A0050	1		1	VALVE	VALVE ASS'Y	VENTIL
	3	527A0049	1		1	SOUFFLET	BELLOWS	FALTENBALG
	4	527A0051	1		1	PEDALE	PEDAL	PEDAL
*	5	527A0052	9		1	CAOUTCHOUC	RUBBER	GUMMI
	6	4380043		H M8X20	2	VIS	SCREW	SCHRAUBE
	7	4380044		H M8X25	2	VIS	SCREW	SCHRAUBE
	8	4490006		CONTACT MU8	8	RONDELLE	WASHER	UNTERLEGSCHEIBE
	9	536A0203	4		1	KIT PEDALE	PEDAL KIT	PEDAL BAUSATZ
*	10	527A0081			1	KIT VALVE	VALVE KIT	BAUSATZ VENTIL
*	11	527A0082	4		1	EQUERRE	ANGLE	WINKEL
*	12	527A0080	4		1	AXE	AXLE	BOLZEN
	13	4450008		NYLSTOP M8	4	ECROU	NUT	MUTTER

CATALOGUE DE PIECES DE RECHANGE
SPARE PARTS BOOK
ERSATZTEILLISTE

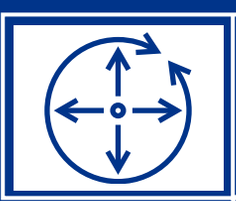

Système de direction et d'orientation
Steering and slewing system
Lenk- und Schwenkwerk Anlage — 40

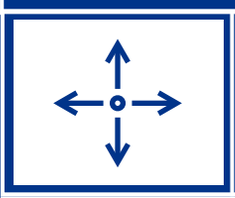

Système de direction
Steering system
Lenk Anlage — 41

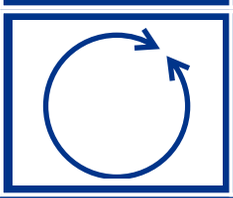

Système d'orientation
Slewing system
Schwenkwerk Anlage — 42

CATALOGUE DE PIECES DE RECHANGE
SPARE PARTS BOOK
ERSATZTEILLISTE

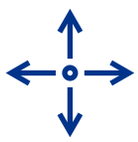

Système de direction
Steering system
Lenk Anlage

41

SOMMAIRE
CONTENTS
INHALT

41 SYSTÈME DE DIRECTION — STEERING SYSTEM — LENK ANLAGE

41	10	1A	CIRCUIT HYDRAULIQUE DIRECTION (CHASSIS)(4 ROUES D) HYDRAULICS: STEERING CIRCUIT (FRAM) (4 D WHEELS) HYDRAULIKKREIS LENKUNG (FAHRGESTELL) (4 L RÄDER)		M1
41	12	1A	CIRCUIT HYDRAULIQUE DIRECTION (CHASSIS)(2 ROUES D) HYDRAULICS: STEERING CIRCUIT (FRAM) (2 D WHEELS) HYDRAULIKKREIS LENKUNG (FAHRGESTELL) (2 L RÄDER)		
41	15	1A	C. HYDRAULIQUE DIRECTION (TOURELLE) (4 ROUES D) HYDRAULICS: STEERING CIRCUIT (TOWER) (4 D WHEELS) HYDRAULIKKREIS LENKUNG (TURM) (4 L RÄDER)	→I 80396 -80390	M3
41	15	1B	C. HYDRAULIQUE DIRECTION (TOURELLE) (4 ROUES D) HYDRAULICS: STEERING CIRCUIT (TOWER) (4 D WHEELS) HYDRAULIKKREIS LENKUNG (TURM) (4 L RÄDER)	I→ 80397 +80390	M3
41	17	1A	C. HYDRAULIQUE DIRECTION (TOURELLE) (2 ROUES D) HYDRAULICS: STEERING CIRCUIT (TOWER) (2 D WHEELS) HYDRAULIKKREIS LENKUNG (TURM) (2 L RÄDER)		M3
41	50	1A	DISPOSITIF DE DIRECTION STEERING DEVICE LENKUNG VORRICHTUNG		M3
41	55	1A	ELECTRO-VALVE : 4 ROUES DIRECTRICES ELECTRO-VALVE: 4 DIRECT WHEELS ELEKTROVENTIL : 4 LEITENDE RÄDER		M2
41	60	1A	VALVE PRIORITAIRE (DANFOSS) PRIORITY VALVE (DANFOSS) VERTEILER VENTIL (DANFOSS)		M3
41	65	1A	CLAPET DE SECURITE SAFETY VALVE SICHEREITSVENTIL		M1

CIRCUIT HYDRAULIQUE DIRECTION (CHÂSSIS) (4 ROUES DIRECTRICES)
HYDRAULICS: STEERING CIRCUIT (FRAM) (4 DIRECT WHEELS)
HYDRAULIKKREIS LENKUNG (FAHRGESTELL) (4 LEITENDE RÄDER)

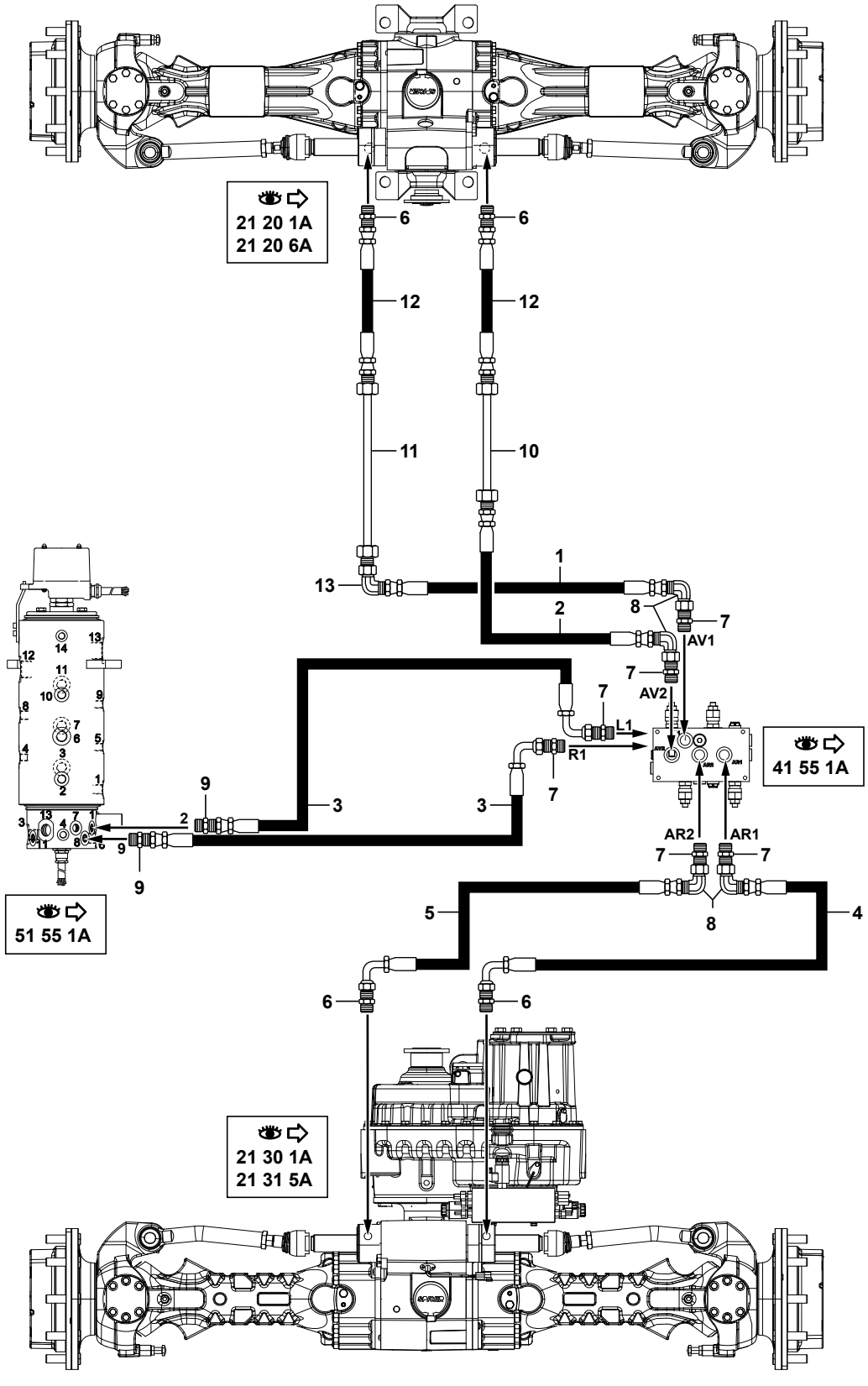

1	5473070
2	5473069
3	5473068
4	5473049
5	5473101
6	4755051
7	4755155
8	4705021
9	4755053
10	5780123
11	5780122
12	5473046
13	4705128

714MW_5400703_41_10_1A.eps

CIRCUIT HYDRAULIQUE DIRECTION (CHASSIS)(4 ROUES D)
HYDRAULICS: STEERING CIRCUIT (FRAM) (4 D WHEELS)
HYDRAULIKKREIS LENKUNG (FAHRGESTELL) (4 L RADER)

1	5473070	1	FLEXIBLE	HOSE	SCHLAUCH
2	5473069	1	FLEXIBLE	HOSE	SCHLAUCH
3	5473068	2	FLEXIBLE	HOSE	SCHLAUCH
4	5473049	1	FLEXIBLE	HOSE	SCHLAUCH
5	5473101	1	FLEXIBLE	HOSE	SCHLAUCH
6	4755051	4	UNION	CONNECTOR	ANSCHLUSSTEIL
7	4755155	6	UNION	CONNECTOR	ANSCHLUSSTEIL
8	4705021	4	COUDE	ELBOW	WINKELSTUECK
9	4755053	2	UNION	CONNECTOR	ANSCHLUSSTEIL
10	5780123	1	TUBE	TUBE	ROHR
11	5780122	1	TUBE	TUBE	ROHR
12	5473046	2	FLEXIBLE	HOSE	SCHLAUCH
13	4705128	1	COUDE	ELBOW	WINKELSTUECK

CIRCUIT HYDRAULIQUE DIRECTION (CHÂSSIS) (2 ROUES DIRECTRICES)
HYDRAULICS: STEERING CIRCUIT (FRAM) (2 DIRECT WHEELS)
HYDRAULIKKREIS LENKUNG (FAHRGESTELL) (2 LEITENDE RÄDER)

1	5473067
2	5473047
3	4755053
4	5780123
5	5780122
6	5473046
7	4755051
8	4705128

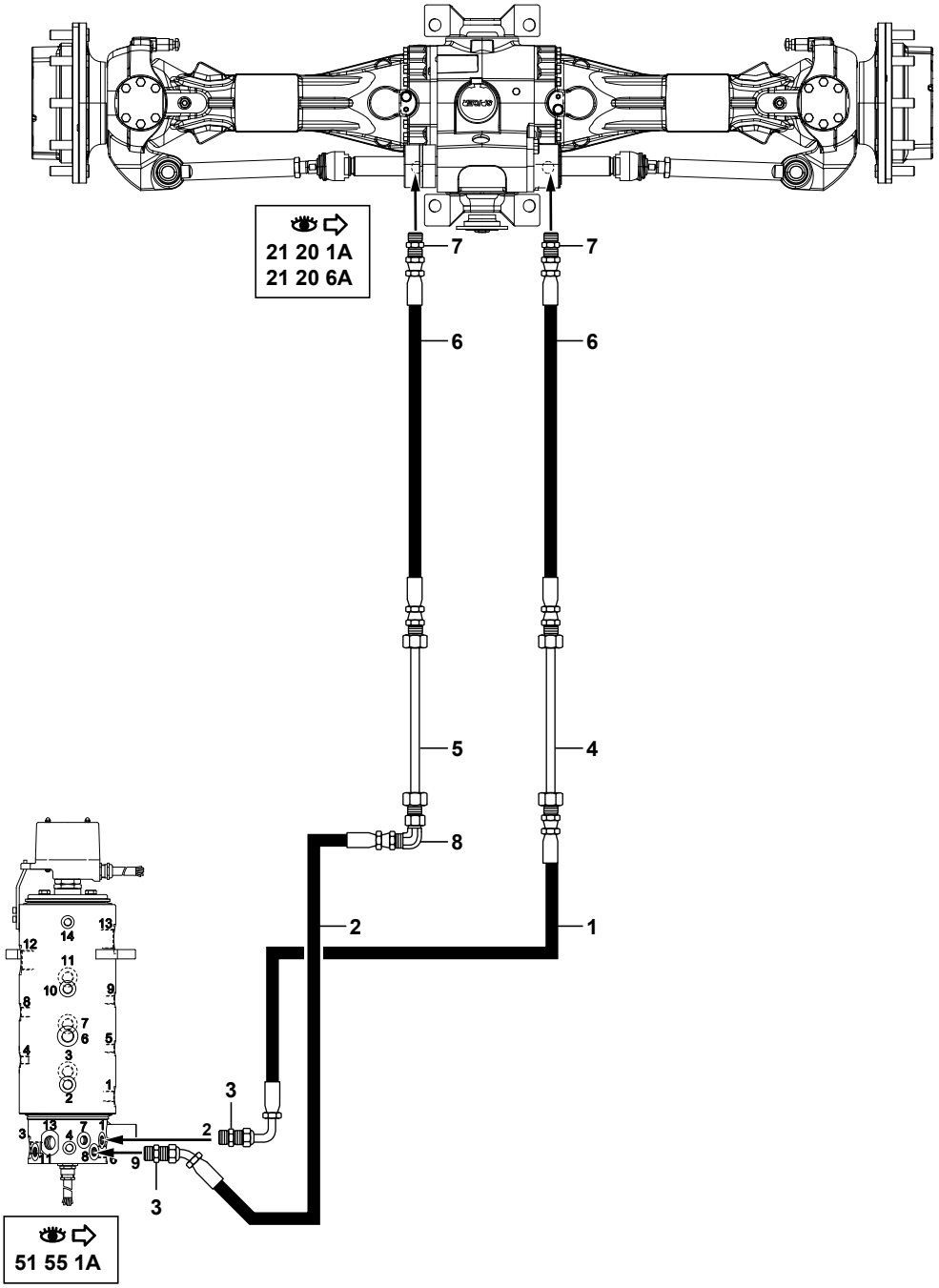

714MW_5400703_41_12_1A.eps

CIRCUIT HYDRAULIQUE DIRECTION (CHASSIS)(2 ROUES D)
HYDRAULICS: STEERING CIRCUIT (FRAM) (2 D WHEELS)
HYDRAULIKKREIS LENKUNG (FAHRGESTELL) (2 L RADER)

1	5473067	1	FLEXIBLE	HOSE	SCHLAUCH
2	5473047	1	FLEXIBLE	HOSE	SCHLAUCH
3	4755053	2	UNION	CONNECTOR	ANSCHLUSSTEIL
4	5780123	1	TUBE	TUBE	ROHR
5	5780122	1	TUBE	TUBE	ROHR
6	5473046	2	FLEXIBLE	HOSE	SCHLAUCH
7	4755051	2	UNION	CONNECTOR	ANSCHLUSSTEIL
8	4705128	1	COUDE	ELBOW	WINKELSTUECK

CIRCUIT HYDRAULIQUE DIRECTION (TOURELLE) (4 ROUES DIRECTRICES)
HYDRAULICS: STEERING CIRCUIT (TOWER) (4 DIRECT WHEELS)
HYDRAULIKKREIS LENKUNG (TURM) (4 LEITENDE RÄDER)

→I 80396 -80390

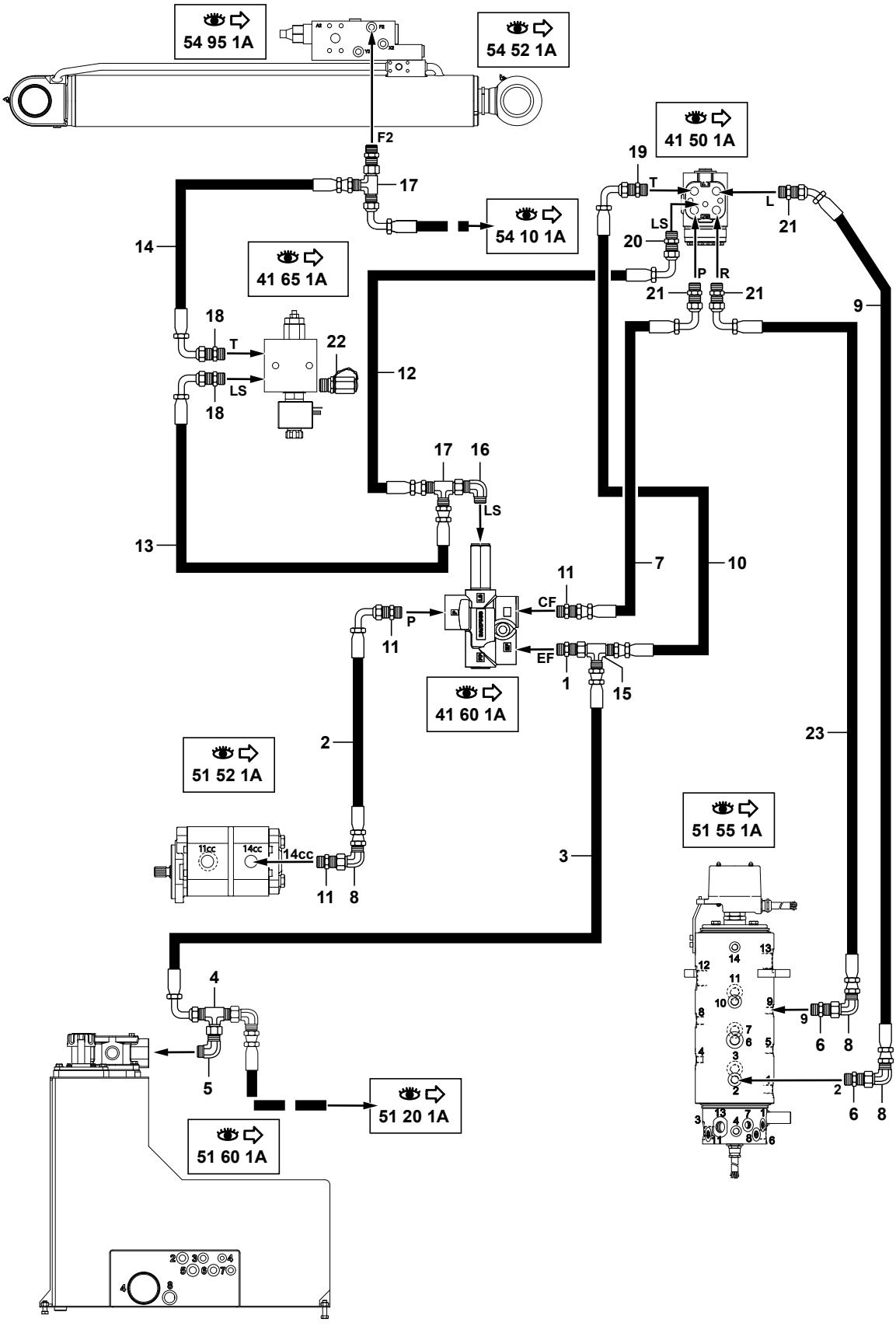

1	4755156
2	5474031
3	5475033
4	4725064
5	4705142
6	4755053
7	5474023
8	4705121
9	5474024
10	5475032
11	4755065
12	5471192
13	5471190
14	5471191
15	4725005
16	4705013
17	4725055
18	4755008
19	4755181
20	4755180
21	4755165
22	4770148
23	5474085

714MW_5400703_41_15_1A.eps

C. HYDRAULIQUE DIRECTION (TOURELLE) (4 ROUES D)
HYDRAULICS: STEERING CIRCUIT (TOWER) (4 D WHEELS)
HYDRAULIKKREIS LENKUNG (TURM) (4 L RADER)

→| 80396 -80390

1	4755156	1	UNION	CONNECTOR	ANSCHLUSSTEIL
2	5474031	1	FLEXIBLE	HOSE	SCHLAUCH
3	5475033	1	FLEXIBLE	HOSE	SCHLAUCH
4	4725064	1	TE	TEE	T STUECK
5	4705142	1	COUDE	ELBOW	WINKELSTUECK
6	4755053	2	UNION	CONNECTOR	ANSCHLUSSTEIL
7	5474023	1	FLEXIBLE	HOSE	SCHLAUCH
8	4705121	3	COUDE	ELBOW	WINKELSTUECK
9	5474024	1	FLEXIBLE	HOSE	SCHLAUCH
10	5475032	1	FLEXIBLE	HOSE	SCHLAUCH
11	4755065	2	UNION	CONNECTOR	ANSCHLUSSTEIL
12	5471192	1	FLEXIBLE	HOSE	SCHLAUCH
13	5471190	1	FLEXIBLE	HOSE	SCHLAUCH
14	5471191	1	FLEXIBLE	HOSE	SCHLAUCH
15	4725005	1	TE	TEE	T STUECK
16	4705013	1	COUDE	ELBOW	WINKELSTUECK
17	4725055	2	TE	TEE	T STUECK
18	4755008	2	UNION	CONNECTOR	ANSCHLUSSTEIL
19	4755181	1	UNION	CONNECTOR	ANSCHLUSSTEIL
20	4755180	1	UNION	CONNECTOR	ANSCHLUSSTEIL
21	4755165	3	UNION	CONNECTOR	ANSCHLUSSTEIL
22	4770148	1	PRISE DE PRESSION	PRESSURE TAPPING	ANSCHLUSS FUR OLDRUC
23	5474085	1	FLEXIBLE	HOSE	SCHLAUCH

CIRCUIT HYDRAULIQUE DIRECTION (TOURELLE) (4 ROUES DIRECTRICES)
HYDRAULICS: STEERING CIRCUIT (TOWER) (4 DIRECT WHEELS)
HYDRAULIKKREIS LENKUNG (TURM) (4 LEITENDE RÄDER)

⟼ 80397 +80390

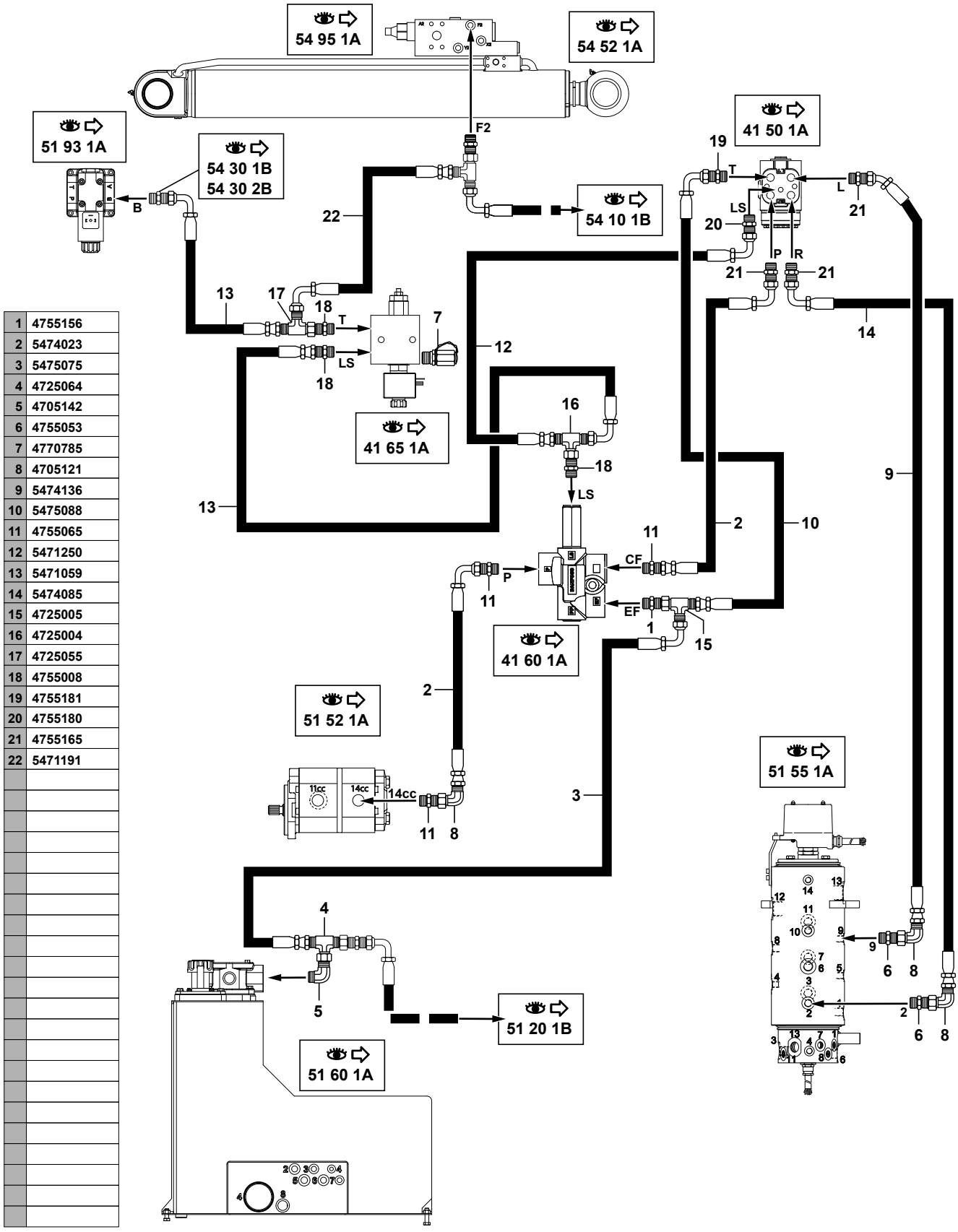

1	4755156
2	5474023
3	5475075
4	4725064
5	4705142
6	4755053
7	4770785
8	4705121
9	5474136
10	5475088
11	4755065
12	5471250
13	5471059
14	5474085
15	4725005
16	4725004
17	4725055
18	4755008
19	4755181
20	4755180
21	4755165
22	5471191

714MW_5400703_41_15_1A.eps

C. HYDRAULIQUE DIRECTION (TOURELLE) (4 ROUES D)
HYDRAULICS: STEERING CIRCUIT (TOWER) (4 D WHEELS)
HYDRAULIKKREIS LENKUNG (TURM) (4 L RADER)

→ 80397 +80390

* 1	4755156		1	UNION	CONNECTOR	ANSCHLUSSTEIL
* 2	5474023		2	FLEXIBLE	HOSE	SCHLAUCH
* 3	5475075		1	FLEXIBLE	HOSE	SCHLAUCH
* 4	4725064		1	TE	TEE	T STUECK
* 5	4705142		1	COUDE	ELBOW	WINKELSTUECK
* 6	4755053		2	UNION	CONNECTOR	ANSCHLUSSTEIL
* 7	4770785		1	PRISE DE PRESSION	PRESSURE TAPPING	ANSCHLUSS FUR OLDRUC
* 8	4705121		3	COUDE	ELBOW	WINKELSTUECK
* 9	5474136		1	FLEXIBLE	HOSE	SCHLAUCH
* 10	5475088	●○ 5475065	1	FLEXIBLE	HOSE	SCHLAUCH
* 11	4755065		3	UNION	CONNECTOR	ANSCHLUSSTEIL
* 12	5471250		1	FLEXIBLE	HOSE	SCHLAUCH
* 13	5471059		2	FLEXIBLE	HOSE	SCHLAUCH
* 14	5474085		1	FLEXIBLE	HOSE	SCHLAUCH
* 15	4725005		1	TE	TEE	T STUECK
* 16	4725004		1	TE	TEE	T STUECK
* 17	4725055		1	TE	TEE	T STUECK
* 18	4755008		3	UNION	CONNECTOR	ANSCHLUSSTEIL
* 19	4755181		1	UNION	CONNECTOR	ANSCHLUSSTEIL
* 20	4755180		1	UNION	CONNECTOR	ANSCHLUSSTEIL
* 21	4755165		3	UNION	CONNECTOR	ANSCHLUSSTEIL
* 22	5471191		1	FLEXIBLE	HOSE	SCHLAUCH

CIRCUIT HYDRAULIQUE DIRECTION (TOURELLE) (2 ROUES DIRECTRICES)
HYDRAULICS: STEERING CIRCUIT (TOWER) (2 DIRECT WHEELS)
HYDRAULIKKREIS LENKUNG (TURM) (2 LEITENDE RÄDER)

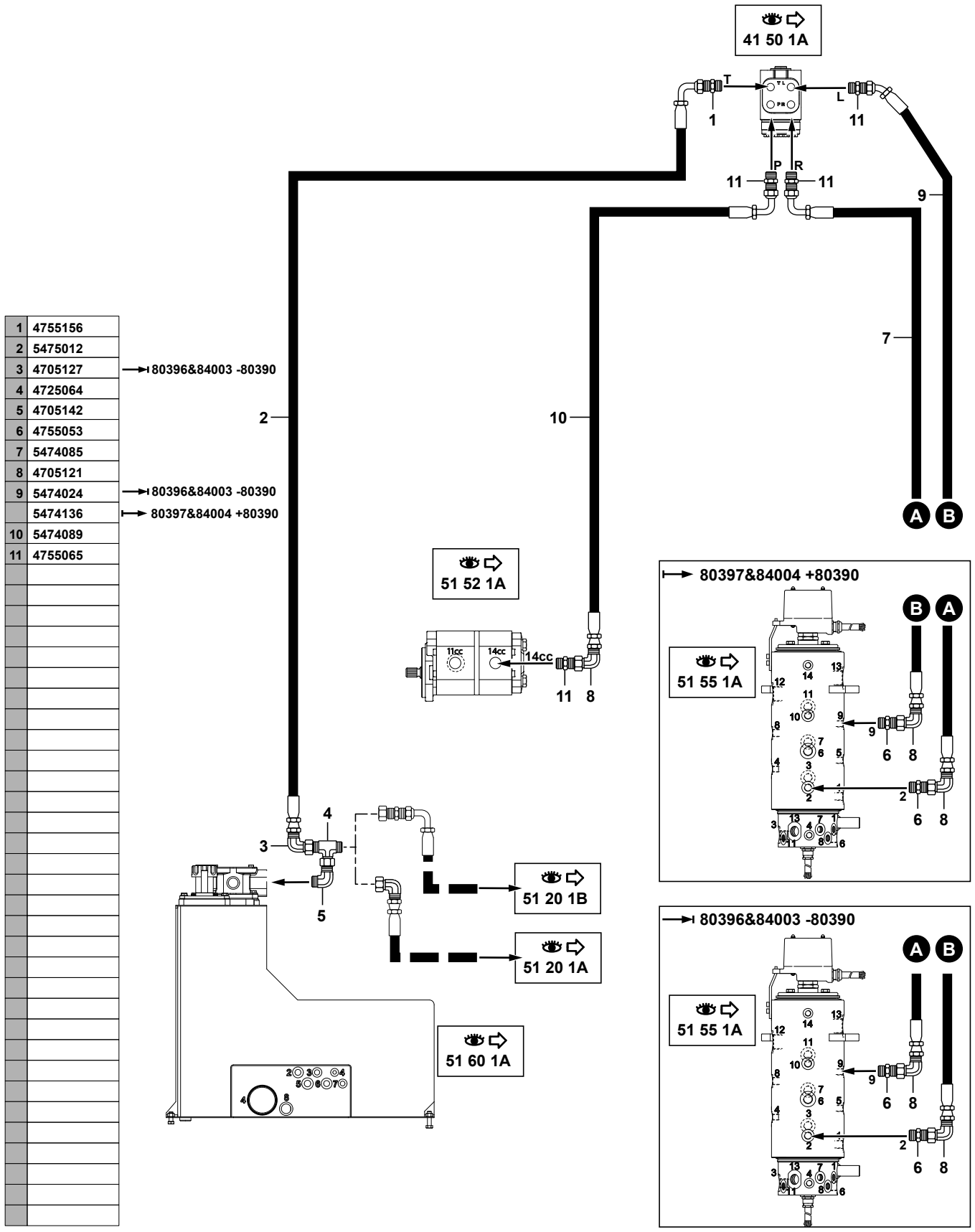

1	4755156
2	5475012
3	4705127 → 80396&84003 -80390
4	4725064
5	4705142
6	4755053
7	5474085
8	4705121
9	5474024 → 80396&84003 -80390
	5474136 → 80397&84004 +80390
10	5474089
11	4755065

714MW_5400703_41_17_1A.eps

C. HYDRAULIQUE DIRECTION (TOURELLE) (2 ROUES D)
HYDRAULICS: STEERING CIRCUIT (TOWER) (2 D WHEELS)
HYDRAULIKKREIS LENKUNG (TURM) (2 L RADER)

1	4755156		1	UNION	CONNECTOR	ANSCHLUSSTEIL
2	5475012		1	FLEXIBLE	HOSE	SCHLAUCH
3	4705127	→I 80396&84003	1	COUDE	ELBOW	WINKELSTUECK
3		-80390				
4	4725064		1	TE	TEE	T STUECK
5	4705142		1	COUDE	ELBOW	WINKELSTUECK
6	4755053		2	UNION	CONNECTOR	ANSCHLUSSTEIL
7	5474085		1	FLEXIBLE	HOSE	SCHLAUCH
8	4705121		3	COUDE	ELBOW	WINKELSTUECK
9	5474024	→I 80396&84003	1	FLEXIBLE	HOSE	SCHLAUCH
9		-80390				
9	5474136	I→ 80397&84004		FLEXIBLE	HOSE	SCHLAUCH
9		+80390				
10	5474089		1	FLEXIBLE	HOSE	SCHLAUCH
11	4755065		4	UNION	CONNECTOR	ANSCHLUSSTEIL

DISPOSITIF DE DIRECTION
STEERING DEVICE
LENKUNG VORRICHTUNG

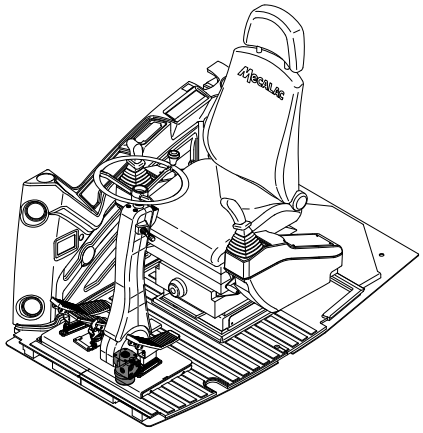

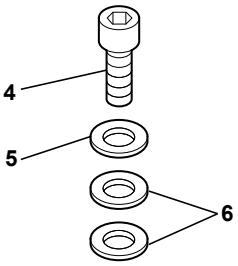

1	5360366	* 714MW-2
2	5360385	* 714MW-4
3	477A0004	
4	4290022	
5	4460034	
6	4460034	→ 80396 -80390

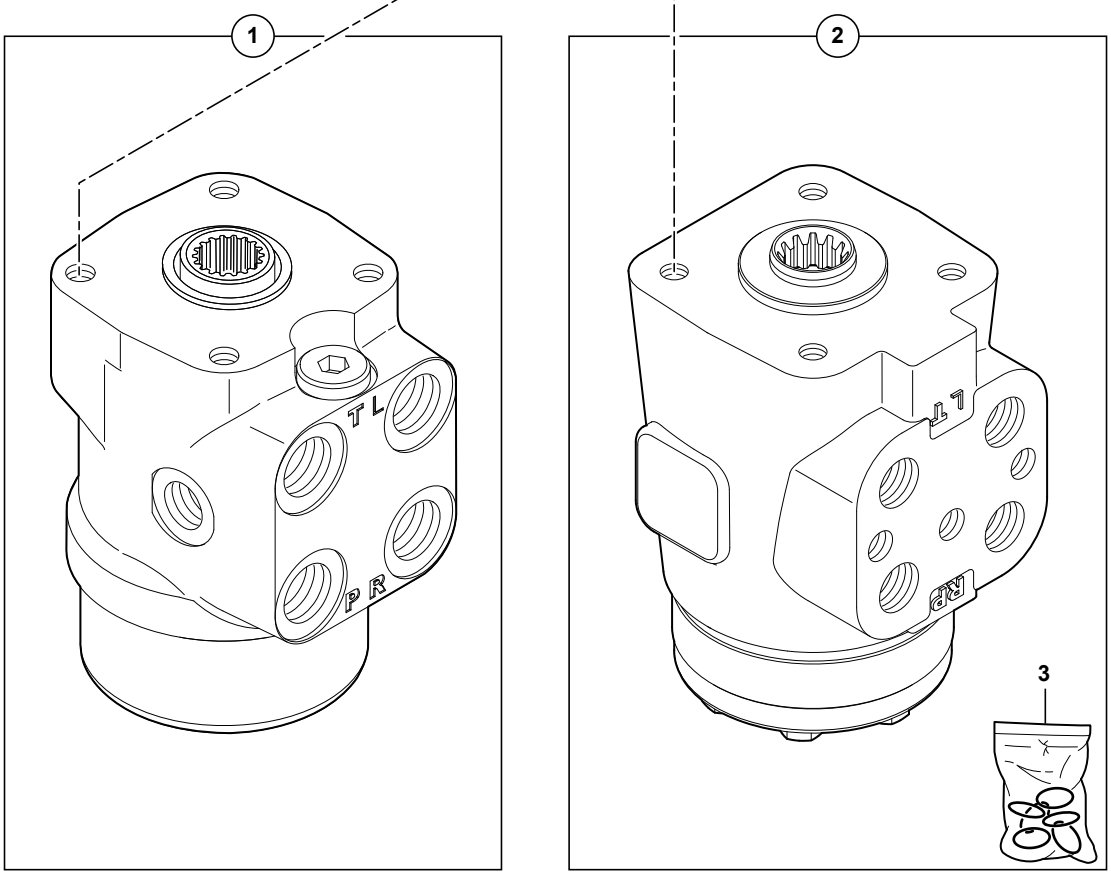

714MW_5400703_41_50_1A.eps

DISPOSITIF DE DIRECTION
STEERING DEVICE
LENKUNG VORRICHTUNG

	1	5360366		714MW-2	1	ORBITROL	STEERING VALVE	UEBERGEORDNETES
	2	5360385		714MW-4	1	ORBITROL	STEERING VALVE	UEBERGEORDNETES
	3	477A0004	2		1	POCHETTE DE JOINTS	SEAL (KIT)	DICHTRING (BAUSATZ)
	4	4290022		CHC M10X25	4	VIS	SCREW	SCHRAUBE
*	5	4460034		MU10	6	RONDELLE	WASHER	UNTERLEGSCHEIBE
*	6	4460034		→I 80396 -80390	8	RONDELLE	WASHER	UNTERLEGSCHEIBE

ÉLECTRO-VALVE : 4 ROUES DIRECTRICES
ELECTRO-VALVE: 4 DIRECT WHEELS
ELEKTROVENTIL : 4 LEITENDE RÄDER

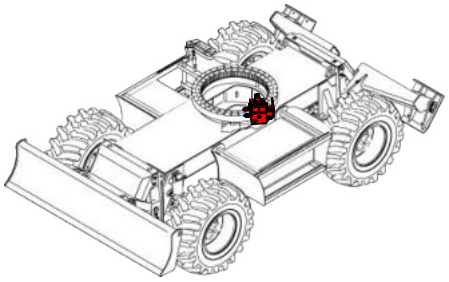

1	3560773
2	4380043
3	4380368
4	4380031
5	4490006
6	4490014
7	6090234
8	NV
9	609A0006
10	609A0008
11	609A0007
12	6090266
13	609A0010
14	609A0011
15	609A0012

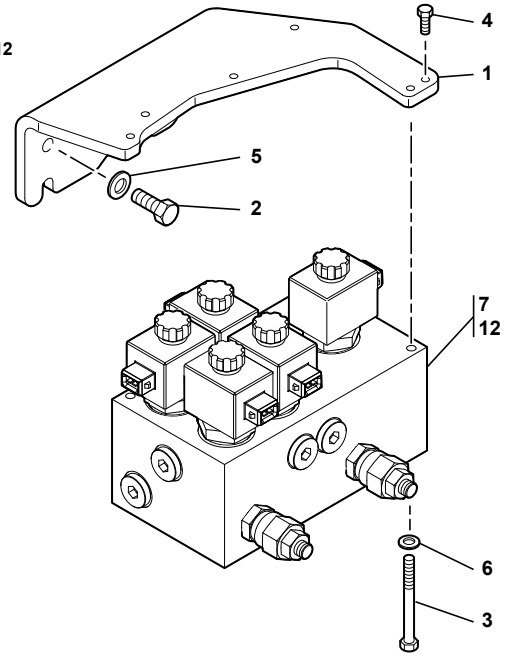

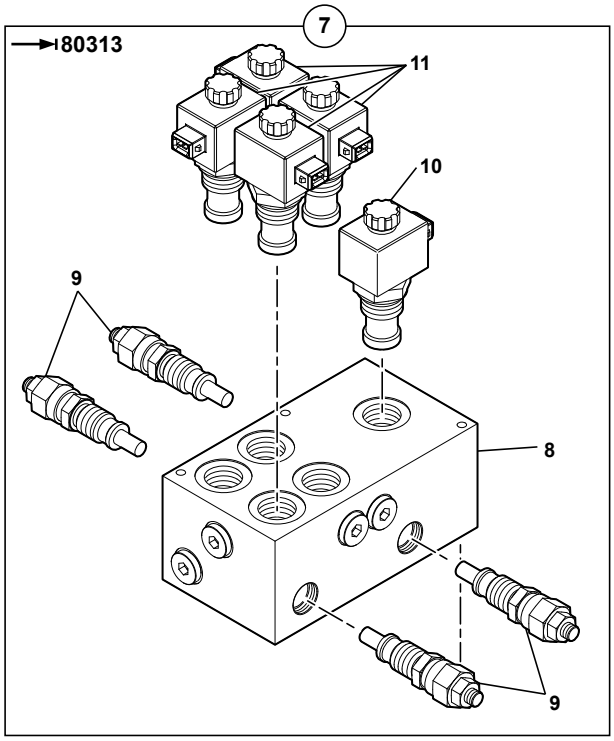

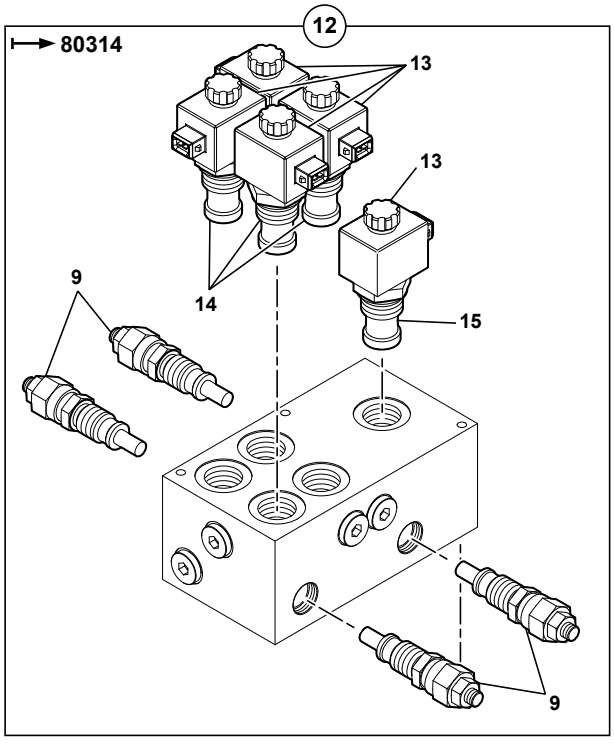

714MW_5400703_41_55_1A.eps

ELECTRO-VALVE : 4 ROUES DIRECTRICES
ELECTRO-VALVE: 4 DIRECT WHEELS
ELEKTROVENTIL : 4 LEITENDE RADER

1	3560773		3560767	1	SUPPORT	BRACKET	TRAEGER
2	4380043		H M8X20	4	VIS	SCREW	SCHRAUBE
3	4380368		H M6X90	3	VIS	SCREW	SCHRAUBE
4	4380031		H M6X16	3	VIS	SCREW	SCHRAUBE
5	4490006		CONTACT MU8	4	RONDELLE	WASHER	UNTERLEGSCHEIBE
6	4490014		CONTACT MU6	3	RONDELLE	WASHER	UNTERLEGSCHEIBE
7	6090234		80313	1	ELECTRO - VALVE	ELECTRO - VALVE	ELEKTROVENTIL
7			12				
8	609A0005	7	NV	1	BLOC	BLOCK	BLOCK
9	609A0006	7-12		4	REDUCTEUR PRESSION	PRESSURE REDUCER	DRUCKMINDERER
10	609A0008	7	24 V	1	SOLENOIDE	SOLENOID	SOLENOID
11	609A0007	7	24 V	4	SOLENOIDE	SOLENOID	SOLENOID
12	6090266		80314	1	ELECTRO - VALVE	ELECTRO - VALVE	ELEKTROVENTIL
12			6090234				
13	609A0010	12	24 V	5	BOBINE	COIL	ZUENDSPULE
14	609A0011	12		4	CARTOUCHE	CARTRIDGE	EINSATZ
15	609A0012	12		1	CARTOUCHE	CARTRIDGE	EINSATZ

VALVE PRIORITAIRE (DANFOSS)
PRIORITY VALVE (DANFOSS)
VERTEILER VENTIL (DANFOSS)

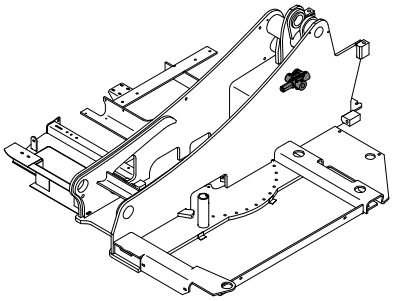

1	5360122
2	7413253
3	7413461
4	4380039
5	S
6	4490006

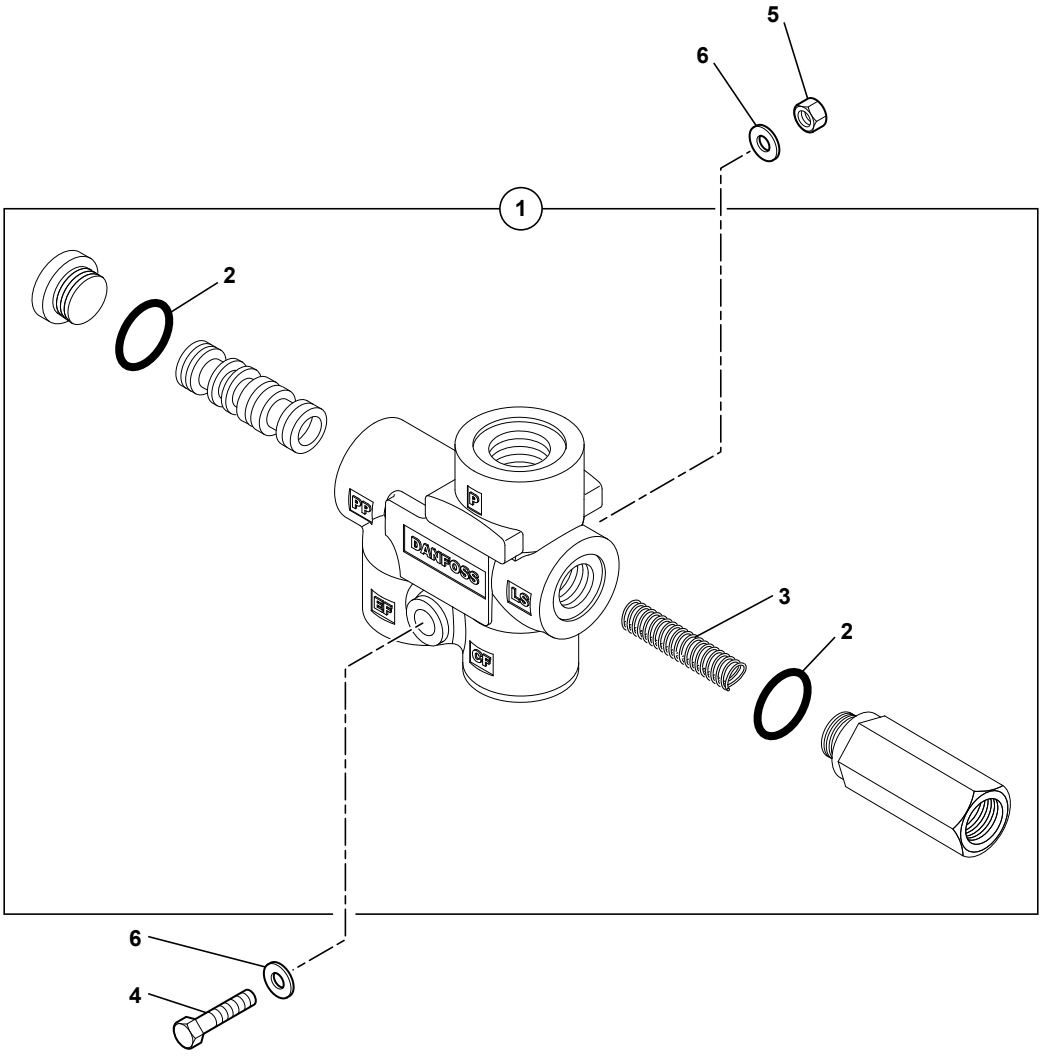

714MW_5400703_41_60_1A.eps

VALVE PRIORITAIRE (DANFOSS)
PRIORITY VALVE (DANFOSS)
VERTEILER VENTIL (DANFOSS)

	1	5360122			1	VALVE PRIORITAIRE	PRIORITY VALVE	VERTEILER VENTIL
	2	7413253	1		2	JOINT	SEAL	DICHTRING
	3	7413461	1		1	RESSORT	SPRING	FEDER
	4	4380039		H M8X55	1	VIS	SCREW	SCHRAUBE
*	5	4410016	S	H M8	1	ECROU	NUT	MUTTER
	6	4490006		CONTACT MU8	2	RONDELLE	WASHER	UNTERLEGSCHEIBE

CLAPET DE SÉCURITÉ
SAFETY VALVE
SICHEREITSVENTIL

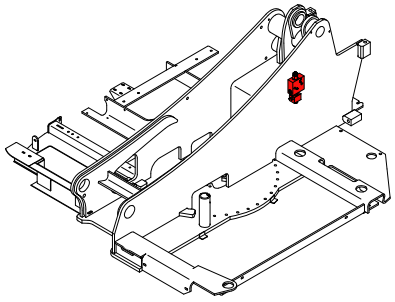

1	6090241
2	NV
3	5220111
4	5220110
5	609A0009
6	4290081
7	4490006

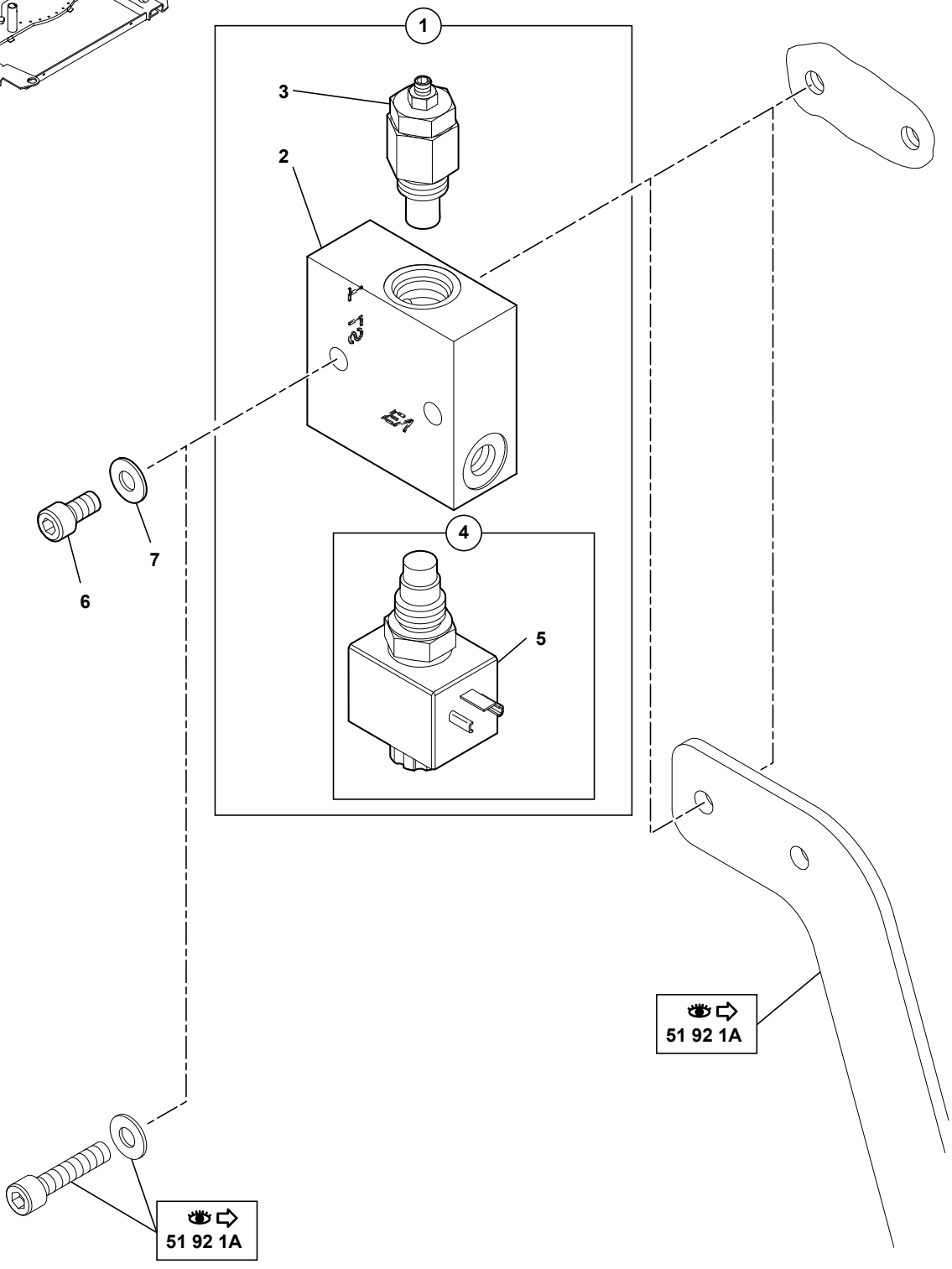

714MW_5400703_41_65_1A.eps

CLAPET DE SECURITE
SAFETY VALVE
SICHEREITSVENTIL

1	6090241		24V 145b	1	ELECTRO - VALVE	ELECTRO - VALVE	ELEKTROVENTIL
2	6090240	1	NV	1	BLOC	BLOCK	BLOCK
3	5220111	1		1	REDUCTEUR PRESSION	PRESSURE REDUCER	DRUCKMINDERER
4	5220110	1		1	VALVE SOLENOIDE	SOLENOID VALVE	MAGNETVENTIL
5	609A0009	4	24V	1	SOLENOIDE	SOLENOID	SOLENOID
6	4290081		CHC M8X40	2	VIS	SCREW	SCHRAUBE
7	4490006		CONTACT MU8	2	RONDELLE	WASHER	UNTERLEGSCHEIBE

CATALOGUE DE PIECES DE RECHANGE
SPARE PARTS BOOK
ERSATZTEILLISTE



Système d'orientation
Slewing system
Schwenkwerk Anlage

42

SOMMAIRE
CONTENTS
INHALT

42 SYSTÈME D'ORIENTATION — SLEWING SYSTEM — SCHWENKWERK ANLAGE

42	10	1A	CIRCUIT HYDRAULIQUE D'ORIENTATION HYDRAULICS SLEWING CIRCUIT HYDRAULIKKREIS SCEWENKUNG	→I 80396 -80390	M3
42	10	1B	CIRCUIT HYDRAULIQUE D'ORIENTATION HYDRAULICS SLEWING CIRCUIT HYDRAULIKKREIS SCEWENKUNG	I→ 80397 +80390	M3
42	30	1A	MOTO-REDUCTEUR D'ORIENTATION SLEWING GEARMOTOR GETRIEBEMOTOR FUER DIE SCHWENKUNG		M3
42	30	2A	BLOC CROSS OVER : ORIENTATION CROSS OVER BLOCK : SLEWING CROSS OVER BLOCK : SCHWENKBEWEGUNG		M1

CIRCUIT HYDRAULIQUE D'ORIENTATION
HYDRAULICS SLEWING CIRCUIT
HYDRAULIKKREIS SCEWENKUNG

→I 80396 -80390

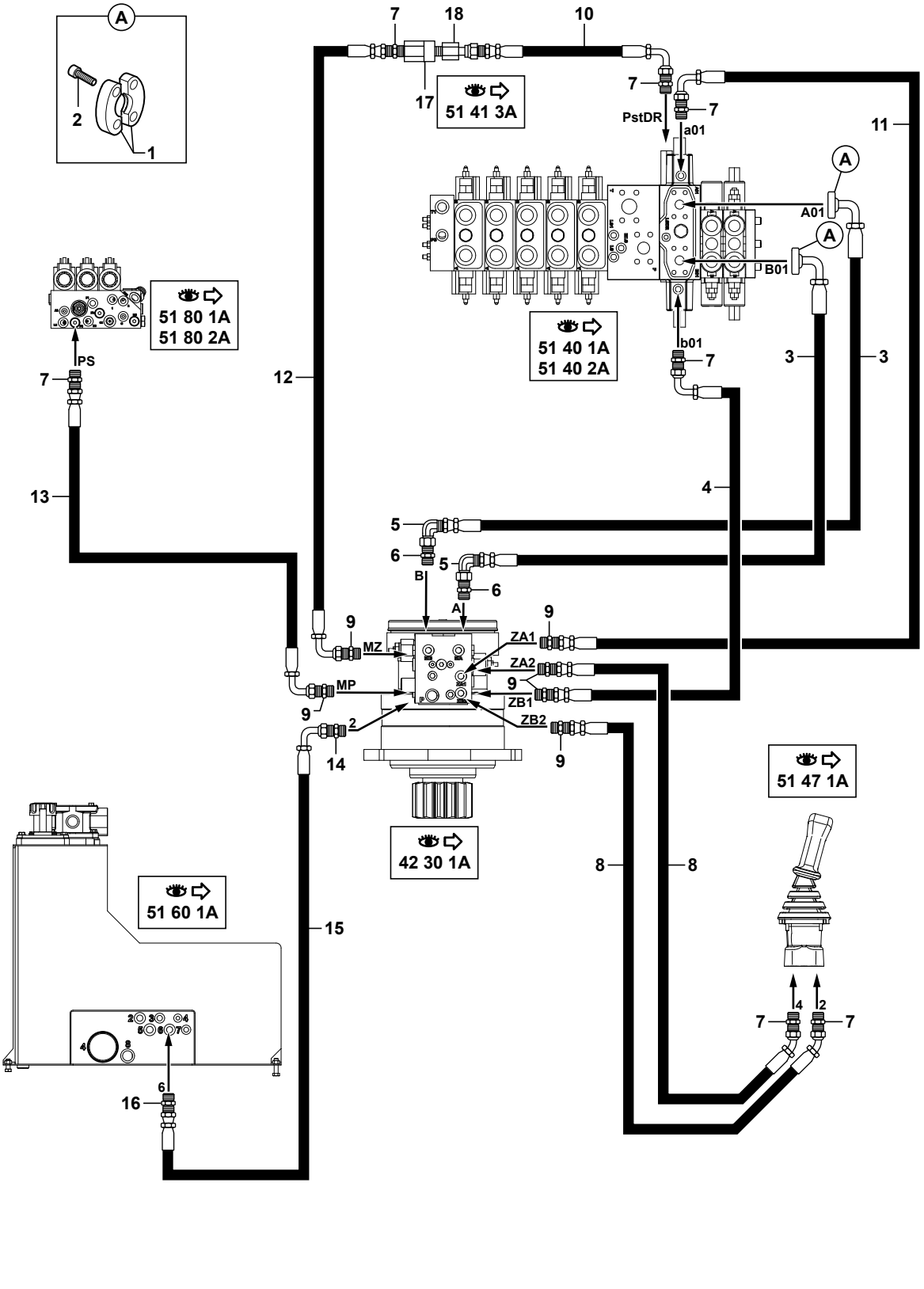

1	4770550
2	4290026
3	5474094
4	5471155
5	4705127
6	4755157
7	4755008
8	5471167
9	4755169
10	5471188
11	5471153
12	5471172
13	5471073
14	4755051
15	5474096
16	4755065
18	4755066

714MW_5400703_42_10_1A.eps

CIRCUIT HYDRAULIQUE D'ORIENTATION
HYDRAULICS SLEWING CIRCUIT
HYDRAULIKKREIS SCEWENKUNG

→| 80396 -80390

1	4770550		4	DEMI-BRIDE	HALF-FLANGE	HALBFLANSCHE
2	4290026	CHC M10X30	8	VIS	SCREW	SCHRAUBE
3	5474094		2	FLEXIBLE	HOSE	SCHLAUCH
4	5471155		1	FLEXIBLE	HOSE	SCHLAUCH
5	4705127		2	COUDE	ELBOW	WINKELSTUECK
6	4755157		2	UNION	CONNECTOR	ANSCHLUSSTEIL
7	4755008		7	UNION	CONNECTOR	ANSCHLUSSTEIL
8	5471167		2	FLEXIBLE	HOSE	SCHLAUCH
9	4755169		6	UNION	CONNECTOR	ANSCHLUSSTEIL
10	5471188		1	FLEXIBLE	HOSE	SCHLAUCH
11	5471153		1	FLEXIBLE	HOSE	SCHLAUCH
12	5471172		1	FLEXIBLE	HOSE	SCHLAUCH
13	5471073		1	FLEXIBLE	HOSE	SCHLAUCH
14	4755051		1	UNION	CONNECTOR	ANSCHLUSSTEIL
15	5474096		1	FLEXIBLE	HOSE	SCHLAUCH
16	4755065		1	UNION	CONNECTOR	ANSCHLUSSTEIL
17		51 41 3A	1	LIMITEUR	LIMITER	SPARDUESE
18	4755066		1	RACCORD	NIPPLE	VERBINDUNGSELEMENT

CIRCUIT HYDRAULIQUE D'ORIENTATION
HYDRAULICS SLEWING CIRCUIT
HYDRAULIKKREIS SCEWENKUNG

⟶ 80397 +80390

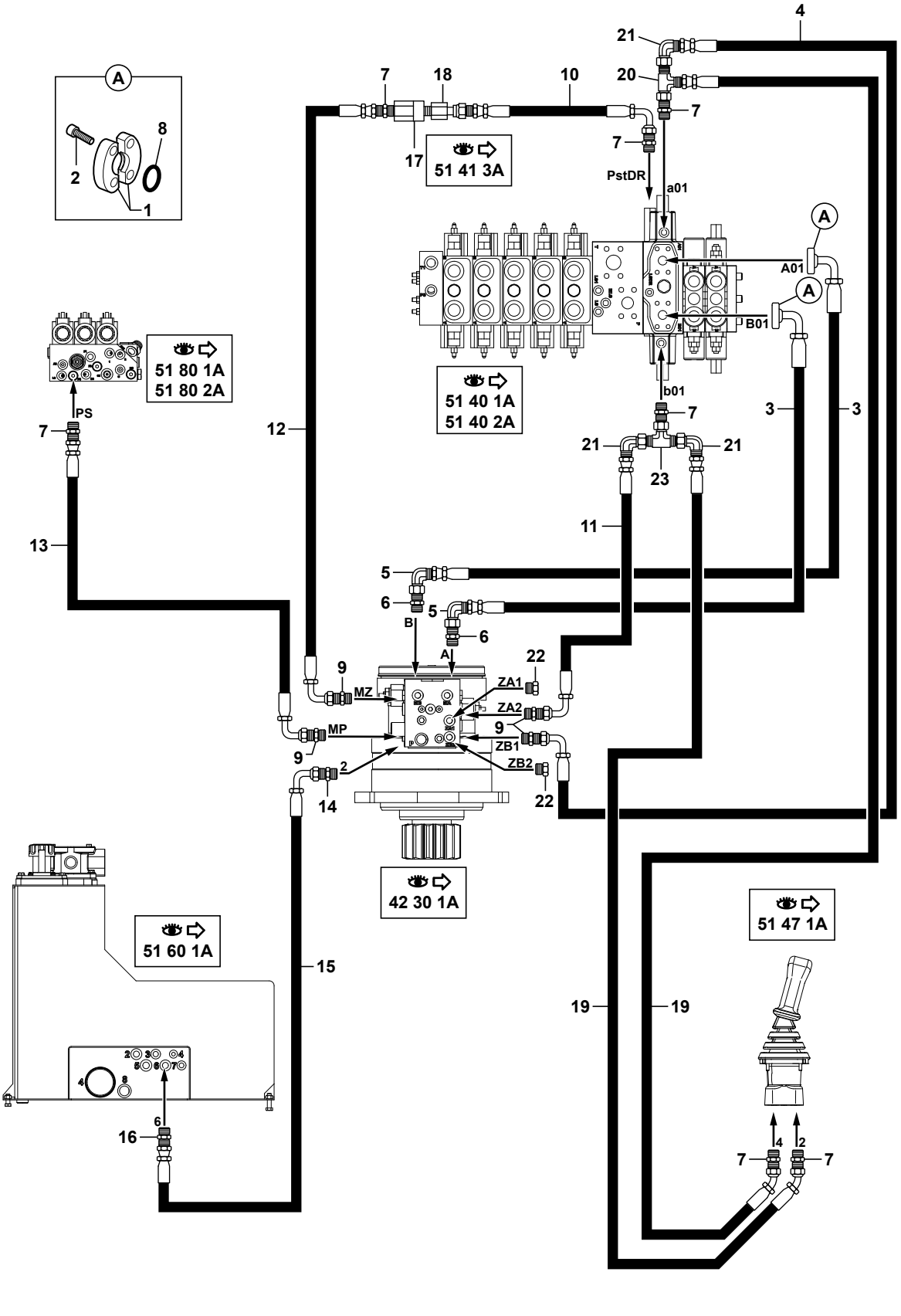

1	4770550
2	4290086
3	5474094
4	5471047
5	4705127
6	4755157
7	4755008
8	4040033
9	4755169
10	5471188
11	5471153
12	5471172
13	5471153
14	4755051
15	5474116
16	4755065
18	4755066
19	5471229
20	4725055
21	4705131
22	4740069
23	4725004

714MW_5400703_42_10_1B.eps

CIRCUIT HYDRAULIQUE D'ORIENTATION
HYDRAULICS SLEWING CIRCUIT
HYDRAULIKKREIS SCEWENKUNG

→ 80397 +80390

*	1	4770550		4	DEMI-BRIDE	HALF-FLANGE	HALBFLANSCHE
*	2	4290086	CHC M8X30	8	VIS	SCREW	SCHRAUBE
*	3	5474094		2	FLEXIBLE	HOSE	SCHLAUCH
*	4	5471047		1	FLEXIBLE	HOSE	SCHLAUCH
*	5	4705127		2	COUDE	ELBOW	WINKELSTUECK
*	6	4755157		2	UNION	CONNECTOR	ANSCHLUSSTEIL
*	7	4755008		7	UNION	CONNECTOR	ANSCHLUSSTEIL
*	8	4040033		2	JOINT TORIQUE	O-RING	O-RING
*	9	4755169		4	UNION	CONNECTOR	ANSCHLUSSTEIL
*	10	5471188		1	FLEXIBLE	HOSE	SCHLAUCH
*	11	5471153		1	FLEXIBLE	HOSE	SCHLAUCH
*	12	5471172		1	FLEXIBLE	HOSE	SCHLAUCH
*	13	5471153		1	FLEXIBLE	HOSE	SCHLAUCH
*	14	4755051		1	UNION	CONNECTOR	ANSCHLUSSTEIL
*	15	5474116		1	FLEXIBLE	HOSE	SCHLAUCH
*	16	4755065		1	UNION	CONNECTOR	ANSCHLUSSTEIL
*	17		51 41 3A	1	LIMITEUR	LIMITER	SPARDUESE
*	18	4755066		1	RACCORD	NIPPLE	VERBINDUNGSELEMENT
*	19	5471229		2	FLEXIBLE	HOSE	SCHLAUCH
*	20	4725055		1	TE	TEE	T STUECK
*	21	4705131		3	COUDE	ELBOW	WINKELSTUECK
*	22	4740069		2	BOUCHON	PLUG	VERSCHL.STOPFEN
*	23	4725004		1	TE	TEE	T STUECK

MOTO-RÉDUCTEUR D'ORIENTATION
SLEWING GEARMOTOR
GETRIEBEMOTOR FÜR DIE SCHWENKUNG

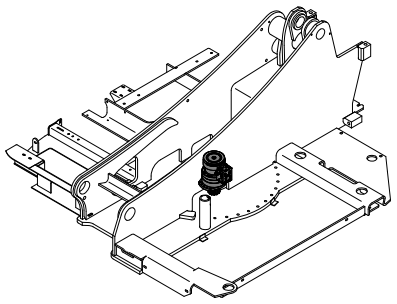

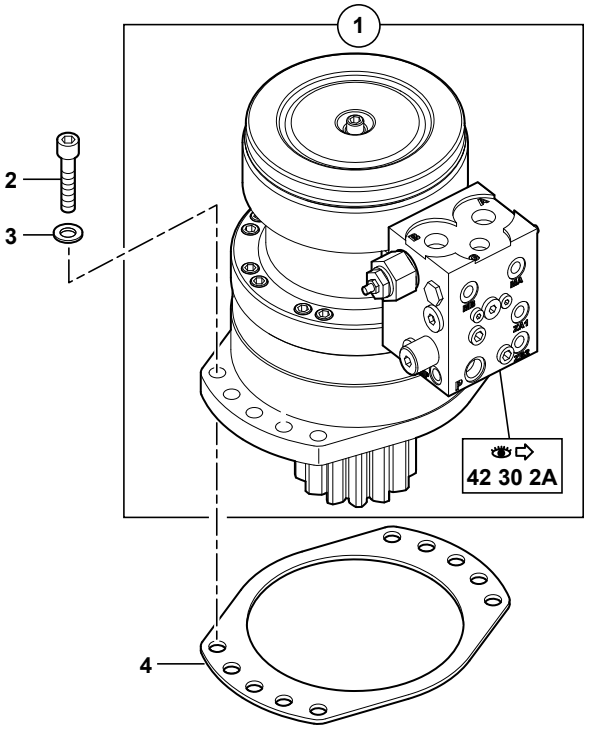

1	5370270
2	4290195
3	S
4	S
5	537A0299
6	537A0196
7	537A0197
9	4290119
10	537A0163
11	537A0285
12	537A0193
13	537A0269
14	489A0031
16	537A0188
17	537A0079
18	537A0189
19	537A0187
20	537A0186
22	537A0271
23	537A0280
24	489A0027
26	537A0279
27	537A0097
28	537A0095
29	537A0296
30	537A0195
31	489A0024
35	537A0276
36	489A0028
39	489A0026
40	537A0301
41	537A0298
42	537A0300

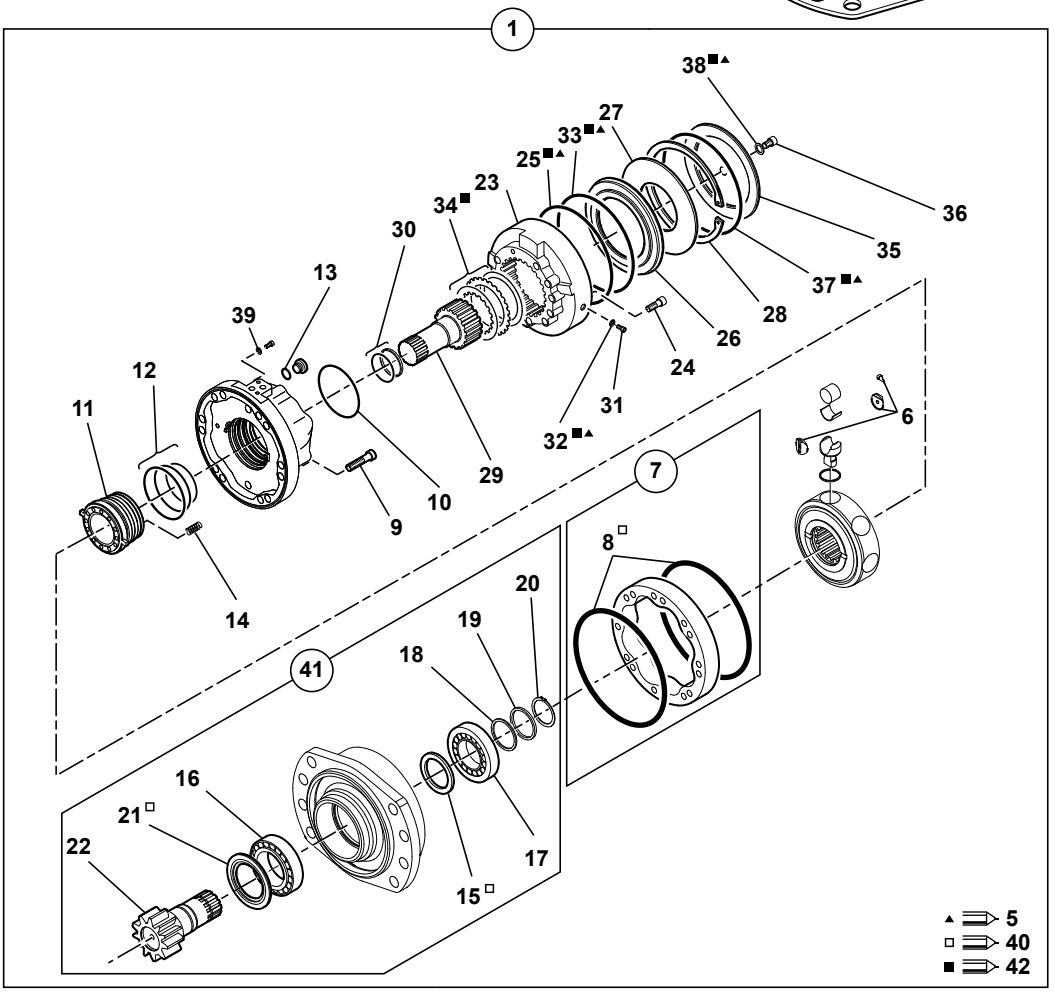

714MW_5400703_42_30_1A.eps

MOTO-REDUCTEUR D'ORIENTATION
SLEWING GEARMOTOR
GETRIEBEMOTOR FUER DIE SCHWENKUNG

	1	5370270				1	MOTEUR ORIENTATION	TURNTABLE ENGINE	DREHKRANZMOTOR
*	2	4290195			CHC M16X55	10	VIS	SCREW	SCHRAUBE
*	3	4460080		S	M16	10	RONDELLE	WASHER	UNTERLEGSCHEIBE
	4	3350059		S		1	ENTRETOISE	DISTANT PIECE	ABSTANDSTUECK
	5	537A0299				1	POCHETTE JOINT FREIN	KIT SEAL BRAKE	BAUSATZ DICHTRING BREMSE
	6	537A0196	1			1	KIT REPARATION	REPAIR (KIT)	REPARATUR (BAUSATZ)
	7	537A0197	1			1	CAME	CAM	NOCKEN
	8	537A0190	7		40	2	JOINT TORIQUE	O-RING	O-RING
	9	4290119	1		CHC M12x75	16	VIS	SCREW	SCHRAUBE
	10	537A0163	1			1	JOINT TORIQUE	O-RING	O-RING
	11	537A0285	1			1	GLACE/DISTRIBUTION	VALVING/DISTRIBUTOR	VERTEILERSCHEIBE
	12	537A0193	1			1	POCHETTE DE JOINTS	SEAL (KIT)	DICHTRING (BAUSATZ)
	13	537A0269	1			1	JOINT TORIQUE	O-RING	O-RING
	14	489A0031	1			8	RESSORT	SPRING	FEDER
	15	537A0198	41		40	1	BAGUE D'ETANCHEITE	SEAL WASHER	DICHTRING
	16	537A0188	41			1	ROULEMENT ROULEAU	ROLLER BEARING	ROLLENLAGER
	17	537A0079	41			1	ROULEMENT ROULEAU	ROLLER BEARING	ROLLENLAGER
	18	537A0189	41			1	CALES (JEU)	SHIM (KIT)	UNTERLAGEN (BAUSATZ)
	19	537A0187	41			1	BAGUE	BUSH	RING
	20	537A0186	41			1	CIRCLIP	CIRCLIP	SICHERUNGSRING
	21	537A0200	41		40	1	BAGUE	BUSH	RING
	22	537A0271	41			1	ARBRE	SHAFT	WELLE
	23	537A0280	1			1	CORPS	BODY	KOERPER
	24	489A0027	1		CHC M12X80	11	VIS	SCREW	SCHRAUBE
	25	537A0274	1		5-42	1	JOINT TORIQUE	O-RING	O-RING
	26	537A0279	1			1	PISTON	PISTON	KOLBEN
	27	537A0097	1			1	RONDELLE RESSORT	SPRING WASHER	FEDERSCHEIBE
	28	537A0095	1			1	CIRCLIP	CIRCLIP	SICHERUNGSRING
	29	537A0296	1			1	ARBRE	SHAFT	WELLE
	30	537A0195	1			1	JOINT	SEAL	DICHTRING
	31	489A0024	1		CHC M6X10	2	VIS	SCREW	SCHRAUBE
	32	489A0026	1		5-42	2	RONDELLE	WASHER	UNTERLEGSCHEIBE
	33	537A0275	1		5-42	1	JOINT TORIQUE	O-RING	O-RING
	34	537A0281	1		42	1	KIT POUR FREIN	KIT FOR BRAKE	BAUSATZ FUER BREMSE
	35	537A0276	1			1	COUVERCLE	COVER	DECKEL
	36	489A0028	1		CHC M12X12	1	VIS	SCREW	SCHRAUBE
	37	537A0273	1		5-42	1	JOINT TORIQUE	O-RING	O-RING
	38	489A0032	1		5-42	1	RONDELLE	WASHER	UNTERLEGSCHEIBE
	39	489A0026	1			2	RONDELLE	WASHER	UNTERLEGSCHEIBE
	40	537A0301				1	POCHETTE PALIER	KIT BEARING	BAUSATZ LAGER
	41	537A0298	1			1	PALIER EQUIPE	BEARING EQUIPPED	AUSGESTATTETES LAGER
	42	537A0300				1	POCHETTE DISQUES FREIN	KIT DISC BRAKE	BAUSATZ PLATTE BREMSE

BLOC CROSS OVER : ORIENTATION
CROSS OVER BLOCK: SLEWING
CROSS OVER BLOCK : SCHWENKBEWEGUNG

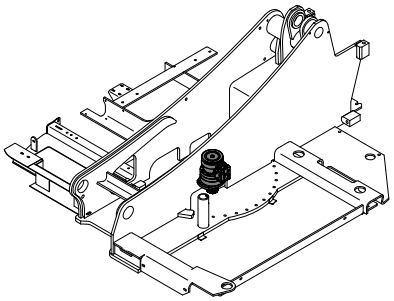

1	537A0278
2	537A0277
3	537A0282

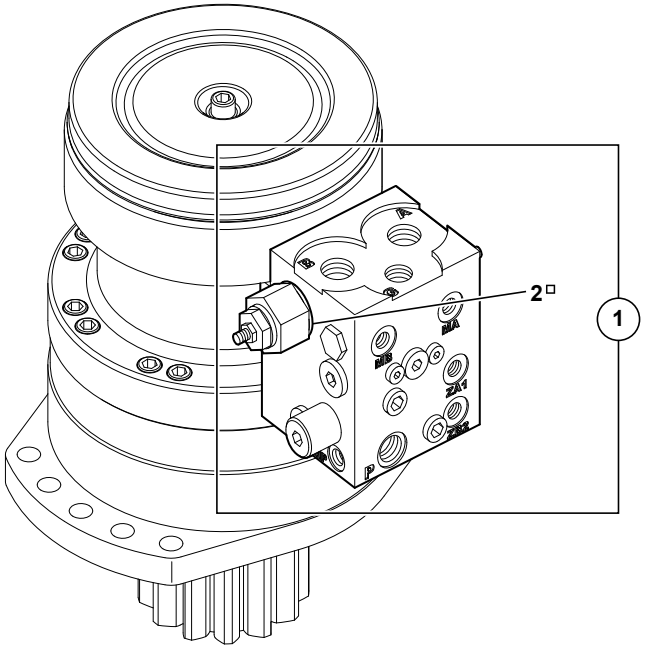

714MW_5400703_42_30_2A.eps

BLOC CROSS OVER : ORIENTATION
CROSS OVER BLOCK : SLEWING
CROSS OVER BLOCK : SCHWENKBEWEGUNG

1	537A0278		1	VALVE	VALVE	VENTIL
2	537A0277	1	2	CARTOUCHE	CARTRIDGE	EINSATZ
3	537A0282	1	1	POCHETTE DE JOINTS	SEAL (KIT)	DICHTRING (BAUSATZ)

CATALOGUE DE PIECES DE RECHANGE
SPARE PARTS BOOK
ERSATZTEILLISTE

	Système hydraulique principal Principal Hydraulic system Hydraulisches Hauptsystem	51
	Hydraulique stabilisateurs / lame bull Hydraulics stabilizers / bulldozer blade Hydraulik Stabilisierend / Planierschild	53
	Système hydraulique Hydraulic system Hydraulische Anlage	50
	Hydraulique équipement Hydraulics equipment Hydraulik Anbau	54
	Hydraulique blocage d'oscillation Hydraulics locking Hydraulik verriegelung	55
	Hydraulique machine Hydraulics machine Maschinenhydraulik	56
	Hydraulique climatisation Hydraulics air conditionned Hydraulik Klimaanlage	59

CATALOGUE DE PIECES DE RECHANGE
SPARE PARTS BOOK
ERSATZTEILLISTE

Système hydraulique principal
Principal Hydraulic system
Hydraulisches Hauptsystem

51

SOMMAIRE
CONTENTS
INHALT

51 SYSTÈME HYDRAULIQUE PRINCIPAL — PRINCIPAL HYDRAULIC SYSTEM — HYDRAULISCHES HAUPTSYSTEM

51	10	1A	CIRCUIT HYDRAULIQUE : POMPE HYDRAULICS: PUMP HYDRAULIKKREIS : PUMPE	→I 80396 -80390	M3
51	10	1B	CIRCUIT HYDRAULIQUE : POMPE HYDRAULICS: PUMP HYDRAULIKKREIS : PUMPE	I→ 80397 +80390	M3
51	15	1A	CIRCUIT HYDRAULIQUE (LOAD SENSING) HYDRAULICS (LOAD SENSING) HYDRAULIKKREIS (LOAD SENSING)		M3
51	20	1A	CIRCUIT ALIMENTATION ET RETOUR TOURELLE TOWER SUPPLY AND RETURN CIRCUIT EINSPEIS-UND RUECKLAUFKREISLAUF TURM	→I 80396 -80390	M3
51	20	1B	CIRCUIT ALIMENTATION ET RETOUR TOURELLE TOWER SUPPLY AND RETURN CIRCUIT EINSPEIS-UND RUECKLAUFKREISLAUF TURM	I→ 80397 +80390	M3
51	40	1A	DISTRIBUTEUR DISTRIBUTOR VERTEILER		M3
51	40	2A	DISTRIBUTEUR (PELLE) DISTRIBUTOR (EXCAVATOR) VERTEILER (BAGGER)		M3
51	41	1A	DISTRIBUTEUR : ÉLÉMENT D'ENTRÉE DISTRIBUTOR: INLET ELEMENT VERTEILER : EINGANGSELEMENT		M3
51	41	2A	DISTRIBUTEUR : ÉLÉMENT TRANSLATION DISTRIBUTOR: ELEMENT TRANSLATION VERTEILER : ÜBERTRAGUNGSELEMENT		
51	41	3A	DISTRIBUTEUR : ÉLÉMENT ORIENTATION DISTRIBUTOR: SLEWING ELEMENT VERTEILER : SCHWENKUNGELEMENT		
51	41	4A	DISTRIBUTEUR : ÉLÉMENT STABILISATEUR/LAME BULL DISTRIBUTOR: ELEMENT STABILISER/BULL BLADE VERTEILER : STABILISATOR/PLANIERSCHILD ELEMENT		M3
51	41	5A	DISTRIBUTEUR : ÉLÉMENT FLÈCHE DISTRIBUTOR: ELEMENT BOOM VERTEILER : AUSLEGER ELEMENT		M2
51	41	6A	DISTRIBUTEUR : ÉLÉMENT BEC DE FLÈCHE DISTRIBUTOR: ELEMENT INTERMEDIATE BOOM VERTEILER : BESCHICKERAUSLEGER ELEMENT		M2
51	41	7A	DISTRIBUTEUR : ÉLÉMENT BRAS DISTRIBUTOR: ELEMENT ARM VERTEILER : ARM ELEMENT		M2

SOMMAIRE
CONTENTS
INHALT

51 SYSTÈME HYDRAULIQUE PRINCIPAL (suite) — PRINCIPAL HYDRAULIC SYSTEM (continued) — HYDRAULISCHES HAUPTSYSTEM (Nachste Seite)

51	41	8A	DISTRIBUTEUR : ÉLÉMENT GODET DISTRIBUTOR: ELEMENT BUCKET VERTEILER : LOEFFEL ELEMENT	M2
51	41	9A	DISTRIBUTEUR : ÉLÉMENT ACCESSOIRES DISTRIBUTOR: ELEMENT ACCESSORIES VERTEILER : ZUSATZKREIS ELEMENT	M2
51	42	1A	DISTRIBUTEUR : ÉLÉMENT BRAS (PELLE) DISTRIBUTOR: ELEMENT ARM (EXCAVATOR) VERTEILER : ARM ELEMENT (BAGGER)	M2
51	45	1A	MANIPULATEUR : DROIT CONTROL LEVER : RIGHT STEUERHEBEL : RECHT	M1
51	47	1A	MANIPULATEUR : GAUCHE CONTROL LEVER : LEFT STEUERHEBEL : LINKS	M1
51	50	1A	POMPE HYDRAULIQUE PRINCIPALE HYDRAULIC PUMP PRINCIPAL HYDRAULISCHE HAUPTPUMPE	M3
51	50	2A	POMPE HYDRAULIQUE PRINCIPALE HYDRAULIC PUMP PRINCIPAL HYDRAULISCHE HAUPTPUMPE	
51	52	1A	POMPE HYDRAULIQUE AUXILIAIRE HYDRAULIC PUMP AUXILIARY HYDRAULISCHE VORPUMPE	M3
51	55	1A	JOINT TOURNANT SWIVEL JOINT DREHVERTEILER	M2
51	60	1A	RESERVOIR HYDRAULIQUE HYDRAULIC TANK HYDRAULIKTANK	M3
51	60	2A	VOYANT NIVEAU HUILE OIL LEVER GLACE OELSTANDANZEIGE	M3
51	60	3A	FILTRE RETOUR HYDRAULIQUE RETURN OIL FILTER RUECKLAUFFILTER	M2
51	65	1A	MOTEUR HYDRAULIQUE VENTILATEUR HYDRAULIC MOTOR FAN HYDROMOTOR VENTILATOR	M3
51	75	1A	PEDIBULATEUR : CDE FONCTION SUPPLEMENTAIRE SUPPLEMENTARY FUNCTION CONTROL PEDAL PEDAL FUER ZUSATZFUNKTION	M3

SOMMAIRE
CONTENTS
INHALT

51 SYSTÈME HYDRAULIQUE PRINCIPAL (suite) — PRINCIPAL HYDRAULIC SYSTEM (continued) — HYDRAULISCHES HAUPTSYSTEM (Nachste Seite)

51	80	1A	BLOC DE FONCTION (HAUTE PRESSION) AVEC DEPORT H. FUNCTION BLOCK (HIGHT-PRESSURE) WITH OFFSET H. FUNKTIONSBLOCK (HOCHDRUCK) MIT VERSETZUNGS	*	M3
51	80	2A	BLOC DE FONCTION (HAUTE PRESSION) SANS DEPORT H. FUNCTION BLOCK (HIGHT-PRESSURE) WITHOUT OFFSET H. FUNKTIONSBLOCK (HOCHDRUCK) OHNE VERSETZUNGS	*	M3
51	85	1A	UNITE DE PILOTAGE BASSE PRESSION PILOT OIL SUPPLY SYSTEM STEUEROELVERSORGUNGSSYSTEM		M2
51	90	1A	SÉLECTEUR (BRAS-STABILISATEUR / LAME) SELECTOR (ARM-STABILIZERS / BULLDOZER BLADE) SELEKTOR (ARM-STABILISIEREND / PLANIERSCHILD)		
51	91	1A	ELECTRO-VALVE : PORTE-OUTILS (VOLVO) ELECTRO-VALVE: TOOLS-HOLDER (VOLVO) ELEKTROVENTIL : WERKZEUGETRÄGE (VOLVO)		M1
51	92	1A	ELECTRO-VALVE : PORTE-OUTILS (LEHNHOFF) ELECTRO-VALVE: TOOLS-HOLDER (LEHNHOFF) ELEKTROVENTIL : WERKZEUGETRÄGE (LEHNHOFF)		M2
51	93	1A	ELECTRO-VALVE : PORTE-OUTILS RATTRAPAGE DE JEU ELECTRO-VALVE: TOOLS-HOLDER PLAY TAKE-UP ELEKTROVENTIL : WERKZEUGETRÄGE SPIELAUSGLEICH		M3
51	95	1A	SÉLECTEUR (DÉPORT-BENNE PRENEUSE) SELECTOR (OFFSET-CLAMSHELL) SELEKTOR (VERSETZUNGS-GREIFER)		M3

CIRCUIT HYDRAULIQUE : POMPE
HYDRAULICS: PUMP
HYDRAULIKKREIS : PUMPE

→| 80396 -80390

1	4735051
2	4755170
3	5780400
4	4770762
5	4755162
6	4725066
7	4745020
8	5780281
9	4725058
10	4755168
11	4705141
12	4770148
13	5780401
14	4755152
15	5474099
16	5477006
17	4770136
18	4290055
19	4290026
20	4750152
21	4197045
22	5477016
23	4755151
24	5477017
25	4705131
26	5330110
27	5600132
28	4770760
29	4770404
30	4380068
31	4755160
32	5477004
33	5471171
34	5474090
35	4755008
36	4755051
37	4750336
38	5477005
39	4755176
40	4725063
41	5480023
42	5485014
43	4290042
44	4040037
45	4040038
46	K7032015
47	5477019
48	4705153
49	5400723
50	4755045
51	5474110
52	5474109
53	K7032020
54	5477022
55	5477023
56	K7032019
57	5780442
58	5477021
59	5474128
60	4755051
	4755065
61	4040029

13	→ 80278
22	→ 80211 -80205 ⇨ 56
34	→ 80278
38	→ 80220
46	⇨ 56
50	→ 80278
51	→ 80278
54	→ 80212 +80205
55	→ 80221
56	→ 80211 -80205
57	→ 80212 +80205 → 80220
58	→ 80212 +80205 → 80220
59	→ 80279
60	→ 80352 -80344&80351 +80354&80360
	→ 80353 +80344&80351 -80354&80360

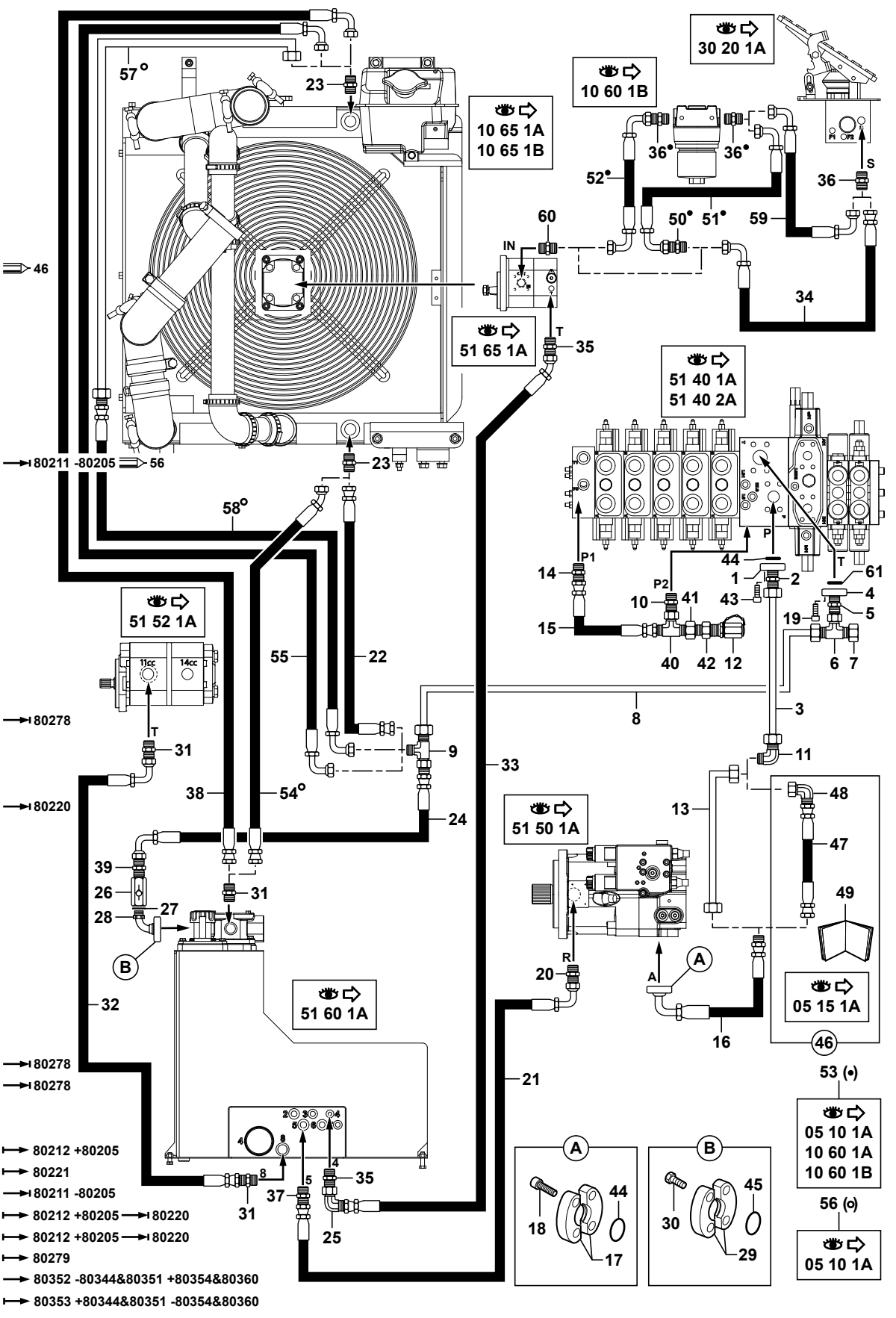

CIRCUIT HYDRAULIQUE : POMPE
HYDRAULICS: PUMP
HYDRAULIKKREIS : PUMPE

→ 80396 -80390

1	4735051		1	BRIDE	FLANGE	FLANSCH
2	4755170		1	UNION	CONNECTOR	ANSCHLUSSTEIL
3	5780400	●○ 5780265	1	TUBE	TUBE	ROHR
4	4770762		1	BRIDE	FLANGE	FLANSCH
5	4755162		1	UNION	CONNECTOR	ANSCHLUSSTEIL
6	4725066		1	TE	TEE	T STUECK
7	4745020		1	BOUCHON	PLUG	VERSCHL.STOPFEN
8	5780281		1	TUBE	TUBE	ROHR
9	4725058		1	TE	TEE	T STUECK
10	4755168		1	UNION	CONNECTOR	ANSCHLUSSTEIL
11	4705141		1	COUDE	ELBOW	WINKELSTUECK
12	4770148		1	PRISE DE PRESSION	PRESSURE TAPPING	ANSCHLUSS FUR OLDRUC
13	5780401	●○ 5780236	1	TUBE	TUBE	ROHR
13		46				
14	4755152		1	UNION	CONNECTOR	ANSCHLUSSTEIL
15	5474099	●○ 5780289	1	FLEXIBLE	HOSE	SCHLAUCH
16	5477006		1	FLEXIBLE	HOSE	SCHLAUCH
17	4770136		2	DEMI-BRIDE	HALF-FLANGE	HALBFLANSCHE
18	4290055	CHC M12X35	4	VIS	SCREW	SCHRAUBE
19	4290026	CHC M10X30	4	VIS	SCREW	SCHRAUBE
20	4750152		1	UNION	CONNECTOR	ANSCHLUSSTEIL
21	4197045		1	FLEXIBLE	HOSE	SCHLAUCH
22	5477016	→ 80211 -80205	1	FLEXIBLE	HOSE	SCHLAUCH
22		56				
23	4755151		2	UNION	CONNECTOR	ANSCHLUSSTEIL
24	5477017		1	FLEXIBLE	HOSE	SCHLAUCH
25	4705131		1	COUDE	ELBOW	WINKELSTUECK
26	5330110		1	CLAPET ANTI-RETOUR	CHECK VALVE	RUECKSCHLAGVENTIL
27	5600132		1	BAGUE	BUSH	RING
28	4770760		1	COUDE	ELBOW	WINKELSTUECK
29	4770404		2	DEMI-BRIDE	HALF-FLANGE	HALBFLANSCHE
30	4380068	H M12X30	4	VIS	SCREW	SCHRAUBE
31	4755160		3	UNION	CONNECTOR	ANSCHLUSSTEIL
32	5477004		1	FLEXIBLE	HOSE	SCHLAUCH
33	5471171		1	FLEXIBLE	HOSE	SCHLAUCH
34	5474090	→ 80278	1	FLEXIBLE	HOSE	SCHLAUCH
35	4755008		2	UNION	CONNECTOR	ANSCHLUSSTEIL
* 36	4755051		3	UNION	CONNECTOR	ANSCHLUSSTEIL
37	4750336		1	UNION	CONNECTOR	ANSCHLUSSTEIL
38	5477005	→ 80220	1	FLEXIBLE	HOSE	SCHLAUCH
39	4755176		1	UNION	CONNECTOR	ANSCHLUSSTEIL
40	4725063		1	TE	TEE	T STUECK
41	5480023		1	ECROU	NUT	MUTTER
42	5485014		1	RACCORD	NIPPLE	VERBINDUNGSELEMENT

CIRCUIT HYDRAULIQUE : POMPE
HYDRAULICS: PUMP
HYDRAULIKKREIS : PUMPE

→| 80396 -80390

1	4735051
2	4755170
3	5780400
4	4770762
5	4755162
6	4725066
7	4745020
8	5780281
9	4725058
10	4755168
11	4705141
12	4770148
13	5780401
14	4755152
15	5474099
16	5477006
17	4770136
18	4290055
19	4290026
20	4750152
21	4197045
22	5477016
23	4755151
24	5477017
25	4705131
26	5330110
27	5600132
28	4770760
29	4770404
30	4380068
31	4755160
32	5477004
33	5471171
34	5474090
35	4755008
36	4755051
37	4750336
38	5477005
39	4755176
40	4725063
41	5480023
42	5485014
43	4290042
44	4040037
45	4040038
46	K7032015
47	5477019
48	4705153
49	5400723
50	4755045
51	5474110
52	5474109
53	K7032020
54	5477022
55	5477023
56	K7032019
57	5780442
58	5477021
59	5474128
60	4755051
	4755065
61	4040029

46	
80211 -80205	56
80278	
80220	
80278	
80278	
80212 +80205	
80221	
80211 -80205	
80212 +80205	80220
80212 +80205	80220
80279	
80352 -80344&80351 +80354&80360	
80353 +80344&80351 -80354&80360	

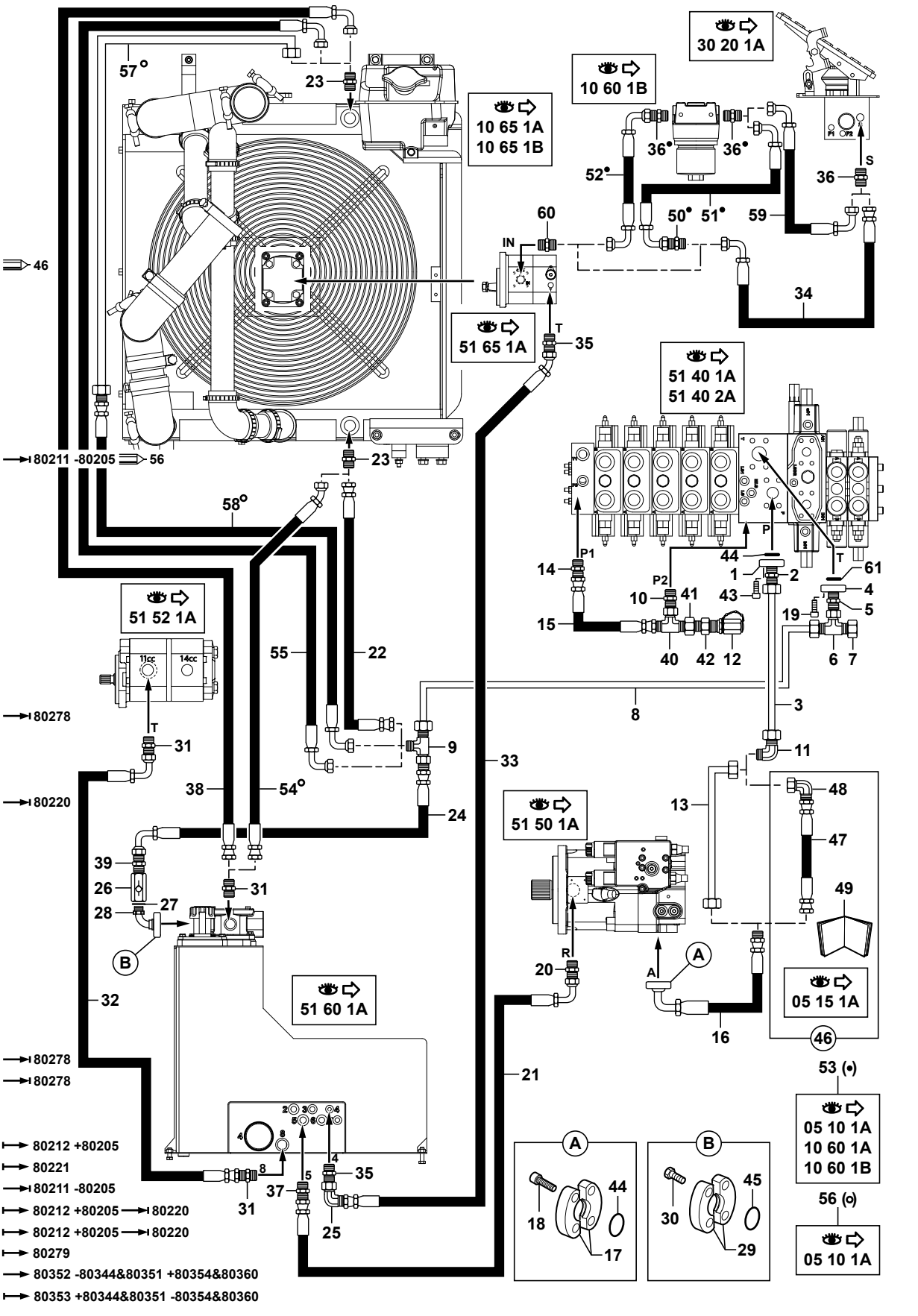

CIRCUIT HYDRAULIQUE : POMPE
HYDRAULICS: PUMP
HYDRAULIKKREIS : PUMPE

→| 80396 -80390

	43	4290042		CHC M12X40	4	VIS	SCREW	SCHRAUBE
*	44	4040037			2	JOINT TORIQUE	O-RING	O-RING
	45	4040038			1	JOINT TORIQUE	O-RING	O-RING
	46	K7032015		05 15 1A	PM	KIT FLEXIBLE	KIT HOSE	BAUSATZ SCHLAUCH
	47	5477019	46		1	FLEXIBLE	HOSE	SCHLAUCH
	48	4705133	46		1	COUDE	ELBOW	WINKELSTUECK
	49	5400723	46		1	PLAN DE MONTAGE	MOUNTING DRAWING	MONTAGE ZEICHNUNG
	50	4755045	53	→| 80278	1	UNION	CONNECTOR	ANSCHLUSSTEIL
	51	5474110	53	→| 80278	1	FLEXIBLE	HOSE	SCHLAUCH
	52	5474109	53		1	FLEXIBLE	HOSE	SCHLAUCH
	53	K7032020		05 10 1A	PM	KIT FILTRE	KIT FILTERS	BAUSATZ FILTER
	53			10 60 1A/B				
	54	5477022	56	|→ 80212 +80205	1	FLEXIBLE	HOSE	SCHLAUCH
	55	5477023		|→ 80221	1	FLEXIBLE	HOSE	SCHLAUCH
	56	K7032019		→| 80211 -80205	PM	KIT FLEXIBLE	KIT HOSE	BAUSATZ SCHLAUCH
	56			05 10 1A				
	57	5780442	56	|→ 80212 +80205	1	TUBE	TUBE	ROHR
	57			→| 80220				
	58	5477021	56	|→ 80212 +80205	1	FLEXIBLE	HOSE	SCHLAUCH
	58			→| 80220				
	59	5474128		|→ 80279	1	FLEXIBLE	HOSE	SCHLAUCH
*	60	4755051		→| 80352	1	UNION	CONNECTOR	ANSCHLUSSTEIL
*	60			-80344&80351				
*	60			+80354&80360				
*	60	4755065		|→ 80353	1	UNION	CONNECTOR	ANSCHLUSSTEIL
*	60			+80344&80351				
*	60			-80354&80360				
*	61	4040029			1	JOINT TORIQUE	O-RING	O-RING

CIRCUIT HYDRAULIQUE : POMPE
HYDRAULICS: PUMP
HYDRAULIKKREIS : PUMPE

→ 80397 +80390

1	4735051
2	4755170
3	5780523
4	4770762
5	4755162
6	4725066
7	4745020
8	5780561
9	4725058
10	4755168
11	4040029
12	4770785
13	4705121
14	4755152
15	5474099
16	5477031
17	4770136
18	4290055
19	4290026
20	4750152
21	4197045
22	4755197
23	4755151
24	5476130
25	4755065
26	5330138
27	5600010
28	4750728
29	4770404
30	4380068
31	4755160
32	5477004
33	5471171
34	5474137
35	4755008
36	4755051
37	4750336
38	5477023
39	4755159
40	4725063
41	5480023
42	5485014
43	4290042
44	4040037
45	4040038
46	5478009

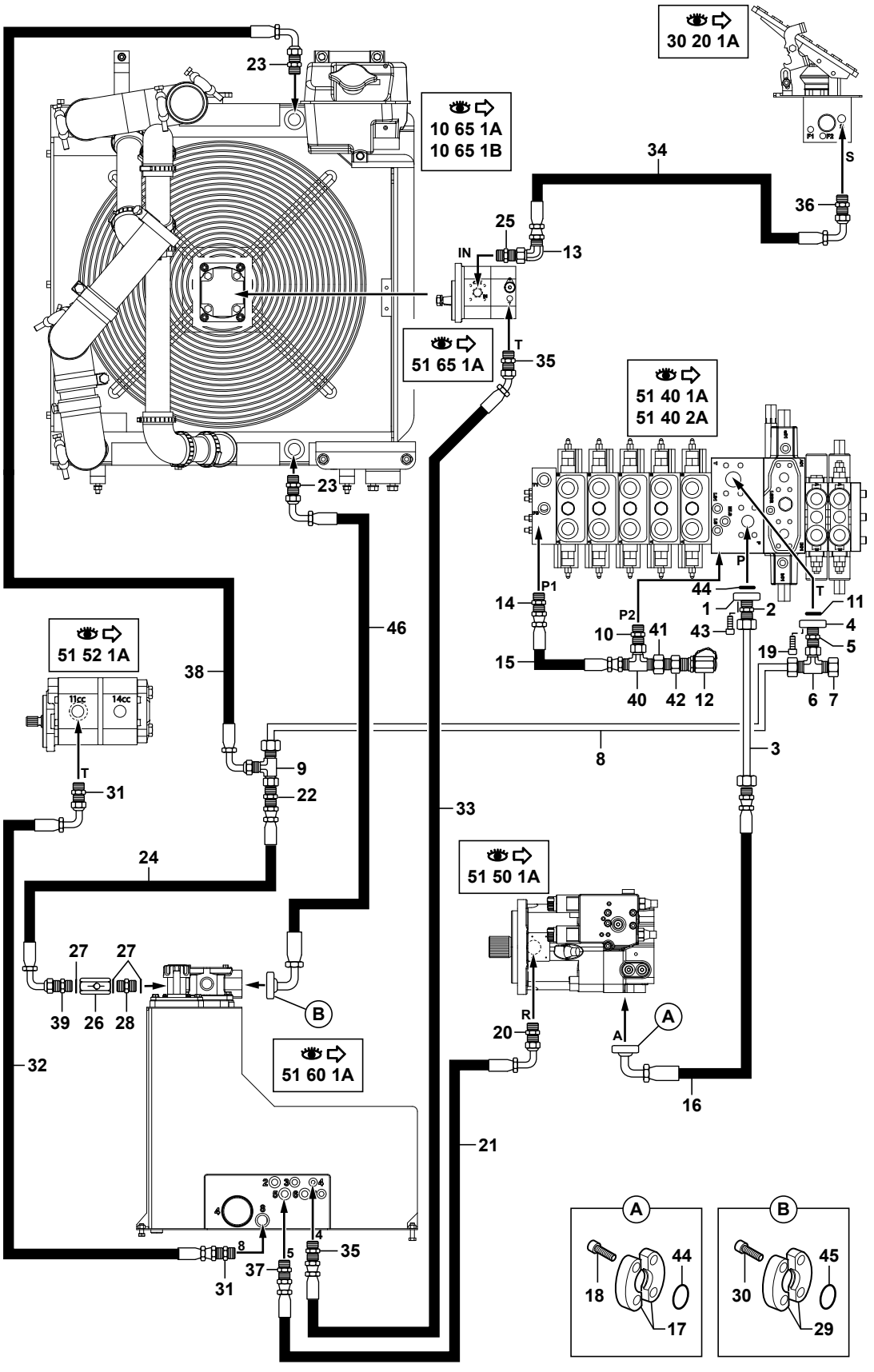

714MW_5400703_51_10_1B.eps

CIRCUIT HYDRAULIQUE : POMPE
HYDRAULICS: PUMP
HYDRAULIKKREIS : PUMPE

→ 80397 +80390

* 1	4735051		1	BRIDE	FLANGE	FLANSCH
* 2	4755170		1	UNION	CONNECTOR	ANSCHLUSSTEIL
* 3	5780523		1	TUBE	TUBE	ROHR
* 4	4770762		1	BRIDE	FLANGE	FLANSCH
* 5	4755162		1	UNION	CONNECTOR	ANSCHLUSSTEIL
* 6	4725066		1	TE	TEE	T STUECK
* 7	4745020		1	BOUCHON	PLUG	VERSCHL.STOPFEN
* 8	5780561		1	TUBE	TUBE	ROHR
* 9	4725058		1	TE	TEE	T STUECK
* 10	4755168		1	UNION	CONNECTOR	ANSCHLUSSTEIL
* 11	4040029		1	JOINT TORIQUE	O-RING	O-RING
* 12	4770785		1	PRISE DE PRESSION	PRESSURE TAPPING	ANSCHLUSS FUR OLDRUC
* 13	4705121		1	COUDE	ELBOW	WINKELSTUECK
* 14	4755152		1	UNION	CONNECTOR	ANSCHLUSSTEIL
* 15	5474099		1	FLEXIBLE	HOSE	SCHLAUCH
* 16	5477031		1	FLEXIBLE	HOSE	SCHLAUCH
* 17	4770136		2	DEMI-BRIDE	HALF-FLANGE	HALBFLANSCHE
* 18	4290055	CHC M12X35	4	VIS	SCREW	SCHRAUBE
* 19	4290026	CHC M10X30	4	VIS	SCREW	SCHRAUBE
* 20	4750152		1	UNION	CONNECTOR	ANSCHLUSSTEIL
* 21	4197045		1	FLEXIBLE	HOSE	SCHLAUCH
* 22	4755197		1	UNION	CONNECTOR	ANSCHLUSSTEIL
* 23	4755151		2	UNION	CONNECTOR	ANSCHLUSSTEIL
* 24	5476130		1	FLEXIBLE	HOSE	SCHLAUCH
* 25	4755065		1	UNION	CONNECTOR	ANSCHLUSSTEIL
* 26	5330138		1	CLAPET ANTI-RETOUR	CHECK VALVE	RUECKSCHLAGVENTIL
* 27	5600010		3	BAGUE	BUSH	RING
* 28	4750728		1	UNION	CONNECTOR	ANSCHLUSSTEIL
* 29	4770404		2	DEMI-BRIDE	HALF-FLANGE	HALBFLANSCHE
* 30	4380068	H M12X30	4	VIS	SCREW	SCHRAUBE
* 31	4755160		2	UNION	CONNECTOR	ANSCHLUSSTEIL
* 32	5477004		1	FLEXIBLE	HOSE	SCHLAUCH
* 33	5471171		1	FLEXIBLE	HOSE	SCHLAUCH
* 34	5474137		1	FLEXIBLE	HOSE	SCHLAUCH
* 35	4755008		2	UNION	CONNECTOR	ANSCHLUSSTEIL
* 36	4755051		1	UNION	CONNECTOR	ANSCHLUSSTEIL
* 37	4750336		1	UNION	CONNECTOR	ANSCHLUSSTEIL
* 38	5477023		1	FLEXIBLE	HOSE	SCHLAUCH
* 39	4755159		1	UNION	CONNECTOR	ANSCHLUSSTEIL
* 40	4725063		1	TE	TEE	T STUECK
* 41	5480023		1	ECROU	NUT	MUTTER
* 42	5485014		1	RACCORD	NIPPLE	VERBINDUNGSELEMENT
* 43	4290042	CHC M12X40	4	VIS	SCREW	SCHRAUBE
* 44	4040037		2	JOINT TORIQUE	O-RING	O-RING

CIRCUIT HYDRAULIQUE : POMPE
HYDRAULICS: PUMP
HYDRAULIKKREIS : PUMPE

→ 80397 +80390

1	4735051
2	4755170
3	5780523
4	4770762
5	4755162
6	4725066
7	4745020
8	5780561
9	4725058
10	4755168
11	4040029
12	4770785
13	4705121
14	4755152
15	5474099
16	5477031
17	4770136
18	4290055
19	4290026
20	4750152
21	4197045
22	4755197
23	4755151
24	5476130
25	4755065
26	5330138
27	5600010
28	4750728
29	4770404
30	4380068
31	4755160
32	5477004
33	5471171
34	5474137
35	4755008
36	4755051
37	4750336
38	5477023
39	4755159
40	4725063
41	5480023
42	5485014
43	4290042
44	4040037
45	4040038
46	5478009

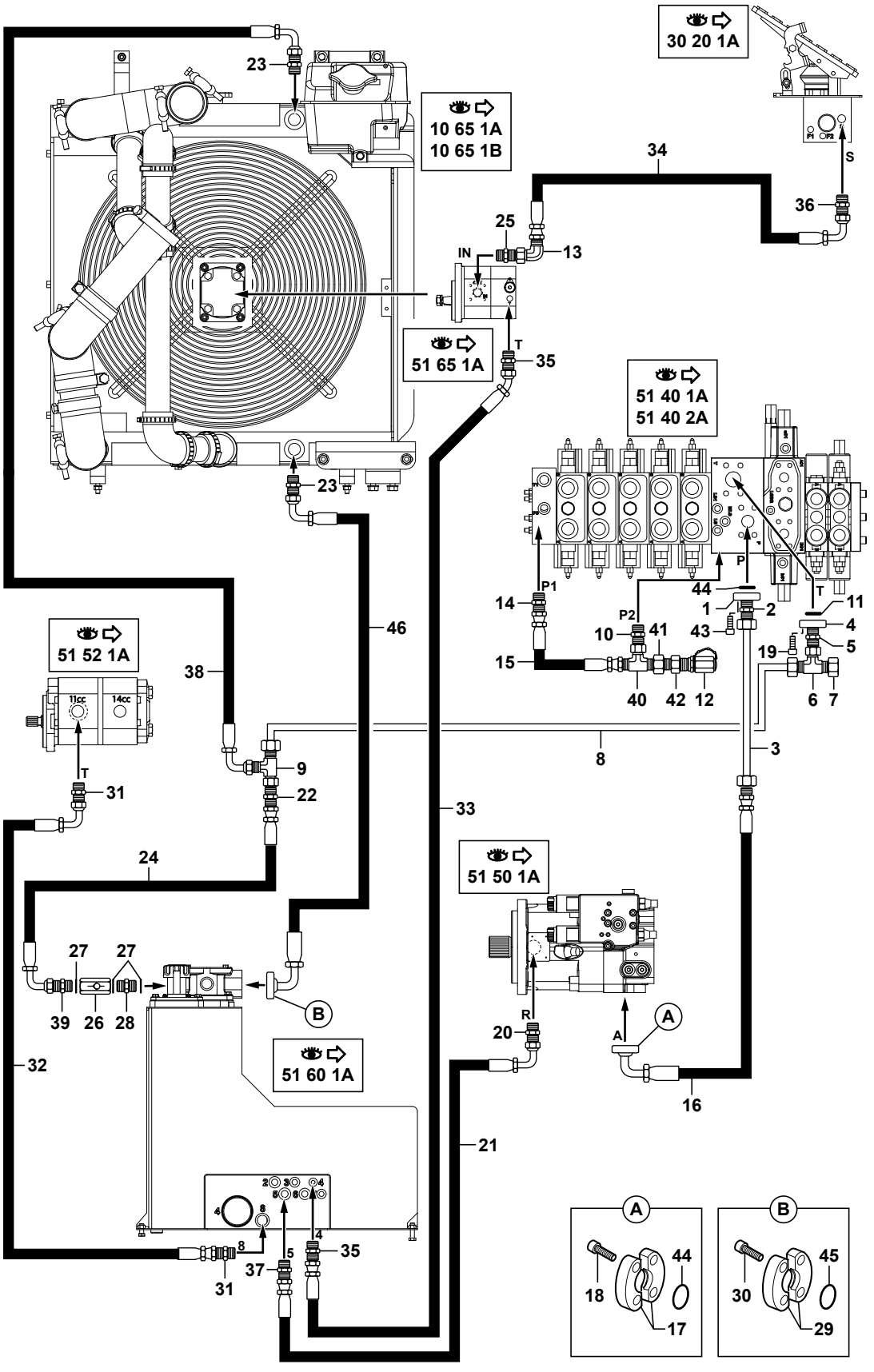

714MW_5400703_51_10_1B.eps

CIRCUIT HYDRAULIQUE : POMPE
HYDRAULICS: PUMP
HYDRAULIKKREIS : PUMPE

→ 80397 +80390

*	45	4040038	1	JOINT TORIQUE	O-RING	O-RING
*	46	5478009	1	FLEXIBLE	HOSE	SCHLAUCH

CIRCUIT HYDRAULIQUE (LOAD SENSING)
HYDRAULICS (LOAD SENSING)
HYDRAULIKKREIS (LOAD SENSING)

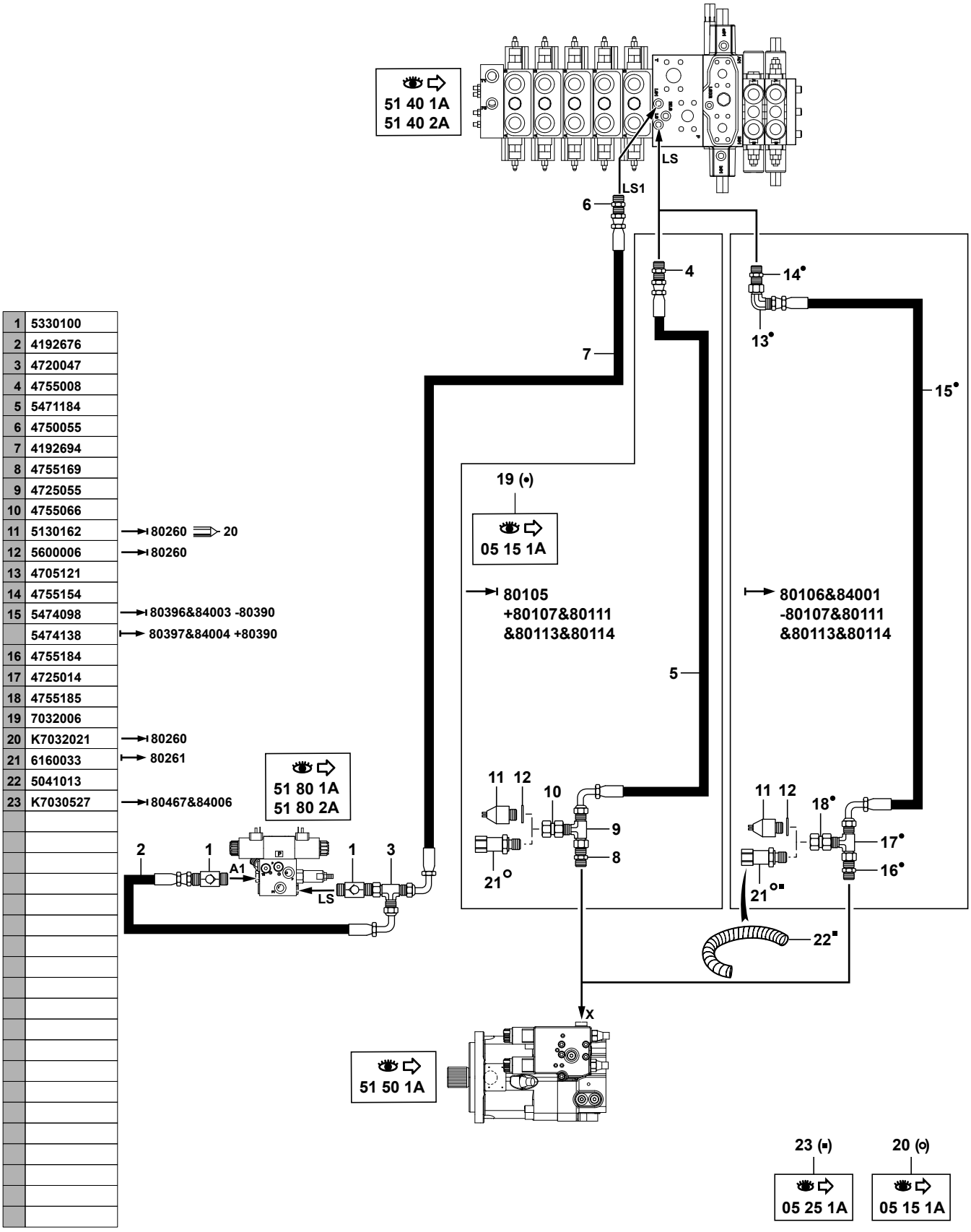

1	5330100
2	4192676
3	4720047
4	4755008
5	5471184
6	4750055
7	4192694
8	4755169
9	4725055
10	4755066
11	5130162 → 80260 ⇒ 20
12	5600006 → 80260
13	4705121
14	4755154
15	5474098 → 80396&84003 -80390
	5474138 ↦ 80397&84004 +80390
16	4755184
17	4725014
18	4755185
19	7032006
20	K7032021 → 80260
21	6160033 ↦ 80261
22	5041013
23	K7030527 → 80467&84006

714MW_5400703_51_15_1A.eps

CIRCUIT HYDRAULIQUE (LOAD SENSING)
HYDRAULICS (LOAD SENSING)
HYDRAULIKKREIS (LOAD SENSING)

1	5330100			2	CLAPET ANTI-RETOUR	CHECK VALVE	RUCKSCHLAGVENTIL
2	4192676		4192282	1	FLEXIBLE	HOSE	SCHLAUCH
3	4720047			1	TE	TEE	T STUECK
4	4755008			1	UNION	CONNECTOR	ANSCHLUSSTEIL
5	5471184			1	FLEXIBLE	HOSE	SCHLAUCH
6	4750055			1	UNION	CONNECTOR	ANSCHLUSSTEIL
7	4192694		4192679/4192624	1	FLEXIBLE	HOSE	SCHLAUCH
8	4755169			1	UNION	CONNECTOR	ANSCHLUSSTEIL
9	4725055			1	TE	TEE	T STUECK
10	4755066			1	RACCORD	NIPPLE	VERBINDUNGSELEMENT
11	5130162		80260 / 15 bar	1	MANO CONTACT	MANO-CONTACT	DRUCKREGLER
11			20				
12	5600006		80260	1	BAGUE	BUSH	RING
13	4705121	19		1	COUDE	ELBOW	WINKELSTUECK
14	4755154	19		1	UNION	CONNECTOR	ANSCHLUSSTEIL
15	5474098	19	80396&84003	1	FLEXIBLE	HOSE	SCHLAUCH
15			-80390				
15	5474138		80397&84004	1	FLEXIBLE	HOSE	SCHLAUCH
15			+80390				
16	4755184	19		1	UNION	CONNECTOR	ANSCHLUSSTEIL
17	4725014	19		1	TE	TEE	T STUECK
18	4755185	19		1	RACCORD	NIPPLE	VERBINDUNGSELEMENT
19	7032006		05 15 1A	PM	KIT OPTIMISATION	KIT OPTIMIZATION	BAUSATZ OPTIMIERUNG
20	K7032021		80260	PM	KIT CAPTEURS	KIT SENSORS	KIT SENSOREN
20			05 15 1A				
* 21	6160033	20-23	80261 / 0-400 bar	1	CAPTEUR	SENSOR	SENSOR
22	5041013	23		1	GAINE	SHEATH	HUELLE
23	K7030527		05 25 1A	PM	KIT OPTIMISATION	KIT OPTIMIZATION	BAUSATZ OPTIMIERUNG
23			80467&84006				

CIRCUIT ALIMENTATION ET RETOUR TOURELLE
TOWER SUPPLY AND RETURN CIRCUIT
EINSPEIS-UND RÜCKLAUFKREISLAUF TURM

→ 80396 -80390

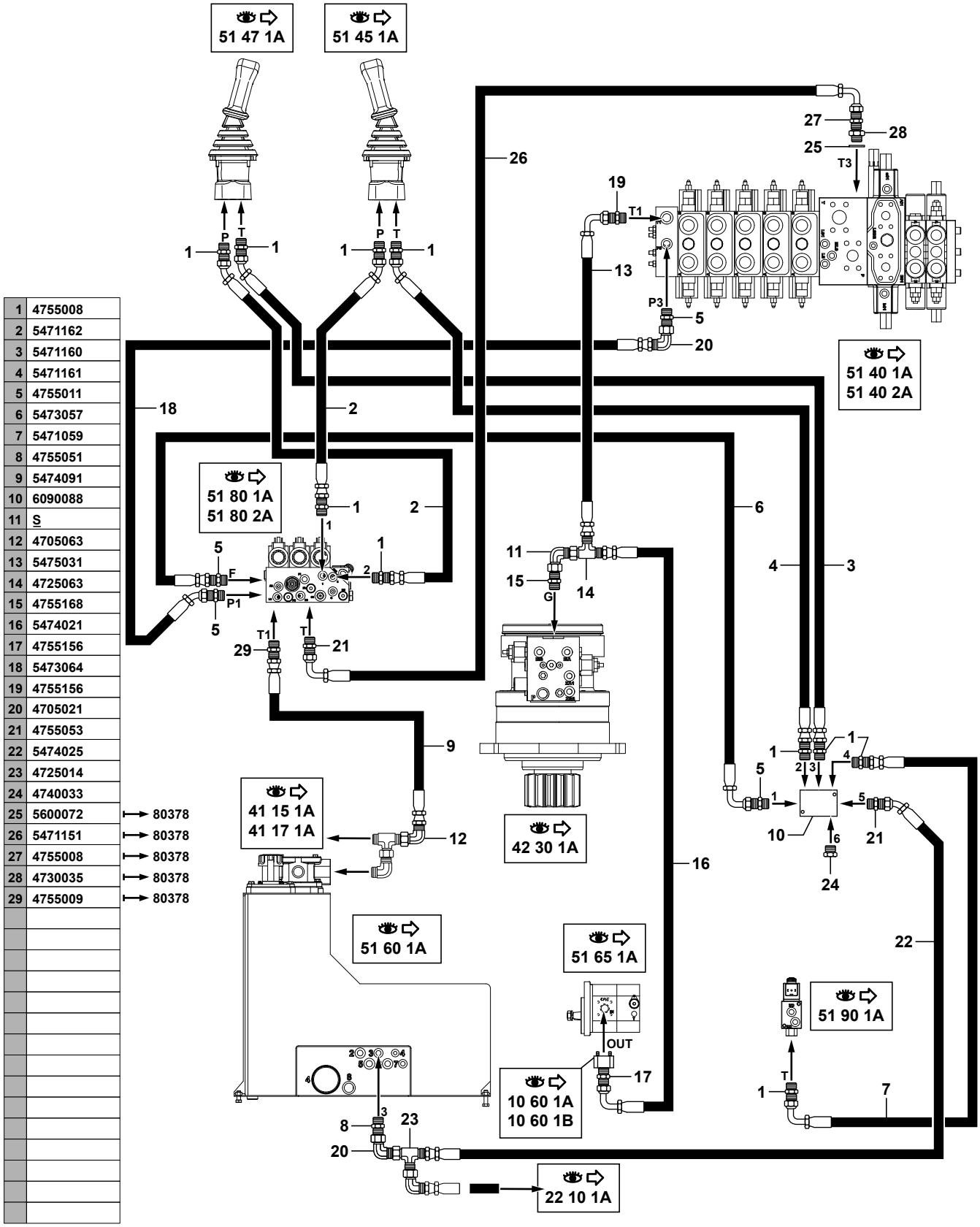

1	4755008	
2	5471162	
3	5471160	
4	5471161	
5	4755011	
6	5473057	
7	5471059	
8	4755051	
9	5474091	
10	6090088	
11	S	
12	4705063	
13	5475031	
14	4725063	
15	4755168	
16	5474021	
17	4755156	
18	5473064	
19	4755156	
20	4705021	
21	4755053	
22	5474025	
23	4725014	
24	4740033	
25	5600072	→ 80378
26	5471151	→ 80378
27	4755008	→ 80378
28	4730035	→ 80378
29	4755009	→ 80378

714MW_5400703_51_20_1A.eps

CIRCUIT ALIMENTATION ET RETOUR TOURELLE
TOWER SUPPLY AND RETURN CIRCUIT
EINSPEIS-UND RUECKLAUFKREISLAUF TURM

→| 80396 -80390

	1	4755008		10	UNION	CONNECTOR	ANSCHLUSSTEIL
	2	5471162		2	FLEXIBLE	HOSE	SCHLAUCH
	3	5471160		1	FLEXIBLE	HOSE	SCHLAUCH
	4	5471161		1	FLEXIBLE	HOSE	SCHLAUCH
	5	4755011		4	UNION	CONNECTOR	ANSCHLUSSTEIL
	6	5473057		1	FLEXIBLE	HOSE	SCHLAUCH
	7	5471059		1	FLEXIBLE	HOSE	SCHLAUCH
	8	4755051		1	UNION	CONNECTOR	ANSCHLUSSTEIL
	9	5474091		1	FLEXIBLE	HOSE	SCHLAUCH
	10	6090088		1	COLLECTEUR	MANILOLD	KOLLEKTOR
*	11	4705135	S	1	COUDE	ELBOW	WINKELSTUECK
*	12	4705127		1	COUDE	ELBOW	WINKELSTUECK
	13	5475031		1	FLEXIBLE	HOSE	SCHLAUCH
*	14	4725063	●○ 4725005	1	TE	TEE	T STUECK
	15	4755168		1	UNION	CONNECTOR	ANSCHLUSSTEIL
	16	5474021		1	FLEXIBLE	HOSE	SCHLAUCH
	17	4755156		1	UNION	CONNECTOR	ANSCHLUSSTEIL
	18	5473064		1	FLEXIBLE	HOSE	SCHLAUCH
	19	4755156		1	UNION	CONNECTOR	ANSCHLUSSTEIL
	20	4705021		2	COUDE	ELBOW	WINKELSTUECK
	21	4755053		2	UNION	CONNECTOR	ANSCHLUSSTEIL
	22	5474025		1	FLEXIBLE	HOSE	SCHLAUCH
	23	4725014		1	TE	TEE	T STUECK
	24	4740033		1	BOUCHON	PLUG	VERSCHL.STOPFEN
*	25	5600072	→| 80378	1	JOINT	SEAL	DICHTRING
*	26	5471151	→| 80378	1	FLEXIBLE	HOSE	SCHLAUCH
*	27	4755008	→| 80378	1	UNION	CONNECTOR	ANSCHLUSSTEIL
*	28	4730035	→| 80378	1	REDUCTEUR	REDUCER	REDUZIERSTUECK
*	29	4755009	→| 80378	1	UNION	CONNECTOR	ANSCHLUSSTEIL

CIRCUIT ALIMENTATION ET RETOUR TOURELLE
TOWER SUPPLY AND RETURN CIRCUIT
EINSPEIS-UND RÜCKLAUFKREISLAUF TURM

⟼ 80397 +80390

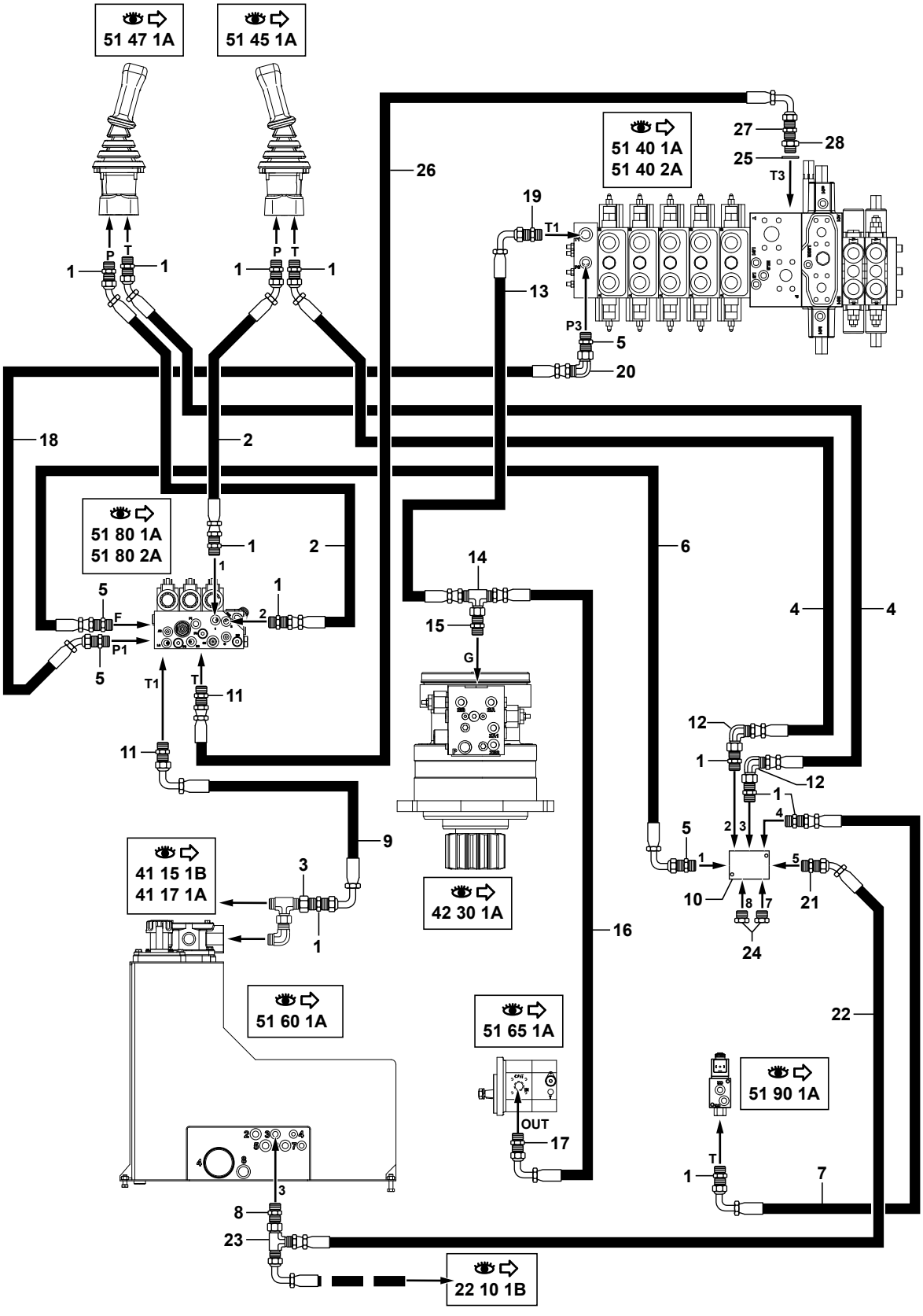

1	4755008
2	5471162
3	4745026
4	5471161
5	4755011
6	5473057
7	5471257
8	4755051
9	5471249
10	6090088
11	4755009
12	4705131
13	5475063
14	4725063
15	4755168
16	5474021
17	4755156
18	5473064
19	4755156
20	4705021
21	4755053
22	5474146
23	4725014
24	4740033
25	5600072
26	5471151
27	4755008
28	4730035

714MW_5400703_51_20_1B.eps

CIRCUIT ALIMENTATION ET RETOUR TOURELLE
TOWER SUPPLY AND RETURN CIRCUIT
EINSPEIS-UND RUECKLAUFKREISLAUF TURM

→ 80397 +80390

* 1	4755008		11	UNION	CONNECTOR	ANSCHLUSSTEIL
* 2	5471162		2	FLEXIBLE	HOSE	SCHLAUCH
* 3	4745026		1	BOUCHON	PLUG	VERSCHL.STOPFEN
* 4	5471161		2	FLEXIBLE	HOSE	SCHLAUCH
* 5	4755011		4	UNION	CONNECTOR	ANSCHLUSSTEIL
* 6	5473057		1	FLEXIBLE	HOSE	SCHLAUCH
* 7	5471257		1	FLEXIBLE	HOSE	SCHLAUCH
* 8	4755051		1	UNION	CONNECTOR	ANSCHLUSSTEIL
* 9	5471249		1	FLEXIBLE	HOSE	SCHLAUCH
* 10	6090088		1	COLLECTEUR	MANILOLD	KOLLEKTOR
* 11	4755009		2	UNION	CONNECTOR	ANSCHLUSSTEIL
* 12	4705131		2	COUDE	ELBOW	WINKELSTUECK
* 13	5475063		1	FLEXIBLE	HOSE	SCHLAUCH
* 14	4725063		1	TE	TEE	T STUECK
* 15	4755168		1	UNION	CONNECTOR	ANSCHLUSSTEIL
* 16	5474021		1	FLEXIBLE	HOSE	SCHLAUCH
* 17	4755156		1	UNION	CONNECTOR	ANSCHLUSSTEIL
* 18	5473064		1	FLEXIBLE	HOSE	SCHLAUCH
* 19	4755156		1	UNION	CONNECTOR	ANSCHLUSSTEIL
* 20	4705021		1	COUDE	ELBOW	WINKELSTUECK
* 21	4755053		1	UNION	CONNECTOR	ANSCHLUSSTEIL
* 22	5474146	●○ 5474025	1	FLEXIBLE	HOSE	SCHLAUCH
* 23	4725014		1	TE	TEE	T STUECK
* 24	4740033		2	BOUCHON	PLUG	VERSCHL.STOPFEN
* 25	5600072		1	JOINT	SEAL	DICHTRING
* 26	5471151		1	FLEXIBLE	HOSE	SCHLAUCH
* 27	4755008		1	UNION	CONNECTOR	ANSCHLUSSTEIL
* 28	4730035		1	REDUCTEUR	REDUCER	REDUZIERSTUECK

DISTRIBUTEUR
DISTRIBUTOR
VERTEILER

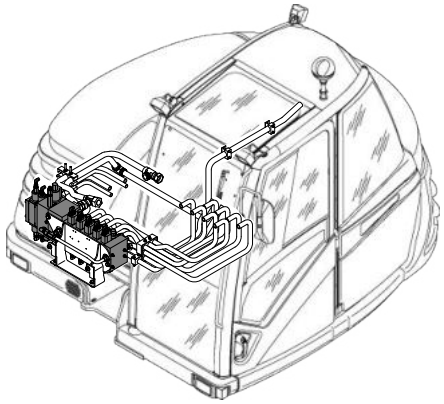

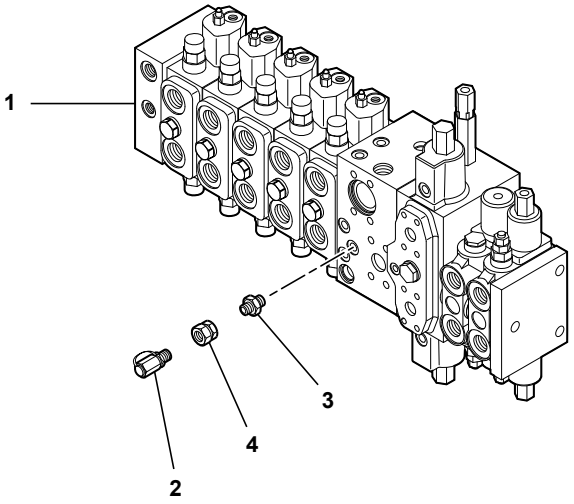

1	5360376	*
2	4770785	
3	4755008	
4	4755066	
5		
6		
7		
8	536A0174	
18	536A0173	
19		
22	536A0169	

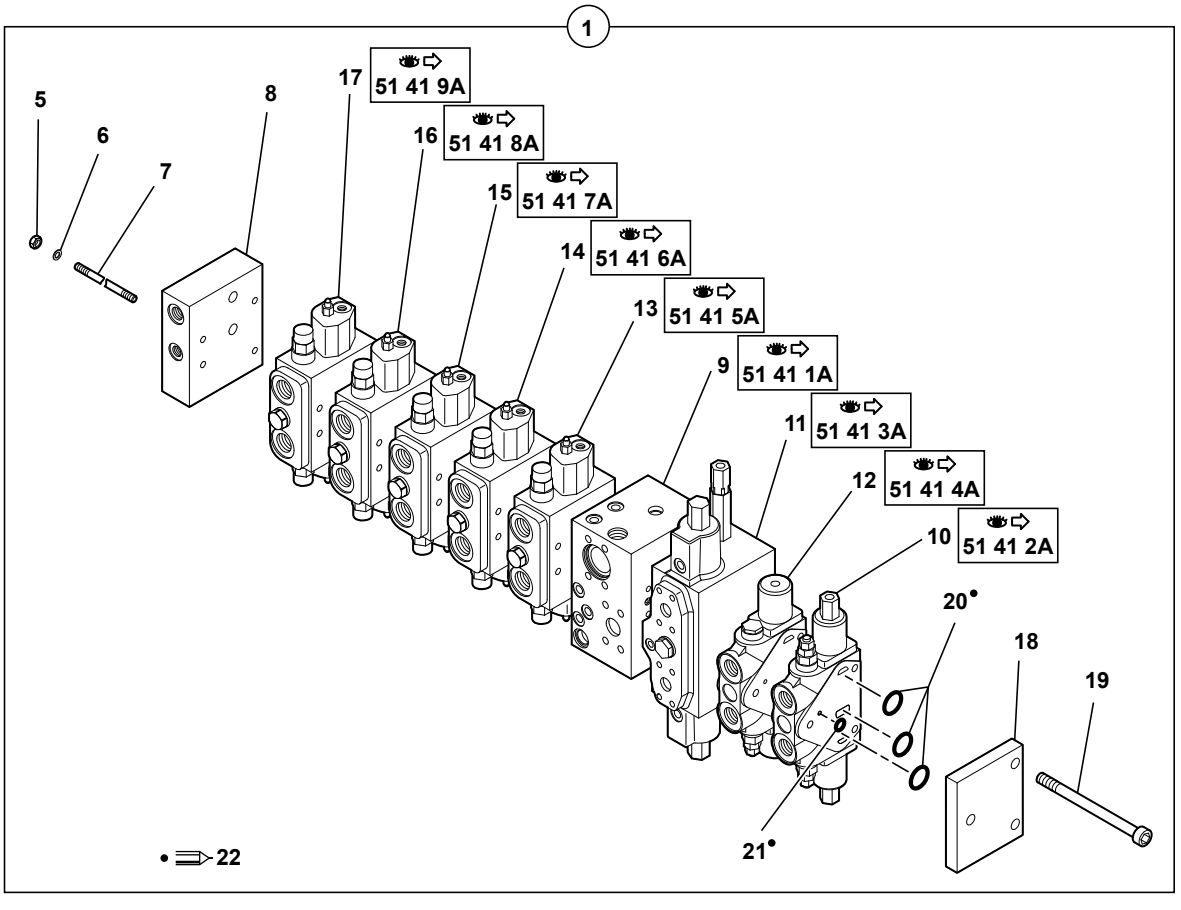

714MW_5400703_51_40_1A.eps

DISTRIBUTEUR
DISTRIBUTOR
VERTEILER

	1	5360376			1	DISTRIBUTEUR	DISTRIBUTOR	VERTEILER
*	2	4770785		4770148	1	PRISE DE PRESSION	PRESSURE TAPPING	ANSCHLUSS FUR OLDRUC
	3	4755008			1	UNION	CONNECTOR	ANSCHLUSSTEIL
*	4	4755066			1	RACCORD	NIPPLE	VERBINDUNGSELEMENT
	5		1	M8	4	ECROU	NUT	MUTTER
	6		1	M8	4	RONDELLE	WASHER	UNTERLEGSCHEIBE
	7		1	M8X390	4	TIRANT	TIE ROD	STEHBOLZEN
	8	536A0174	1		1	PLAQUE	PLATE	PLATTE
	9		1	51 41 1A	1	ELEMENT D'ENTREE	INLET ELEMENT	EINGANGSELEMENT
	10		1	51 41 2A	1	ELEMENT TRANSLATION	ELEMENT TRANSLATION	UBERTRAGUNGSELEMENT
	11		1	51 41 3A	1	ELEMENT ORIENTATION	SLEWING ELEMENT	SCHWENKUNGELEMENT
	12		1	51 41 4A	1	ELEMENT STABILISA-	ELEMENT STABILISER	STABILISATOR/PLANIER
						TEUR/LAME BULL	/BULL BLADE	-SCHILD ELEMENT
	13		1	51 41 5A	1	ELEMENT FLÈCHE	ELEMENT BOOM	AUSLEGER ELEMENT
	14		1	51 41 6A	1	ELEMENT BEC DE	ELEMENT INTERMEDIATE	BESCHICKERAUSLEGER
						FLÈCHE	BOOM	ELEMENT
	15		1	51 41 7A	1	ELEMENT BRAS	ELEMENT ARM	ARM ELEMENT
	16		1	51 41 8A	1	ELEMENT GODET	ELEMENT BUCKET	LOEFFEL ELEMENT
	17		1	51 41 9A	1	ELEMENT ACCESSOIRES	ELEMENT ACCESSORIES	ZUSATZKREIS ELEMENT
	18	536A0173	1		1	PLAQUE	PLATE	PLATTE
	19		1	CHC M12X130	3	VIS	SCREW	SCHRAUBE
	20	4040155	1	22	3	JOINT TORIQUE	O-RING	O-RING
	21	4040248	1	22	1	JOINT TORIQUE	O-RING	O-RING
	22	536A0169			1	POCHETTE DE JOINTS	SEAL (KIT)	DICHTRING (BAUSATZ)

DISTRIBUTEUR (PELLE)
DISTRIBUTOR (EXCAVATOR)
VERTEILER (BAGGER)

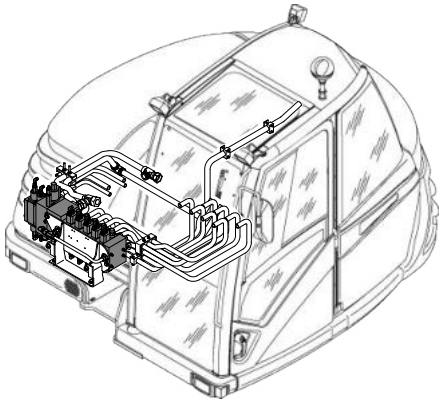

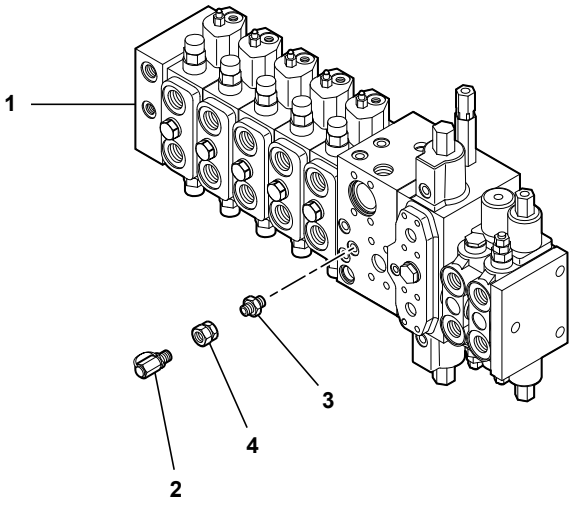

1	5360388	*
2	4770785	
3	4755008	
4	4755066	
5		
6		
7		
8	536A0174	
18	536A0173	
19		
22	536A0169	

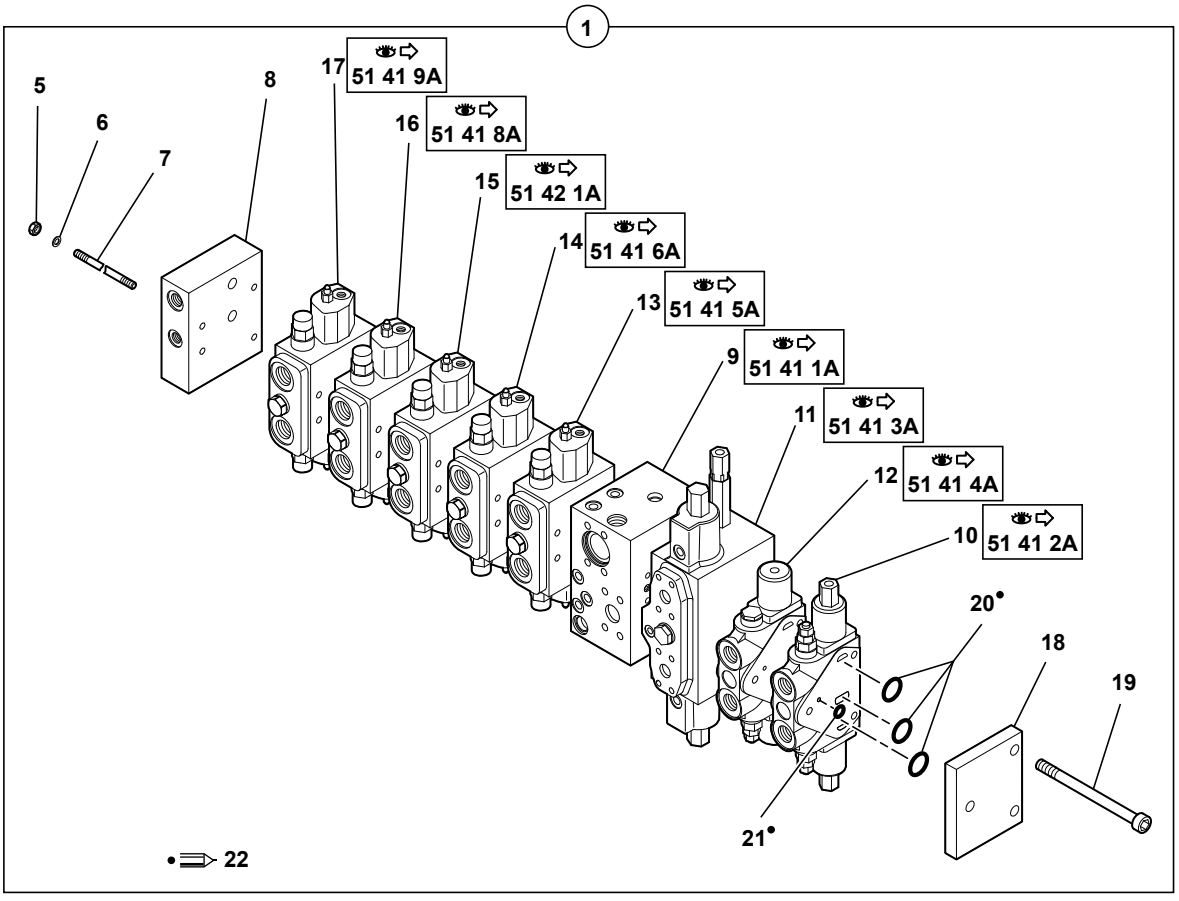

714MW_5400703_51_40_2A.eps

DISTRIBUTEUR (PELLE)
DISTRIBUTOR (EXCAVATOR)
VERTEILER (BAGGER)

	1	5360388			1	DISTRIBUTEUR	DISTRIBUTOR	VERTEILER
*	2	4770785		4770148	1	PRISE DE PRESSION	PRESSURE TAPPING	ANSCHLUSS FUR OLDRUC
	3	4755008			1	UNION	CONNECTOR	ANSCHLUSSTEIL
*	4	4755066			1	RACCORD	NIPPLE	VERBINDUNGSELEMENT
	5		1	M8	4	ECROU	NUT	MUTTER
	6		1	M8	4	RONDELLE	WASHER	UNTERLEGSCHEIBE
	7		1	M8X390	4	TIRANT	TIE ROD	STEHBOLZEN
	8	536A0174	1		1	PLAQUE	PLATE	PLATTE
	9		1	51 41 1A	1	ELEMENT D'ENTREE	INLET ELEMENT	EINGANGSELEMENT
	10		1	51 41 2A	1	ELEMENT TRANSLATION	ELEMENT TRANSLATION	UBERTRAGUNGSELEMENT
	11		1	51 41 3A	1	ELEMENT ORIENTATION	SLEWING ELEMENT	SCHWENKUNGELEMENT
	12		1	51 41 4A	1	ELEMENT STABILISA-TEUR/LAME BULL	ELEMENT STABILISER /BULL BLADE	STABILISATOR/PLANIER -SCHILD ELEMENT
	13		1	51 41 5A	1	ELEMENT FLÈCHE	ELEMENT BOOM	AUSLEGER ELEMENT
	14		1	51 41 6A	1	ELEMENT BEC DE FLÈCHE	ELEMENT INTERMEDIATE BOOM	BESCHICKERAUSLEGER ELEMENT
	15		1	51 42 1A	1	ELEMENT BRAS	ELEMENT ARM	ARM ELEMENT
	16		1	51 41 8A	1	ELEMENT GODET	ELEMENT BUCKET	LOEFFEL ELEMENT
	17		1	51 41 9A	1	ELEMENT ACCESSOIRES	ELEMENT ACCESSORIES	ZUSATZKREIS ELEMENT
	18	536A0173	1		1	PLAQUE	PLATE	PLATTE
	19		1	CHC M12X130	3	VIS	SCREW	SCHRAUBE
	20	4040155	1	22	3	JOINT TORIQUE	O-RING	O-RING
	21	4040248	1	22	1	JOINT TORIQUE	O-RING	O-RING
	22	536A0169			1	POCHETTE DE JOINTS	SEAL (KIT)	DICHTRING (BAUSATZ)

DISTRIBUTEUR : ÉLÉMENT D'ENTRÉE
DISTRIBUTOR: INLET ELEMENT
VERTEILER : EINGANGSELEMENT

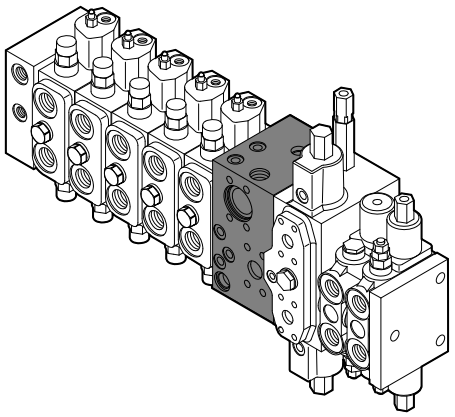

1	536A0207
2	536A0175
3	536A0185
4	536A0186
5	536A0176
8	536A0187
9	536A0179
10	536A0181
11	536A0180
12	536A0182
13	536A0183
14	536A0178
15	536A0177
16	536A0184
17	4040309
18	536A0165

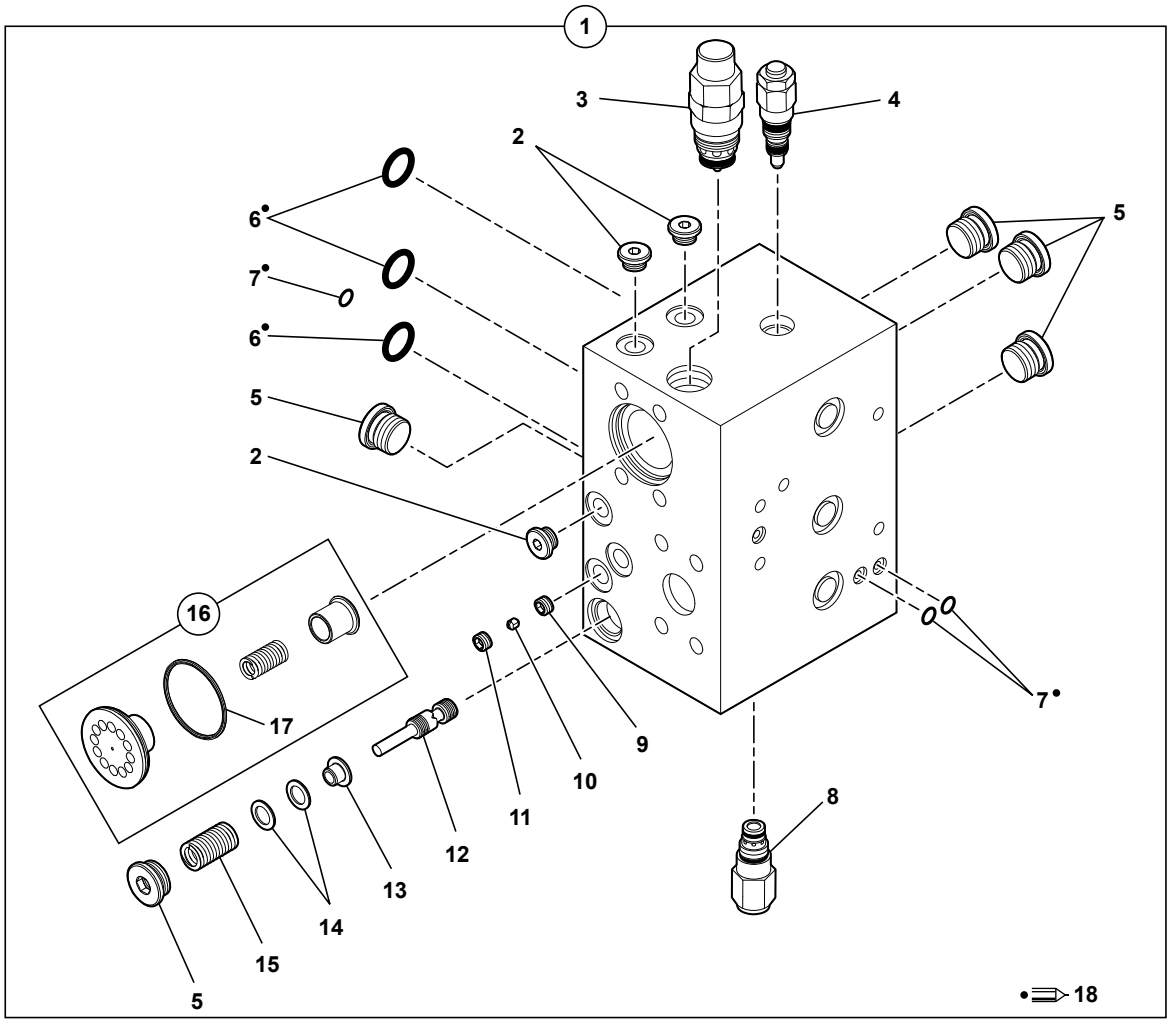

714MW_5400703_51_41_1A.eps

DISTRIBUTEUR : ELEMENT D'ENTREE
DISTRIBUTOR: INLET ELEMENT
VERTEILER : EINGANGSELEMENT

*	1	536A0207		1	ELEMENT D'ENTREE	INLET ELEMENT	EINGANGSELEMENT
	2	536A0175	1	3	BOUCHON	PLUG	VERSCHL.STOPFEN
	3	536A0185	1	1	LIMITEUR DE PRESSION	PRESSURE RELIEF VALVE	DRUCKBEGREN-ZUNGSVENTIL
	4	536A0186	1	1	LIMITEUR LS	LS RELIEF VALVE	LS BEGRENZUNGSV.
	5	536A0176	1	5	BOUCHON	PLUG	VERSCHL.STOPFEN
	6	4040042	1	3	JOINT TORIQUE	O-RING	O-RING
	7	4040306	1	3	JOINT TORIQUE	O-RING	O-RING
	8	536A0187	1	1	REGULATEUR DE DEBIT	FLOW REGULATOR	STROMREGELVENTIL
	9	536A0179	1	1	SIEGE DE SOUPAPE	VALVE SEAT	VENTILSITZ
	10	536A0181	1	1	GICLEUR	NOZZLE	SPRITZDUESE
	11	536A0180	1	1	SIEGE DE SOUPAPE	VALVE SEAT	VENTILSITZ
	12	536A0182	1	1	PISTON	PISTON	KOLBEN
	13	536A0183	1	1	COUVERCLE A RESSORT	SPRING CAP	FEDERTELLER
	14	536A0178	1	2	RONDELLE	WASHER	UNTERLEGSCHEIBE
	15	536A0177	1	1	RESSORT	SPRING	FEDER
	16	536A0184	1	1	CLAPET	POPPET	RUECKSCHL.VENTIL
	17	4040309	1	1	JOINT TORIQUE	O-RING	O-RING
	18	536A0165		1	POCHETTE DE JOINTS	SEAL (KIT)	DICHTRING (BAUSATZ)

DISTRIBUTEUR : ÉLÉMENT TRANSLATION
DISTRIBUTOR: ELEMENT TRANSLATION
VERTEILER : ÜBERTRAGUNGSELEMENT

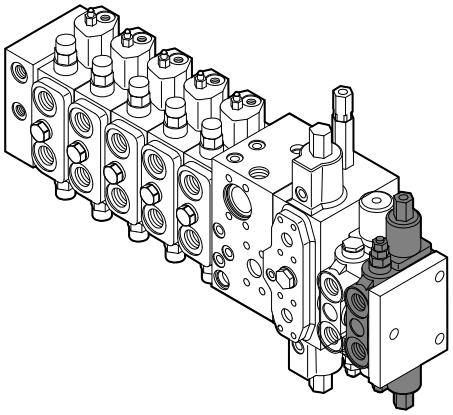

1	536A0204
2	536A0205
3	4040297
4	4040296
5	4040108
6	536A0108
7	536A0103
8	
9	536A0109
10	536A0098
13	4040301
14	4040295
15	536A0169

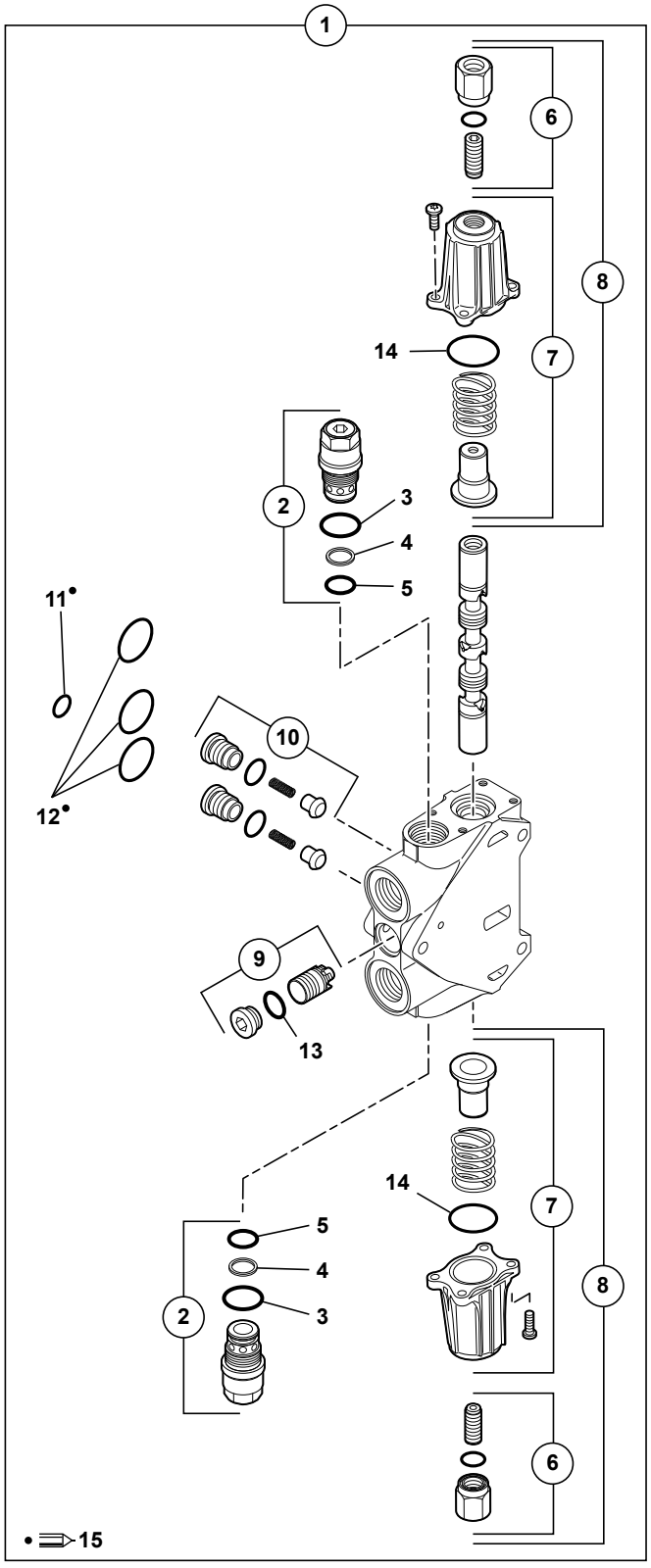

714MW_5400703_51_41_2A.eps

DISTRIBUTEUR : ELEMENT TRANSLATION
DISTRIBUTOR: ELEMENT TRANSLATION
VERTEILER : UBERTRAGUNGSELEMENT

1	536A0204			1	ELEMENT TRANSLATION	ELEMENT TRANSLATION	UBERTRAGUNGSELEMENT
2	536A0205	1		2	CLAPET ANTI-RETOUR	CHECK VALVE	RUECKSCHLAGVENTIL
3	4040297	1		2	JOINT TORIQUE	O-RING	O-RING
4	4040296	1		2	ANTI-EXTRUSION	THRUST RING	STUTZRING
5	4040108	1		2	JOINT TORIQUE	O-RING	O-RING
6	536A0108	1		2	KIT DE REGLAGE COMPLEMENTAIRE	COMPLEMENTARY REGULATION KIT	ERGAENZENDER REGELBAUSATZ
7	536A0103	1		2	KIT DE CDE HYDR. (ELEMENTS)	HYDR. OPERATION KIT (ELEMENTS)	HYDR.STEUEREINH. (ELEMENTS)
8		1		2	KIT DE CDE HYDR. (ELEMENTS)	HYDR. OPERATION KIT (ELEMENTS)	HYDR.STEUEREINH. (ELEMENTS)
9	536A0109	1		1	KIT DE BALANCE	PRESSURE COMPENSATOR	DRUCKWAAGENBAUSATZ
10	536A0098	1		2	KIT CLAPET ANTI-RETOUR	CHECK VALVE KIT	RUECKSCHLAGVENTIL-BAUSATZ
11	4040248	1	15	1	JOINT TORIQUE	O-RING	O-RING
12	4040155	1	15	3	JOINT TORIQUE	O-RING	O-RING
13	4040301	1		1	JOINT TORIQUE	O-RING	O-RING
14	4040295	1		2	JOINT TORIQUE	O-RING	O-RING
15	536A0169			1	POCHETTE DE JOINTS	SEAL (KIT)	DICHTRING (BAUSATZ)

DISTRIBUTEUR : ÉLÉMENT ORIENTATION
DISTRIBUTOR: SLEWING ELEMENT
VERTEILER : SCHWENKUNGELEMENT

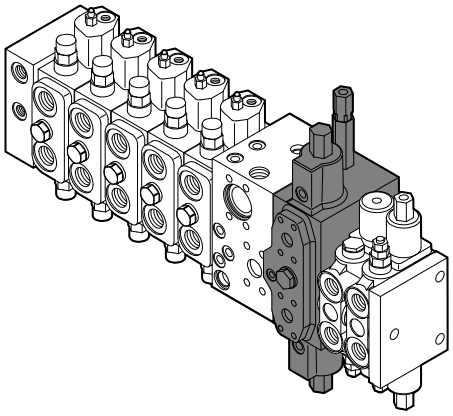

1	536A0206
2	
3	536A0192
4	536A0194
5	536A0193
6	536A0175
7	536A0190
8	536A0191
9	
10	
11	
12	4040196
13	536A0189
16	4040308
17	536A0166

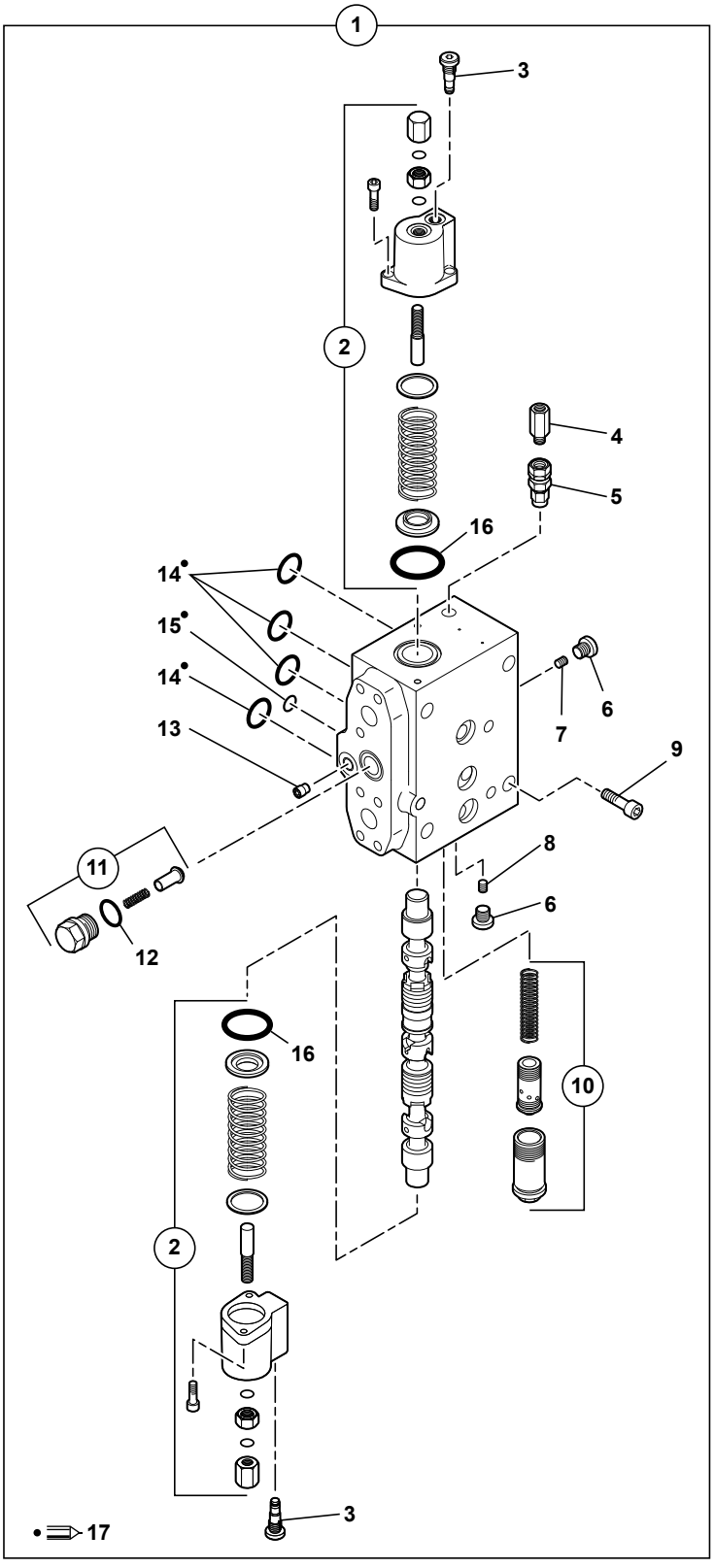

714MW_5400703_51_41_3A.eps

DISTRIBUTEUR : ELEMENT ORIENTATION
DISTRIBUTOR: SLEWING ELEMENT
VERTEILER : SCHWENKUNGELEMENT

1	536A0206				1	ELEMENT ORIENTATION	SLEWING ELEMENT	SCHWENKUNGELEMENT
2		1			2			
3	536A0192	1			2	CLAPET ANTIRETOUR AVEC ETRANGLEMENT	ONE-WAY RESTRICTOR	DROSSELRUCKSCHLAG-VENTIL
4	536A0194	1			1	SUR-LIMITEUR	ON-LIMITING DEVICE	AUF- BEGRENZER
5	536A0193	1			1	LIMITEUR	LIMITER	SPARDUESE
6	536A0175	1			2	BOUCHON	PLUG	VERSCHL.STOPFEN
7	536A0190	1	Ø	1.5	1	GICLEUR	NOZZLE	SPRITZDUESE
8	536A0191	1	Ø	0.7	1	GICLEUR	NOZZLE	SPRITZDUESE
9		1		CHC M10X85	4	VIS	SCREW	SCHRAUBE
10		1			1			
11		1			1			
12	4040196	1			1	JOINT TORIQUE	O-RING	O-RING
13	536A0189	1			1	SOUPAPE	VALVE	VENTIL
14	4040030	1		17	4	JOINT TORIQUE	O-RING	O-RING
15	4040307	1		17	1	JOINT TORIQUE	O-RING	O-RING
16	4040308	1			2	JOINT TORIQUE	O-RING	O-RING
17	536A0166				1	POCHETTE DE JOINTS	SEAL (KIT)	DICHTRING (BAUSATZ)

DISTRIBUTEUR : ÉLÉMENT STABILISATEUR / LAME BULL
DISTRIBUTOR: ELEMENT STABILISER / BULL BLADE
VERTEILER : STABILISATOR / PLANIERSCHILD ELEMENT

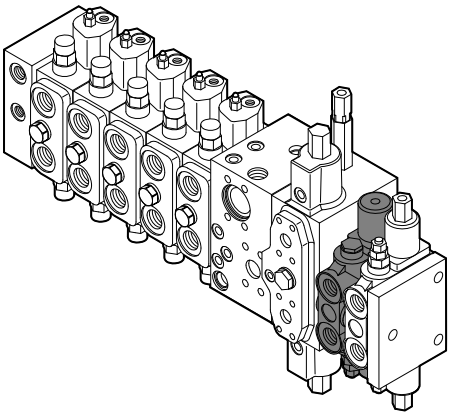

1	
2	536A0195
3	4040297
4	4040296
5	4040108
6	536A0169
7	
8	536A0170
9	536A0109
10	536A0098
13	4040301
14	4040295

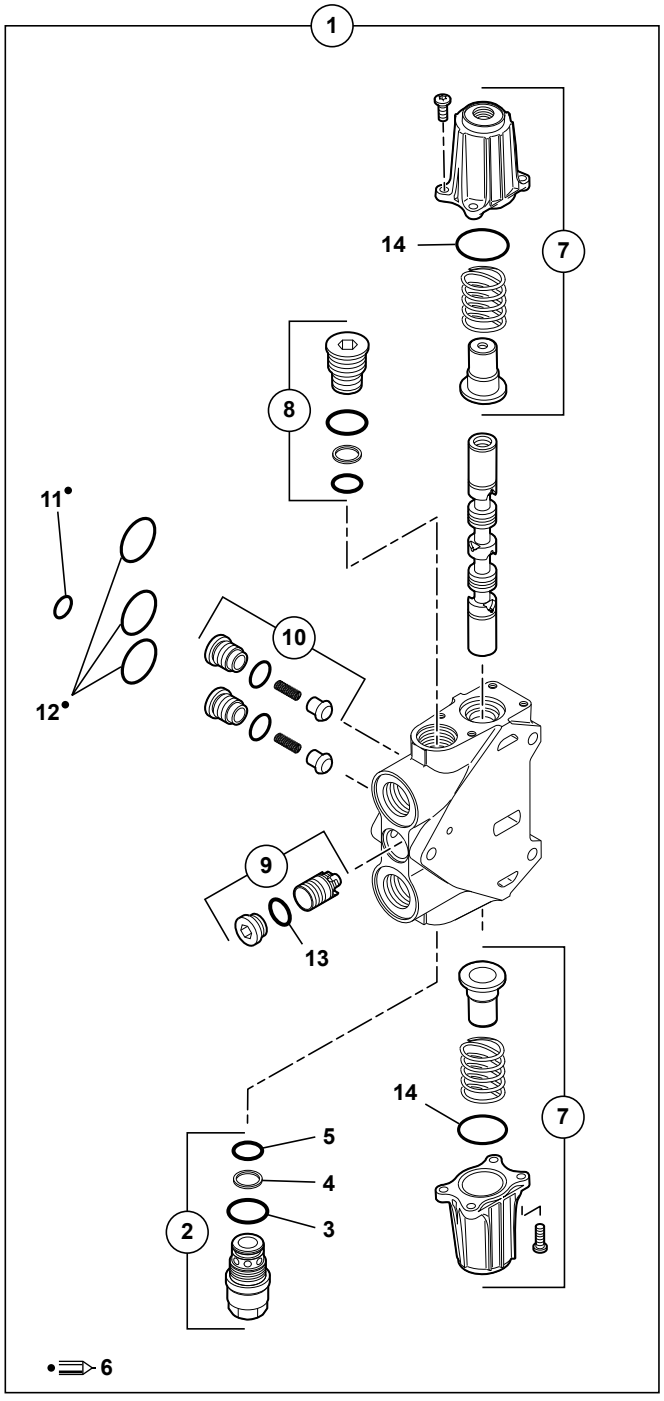

714MW_5400703_51_41_4A.eps

DISTRIBUTEUR : ELEMENT STABILISATEUR/LAME BULL
DISTRIBUTOR: ELEMENT STABILISER/BULL BLADE
VERTEILER : STABILISATOR/PLANIERSCHILD ELEMENT

	1			1	ELEMENT STABILISA-TEUR/LAME BULL	ELEMENT STABILISER /BULL BLADE	STABILISATOR/PLANIER -SCHILD ELEMENT
	2 536A0195	1		1	LIMITEUR DE PRESSION	PRESSURE RELIEF VALVE	DRUCKBEGREN-ZUNGSVENTIL
	3 4040297	1		1	JOINT TORIQUE	O-RING	O-RING
	4 4040296	1		1	ANTI-EXTRUSION	THRUST RING	STUTZRING
	5 4040108	1		1	JOINT TORIQUE	O-RING	O-RING
*	6 536A0169			1	POCHETTE DE JOINTS	SEAL (KIT)	DICHTRING (BAUSATZ)
	7	1		2	KIT DE CDE HYDR. (ELEMENTS)	HYDR. OPERATION KIT (ELEMENTS)	HYDR.STEUEREINH. (ELEMENTS)
*	8 536A0170	1		1	BOUCHON	PLUG	VERSCHL.STOPFEN
	9 536A0109	1		1	KIT DE BALANCE	PRESSURE COMPENSATOR	DRUCKWAAGENBAUSATZ
	10 536A0098	1		2	KIT CLAPET ANTI-RETOUR	CHECK VALVE KIT	RUECKSCHLAGVENTIL-BAUSATZ
	11 4040248	1	6	1	JOINT TORIQUE	O-RING	O-RING
	12 4040155	1	6	3	JOINT TORIQUE	O-RING	O-RING
	13 4040301	1		1	JOINT TORIQUE	O-RING	O-RING
	14 4040295	1		2	JOINT TORIQUE	O-RING	O-RING

DISTRIBUTEUR : ÉLÉMENT FLÈCHE
DISTRIBUTOR: ELEMENT BOOM
VERTEILER : AUSLEGER ELEMENT

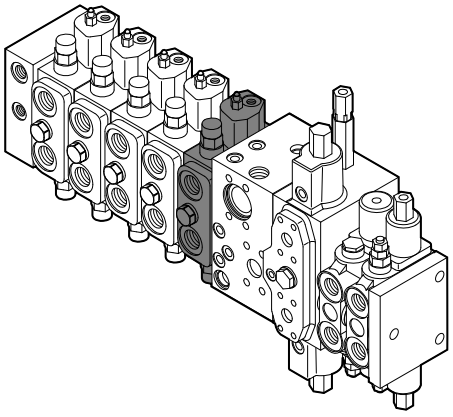

1	536A0198
2	536A0195
3	
4	
5	
6	
7	4040117
8	536A0197
11	
12	536A0167
13	536A0196
14	536A0211

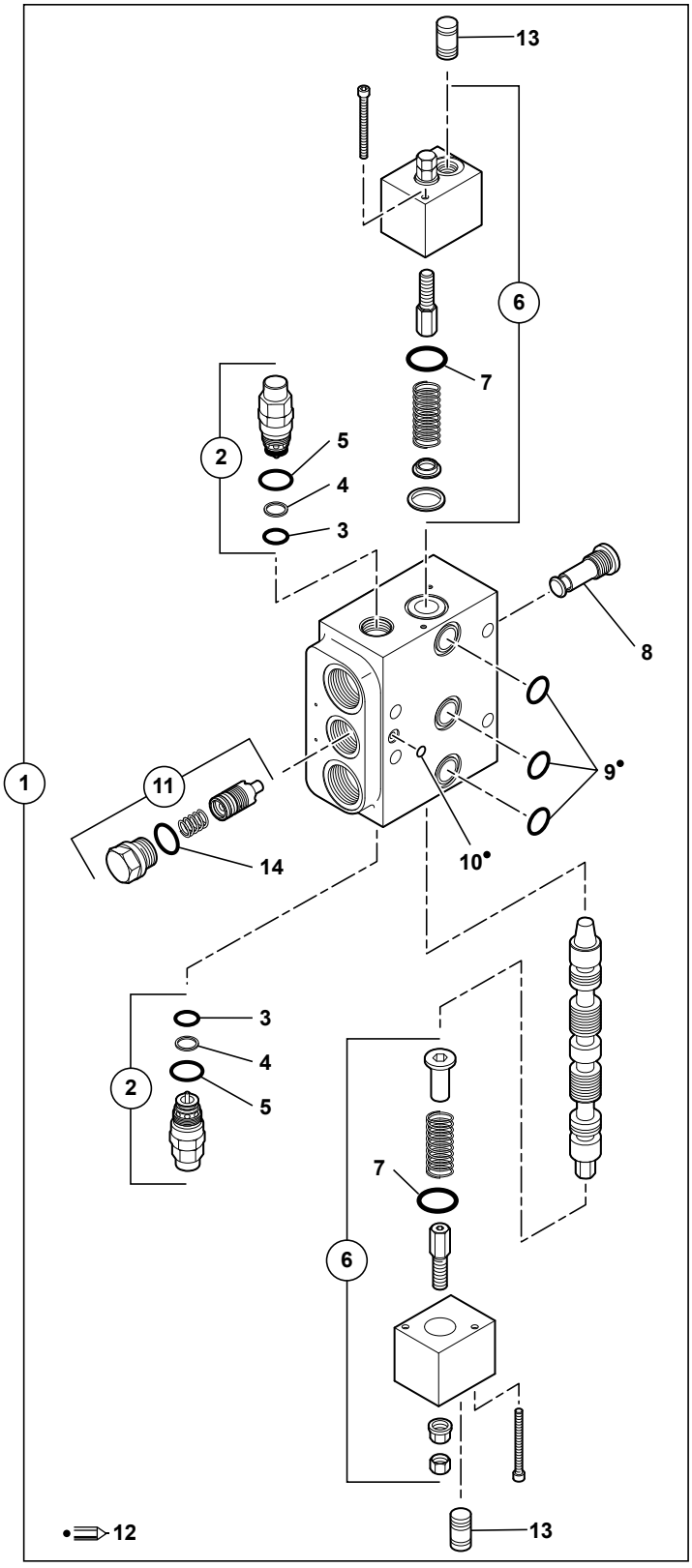

714MW_5400703_51_41_5A.eps

DISTRIBUTEUR : ELEMENT FLÈCHE
DISTRIBUTOR: ELEMENT BOOM
VERTEILER : AUSLEGER ELEMENT

1	536A0198			1	ELEMENT FLÈCHE	ELEMENT BOOM	AUSLEGER ELEMENT
2	536A0195	1		2	LIMITEUR DE PRESSION	PRESSURE RELIEF VALVE	DRUCKBEGREN-ZUNGSVENTIL
3		1		2	JOINT TORIQUE	O-RING	O-RING
4		1		2	ANTI-EXTRUSION	THRUST RING	STUTZRING
5		1		2	JOINT TORIQUE	O-RING	O-RING
6		1		2	KIT DE CDE HYDR. (ELEMENTS)	HYDR. OPERATION KIT (ELEMENTS)	HYDR.STEUEREINH. (ELEMENTS)
7	4040117	1		2	JOINT TORIQUE	O-RING	O-RING
8	536A0197	1		1	SOUPAPE	VALVE	VENTIL
9	4040042	1	12	3	JOINT TORIQUE	O-RING	O-RING
10	4040240	1	12	1	JOINT TORIQUE	O-RING	O-RING
11		1		1	KIT DE BALANCE	PRESSURE COMPENSATOR	DRUCKWAAGENBAUSATZ
12	536A0167			1	POCHETTE DE JOINTS	SEAL (KIT)	DICHTRING (BAUSATZ)
13	536A0196	1		2	CLAPET ANTIRETOUR AVEC ETRANGLEMENT	ONE-WAY RESTRICTOR	DROSSELRUCKSCHLAG-VENTIL
14	536A0211	11		1	JOINT TORIQUE	O-RING	O-RING

DISTRIBUTEUR : ÉLÉMENT BEC DE FLÈCHE
DISTRIBUTOR: ELEMENT INTERMEDIATE BOOM
VERTEILER : BESCHICKERAUSLEGER ELEMENT

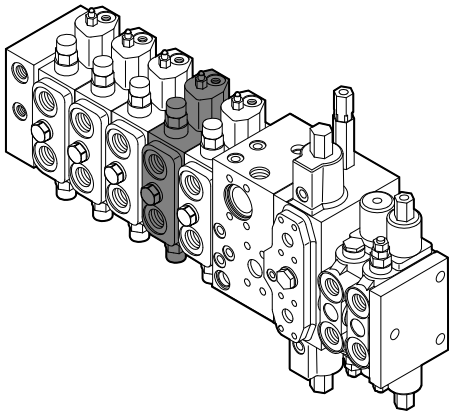

1	536A0199
2	536A0195
3	
4	
5	
6	
7	4040117
8	536A0197
11	
12	536A0167
13	536A0196
14	536A0211

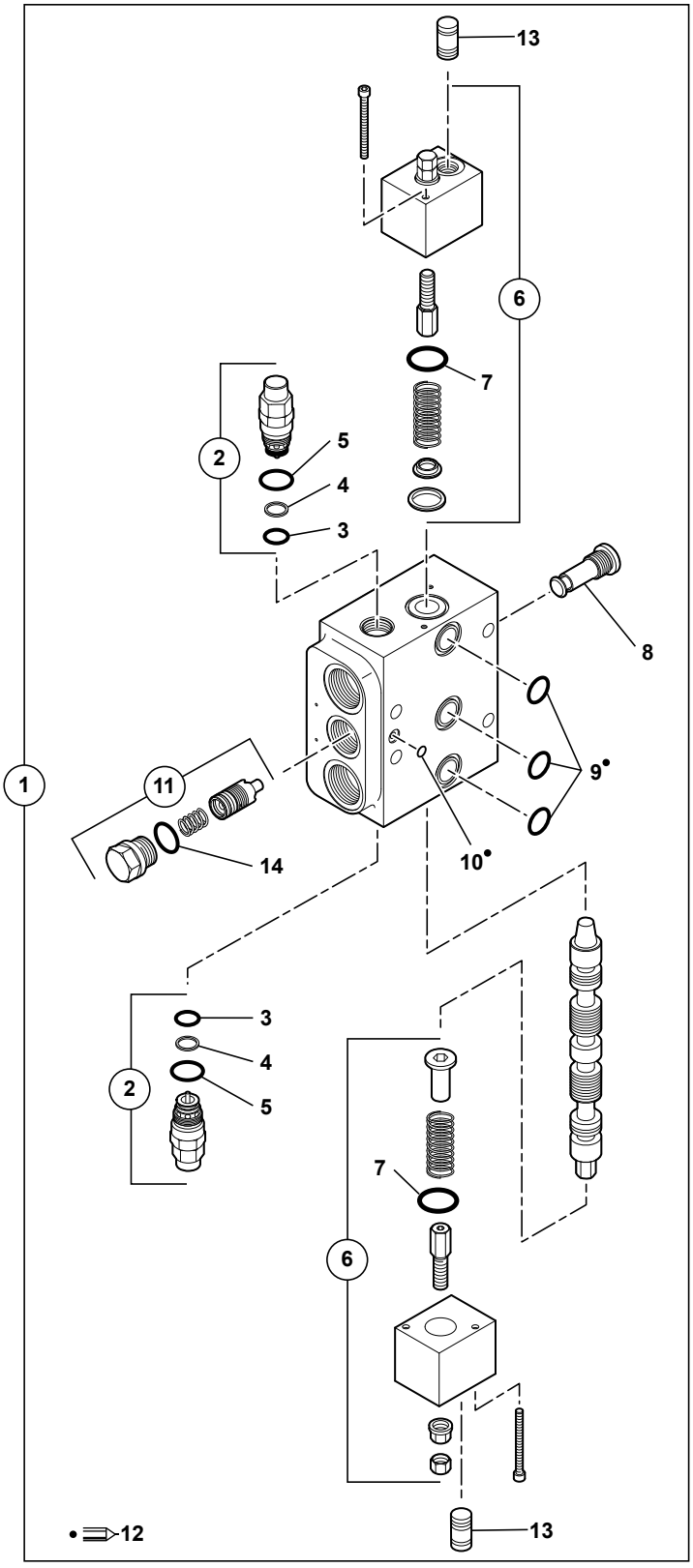

714MW_5400703_51_41_6A.eps

DISTRIBUTEUR : ELEMENT BEC DE FLÈCHE
DISTRIBUTOR: ELEMENT INTERMEDIATE BOOM
VERTEILER : BESCHICKERAUSLEGER ELEMENT

1	536A0199			1	ELEMENT BEC DE FLÈCHE	ELEMENT INTERMEDIATE BOOM	BESCHICKERAUSLEGER ELEMENT
2	536A0195	1		2	LIMITEUR DE PRESSION	PRESSURE RELIEF VALVE	DRUCKBEGREN-ZUNGSVENTIL
3		1		2	JOINT TORIQUE	O-RING	O-RING
4		1		2	ANTI-EXTRUSION	THRUST RING	STUTZRING
5		1		2	JOINT TORIQUE	O-RING	O-RING
6		1		2	KIT DE CDE HYDR. (ELEMENTS)	HYDR. OPERATION KIT (ELEMENTS)	HYDR.STEUEREINH. (ELEMENTS)
7	4040117	1		2	JOINT TORIQUE	O-RING	O-RING
8	536A0197	1		1	SOUPAPE	VALVE	VENTIL
9	4040042	1	12	3	JOINT TORIQUE	O-RING	O-RING
10	4040240	1	12	1	JOINT TORIQUE	O-RING	O-RING
11		1		1	KIT DE BALANCE	PRESSURE COMPENSATOR SEAL (KIT)	DRUCKWAAGENBAUSATZ DICHTRING (BAUSATZ)
12	536A0167			1	POCHETTE DE JOINTS		
13	536A0196	1		2	CLAPET ANTIRETOUR AVEC ETRANGLEMENT	ONE-WAY RESTRICTOR	DROSSELRUCKSCHLAG-VENTIL
14	536A0211	11		1	JOINT TORIQUE	O-RING	O-RING

DISTRIBUTEUR : ÉLÉMENT BRAS
DISTRIBUTOR: ELEMENT ARM
VERTEILER : ARM ELEMENT

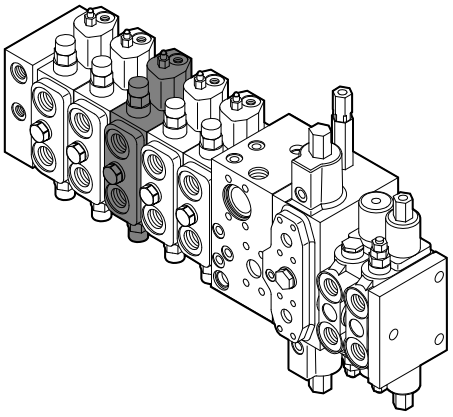

1	536A0200
2	536A0195
3	
4	
5	
6	
7	4040117
8	536A0197
11	
12	536A0167
13	536A0196
14	536A0211

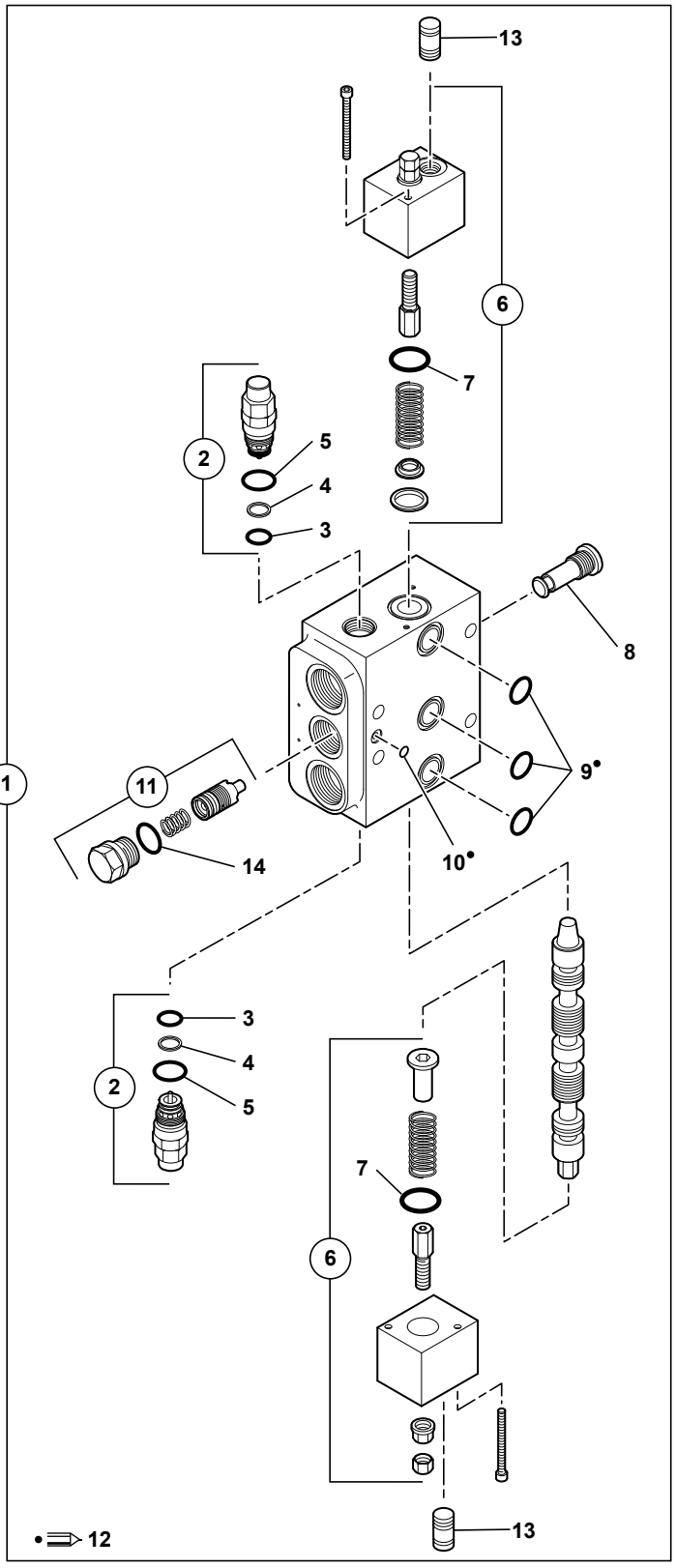

714MW_5400703_51_41_7A.eps

DISTRIBUTEUR : ELEMENT BRAS
DISTRIBUTOR: ELEMENT ARM
VERTEILER : ARM ELEMENT

1	536A0200			1	ELEMENT BRAS	ELEMENT ARM	ARM ELEMENT
2	536A0195	1		2	LIMITEUR DE PRESSION	PRESSURE RELIEF VALVE	DRUCKBEGREN-ZUNGSVENTIL
3		1		2	JOINT TORIQUE	O-RING	O-RING
4		1		2	ANTI-EXTRUSION	THRUST RING	STUTZRING
5		1		2	JOINT TORIQUE	O-RING	O-RING
6		1		2	KIT DE CDE HYDR. (ELEMENTS)	HYDR. OPERATION KIT (ELEMENTS)	HYDR.STEUEREINH. (ELEMENTS)
7	4040117	1		2	JOINT TORIQUE	O-RING	O-RING
8	536A0197	1		1	SOUPAPE	VALVE	VENTIL
9	4040042	1	12	3	JOINT TORIQUE	O-RING	O-RING
10	4040240	1	12	1	JOINT TORIQUE	O-RING	O-RING
11		1		1	KIT DE BALANCE	PRESSURE COMPENSATOR	DRUCKWAAGENBAUSATZ
12	536A0167			1	POCHETTE DE JOINTS	SEAL (KIT)	DICHTRING (BAUSATZ)
13	536A0196	1		2	CLAPET ANTIRETOUR AVEC ETRANGLEMENT	ONE-WAY RESTRICTOR	DROSSELRUCKSCHLAG-VENTIL
14	536A0211	11		1	JOINT TORIQUE	O-RING	O-RING

DISTRIBUTEUR : ÉLÉMENT GODET
DISTRIBUTOR: ELEMENT BUCKET
VERTEILER : LÖFFEL ELEMENT

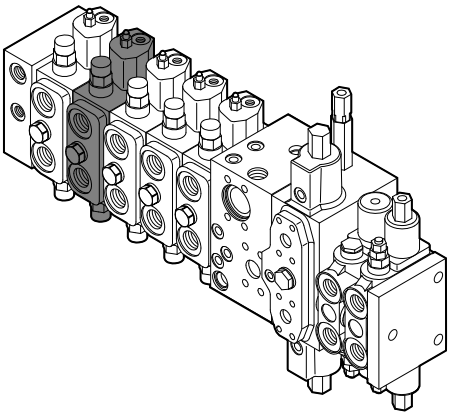

1	536A0201
2	536A0195
3	
4	
5	
6	
7	4040117
8	536A0197
11	
12	536A0167
13	536A0196
14	536A0211

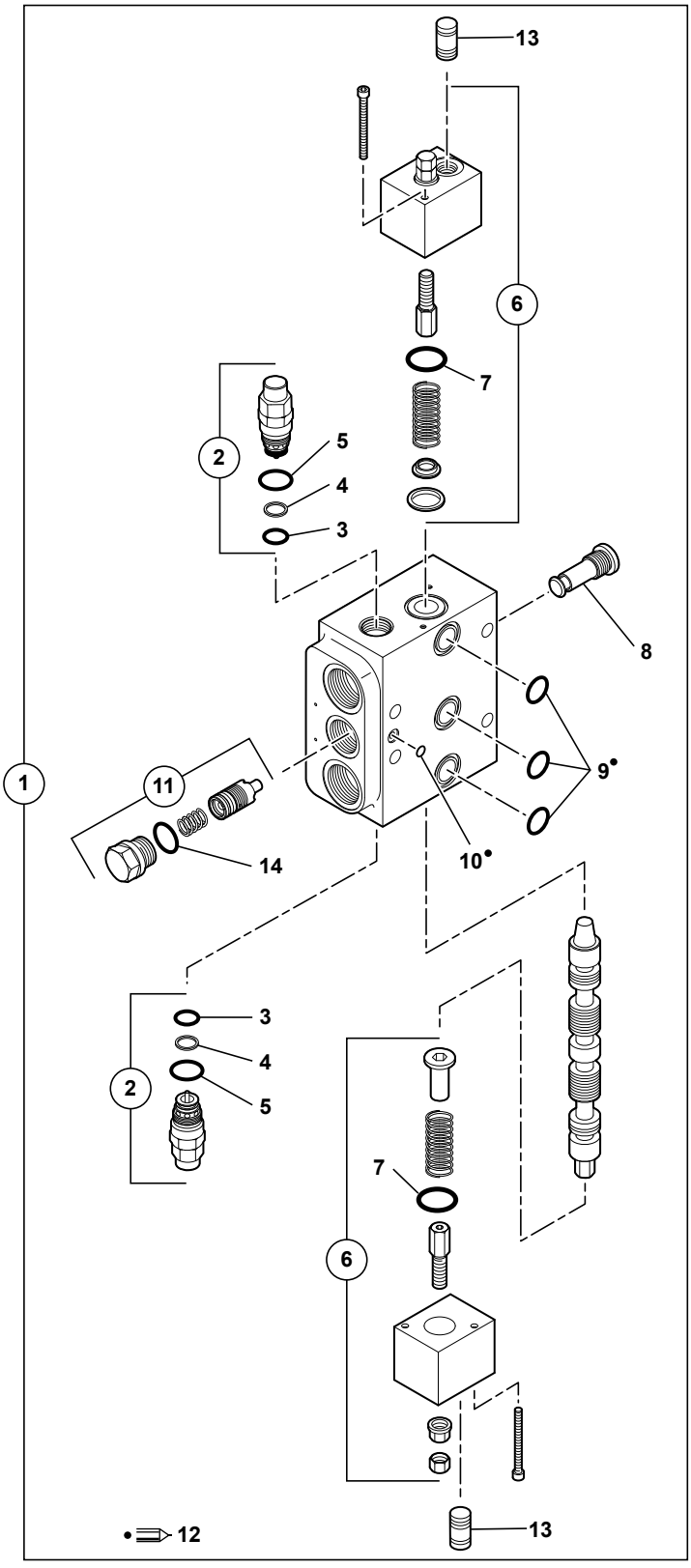

714MW_5400703_51_41_8A.eps

DISTRIBUTEUR : ELEMENT GODET
DISTRIBUTOR: ELEMENT BUCKET
VERTEILER : LOEFFEL ELEMENT

1	536A0201			1	ELEMENT GODET	ELEMENT BUCKET	LOEFFEL ELEMENT
2	536A0195	1		2	LIMITEUR DE PRESSION	PRESSURE RELIEF VALVE	DRUCKBEGREN-ZUNGSVENTIL
3		1		2	JOINT TORIQUE	O-RING	O-RING
4		1		2	ANTI-EXTRUSION	THRUST RING	STUTZRING
5		1		2	JOINT TORIQUE	O-RING	O-RING
6		1		2	KIT DE CDE HYDR. (ELEMENTS)	HYDR. OPERATION KIT (ELEMENTS)	HYDR.STEUEREINH. (ELEMENTS)
7	4040117	1		2	JOINT TORIQUE	O-RING	O-RING
8	536A0197	1		1	SOUPAPE	VALVE	VENTIL
9	4040042	1	12	3	JOINT TORIQUE	O-RING	O-RING
10	4040240	1	12	1	JOINT TORIQUE	O-RING	O-RING
11		1		1	KIT DE BALANCE	PRESSURE COMPENSATOR	DRUCKWAAGENBAUSATZ
12	536A0167			1	POCHETTE DE JOINTS	SEAL (KIT)	DICHTRING (BAUSATZ)
13	536A0196	1		2	CLAPET ANTIRETOUR AVEC ETRANGLEMENT	ONE-WAY RESTRICTOR	DROSSELRUCKSCHLAG-VENTIL
14	536A0211	11		1	JOINT TORIQUE	O-RING	O-RING

DISTRIBUTEUR : ÉLÉMENT ACCESSOIRES
DISTRIBUTOR: ELEMENT ACCESSORIES
VERTEILER : ZUSATZKREIS ELEMENT

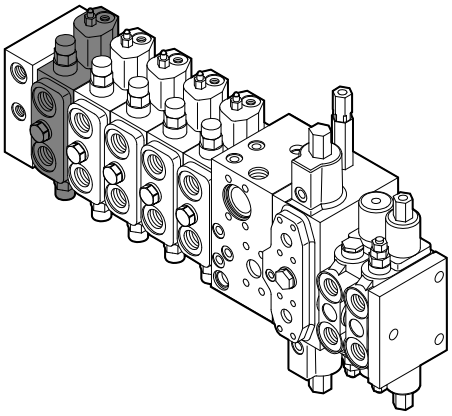

1	536A0202
2	536A0195
3	
4	
5	
6	
7	4040117
8	536A0197
11	
12	536A0167
13	536A0211

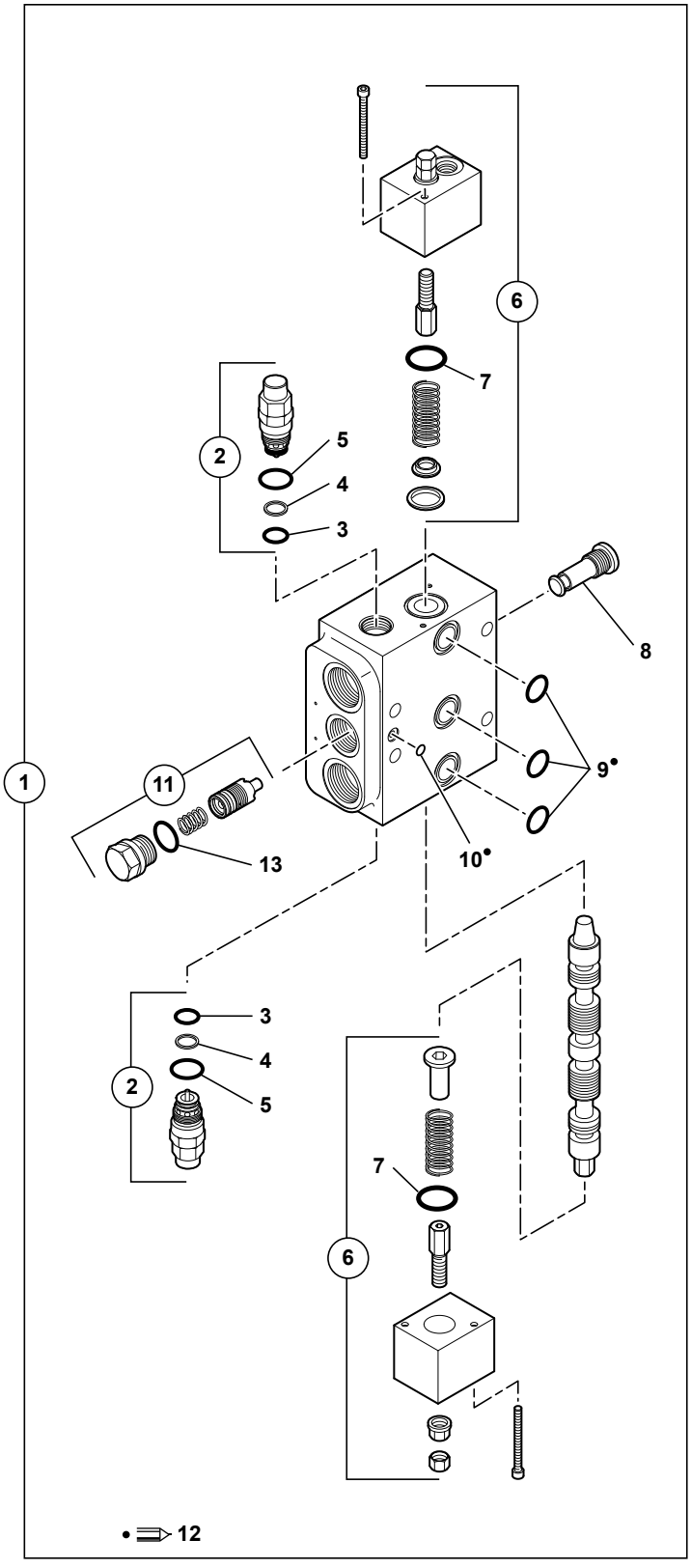

714MW_5400703_51_41_9A.eps

DISTRIBUTEUR : ELEMENT ACCESSOIRES
DISTRIBUTOR: ELEMENT ACCESSORIES
VERTEILER : ZUSATZKREIS ELEMENT

1	536A0202			1	ELEMENT ACCESSOIRES	ELEMENT ACCESSORIES	ZUSATZKREIS ELEMENT
2	536A0195	1		2	LIMITEUR DE PRESSION	PRESSURE RELIEF VALVE	DRUCKBEGREN-ZUNGSVENTIL
3		1		2	JOINT TORIQUE	O-RING	O-RING
4		1		2	ANTI-EXTRUSION	THRUST RING	STUTZRING
5		1		2	JOINT TORIQUE	O-RING	O-RING
6		1		2	KIT DE CDE HYDR. (ELEMENTS)	HYDR. OPERATION KIT (ELEMENTS)	HYDR.STEUEREINH. (ELEMENTS)
7	4040117	1		2	JOINT TORIQUE	O-RING	O-RING
8	536A0197	1		1	SOUPAPE	VALVE	VENTIL
9	4040042	1	12	3	JOINT TORIQUE	O-RING	O-RING
10	4040240	1	12	1	JOINT TORIQUE	O-RING	O-RING
11		1		1	KIT DE BALANCE	PRESSURE COMPENSATOR	DRUCKWAAGENBAUSATZ
12	536A0167			1	POCHETTE DE JOINTS	SEAL (KIT)	DICHTRING (BAUSATZ)
13	536A0211	11		1	JOINT TORIQUE	O-RING	O-RING

DISTRIBUTEUR : ÉLÉMENT BRAS (PELLE)
DISTRIBUTOR: ELEMENT ARM (EXCAVATOR)
VERTEILER : ARM ELEMENT (BAGGER)

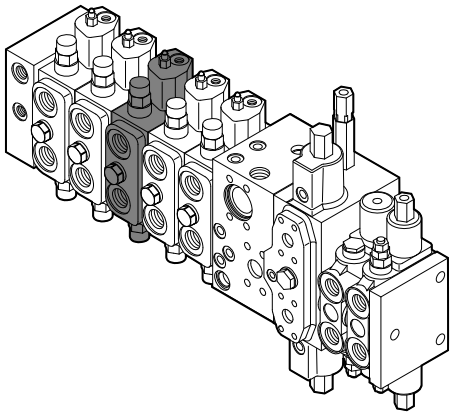

1	
2	536A0195
3	
4	
5	
6	
7	4040117
8	536A0197
11	
12	536A0167
13	536A0196
14	536A0211

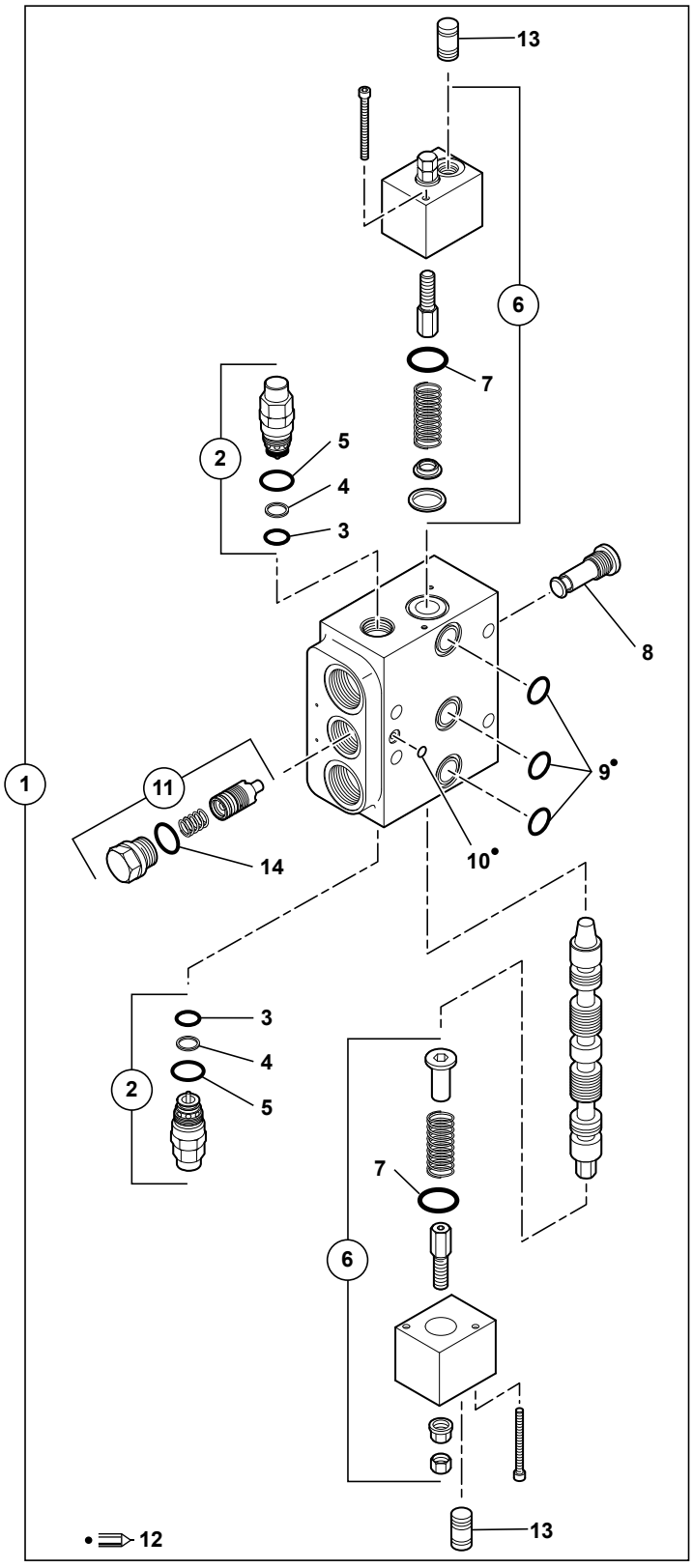

714MW_5400703_51_42_1A.eps

DISTRIBUTEUR : ELEMENT BRAS (PELLE)
DISTRIBUTOR: ELEMENT ARM (EXCAVATOR)
VERTEILER : ARM ELEMENT (BAGGER)

1				1	ELEMENT BRAS	ELEMENT ARM	ARM ELEMENT
2	536A0195	1		2	LIMITEUR DE PRESSION	PRESSURE RELIEF VALVE	DRUCKBEGREN-ZUNGSVENTIL
3		1		2	JOINT TORIQUE	O-RING	O-RING
4		1		2	ANTI-EXTRUSION	THRUST RING	STUTZRING
5		1		2	JOINT TORIQUE	O-RING	O-RING
6		1		2	KIT DE CDE HYDR. (ELEMENTS)	HYDR. OPERATION KIT (ELEMENTS)	HYDR.STEUEREINH. (ELEMENTS)
7	4040117	1		2	JOINT TORIQUE	O-RING	O-RING
8	536A0197	1		1	SOUPAPE	VALVE	VENTIL
9	4040042	1	12	3	JOINT TORIQUE	O-RING	O-RING
10	4040240	1	12	1	JOINT TORIQUE	O-RING	O-RING
11		1		1	KIT DE BALANCE	PRESSURE COMPENSATOR	DRUCKWAAGENBAUSATZ
12	536A0167			1	POCHETTE DE JOINTS	SEAL (KIT)	DICHTRING (BAUSATZ)
13	536A0196	1		2	CLAPET ANTIRETOUR AVEC ETRANGLEMENT	ONE-WAY RESTRICTOR	DROSSELRUCKSCHLAG-VENTIL
14	536A0211	11		1	JOINT TORIQUE	O-RING	O-RING

MANIPULATEUR : DROIT
CONTROL LEVER : RIGHT
STEUERHEBEL : RECHT

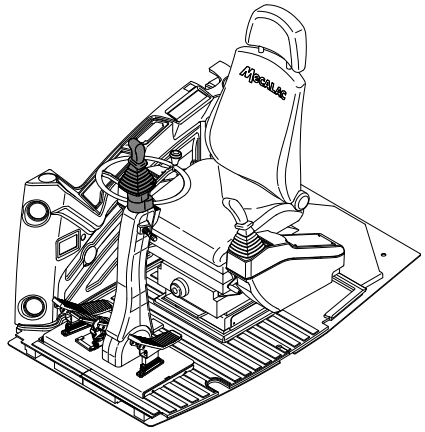

1	5360383 ▶
2	4290183
3	4460018
4	536A0090
5	536A0015
6	5080126
7	536A0034
8	536A0150
9	7410956
10	7415656
11	7410957
12	536A0152
13	536A0151
14	536A0017

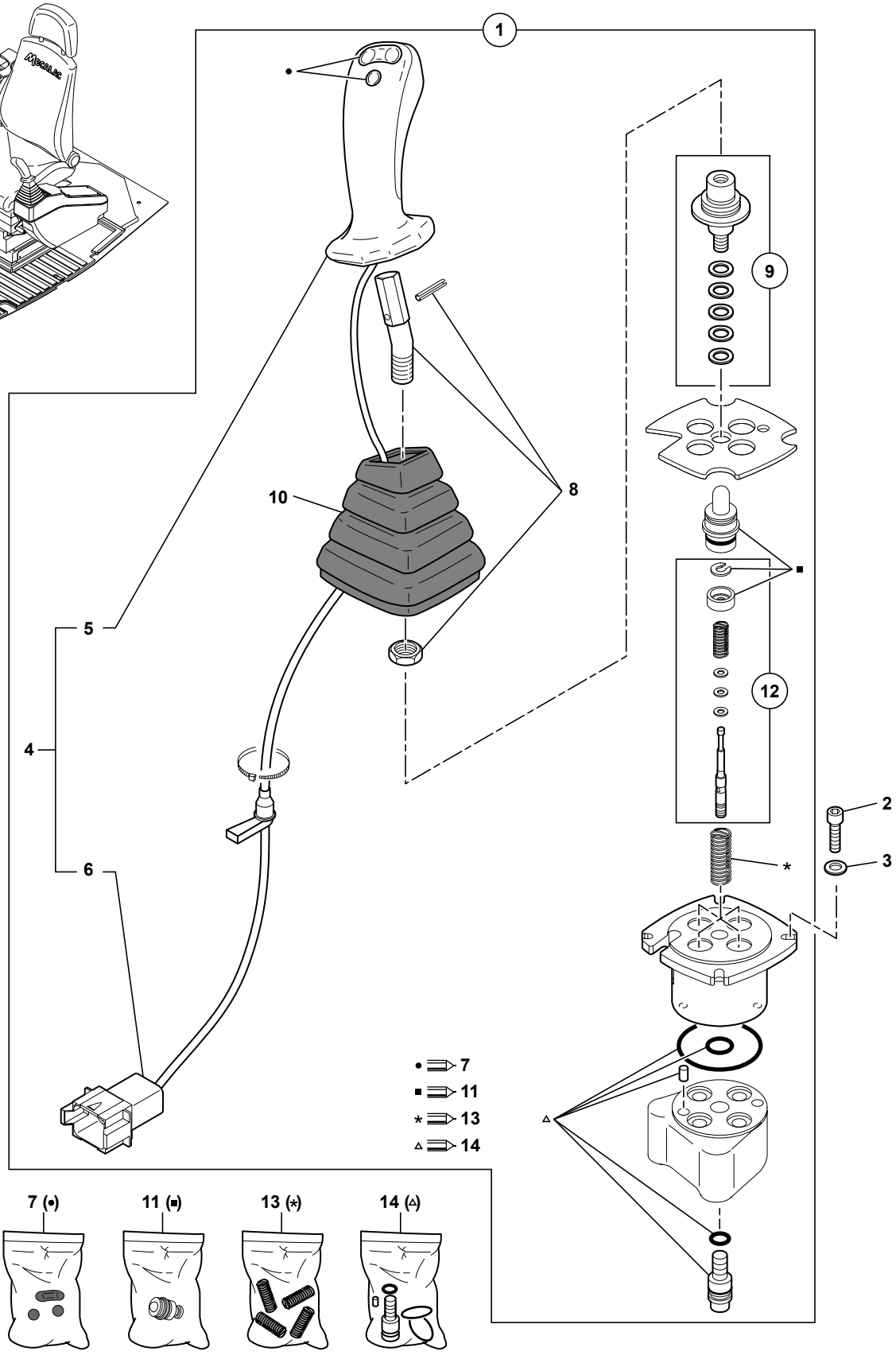

714MW_5400703_51_45_1A.eps

MANIPULATEUR : DROIT
CONTROL LEVER : RIGHT
STEUERHEBEL : RECHT

1	5360383	▶		1	MANIPULATEUR	CONTROL LEVER	STEUERHEBEL
2	4290183		CHC M6X16	4	VIS	SCREW	SCHRAUBE
3	4460018		MU6	4	RONDELLE	WASHER	UNTERLEGSCHEIBE
4	536A0090	1		1	POIGNEE	HANDLE	HANDGRIFF
5	536A0015	4		1	POIGNEE	HANDLE	HANDGRIFF
6	5080126	4		1	CONNECTEUR	CONNECTOR	STECKVERBINDER
7	536A0034	1		1	POCHETTE BOUTONS POUSSOIR	PUSH BUTTON KIT	DRUCKKNOPFSATZ
8	536A0150	1		1	LEVIER	LEVER ASS'Y	HEBEL
9	7410956	1		1	CARDAN	UNIVERSAL JOINT	GELENKWELLE
10	7415656	1		1	SOUFFLET	BELLOWS	FALTENBALG
11	7410957	1		4	POCHETTE REPARATION	REPAIR KIT	REPAR-SATZ
12	536A0152	1		4	UNITE DE REGULATION	REGULATING UNIT	REGELEINHEIT
* 13	536A0151	1		1	POCHETTE RESSORTS	SPRINGS SET	FEDER SATZ
14	536A0017	1		1	POCHETTE REPARATION	REPAIR KIT	REPAR-SATZ

MANIPULATEUR : GAUCHE
CONTROL LEVER : LEFT
STEUERHEBEL : LINKS

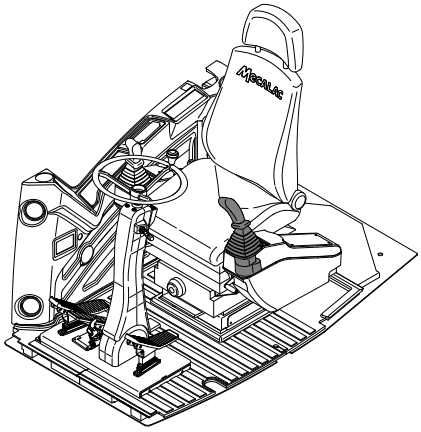

1	5360384
2	4290183
3	4460018
4	536A0090
5	536A0015
6	5080126
7	536A0034
8	536A0150
9	7410956
10	7415656
11	7410957
12	536A0152
13	536A0151
14	536A0017

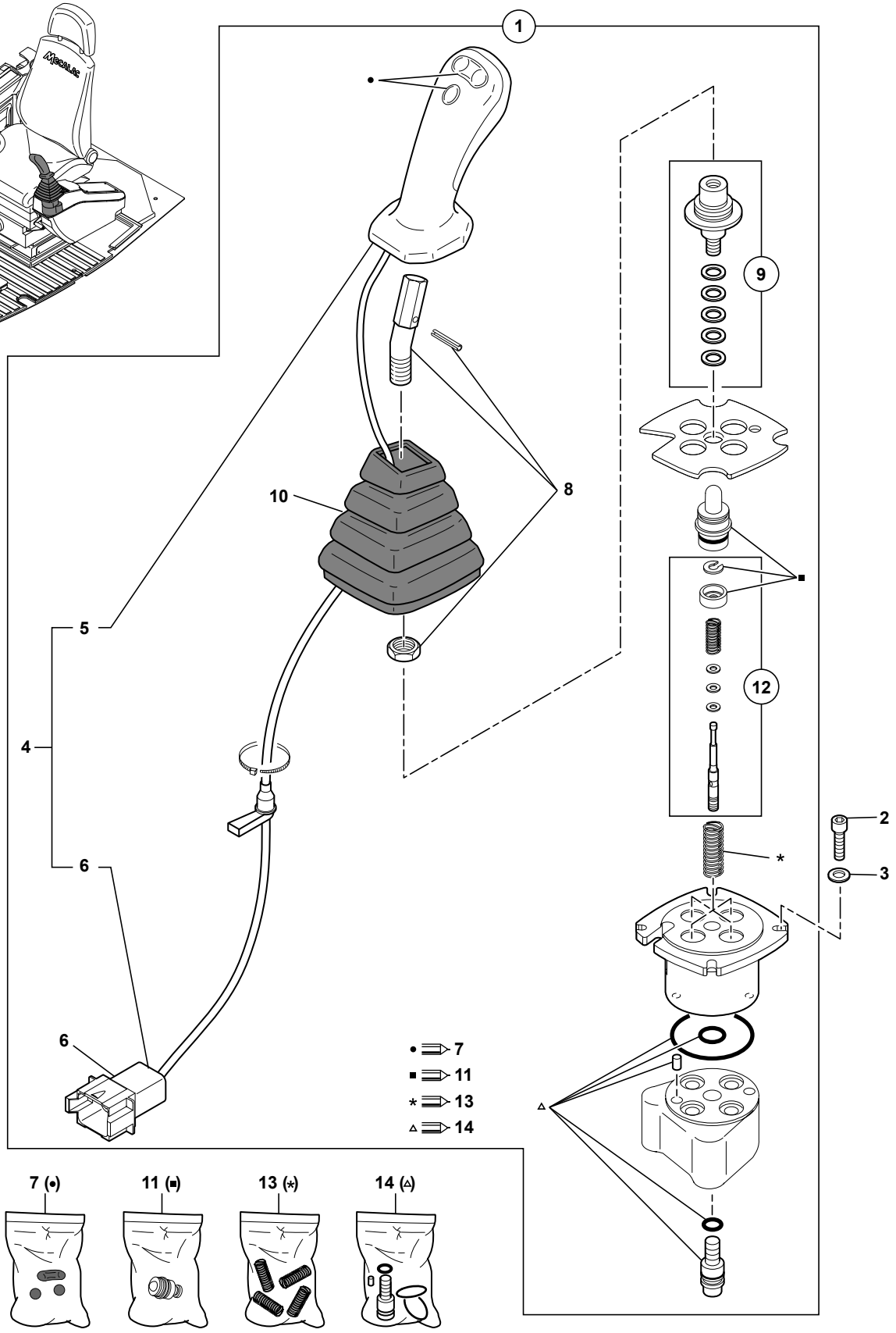

714MW_5400703_51_47_1A.eps

MANIPULATEUR : GAUCHE
CONTROL LEVER : LEFT
STEUERHEBEL : LINKS

1	5360384		◀		1	MANIPULATEUR	CONTROL LEVER	STEUERHEBEL
2	4290183			CHC M6X16	4	VIS	SCREW	SCHRAUBE
3	4460018			MU6	4	RONDELLE	WASHER	UNTERLEGSCHEIBE
4	536A0090	1			1	POIGNEE	HANDLE	HANDGRIFF
5	536A0015	4			1	POIGNEE	HANDLE	HANDGRIFF
6	5080126	4			1	CONNECTEUR	CONNECTOR	STECKVERBINDER
7	536A0034	1			1	POCHETTE BOUTONS POUSSOIR	PUSH BUTTON KIT	DRUCKKNOPFSATZ
8	536A0150	1			1	LEVIER	LEVER ASS'Y	HEBEL
9	7410956	1			1	CARDAN	UNIVERSAL JOINT	GELENKWELLE
10	7415656	1			1	SOUFFLET	BELLOWS	FALTENBALG
11	7410957	1			4	POCHETTE REPARATION	REPAIR KIT	REPAR-SATZ
12	536A0152	1			4	UNITE DE REGULATION	REGULATING UNIT	REGELEINHEIT
* 13	536A0151	1			1	POCHETTE RESSORTS	SPRINGS SET	FEDER SATZ
14	536A0017	1			1	POCHETTE REPARATION	REPAIR KIT	REPAR-SATZ

POMPE HYDRAULIQUE PRINCIPALE
HYDRAULIC PUMP PRINCIPAL
HYDRAULISCHE HAUPTPUMPE

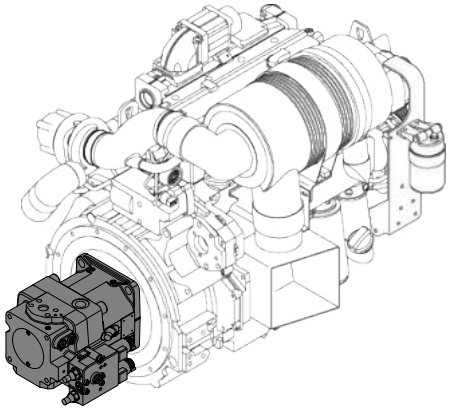

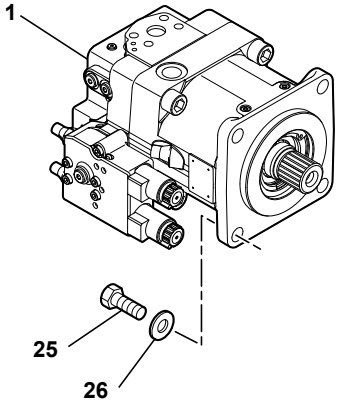

1	5350149
5	535A0194
13	535A0204
16	535A0201
17	535A0203
24	535A0199
25	4380103
26	4460058

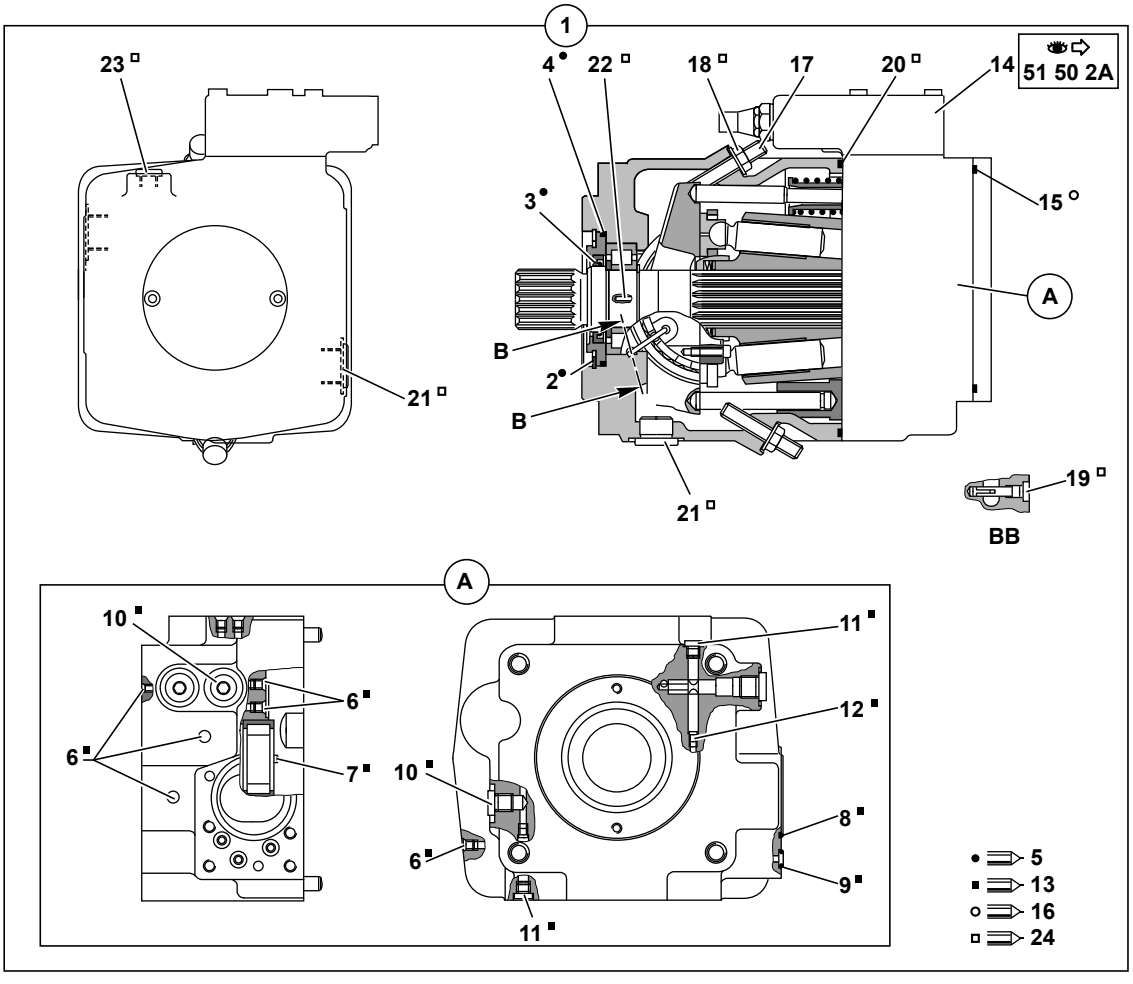

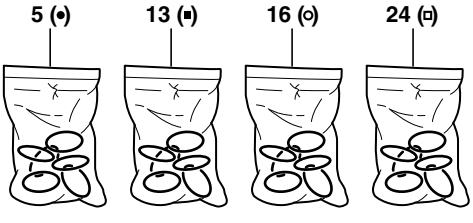

714MW_5400703_51_50_1A.eps

POMPE HYDRAULIQUE PRINCIPALE
HYDRAULIC PUMP PRINCIPAL
HYDRAULISCHE HAUPTPUMPE

1	5350149			1	POMPE HYDRAULIQUE	HYDRAULIC PUMP	HYDROPUMPE
2		1	5	1	CIRCLIP	CIRCLIP	SICHERUNGSRING
3		1	5	1	JOINT D'ARBRE	SHAFT SEAL	WELLENDICHTRING
4		1	5	1	JOINT TORIQUE	O-RING	O-RING
5	535A0194			1	POCHETTE DE JOINTS	SEAL (KIT)	DICHTRING (BAUSATZ)
6		1	13	5	BOUCHON	PLUG	VERSCHL.STOPFEN
7		1	13	1	GOUPILLE	PIN	STIFT
8		1	13	1	JOINT TORIQUE	O-RING	O-RING
9		1	13	3	JOINT	SEAL	DICHTRING
10		1	13	2	BOUCHON	PLUG	VERSCHL.STOPFEN
11		1	13	1	BOUCHON	PLUG	VERSCHL.STOPFEN
12		1	13	1	GICLEUR	NOZZLE	SPRITZDUESE
13	535A0204			1	POCHETTE DE JOINTS	SEAL (KIT)	DICHTRING (BAUSATZ)
14		1	51 50 2A	1	REGULATEUR	REGULATOR ASS'Y	REGLER
15		1	16	1	JOINT TORIQUE	O-RING	O-RING
16	535A0201			1	POCHETTE DE JOINTS	SEAL (KIT)	DICHTRING (BAUSATZ)
17	535A0203	1		2	VIS SANS TETE	GRUB SCREW	GEWINDESTIFT
18		1	24	2	ECROU	NUT	MUTTER
19		1	24	4	BOUCHON	PLUG	VERSCHL.STOPFEN
20		1	24	1	JOINT TORIQUE	O-RING	O-RING
21		1	24	2	BOUCHON	PLUG	VERSCHL.STOPFEN
22		1	24	2	GOUPILLE	PIN	STIFT
23		1	24	1	BOUCHON	PLUG	VERSCHL.STOPFEN
24	535A0199			1	POCHETTE REPARATION	REPAIR KIT	REPAR-SATZ
25	4380103		H M20x40	4	VIS	SCREW	SCHRAUBE
* 26	4460058		4460056 / MU20	4	RONDELLE	WASHER	UNTERLEGSCHEIBE

POMPE HYDRAULIQUE PRINCIPALE
HYDRAULIC PUMP PRINCIPAL
HYDRAULISCHE HAUPTPUMPE

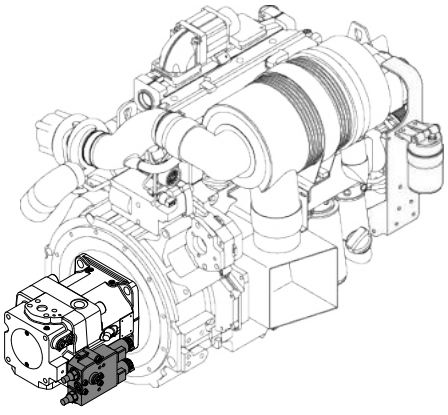

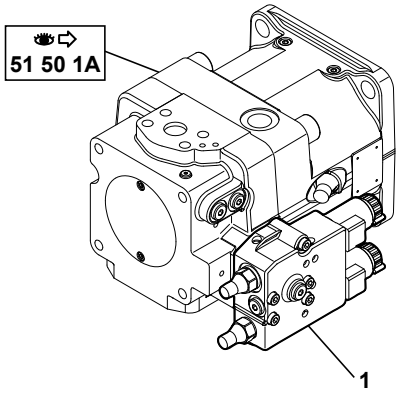

1	535A0197
6	535A0198
7	535A0202
10	535A0195
11	535A0200
12	535A0196

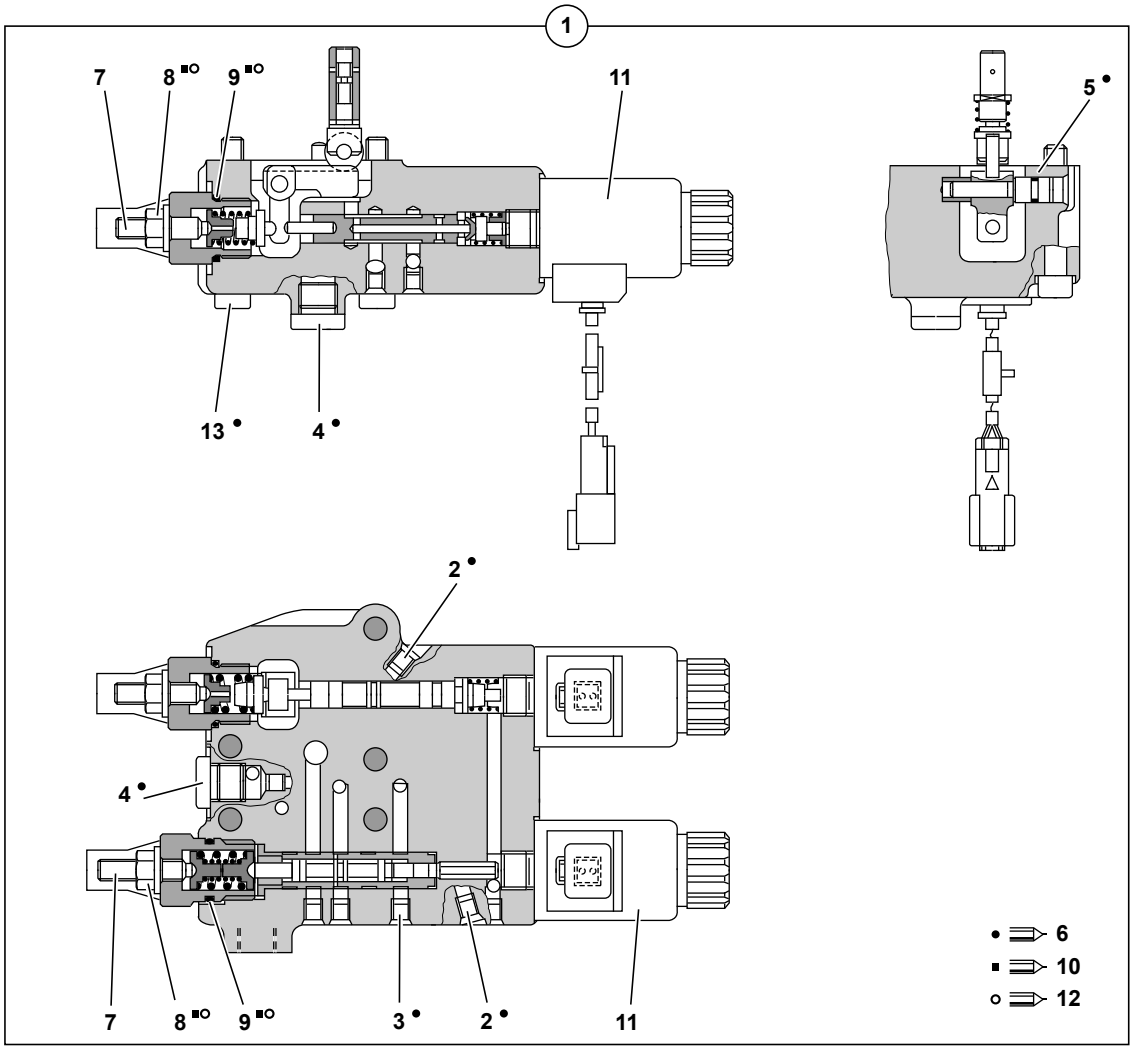

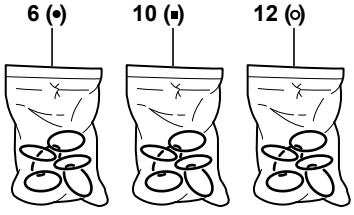

714MW_5400703_51_50_2A.eps

POMPE HYDRAULIQUE PRINCIPALE
HYDRAULIC PUMP PRINCIPAL
HYDRAULISCHE HAUPTPUMPE

1	535A0197		51 50 1A	1	REGULATEUR	REGULATOR ASS'Y	REGLER
2		1	6	2	BOUCHON	PLUG	VERSCHL.STOPFEN
3		1	6	6	BOUCHON	PLUG	VERSCHL.STOPFEN
4		1	6	2	BOUCHON	PLUG	VERSCHL.STOPFEN
5		1	6	1	JOINT TORIQUE	O-RING	O-RING
6	535A0198			1	POCHETTE DE JOINTS	SEAL (KIT)	DICHTRING (BAUSATZ)
7	535A0202	1		2	VIS SANS TETE	GRUB SCREW	GEWINDESTIFT
8		1	10-12	2	ECROU	NUT	MUTTER
9		1	10-12	2	JOINT TORIQUE	O-RING	O-RING
10	535A0195			1	POCHETTE DE JOINTS	SEAL (KIT)	DICHTRING (BAUSATZ)
11	535A0200	1		2	SOLENOIDE	SOLENOID	SOLENOID
12	535A0196			1	POCHETTE DE JOINTS	SEAL (KIT)	DICHTRING (BAUSATZ)
13		1	6	1	VIS	SCREW	SCHRAUBE

POMPE HYDRAULIQUE AUXILIAIRE
HYDRAULIC PUMP AUXILIARY
HYDRAULISCHE VORPUMPE

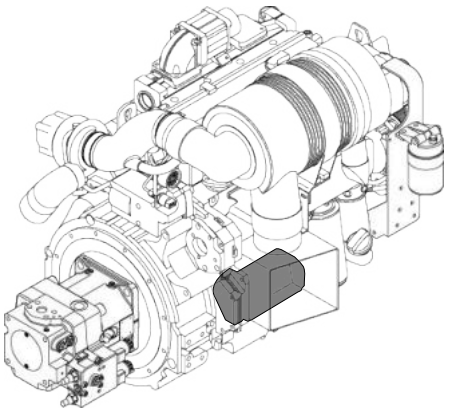

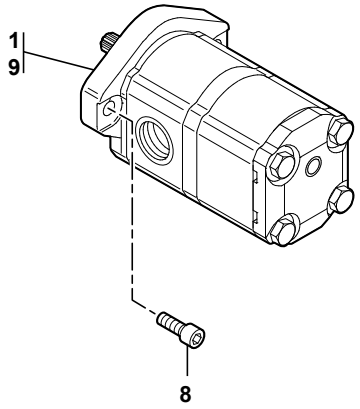

1	5350150	→ 80103
	5350163	→ 80104 → 80352&84003 -80344&80351 +80354&80360
2	535A0206	
8	4290021	
9	5350184	→ 80353&84004 +80344&80351 -80354&80360

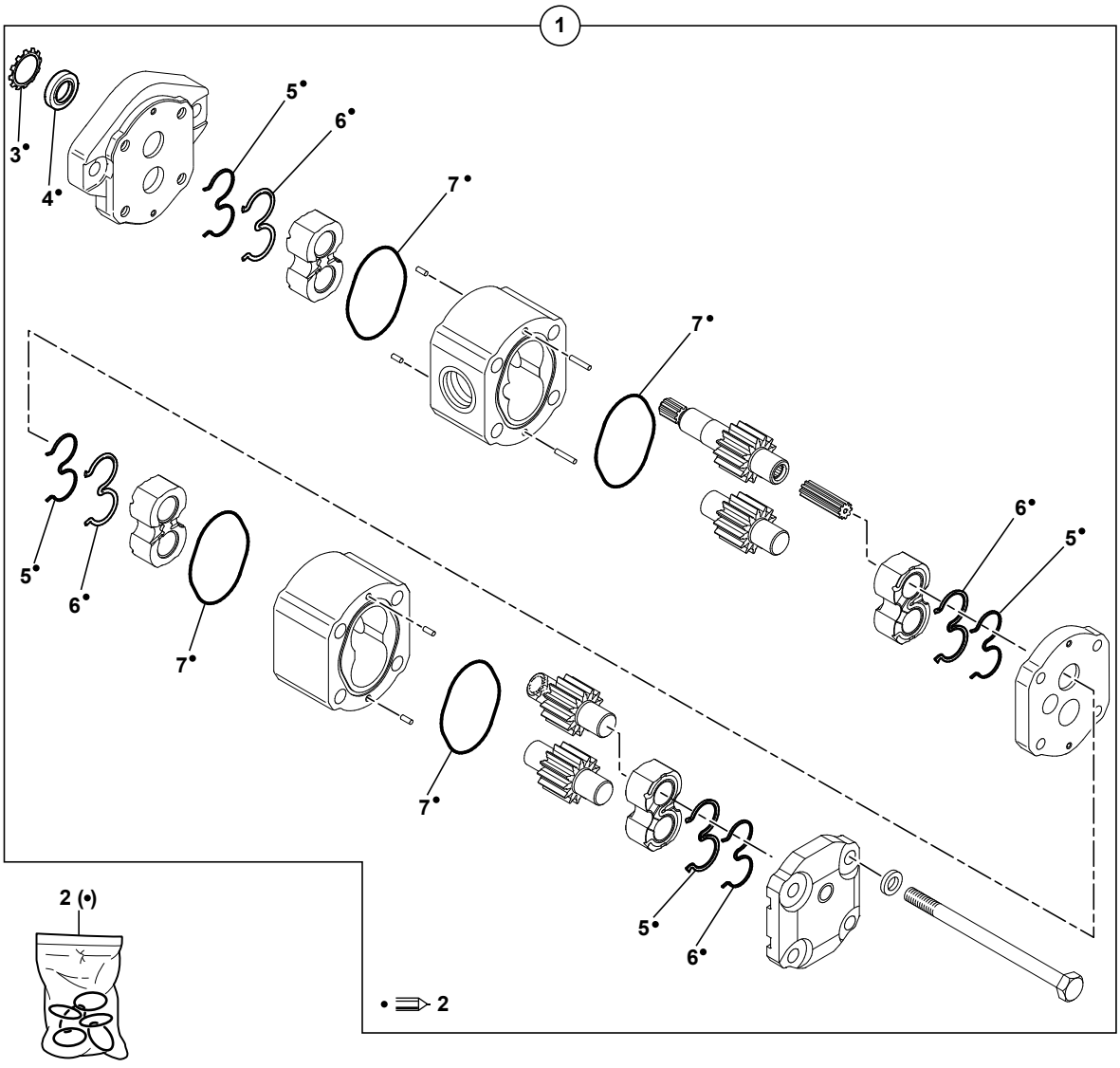

714MW_5400703_51_52_1A.eps

POMPE HYDRAULIQUE AUXILIAIRE
HYDRAULIC PUMP AUXILIARY
HYDRAULISCHE VORPUMPE

1	5350150		→I 80103	1	POMPE HYDRAULIQUE	HYDRAULIC PUMP	HYDROPUMPE
1	5350163		I→ 80104	1	POMPE HYDRAULIQUE	HYDRAULIC PUMP	HYDROPUMPE
1			→I 80352&84003				
1			-80344&80351				
1			+80354&80360				
2	535A0206			1	POCHETTE DE JOINTS	SEAL (KIT)	DICHTRING (BAUSATZ)
3		2		1	ARRET	STOP	ANSCHLAG
4		2		1	BAGUE D'ETANCHEITE	SEAL WASHER	DICHTRING
5		2		4	BAGUE	BUSHING	BUCHSE
6		2		4	BAGUE	BUSHING	BUCHSE
7		2		4	JOINT TORIQUE	O-RING	O-RING
8	4290021		CHC M10X20	2	VIS	SCREW	SCHRAUBE
9	5350184		I→ 80353&84004	1	POMPE HYDRAULIQUE	HYDRAULIC PUMP	HYDROPUMPE
9			+80344&80351				
9			-80354&80360				

JOINT TOURNANT
SWIVEL JOINT
DREHVERTEILER

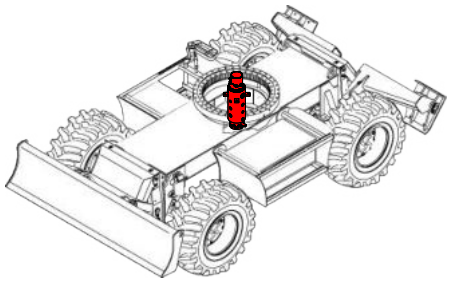

1	4900079	
2	4380071	
3	490A0002	
4	3620258	→ 80241
5	4380065	
6	4490019	
7	2260116	
8	4290047	
9	S	
10	4740033	
11	3620280	→ 80242
12	3870358	
13	4380351	
14	4410022	
15	K7032025	→ 80241
16	5400727	
17	4380076	

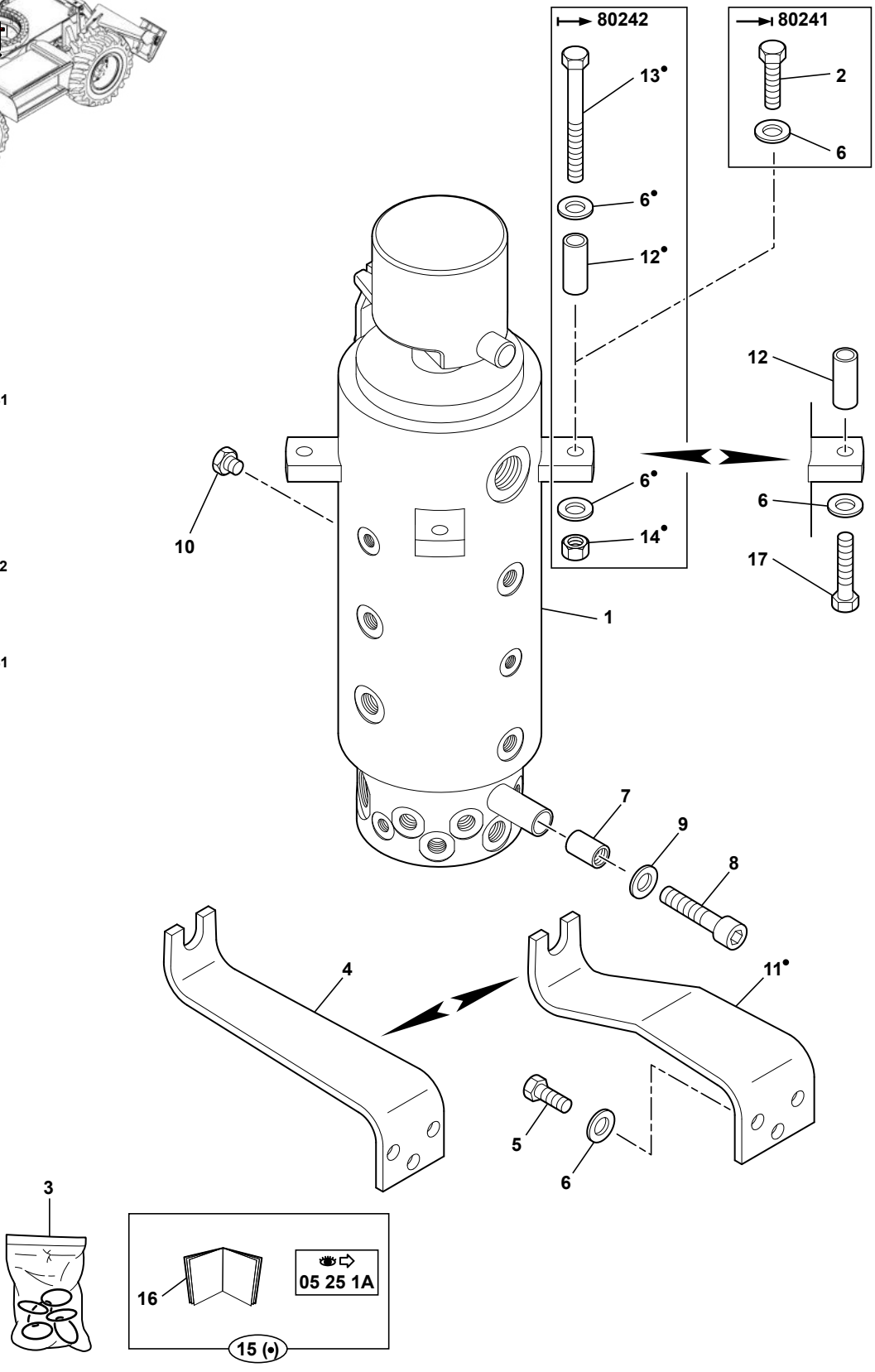

714MW_5400703_51_55_1A.eps

JOINT TOURNANT
SWIVEL JOINT
DREHVERTEILER

1	4900079			1	JOINT TOURNANT	SWIVEL JOINT	DREHVERTEILER
2	4380071		H M12X45	4	VIS	SCREW	SCHRAUBE
3	490A0002	1		1	POCHETTE DE JOINTS	SEAL (KIT)	DICHTRING (BAUSATZ)
4	3620258		→I 80241	1	ARRET	STOP	ANSCHLAG
5	4380065		H M12X20	3	VIS	SCREW	SCHRAUBE
6	4490019		CONTACT MU12	13	RONDELLE	WASHER	UNTERLEGSCHEIBE
7	2260116			1	ENTRETOISE	SPACER	ABSTANDSTUECK
8	4290047		CHC M14X50	1	VIS	SCREW	SCHRAUBE
9	4490007		S CONTACT MU14	1	RONDELLE	WASHER	UNTERLEGSCHEIBE
10	4740033			4	BOUCHON	PLUG	VERSCHL.STOPFEN
11	3620280	15	I→ 80242	1	ARRET	STOP	ANSCHLAG
12	3870358	15	I→ 80242	4	ENTRETOISE	SPACER	ABSTANDSTUECK
13	4380351	15	H M12X110	4	VIS	SCREW	SCHRAUBE
14	4410022	15	H M12	4	ECROU	NUT	MUTTER
15	K7032025		→I 80241	PM	KIT JOINT TOURNANT	SWIVEL JOINT KIT	DREHVERTEILER SATZ
15			05 25 1A				
16	5400727	15		1	PLAN DE MONTAGE	MOUNTING DRAWING	MONTAGE ZEICHNUNG
17	4380076		H M12X90	4	VIS	SCREW	SCHRAUBE

RÉSERVOIR HYDRAULIQUE
HYDRAULIC TANK
HYDRAULIKTANK

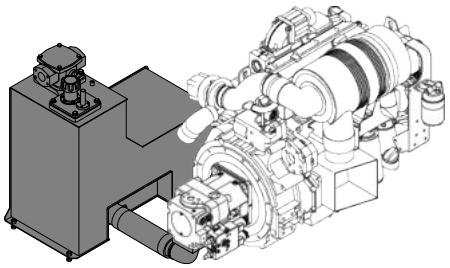

1	5020162
2	3330063
3	4380054
4	5600225
5	6050148
6	4380020
7	4380068
8	4380071
9	4490003
10	4460014
11	4690898
12	4199242
13	3831229
14	4040079
15	4290046
16	4740033
17	4460043

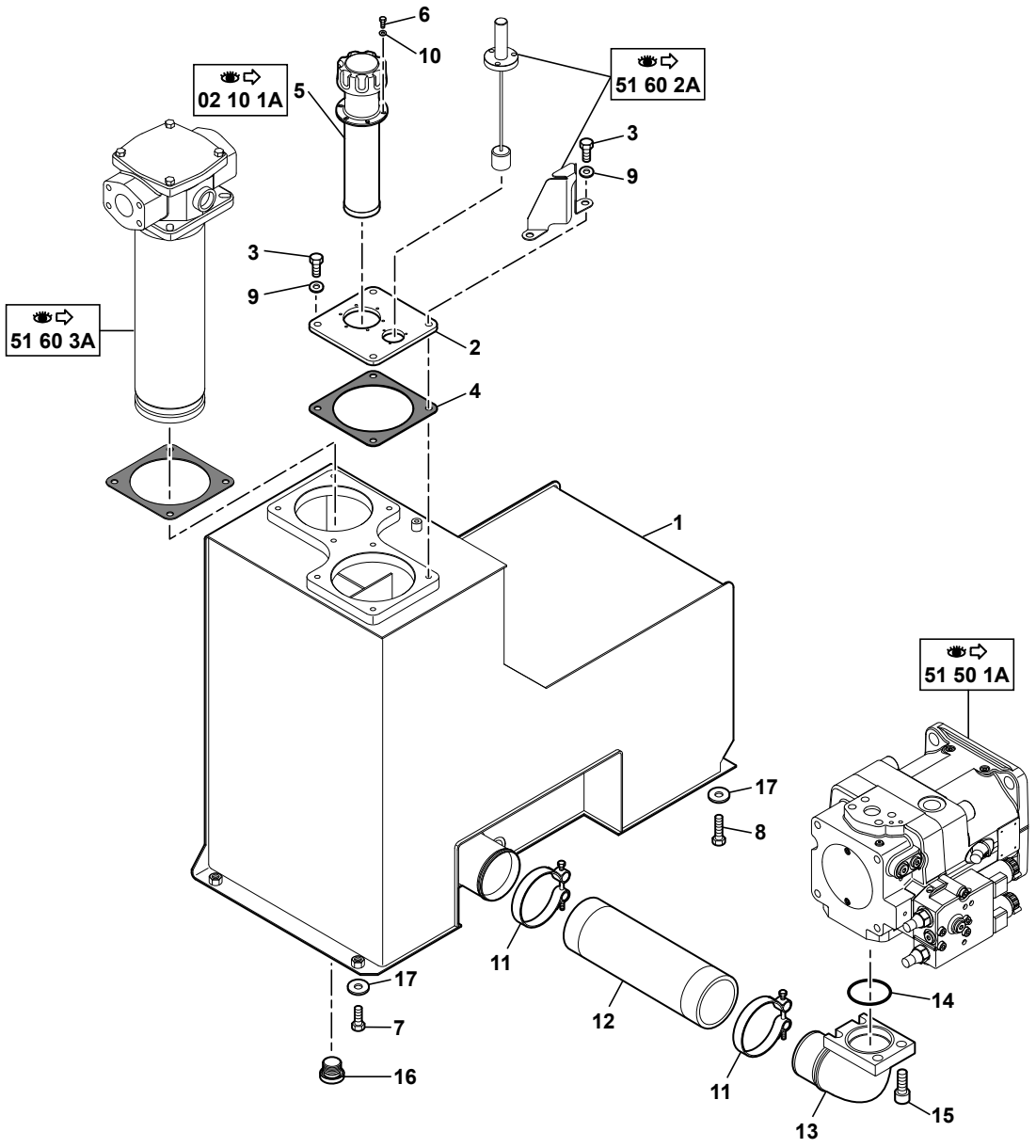

714MW_5400703_51_60_1A.eps

RESERVOIR HYDRAULIQUE
HYDRAULIC TANK
HYDRAULIKTANK

1	5020162	●○	5020123	1	RESERVOIR HYDR	HYDRAULIC TANK	HYDRAULIKTANK
2	3330063			1	COUVERCLE	COVER	DECKEL
3	4380054		H M10X20	4	VIS	SCREW	SCHRAUBE
* 4	5600225	●○	5600214	1	JOINT	SEAL	DICHTRING
5	6050148	👁	02 10 1A	1	RENIFLARD	BREATHER	ENTLUEFTER
6	4380020		H M5X10	6	VIS	SCREW	SCHRAUBE
7	4380068		H M12X30	2	VIS	SCREW	SCHRAUBE
8	4380071		H M12X45	2	VIS	SCREW	SCHRAUBE
9	4490003		CONTACT MU10	4	RONDELLE	WASHER	UNTERLEGSCHEIBE
10	4460014		MU5	6	RONDELLE	WASHER	UNTERLEGSCHEIBE
11	4690898			2	COLLIER	COLLAR	SCHELLE
12	4199242			1	MANCHON	SLEEVE	HUELSE
13	3831229			1	BRIDE	FLANGE	FLANSCH
14	4040079			1	JOINT TORIQUE	O-RING	O-RING
15	4290046		CHC M16X40	4	VIS	SCREW	SCHRAUBE
16	4740033			1	BOUCHON	PLUG	VERSCHL.STOPFEN
17	4460043		LL12U	4	RONDELLE	WASHER	UNTERLEGSCHEIBE

VOYANT NIVEAU HUILE
OIL LEVER GLACE
ÖLSTANDANZEIGE

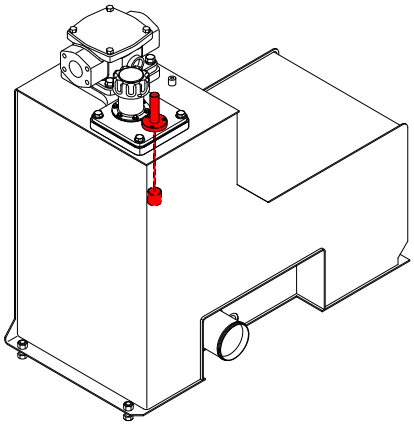

1	4770756	→ 80396&84003 -80390
	4770783	⟼ 80397&84004 +80390
2		
3	3610365	→ 80396&84003 -80390
	3610447	⟼ 80397&84004 +80390

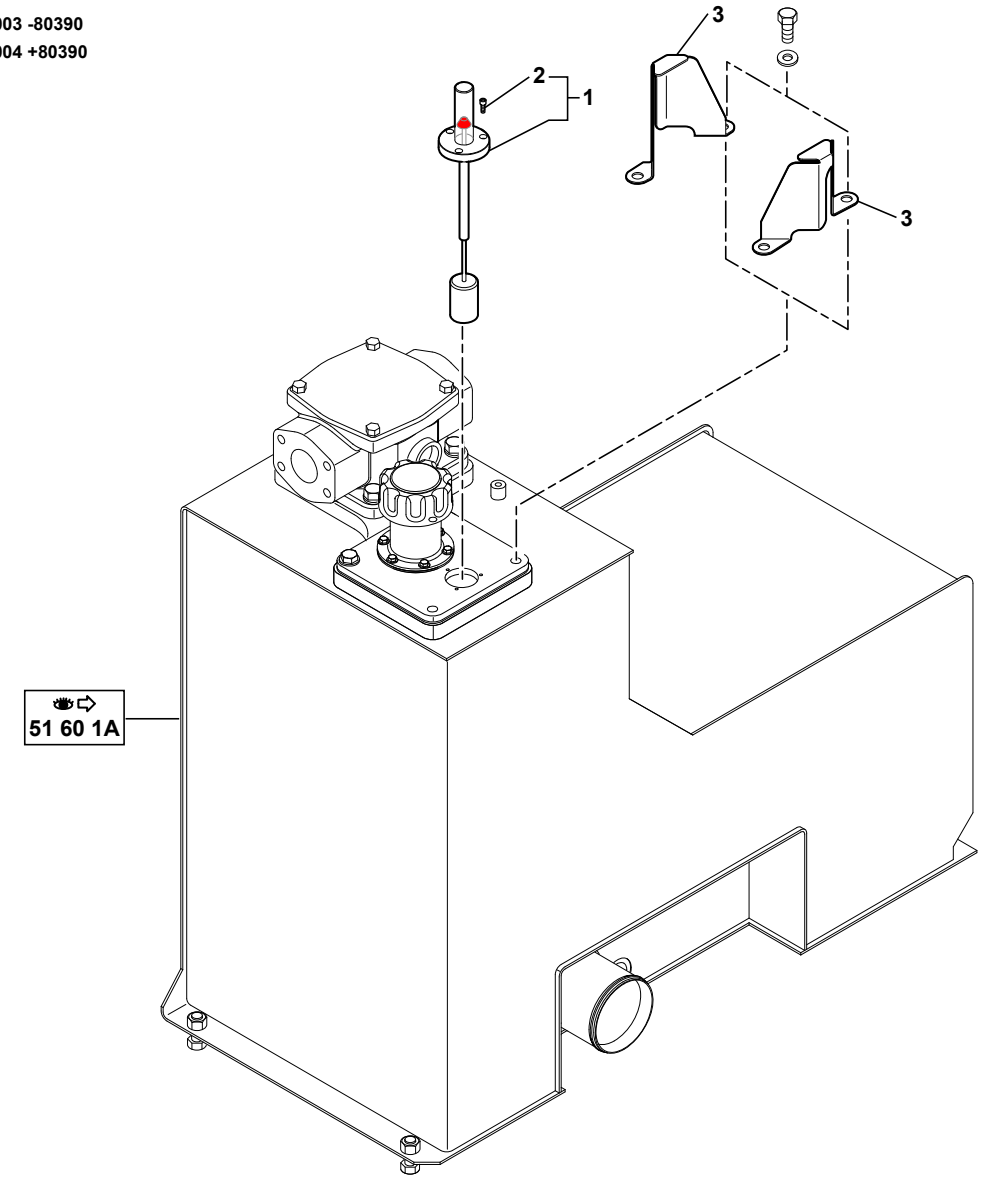

714MW_5400703_51_60_2A.eps

VOYANT NIVEAU HUILE
OIL LEVER GLACE
OELSTANDANZEIGE

1	4770756		→I 80396&84003	1	VOYANT NIVEAU HUILE	OIL LEVEL GLASS	OELSTANDANZEIGE
1			-80390				
1	4770783		I→ 80397&84004	1	VOYANT NIVEAU HUILE	OIL LEVEL GLASS	OELSTANDANZEIGE
1			+80390				
2		1	CHC M4X16	3	VIS	SCREW	SCHRAUBE
3	3610365		→I 80396&84003	1	PROTECTEUR	PROTECTOR	SCHUTZ
3			-80390				
3	3610447		I→ 80397&84004	1	PROTECTEUR	PROTECTOR	SCHUTZ
3			+80390				

FILTRE RETOUR HYDRAULIQUE
RETURN OIL FILTER
RÜCKLAUFFILTER

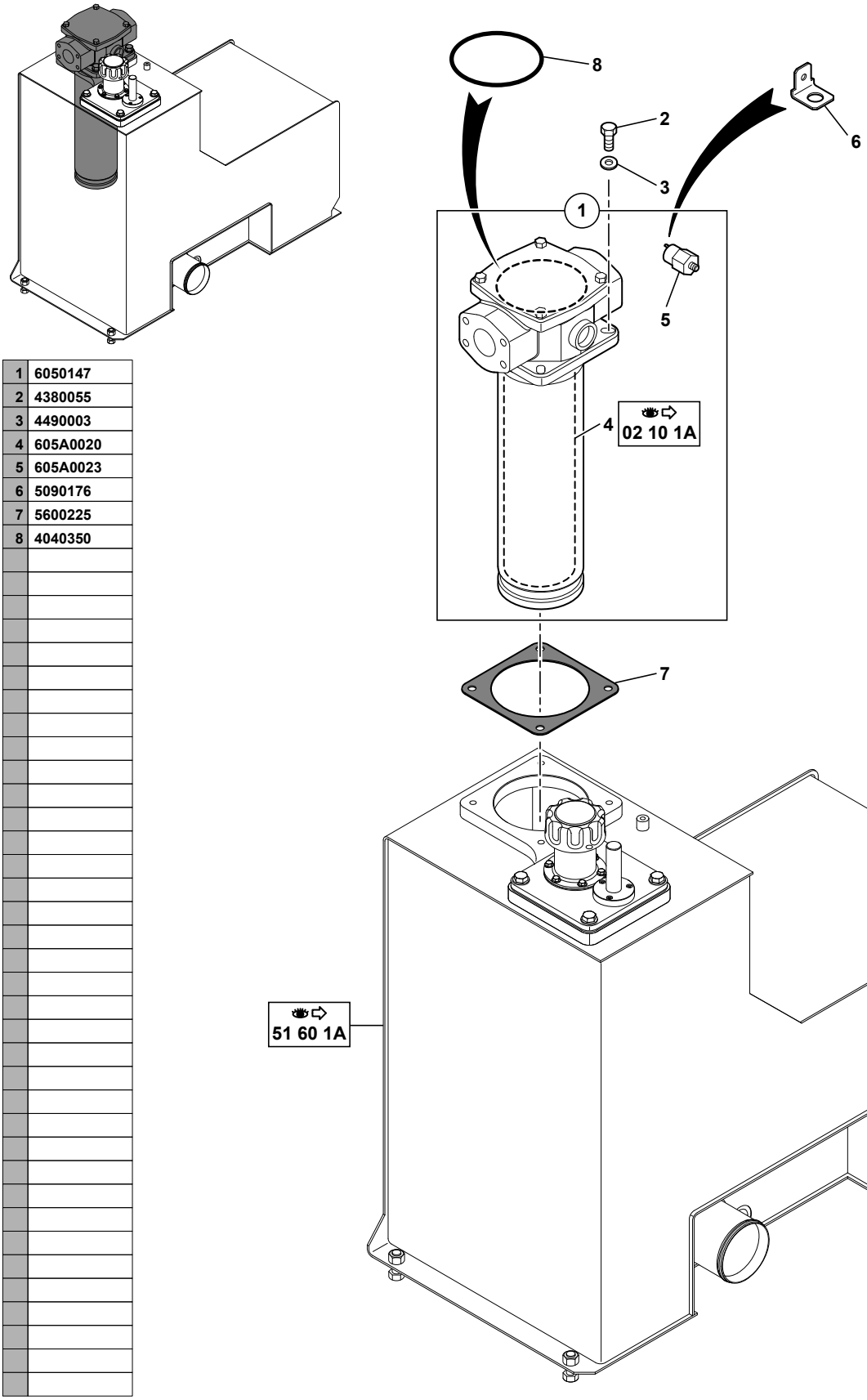

1	6050147
2	4380055
3	4490003
4	605A0020
5	605A0023
6	5090176
7	5600225
8	4040350

714MW_5400703_51_60_3A.eps

FILTRE RETOUR HYDRAULIQUE
RETURN OIL FILTER
RUECKLAUFFILTER

	1	6050147			1	FILTRE A HUILE (COMPLET)	OIL FILTER (COMPLETE)	OELFILTER (VOLLSTANDIG)
	2	4380055		H M10X30	4	VIS	SCREW	SCHRAUBE
	3	4490003		CONTACT MU10	4	RONDELLE	WASHER	UNTERLEGSCHEIBE
	4	605A0020	1	02 10 1A	1	CARTOUCHE	CARTRIDGE	EINSATZ
	5	605A0023	1		1	INDICATEUR COLMATAGE	CLOGGING INDICATOR	ZUSTOPFINDIKATOR
	6	5090176		90°	2	COSSE	THIMBLE	KABELSCHUH
*	7	5600225			1	JOINT	SEAL	DICHTRING
*	8	4040350			1	JOINT TORIQUE	O-RING	O-RING

MOTEUR HYDRAULIQUE VENTILATEUR
HYDRAULIC MOTOR FAN
HYDROMOTOR VENTILATOR

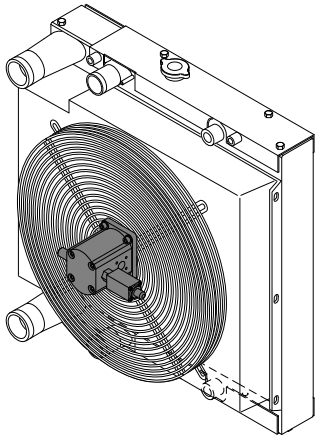

1	5370324
2	537A0265
6	5220133
7	5370335
8	537A0341

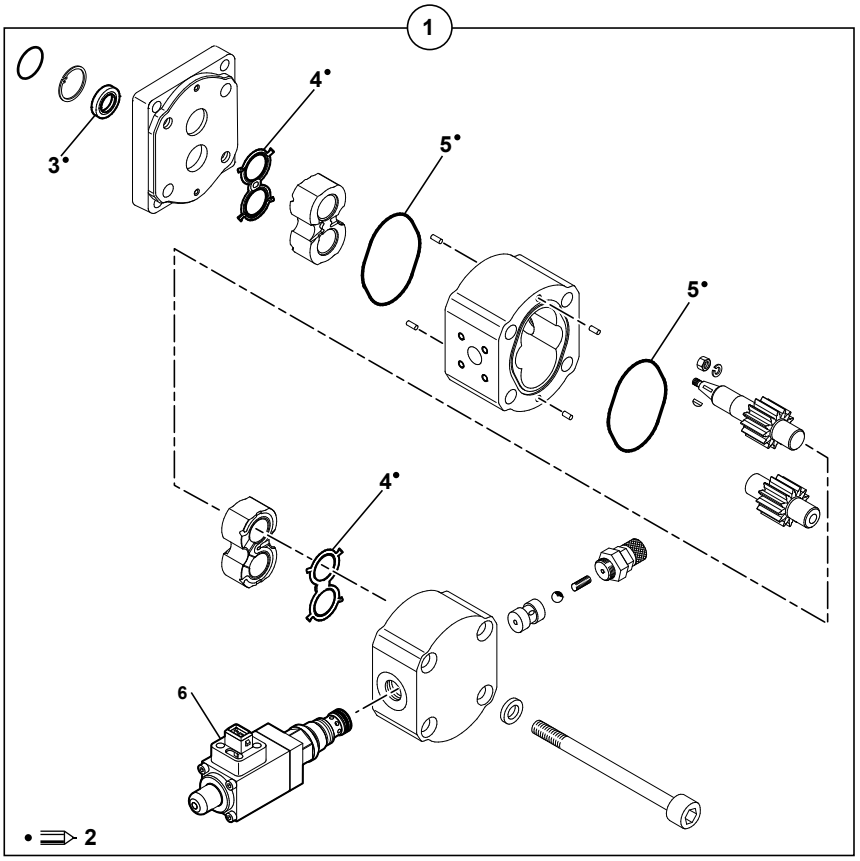

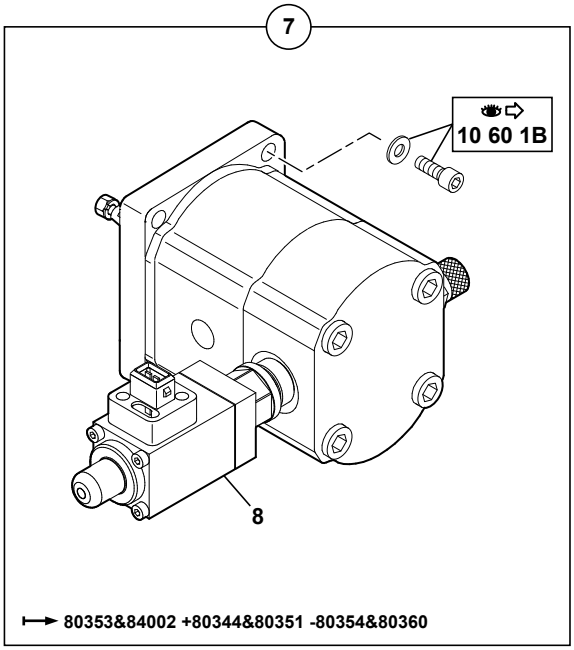

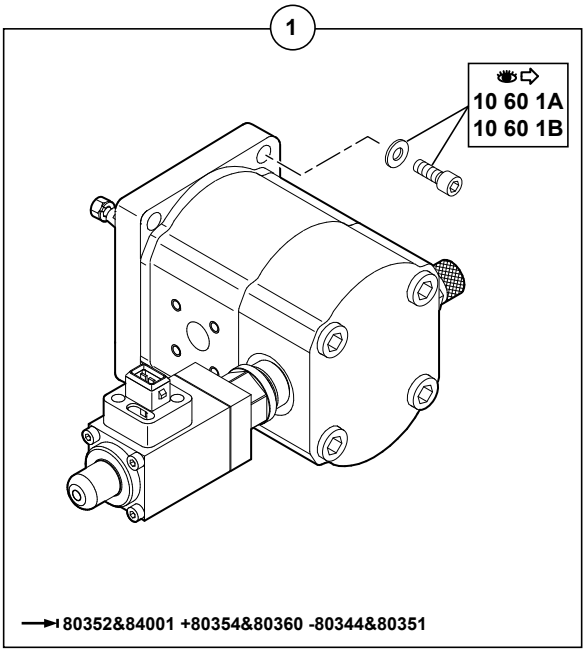

714MW_5400703_51_65_1A.eps

MOTEUR HYDRAULIQUE VENTILATEUR
HYDRAULIC MOTOR FAN
HYDROMOTOR VENTILATOR

1	5370324		5370288	1	MOTEUR HYDRAULIQUE	HYDRAULIC MOTOR	HYDROMOTOR
2	537A0265			1	POCHETTE DE JOINTS	SEAL (KIT)	DICHTRING (BAUSATZ)
3		2		1	BAGUE D'ETANCHEITE	SEAL WASHER	DICHTRING
4		2		2	BAGUE	BUSH	RING
5		2		2	JOINT TORIQUE	O-RING	O-RING
6	5220133	1	24 V - 125 bar	1	LIMITEUR	LIMITER	SPARDUESE
7	5370335			1	MOTEUR HYDRAULIQUE	HYDRAULIC MOTOR	HYDROMOTOR
8	537A0341	7	100 bar	1	LIMITEUR	LIMITER	SPARDUESE

PÉDIBULATEUR : COMMANDE FONCTION SUPPLÉMENTAIRE
SUPPLEMENTARY FUNCTION CONTROL PEDAL
PEDAL FÜR ZUSATZFUNKTION

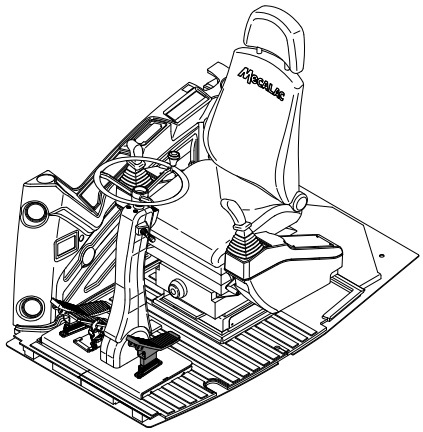

1	5360381
2	527A0053
3	527A0055
4	527A0054
5	4380054
6	4490003
7	4420020
8	4380060
9	4450015
10	4690844
11	4380052
12	4410020
13	4380059

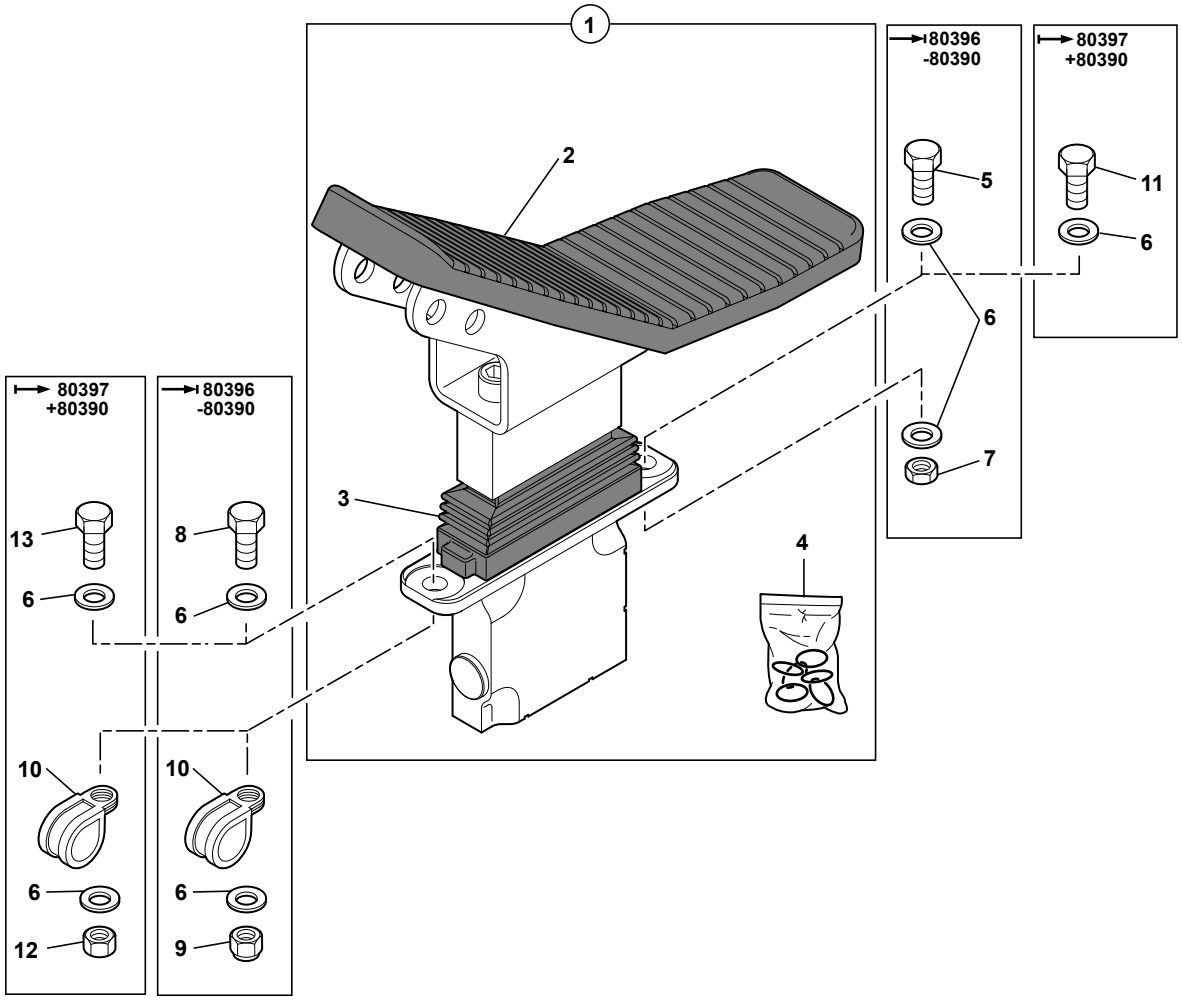

714MW_5400703_51_75_1A.eps

PEDIBULATEUR : CDE FONCTION SUPPLEMENTAIRE
SUPPLEMENTARY FUNCTION CONTROL PEDAL
PEDAL FUER ZUSATZFUNKTION

	1	5360381			1	PEDALE	PEDAL	PEDAL
	2	527A0053	1		1	CAOUTCHOUC	RUBBER	GUMMI
	3	527A0055	1		1	SOUFFLET	BELLOWS	FALTENBALG
	4	527A0054	1		1	POCHETTE DE JOINTS	SEAL (KIT)	DICHTRING (BAUSATZ)
	5	4380054		H M10X20	1	VIS	SCREW	SCHRAUBE
	6	4490003		CONTACT MU10	4	RONDELLE	WASHER	UNTERLEGSCHEIBE
	7	4420020		Hm M10	1	ECROU	NUT	MUTTER
	8	4380060		H M10X35	1	VIS	SCREW	SCHRAUBE
	9	4450015		NYLSTOP M10	1	ECROU	NUT	MUTTER
	10	4690844			1	COLLIER	COLLAR	SCHELLE
*	11	4380052		H M10X25	1	VIS	SCREW	SCHRAUBE
*	12	4410020		H M10	1	ECROU	NUT	MUTTER
*	13	4380059		H M10X50	1	VIS	SCREW	SCHRAUBE

BLOC DE FONCTION (HAUTE PRESSION) AVEC DÉPORT
HYDRAULIC FUNCTION BLOCK (HIGHT-PRESSURE) WITH OFFSET
HYDRAULIK FUNKTIONSBLOCK (HOCHDRUCK) MIT VERSETZUNGS

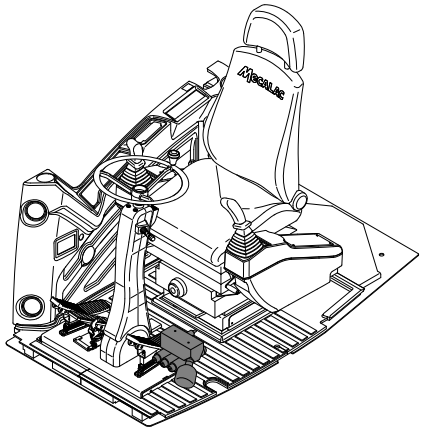

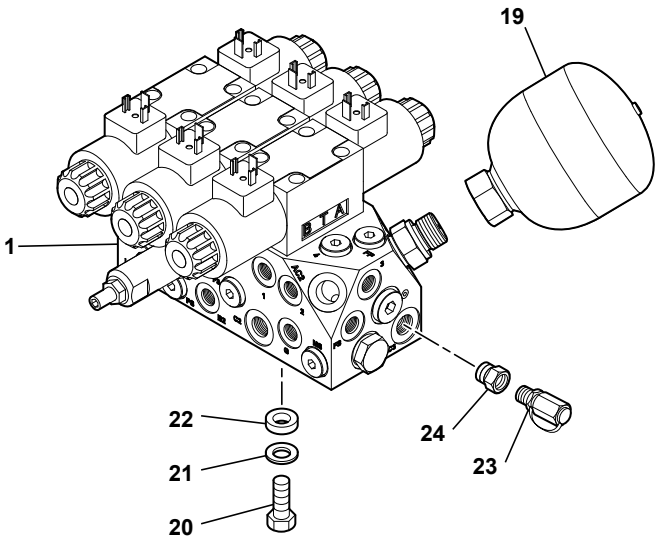

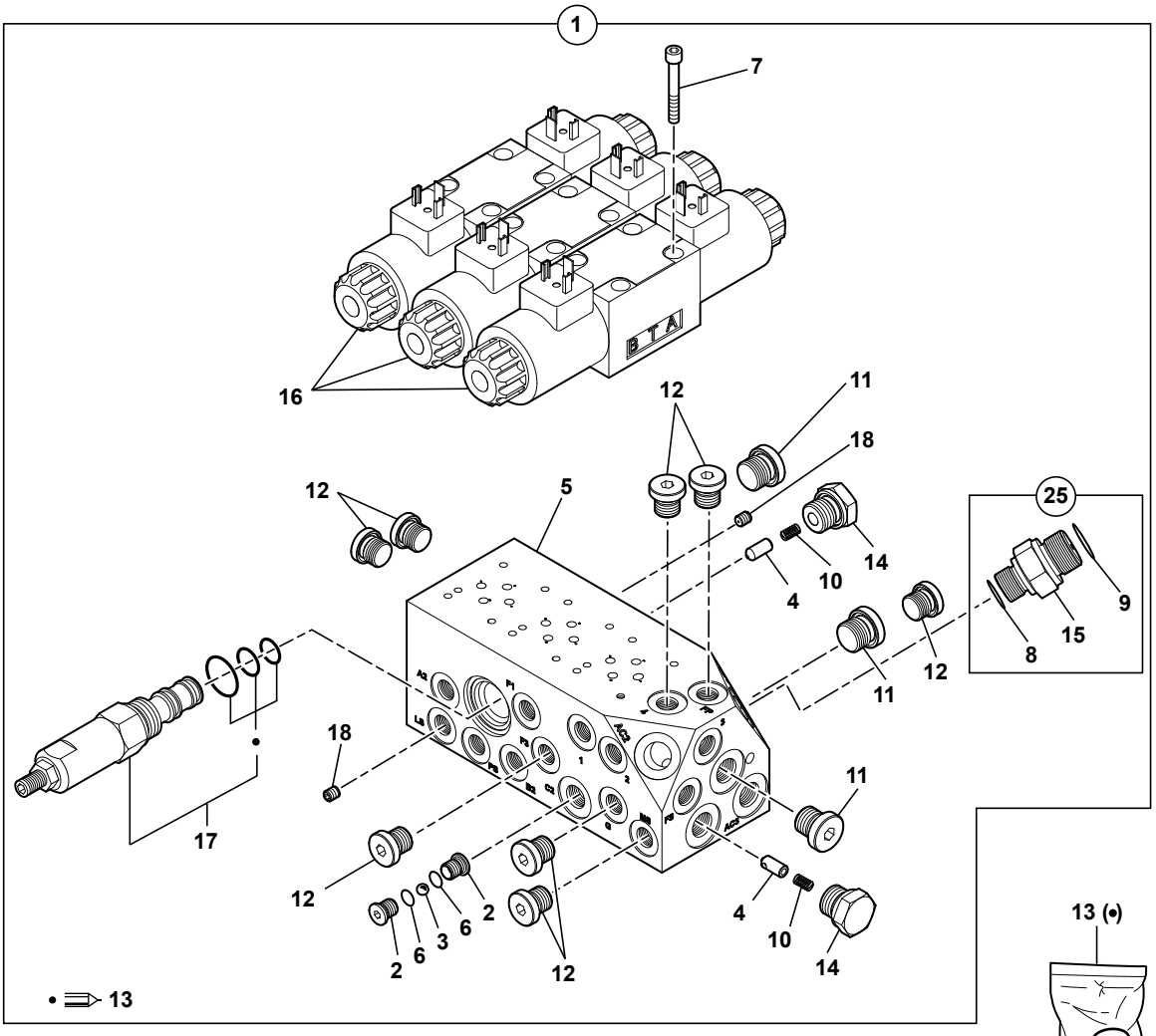

1	6090217	→ 80377
	6090272	→ 80378
2	4100016	
3	4100017	
4	4100033	
5	NV	
6	4040080	
7	4290117	
8	5600089	
9	5600126	
10	4810027	
11	4740012	
12	4740033	
13	5960145	
14	4740092	
15	4750435	
16	5220040	
17	5220097	
18	4770749	
19	4770613	
20	4380043	
21	4490006	
22	5540122	
23	4770785	
24	4730001	
25	4750720	

714MW_5400703_51_80_1A.eps

BLOC DE FONCTION (HAUTE PRESSION) AVEC DEPORT
H. FUNCTION BLOCK (HIGHT-PRESSURE) WITH OFFSET
H. FUNKTIONSBLOCK (HOCHDRUCK) MIT VERSETZUNGS

*	1	6090217		→I 80377	1	BLOC	CARRIER ASS'Y	BLOCK
*	1	6090272		I→ 80378	1	BLOC	CARRIER ASS'Y	BLOCK
	2	4100016	1		2	SIEGE	SEAT	SITZ
	3	4100017	1		1	BILLE	BALL	KUGEL
	4	4100033	1		2	CLAPET	NON RETURN VALVE	RUECKSCHL.VENTIL
*	5		1	NV	1	BLOC	BLOCK	BLOCK
	6	4040080	1		2	JOINT	SEAL	DICHTRING
	7	4290117	1	CHC M5X45	12	VIS	SCREW	SCHRAUBE
*	8	5600089	25	3/8"	1	JOINT TORIQUE	O-RING	O-RING
*	9	5600126	25	1/2"	1	JOINT TORIQUE	O-RING	O-RING
	10	4810027	1		2	RESSORT	SPRING	FEDER
	11	4740012	1		3	BOUCHON	PLUG	VERSCHL.STOPFEN
	12	4740033	1		8	BOUCHON	PLUG	VERSCHL.STOPFEN
	13	5960145	17		1	POCHETTE DE JOINTS	SEAL (KIT)	DICHTRING (BAUSATZ)
	14	4740092	1		2	BOUCHON	PLUG	VERSCHL.STOPFEN
*	15	4750435	25		1	UNION	CONNECTOR	ANSCHLUSSTEIL
	16	5220040	1	24 V	3	DISTRIBUTEUR	DISTRIBUTOR	VERTEILER
	17	5220097	1		1	REDUCTEUR PRESSION	PRESSURE REDUCER	DRUCKMINDERER
	18	4770749	1	Ø 1,2	2	GICLEUR	NOZZLE	SPRITZDUESE
	19	4770613		15 bars	1	ACCUMULATEUR	ACCUMULATOR	AKKUMULATOR
	20	4380043		H M8X20	2	VIS	SCREW	SCHRAUBE
	21	4490006		CONTACT MU8	2	RONDELLE	WASHER	UNTERLEGSCHEIBE
	22	5540122			2	CALE D'EPAISSEUR	SHIM	UNTERLEGPLATTE
*	23	4770785		●○ 4770148	1	PRISE DE PRESSION	PRESSURE TAPPING	ANSCHLUSS FUR OLDRUC
	24	4730001			1	REDUCTEUR	REDUCER	REDUZIERSTUECK
*	25	4750720	1		1	UNION	CONNECTOR	ANSCHLUSSTEIL

BLOC DE FONCTION (HAUTE PRESSION) SANS DÉPORT *
HYDRAULIC FUNCTION BLOCK (HIGHT-PRESSURE) WITHOUT OFFSET
HYDRAULIK FUNKTIONSBLOCK (HOCHDRUCK) OHNE VERSETZUNGS

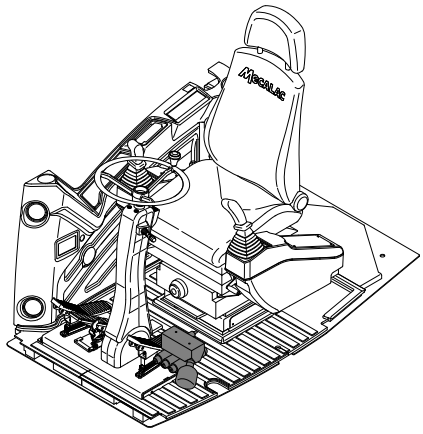

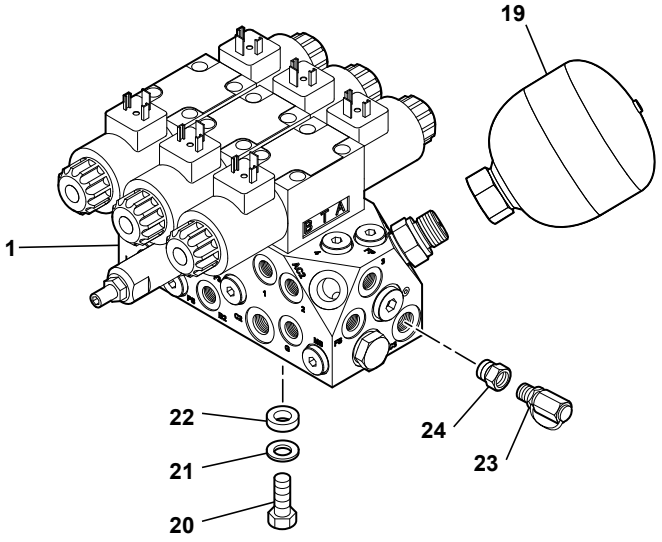

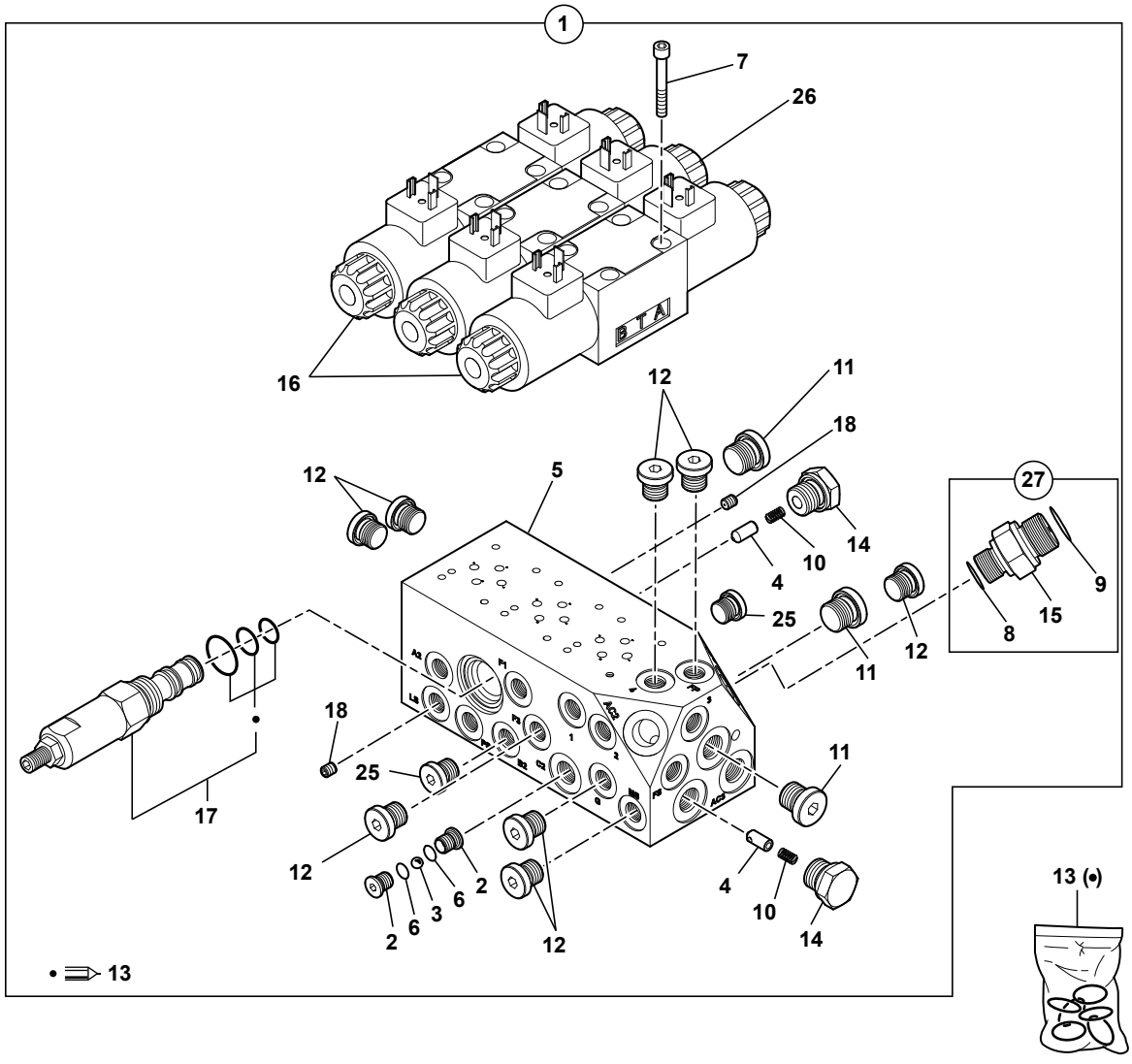

1	6090242
2	4100016
3	4100017
4	4100033
5	NV
6	4040080
7	4290117
8	5600089
9	5600126
10	4810027
11	4740012
12	4740033
13	5960145
14	4740092
15	4750435
16	5220040
17	5220097
18	4770749
19	4770613
20	4380043
21	4490006
22	5540122
23	4770785
24	4730001
25	4740033 *
26	5220112
27	4750720

714MW_5400703_51_80_2A.eps

BLOC DE FONCTION (HAUTE PRESSION) SANS DEPORT
H. FUNCTION BLOCK (HIGHT-PRESSURE) WITHOUT OFFSET
H. FUNKTIONSBLOCK (HOCHDRUCK) OHNE VERSETZUNGS

	1	6090242				1	BLOC	CARRIER ASS'Y	BLOCK
	2	4100016	1			2	SIEGE	SEAT	SITZ
	3	4100017	1			1	BILLE	BALL	KUGEL
	4	4100033	1			2	CLAPET	NON RETURN VALVE	RUECKSCHL.VENTIL
*	5		1	NV		1	BLOC	BLOCK	BLOCK
	6	4040080	1			2	JOINT	SEAL	DICHTRING
	7	4290117	1		CHC M5X45	12	VIS	SCREW	SCHRAUBE
*	8	5600089	27		3/8"	1	JOINT TORIQUE	O-RING	O-RING
*	9	5600126	27		1/2"	1	JOINT TORIQUE	O-RING	O-RING
	10	4810027	1			2	RESSORT	SPRING	FEDER
	11	4740012	1			3	BOUCHON	PLUG	VERSCHL.STOPFEN
	12	4740033	1			8	BOUCHON	PLUG	VERSCHL.STOPFEN
	13	5960145	17			1	POCHETTE DE JOINTS	SEAL (KIT)	DICHTRING (BAUSATZ)
	14	4740092	1			2	BOUCHON	PLUG	VERSCHL.STOPFEN
*	15	4750435	27			1	UNION	CONNECTOR	ANSCHLUSSTEIL
	16	5220040	1		24 V	2	DISTRIBUTEUR	DISTRIBUTOR	VERTEILER
	17	5220097	1			1	REDUCTEUR PRESSION	PRESSURE REDUCER	DRUCKMINDERER
	18	4770749	1	Ø	1,2	2	GICLEUR	NOZZLE	SPRITZDUESE
	19	4770613			15 bars	1	ACCUMULATEUR	ACCUMULATOR	AKKUMULATOR
	20	4380043			H M8X20	2	VIS	SCREW	SCHRAUBE
	21	4490006			CONTACT MU8	2	RONDELLE	WASHER	UNTERLEGSCHEIBE
	22	5540122				2	CALE D'EPAISSEUR	SHIM	UNTERLEGPLATTE
*	23	4770785		●○	4770148	1	PRISE DE PRESSION	PRESSURE TAPPING	ANSCHLUSS FUR OLDRUC
	24	4730001				1	REDUCTEUR	REDUCER	REDUZIERSTUECK
	25	4740033		✳		2	BOUCHON	PLUG	VERSCHL.STOPFEN
	26	5220112			24 V	1	DISTRIBUTEUR	DISTRIBUTOR	VERTEILER
*	27	4750720	1			1	UNION	CONNECTOR	ANSCHLUSSTEIL

UNITÉ DE PILOTAGE BASSE PRESSION
PILOT OIL SUPPLY SYSTEM
STEUERÖLVERSORGUNGSSYSTEM

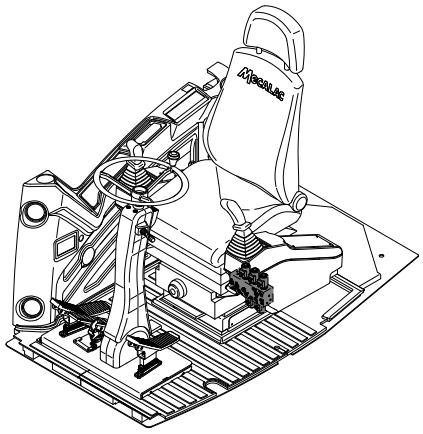

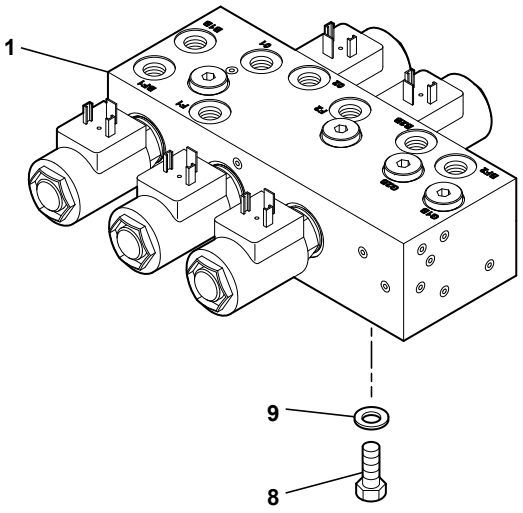

1	6090227
2	5220091
3	NV
4	4740033
5	5960146
6	5220103
7	4740239
8	4380043
9	4490006

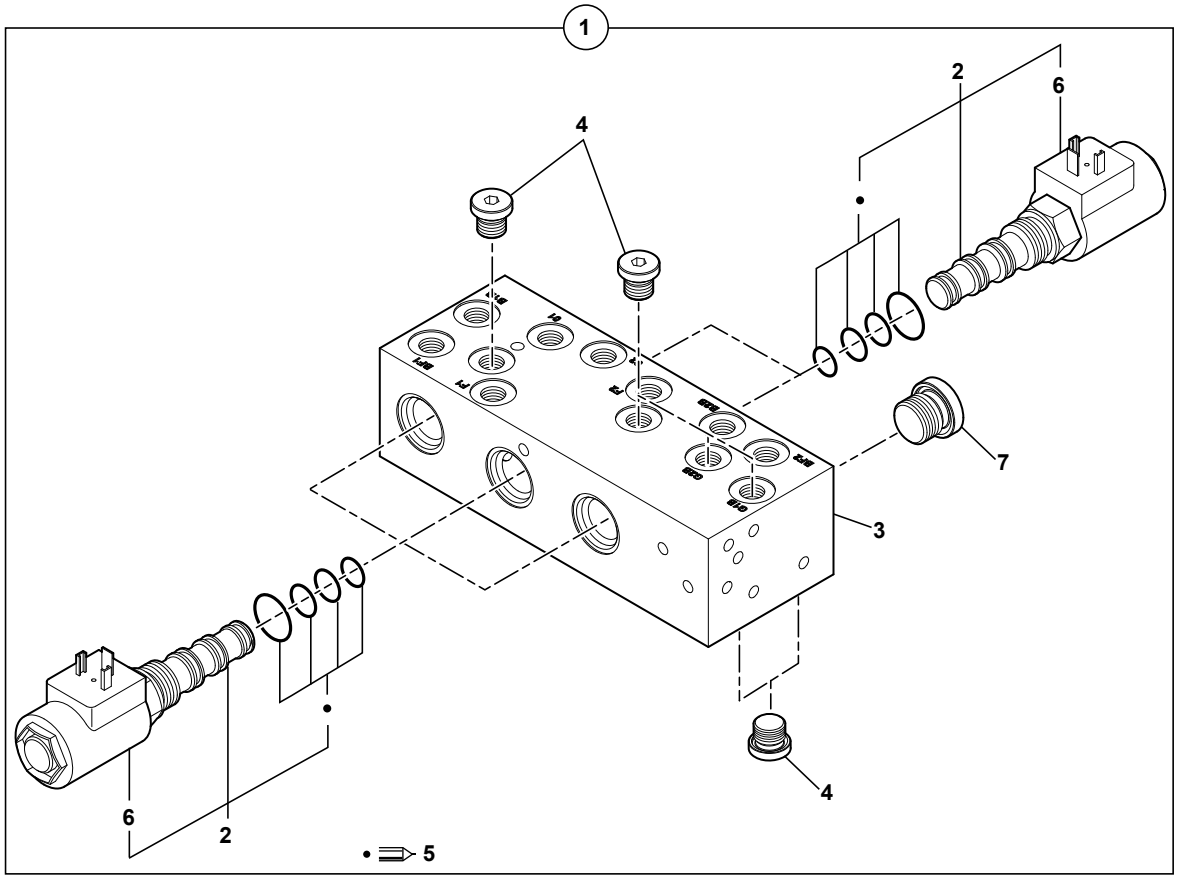

714MW_5400703_51_85_1A.eps

UNITE DE PILOTAGE BASSE PRESSION
PILOT OIL SUPPLY SYSTEM
STEUEROELVERSORGUNGSSYSTEM

1	6090227			1	BLOC	CARRIER ASS'Y	BLOCK
2	5220091	1		5	TETE ELECTRO-VALVE COMPLETE	COMPLETE ELECTRO-VALVE	KOMPLETT KOPF ELEKTROVENTIL
3	6090199	1	NV	1	BLOC	BLOCK	BLOCK
4	4740033	1		6	BOUCHON	PLUG	VERSCHL.STOPFEN
5	5960146	2		5	POCHETTE DE JOINTS	SEAL (KIT)	DICHTRING (BAUSATZ)
6	5220103	2	24V	5	SOLENOIDE	SOLENOID	SOLENOID
7	4740239	1		1	BOUCHON	PLUG	VERSCHL.STOPFEN
8	4380043		H M8X20	2	VIS	SCREW	SCHRAUBE
9	4490006		CONTACT MU8	2	RONDELLE	WASHER	UNTERLEGSCHEIBE

SÉLECTEUR (BRAS-STABILISATEUR / LAME)
SELECTOR (ARM-STABILIZERS / BULLDOZER BLADE)
SELEKTOR (ARM-STABILISIEREND / PLANIERSCHILD)

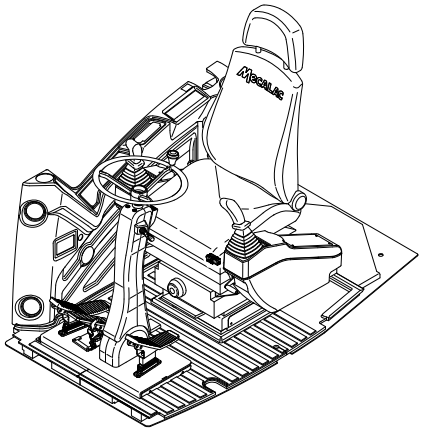

1	6090219
2	609A0004
3	4290084

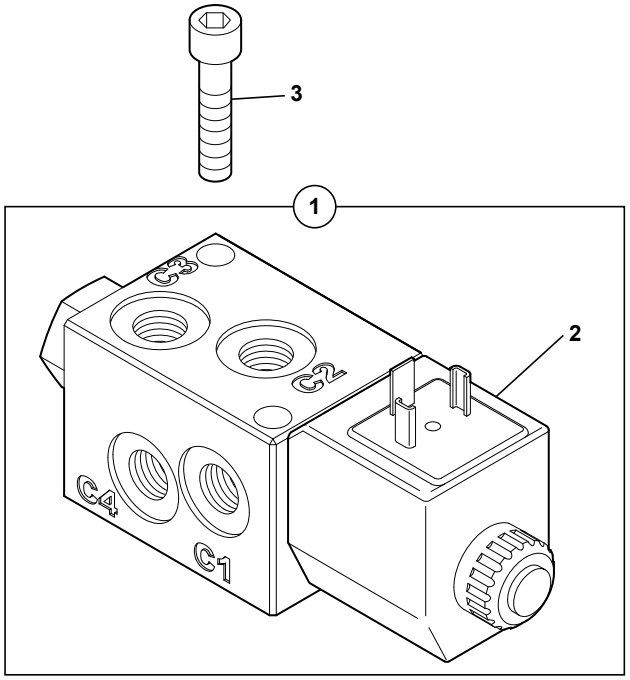

714MW_5400703_51_90_1A.eps

SELECTEUR (BRAS-STABILISATEUR / LAME)
SELECTOR (ARM-STABILIZERS / BULLDOZER BLADE)
SELEKTOR (ARM-STABILISIEREND / PLANIERSCHILD)

1	6090219			1	SELECTEUR	SELECTOR	SELEKTOR
2	609A0004	1	24V	1	SOLENOIDE	SOLENOID	SOLENOID
3	4290084		CHC M5X50	2	VIS	SCREW	SCHRAUBE

ÉLECTRO-VALVE : PORTE-OUTILS (VOLVO)
ELECTRO-VALVE: TOOLS-HOLDER (VOLVO)
ELEKTROVENTIL : WERKZEUGETRAGE (VOLVO)

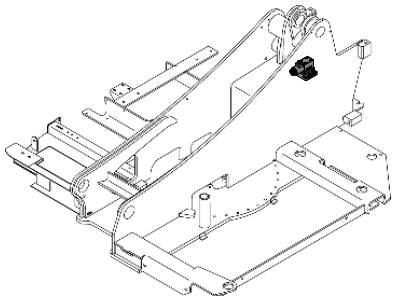

1	6090236
2	5220109
3	5220100
4	5960147
5	NV
6	4290117
7	3350044
8	4290094
9	4410010

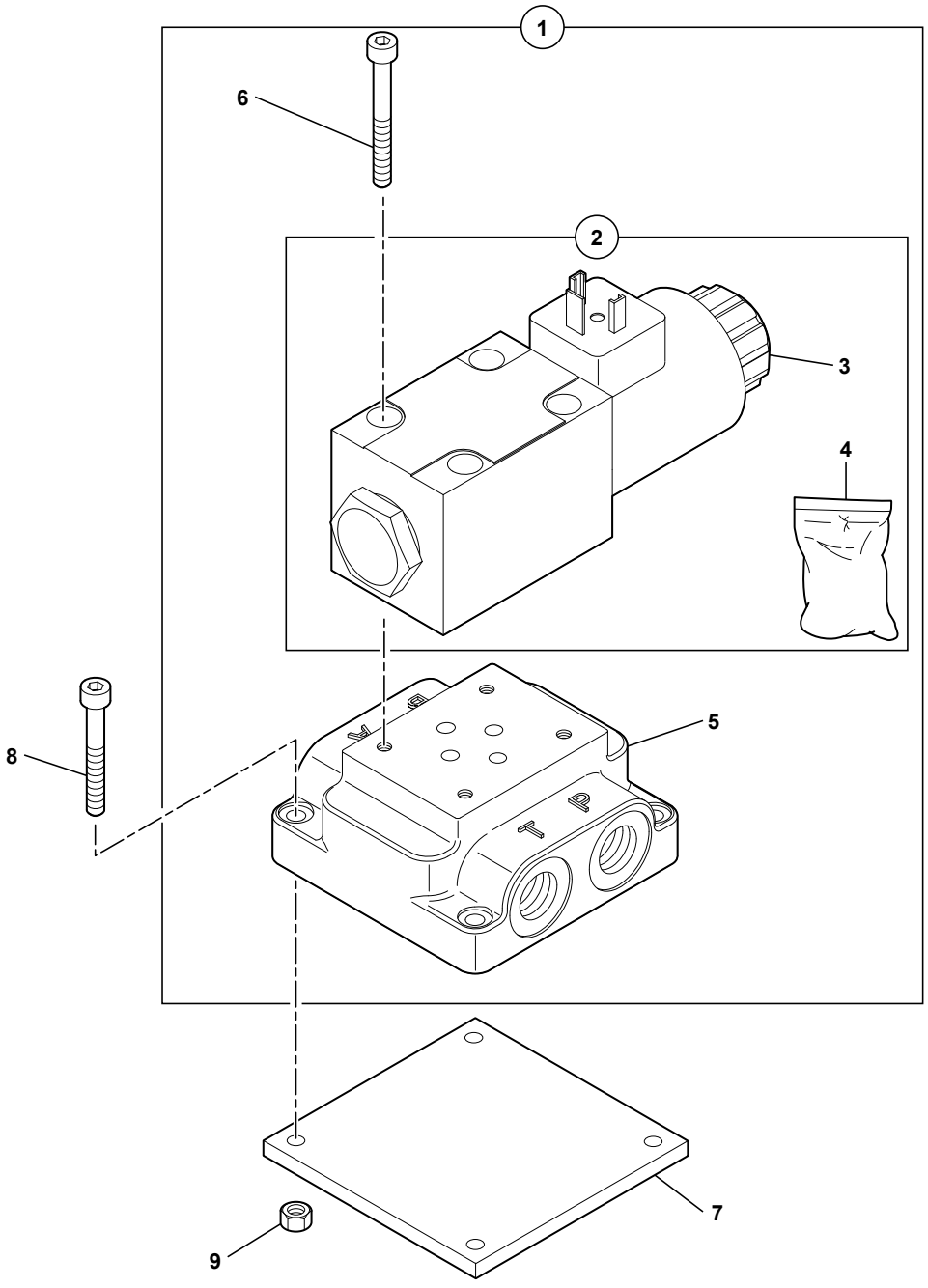

714MW_5400703_51_91_1A.eps

ELECTRO-VALVE : PORTE-OUTILS (VOLVO)
ELECTRO-VALVE: TOOLS-HOLDER (VOLVO)
ELEKTROVENTIL : WERKZEUGETRAGE (VOLVO)

1	6090236			1	UNITE DE PILOTAGE	PILOT OIL UNIT	STEUEROELVERSORGUNGS
2	5220109	1		1	ELECTRO-DISTRIBUTEUR	SOLENOID-VALVE	ELEKTROVENTIL
3	5220100	2	24V	1	SOLENOIDE	SOLENOID	SOLENOID
4	5960147	2		1	POCHETTE DE JOINTS	SEAL (KIT)	DICHTRING (BAUSATZ)
5	6090083	1	NV	1	BLOC	BLOCK	BLOCK
6	4290117	1	CHC M5X45	4	VIS	SCREW	SCHRAUBE
7	3350044			1	PLAQUE	PLATE	PLATTE
8	4290094		CHC M5X35	4	VIS	SCREW	SCHRAUBE
9	4410010		H M5	4	ECROU	NUT	MUTTER

ÉLECTRO-VALVE : PORTE-OUTILS (LEHNHOFF)
ELECTRO-VALVE: TOOLS-HOLDER (LEHNHOFF)
ELEKTROVENTIL : WERKZEUGETRAGE (LEHNHOFF)

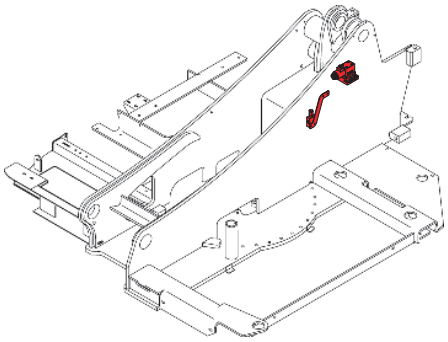

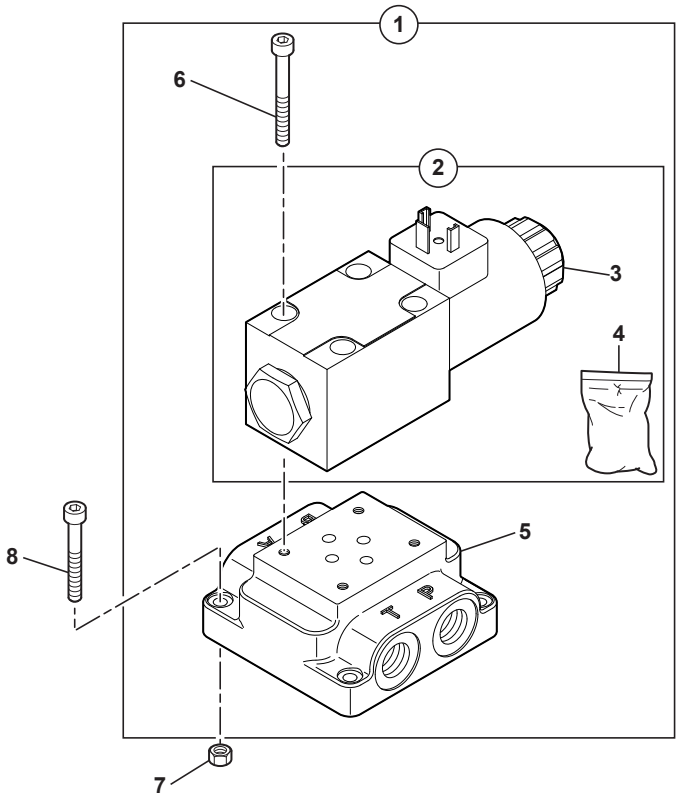

1	6090236	
2	5220109	
3	5220100	
4	5960147	
5	NV	
6	4290117	
7	4410010	
8	4290079	
9	6090251	
10	4460018	
11	4290141	
12	2503567	
13	4490006	
14	4290016	* 714MW-2
15	4290015	* 714MW-4

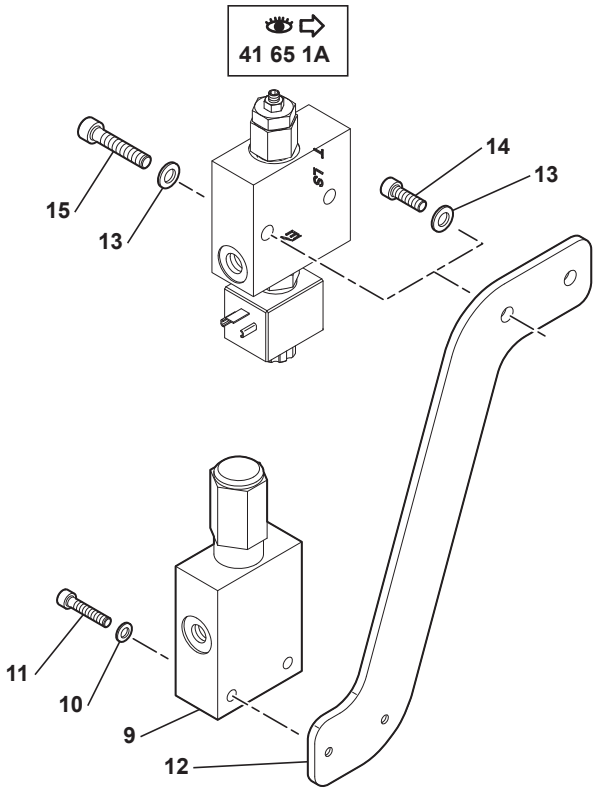

714MW_5400703_51_92_1A.eps

ELECTRO-VALVE : PORTE-OUTILS (LEHNHOFF)
ELECTRO-VALVE: TOOLS-HOLDER (LEHNHOFF)
ELEKTROVENTIL : WERKZEUGETRAGE (LEHNHOFF)

1	6090236				1	UNITE DE PILOTAGE	PILOT OIL UNIT	STEUEROELVERSORGUNGS
2	5220109	1			1	ELECTRO-DISTRIBUTEUR	SOLENOID-VALVE	ELEKTROVENTIL
3	5220100	2		24V	1	SOLENOIDE	SOLENOID	SOLENOID
4	5960147	2			1	POCHETTE DE JOINTS	SEAL (KIT)	DICHTRING (BAUSATZ)
5	6090083	1	NV		1	BLOC	BLOCK	BLOCK
6	4290117	1		CHC M5X45	4	VIS	SCREW	SCHRAUBE
7	4410010			H M5	4	ECROU	NUT	MUTTER
8	4290079			CHC M5X25	4	VIS	SCREW	SCHRAUBE
9	6090251				1	REDUCTEUR PRESSION	PRESSURE REDUCER	DRUCKMINDERER
10	4460018			MU6	2	RONDELLE	WASHER	UNTERLEGSCHEIBE
11	4290141			CHC M6X40	2	VIS	SCREW	SCHRAUBE
12	2503567				1	SUPPORT	BRACKET	TRAEGER
13	4490006			CONTACT MU8	2	RONDELLE	WASHER	UNTERLEGSCHEIBE
14	4290016			CHC M8X16	2	VIS	SCREW	SCHRAUBE
14				714MW-2				
15	4290015			CHC M8X45	2	VIS	SCREW	SCHRAUBE
15				714MW-4				

ELECTRO-VALVE : PORTE-OUTILS RATTRAPAGE DE JEU
ELECTRO-VALVE: TOOLS-HOLDER PLAY TAKE-UP
ELEKTROVENTIL : WERKZEUGETRÄGE SPIELAUSGLEICH

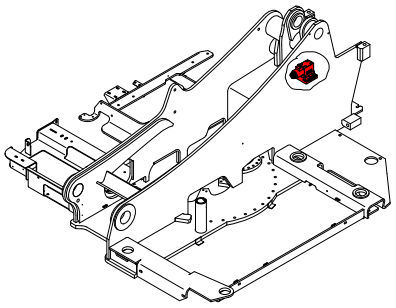

1	6090236
2	5220109
3	5220100
4	5960147
5	NV
6	4290117
7	4290079

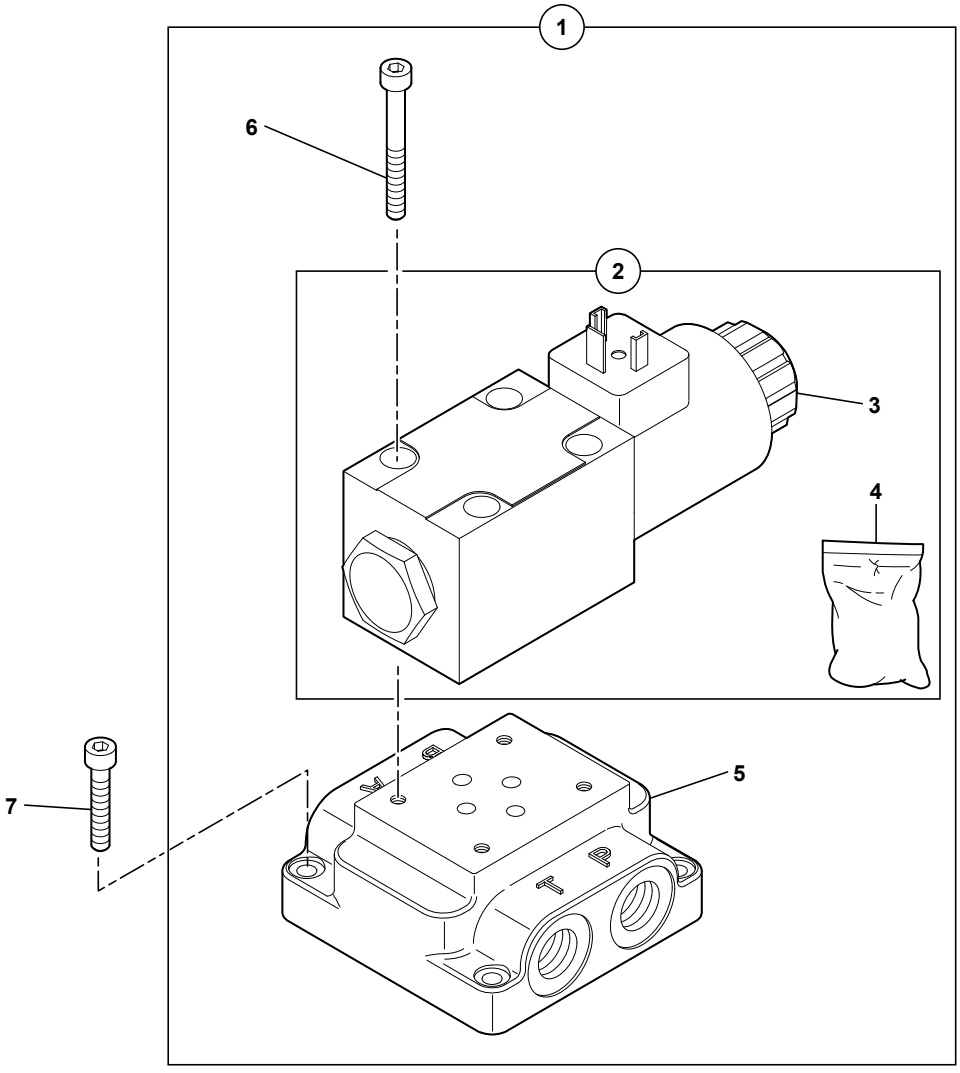

714MW_5400703_51_93_1A.eps

ELECTRO-VALVE : PORTE-OUTILS RATTRAPAGE DE JEU
ELECTRO-VALVE: TOOLS-HOLDER PLAY TAKE-UP
ELEKTROVENTIL : WERKZEUGETRAGE SPIELAUSGLEICH

*	1	6090236			1	UNITE DE PILOTAGE	PILOT OIL UNIT	STEUEROELVERSORGUNGS
*	2	5220109	1		1	ELECTRO-DISTRIBUTEUR	SOLENOID-VALVE	ELEKTROVENTIL
*	3	5220100	2	24 V	1	SOLENOIDE	SOLENOID	SOLENOID
*	4	5960147	2		1	POCHETTE DE JOINTS	SEAL (KIT)	DICHTRING (BAUSATZ)
*	5	6090083	1	NV	1	BLOC	BLOCK	BLOCK
*	6	4290117	1	CHC M5X45	4	VIS	SCREW	SCHRAUBE
*	7	4290079		CHC M5X25	4	VIS	SCREW	SCHRAUBE

SÉLECTEUR (DÉPORT-BENNE PRENEUSE)
SELECTOR (OFFSET-CLAMSHELL)
SELEKTOR (VERSETZUNGS-GREIFER)

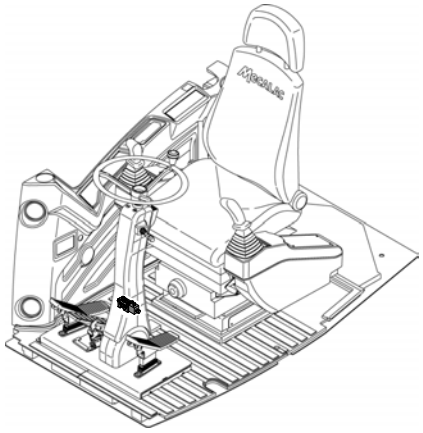

1	6090213	*
2	609A0003	
3	4290084	→ 80396 -80390
	4290141	⊢→ 80397 +80390

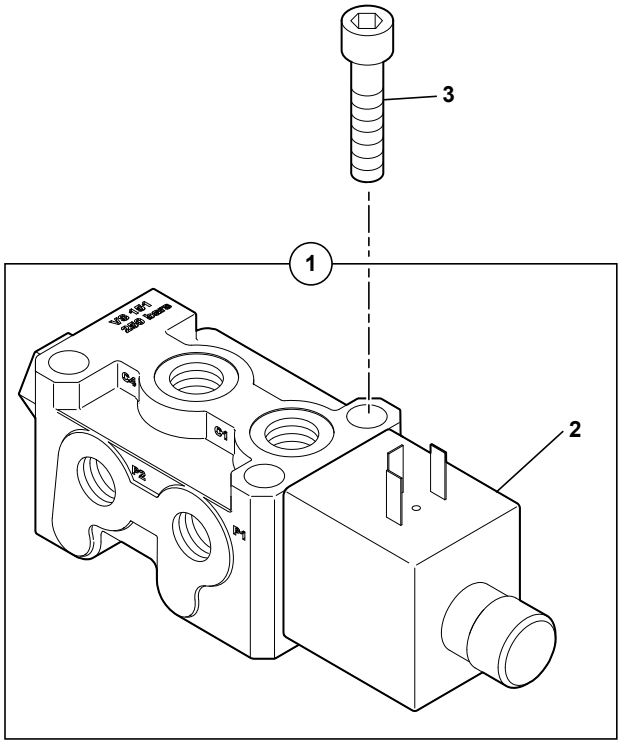

714MW_5400703_51_95_1A.eps

SELECTEUR (DEPORT-BENNE PRENEUSE)
SELECTOR (OFFSET-CLAMSHELL)
SELEKTOR (VERSETZUNGS-GREIFER)

	1	6090213			1	SELECTEUR	SELECTOR	SELEKTOR
	2	609A0003	1	24V	1	SOLENOIDE	SOLENOID	SOLENOID
*	3	4290084		CHC M5X50	2	VIS	SCREW	SCHRAUBE
*	3			→| 80396 -80390				
*	3	4290141		CHC M6X40	2	VIS	SCREW	SCHRAUBE
*	3			|→ 80397 +80390				

CATALOGUE DE PIECES DE RECHANGE
SPARE PARTS BOOK
ERSATZTEILLISTE

Hydraulique stabilisateurs / lame bull
Hydraulics stabilizers / bulldozer blade
Hydraulik Stabilisierend / Planierschild

53

SOMMAIRE
CONTENTS
INHALT

53 HYDRAULIQUE STABILISATEURS/LAME BU HYDRAULICS STABILIZERS/BULLDOZER B HYDRAULIK STABILISIEREND/PLANIERSCH

53	10	1A	C. HYDRAULIQUE (STABILISATEUR ARRIÈRE) (CHASSIS) HYDRAULICS (REAR STABILISER CIRCUIT) (FRAME) HYDRAULIKKREIS (HINTER STABILISATOR) (FAHRGESTELL)	M3
53	12	1A	C. HYDRAULIQUE (STABILISATEUR AVANT) (CHASSIS) HYDRAULICS (FRONT STABILISER CIRCUIT) (FRAME) HYDRAULIKKREIS (VORDER STABILISATOR) (FAHRGESTELL)	M1
53	20	1A	C. HYDRAULIQUE (LAME BULL ARRIÈRE SEULE) (CHASSIS) HYDRAULICS (REAR BULL BLADE ALONE) (FRAME) HYDRAULIKKREIS (NUR HINTER PLANIERSCHILD) (FAHR.)	M3
53	22	1A	C. HYDRAULIQUE (LAME BULL AVEC STAB) (CHASSIS) HYDRAULICS (BULL BLADE WITH STABILISER) (FRAME) HYDRAULIKKREIS (PLANIERSCHILD/STAB) (FAHRGESTELL)	M2
53	30	1A	CIRCUIT (STABILISATEUR/LAME BULL) (TOURELLE) HYDRAULICS (STABILISER/BULL BLADE) (TOWER) HYDRAULIKKREIS (STABILISATOR/PLANIERSCHILD) (TURM)	M3
53	50	1A	VERIN DE STABILISATEUR (GAUCHE) STABILISER RAM (LEFT) STABILISATOR ZYLINDER (LINKS)	M2
53	52	1A	VERIN DE STABILISATEUR (DROIT) STABILISER RAM (RIGHT) STABILISATOR ZYLINDER (RECHT)	M2
53	60	1A	VERIN DE LAME BULL (DROIT) DOZER BLADE CYLINDER (RIGHT) PLANIERSCHILD ZYLINDER (RECHT)	M2
53	62	1A	VERIN DE LAME BULL (GAUCHE) DOZER BLADE CYLINDER (LEFT) PLANIERSCHILD ZYLINDER (LINKS)	M2
53	70	1A	ELECTRO-VALVE : STABILISATEUR ELECTRO-VALVE: STABILISER ELEKTROVENTIL : STABILISATOR	M1
53	75	1A	ELECTRO-VALVE : LAME BULL ELECTRO-VALVE: BULLDOZER BLADE ELEKTROVENTIL: PLANIERSCHILD	M1

CIRCUIT HYDRAULIQUE (STABILISATEUR ARRIÈRE) (CHÂSSIS)
HYDRAULICS (REAR STABILISER CIRCUIT) (FRAME)
HYDRAULIKKREIS (HINTER STABILISATOR) (FAHRGESTELL)

1	4755053	
2	4755065	
3	4705128	
4	5473034	
5	5473036	
6	5473034	*
7	4725008	*
8	5473032	
9	5473121	
10	5780115	
11	5780116	
12	4755053	
13	K7030210	
14	K7030211	
15	5473117	*

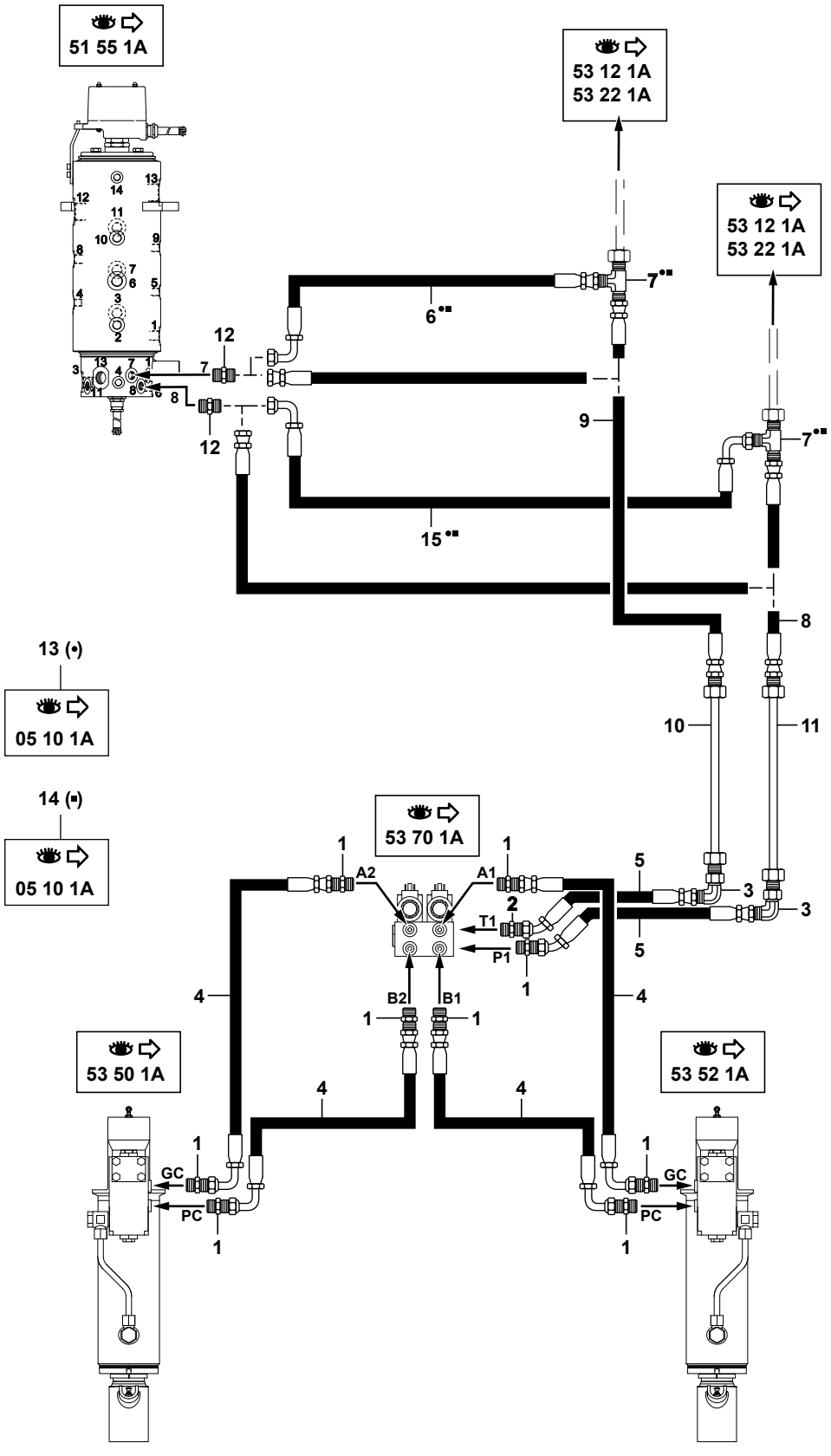

714MW_5400703_53_10_1A.eps

C. HYDRAULIQUE (STABILISATEUR ARRIÈRE) (CHASSIS)
HYDRAULICS (REAR STABILISER CIRCUIT) (FRAME)
HYDRAULIKKREIS (HINTER STABILISATOR) (FAHRGESTELL)

1	4755053		9	UNION	CONNECTOR	ANSCHLUSSTEIL
2	4755065		2	UNION	CONNECTOR	ANSCHLUSSTEIL
3	4705128		2	COUDE	ELBOW	WINKELSTUECK
4	5473034		4	FLEXIBLE	HOSE	SCHLAUCH
5	5473036		2	FLEXIBLE	HOSE	SCHLAUCH
6	5473034	13-14	1	FLEXIBLE	HOSE	SCHLAUCH
7	4725008	13-14	2	TE	TEE	T STUECK
8	5473032		1	FLEXIBLE	HOSE	SCHLAUCH
* 9	5473121	5473035	1	FLEXIBLE	HOSE	SCHLAUCH
10	5780115		1	TUBE	TUBE	ROHR
11	5780116		1	TUBE	TUBE	ROHR
12	4755053		2	UNION	CONNECTOR	ANSCHLUSSTEIL
13	K7030210	05 10 1A	PM	KIT STABILISATEURS AVANT	KIT FRONT STABILIZERS	KIT STABILISIEREND VORHER
14	K7030211	05 10 1A	PM	KIT LAME AVANT	KIT FRONT BLADE	KIT KLINGE VOHER
15	5473117	13-14	1	FLEXIBLE	HOSE	SCHLAUCH

CIRCUIT HYDRAULIQUE (STABILISATEUR AVANT) (CHÂSSIS)
HYDRAULICS (FRONT STABILISER CIRCUIT) (FRAME)
HYDRAULIKKREIS (VORDER STABILISATOR) (FAHRGESTELL)

1	4755053
2	4755065
3	4705128
4	5473034
5	5473036
6	5780114
7	5780113
8	K7030210

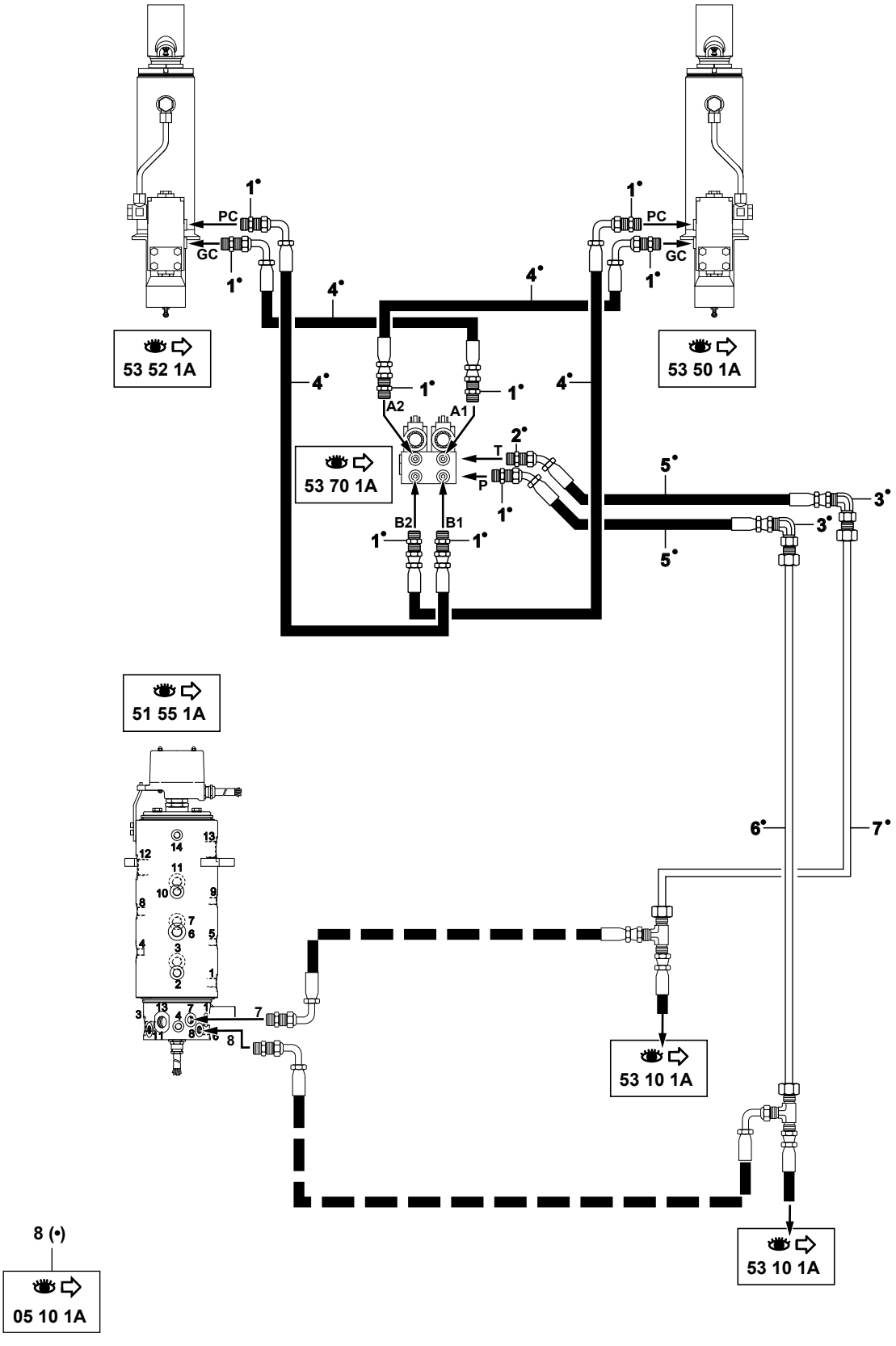

714MW_5400703_53_12_1A.eps

C. HYDRAULIQUE (STABILISATEUR AVANT) (CHASSIS)
HYDRAULICS (FRONT STABILISER CIRCUIT) (FRAME)
HYDRAULIKKREIS (VORDER STABILISATOR) (FAHRGESTELL)

1	4755053	8		9	UNION	CONNECTOR	ANSCHLUSSTEIL
2	4755065	8		1	UNION	CONNECTOR	ANSCHLUSSTEIL
3	4705128	8		2	COUDE	ELBOW	WINKELSTUECK
4	5473034	8		4	FLEXIBLE	HOSE	SCHLAUCH
5	5473036	8		2	FLEXIBLE	HOSE	SCHLAUCH
6	5780114	8		1	TUBE	TUBE	ROHR
7	5780113	8		1	TUBE	TUBE	ROHR
8	K7030210		05 10 1A	PM	KIT STABILISATEURS AVANT	KIT FRONT STABILIZERS	KIT STABILISIEREND VORHER

CIRCUIT HYDRAULIQUE (LAME BULL ARRIÈRE SEULE) (CHÂSSIS)
HYDRAULICS (REAR BULL BLADE ALONE) (FRAME)
HYDRAULIKKREIS (NUR HINTER PLANIERSCHILD) (FAHRGESTELL)

1	5473121
2	4725008
3	4755053
4	5474032
5	5473032
6	5780115
7	5780116

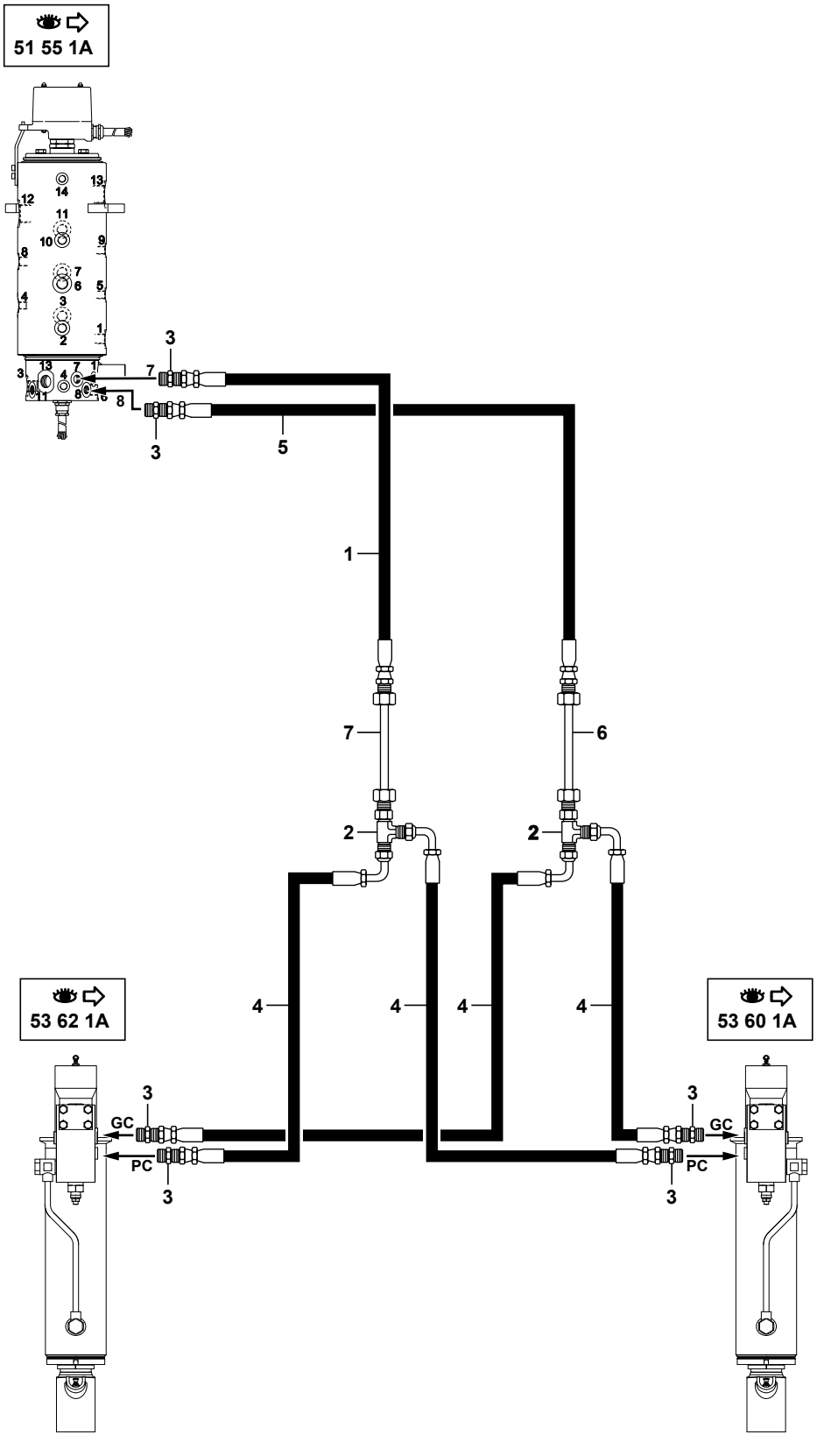

714MW_5400703_53_20_1A.eps

C. HYDRAULIQUE (LAME BULL ARRIÈRE SEULE) (CHASSIS)
HYDRAULICS (REAR BULL BLADE ALONE) (FRAME)
HYDRAULIKKREIS (NUR HINTER PLANIERSCHILD) (FAHR.)

* 1	5473121	5473035	1	FLEXIBLE	HOSE	SCHLAUCH
2	4725008		2	TE	TEE	T STUECK
3	4755053		6	UNION	CONNECTOR	ANSCHLUSSTEIL
4	5474032		4	FLEXIBLE	HOSE	SCHLAUCH
5	5473032		1	FLEXIBLE	HOSE	SCHLAUCH
6	5780115		1	TUBE	TUBE	ROHR
7	5780116		1	TUBE	TUBE	ROHR

CIRCUIT HYDRAULIQUE (LAME BULL AVEC STABILISATEUR) (CHÂSSIS)
HYDRAULICS (BULL BLADE WITH STABILISER) (FRAME)
HYDRAULIKKREIS (PLANIERSCHILD MIT STABILISATOR) (FAHRGESTELL)

1	4705121
2	4725014
3	4755053
4	4755065
5	5473030
6	5473034
7	5780114
8	5780113
9	4705128
10	5473034
11	K7030211

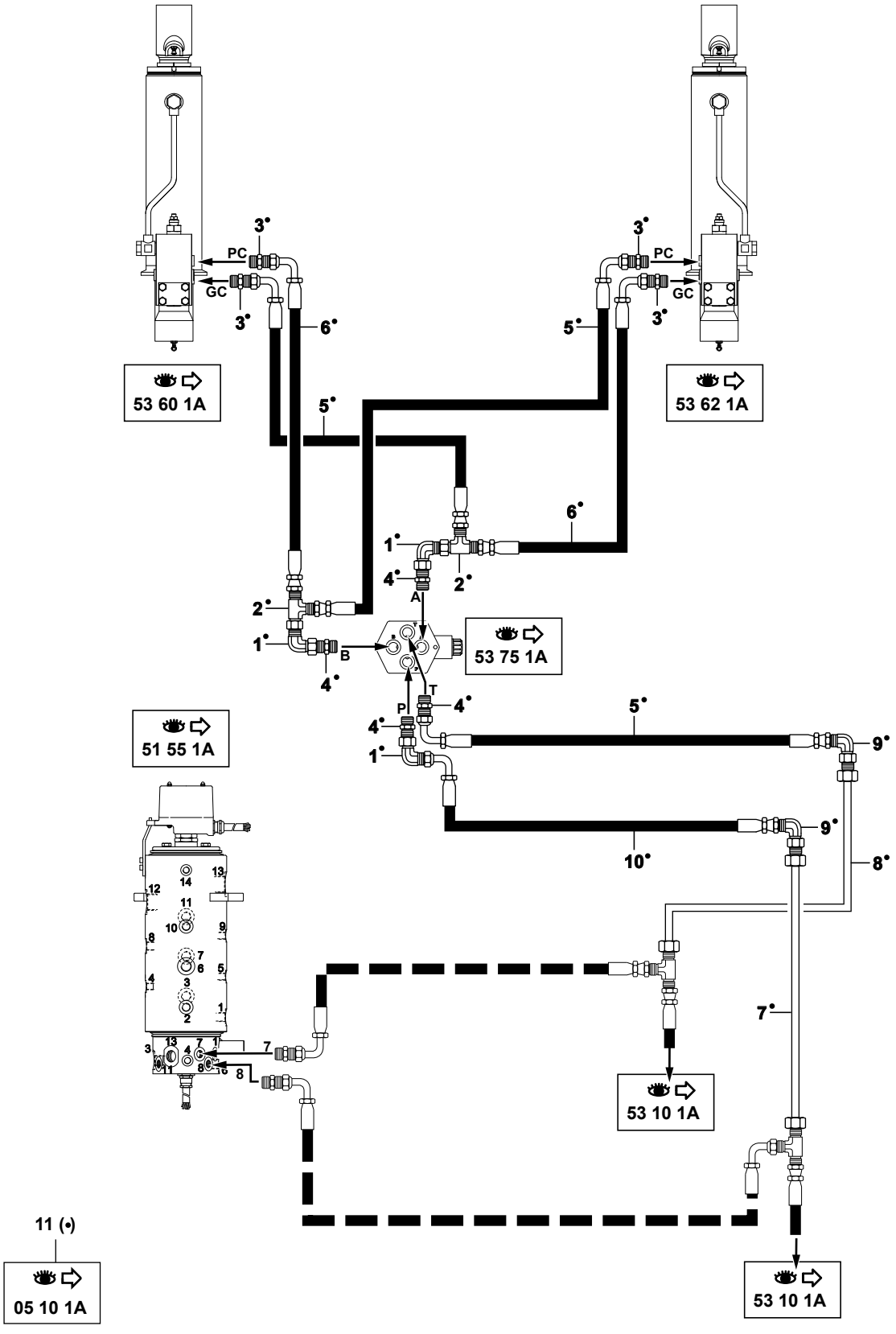

714MW_5400703_53_22_1A.eps

C. HYDRAULIQUE (LAME BULL AVEC STAB) (CHASSIS)
HYDRAULICS (BULL BLADE WITH STABILISER) (FRAME)
HYDRAULIKKREIS (PLANIERSCHILD/STAB) (FAHRGESTELL)

1	4705121	11		3	COUDE	ELBOW	WINKELSTUECK
2	4725014	11		2	TE	TEE	T STUECK
3	4755053	11		4	UNION	CONNECTOR	ANSCHLUSSTEIL
4	4755065	11		4	UNION	CONNECTOR	ANSCHLUSSTEIL
5	5473030	11		3	FLEXIBLE	HOSE	SCHLAUCH
6	5473034	11		2	FLEXIBLE	HOSE	SCHLAUCH
7	5780114	11		1	TUBE	TUBE	ROHR
8	5780113	11		1	TUBE	TUBE	ROHR
9	4705128	11		2	COUDE	ELBOW	WINKELSTUECK
10	5473034	11	5473031	1	FLEXIBLE	HOSE	SCHLAUCH
11	K7030211		05 10 1A	PM	KIT LAME AVANT	KIT FRONT BLADE	KIT KLINGE VOHER

CIRCUIT (STABILISATEUR / LAME BULL) (TOURELLE)
HYDRAULICS (STABILISER / BULL BLADE) (TOWER)
HYDRAULIKKREIS (STABILISATOR / PLANIERSCHILD) (TURM)

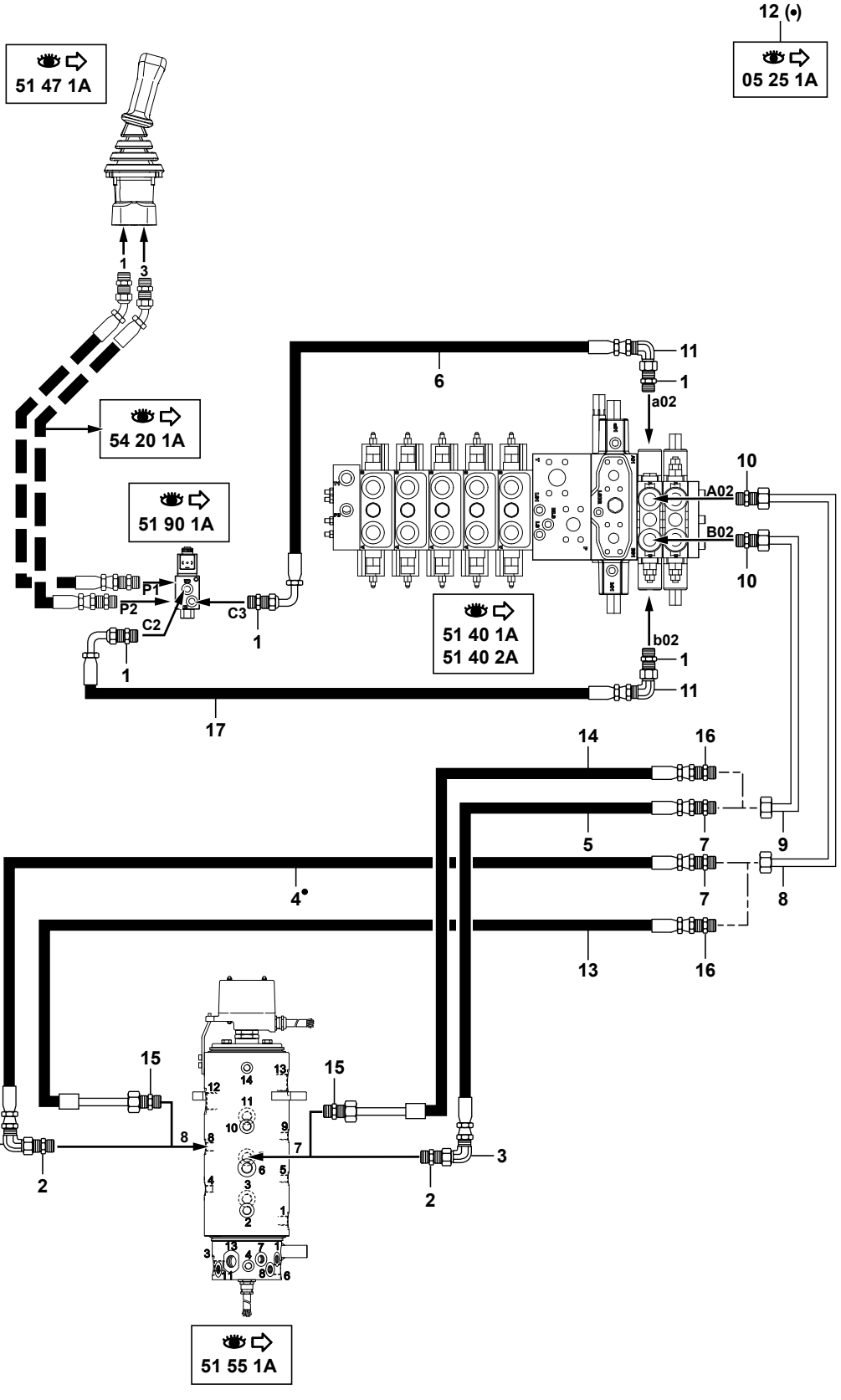

1	4755008	
2	4755053	
3	4705121	
4	5474026	→ 80396 -80390
5	5474093	→ 80396 -80390
6	5471073	→ 80396 -80390
	5471247	→ 80397 +80390
7	4755161	→ 80396 -80390
8	5780259	
9	5780261	
10	4755158	
11	4705131	
12	K7032025	
13	5474134	→ 80397 +80390
14	5474135	→ 80397 +80390
15	4755186	→ 80397 +80390
16	S	→ 80397 +80390
17	5471073	→ 80396 -80390
	5471141	→ 80397 +80390

714MW_5400703_53_30_1A.eps

CIRCUIT (STABILISATEUR/LAME BULL) (TOURELLE)
HYDRAULICS (STABILISER/BULL BLADE) (TOWER)
HYDRAULIKKREIS (STABILISATOR/PLANIERSCHILD) (TURM)

1	4755008			4	UNION	CONNECTOR	ANSCHLUSSTEIL
2	4755053	→I 80396 -80390		2	UNION	CONNECTOR	ANSCHLUSSTEIL
3	4705121			2	COUDE	ELBOW	WINKELSTUECK
4	5474026	12 →I 80396 -80390		1	FLEXIBLE	HOSE	SCHLAUCH
5	5474093	→I 80396 -80390		1	FLEXIBLE	HOSE	SCHLAUCH
6	5471073	→I 80396 -80390		1	FLEXIBLE	HOSE	SCHLAUCH
6	5471247	⊢→ 80397 +80390		1	FLEXIBLE	HOSE	SCHLAUCH
7	4755161	→I 80396 -80390		2	UNION	CONNECTOR	ANSCHLUSSTEIL
8	5780259			1	TUBE	TUBE	ROHR
9	5780261			1	TUBE	TUBE	ROHR
10	4755158			2	UNION	CONNECTOR	ANSCHLUSSTEIL
11	4705131			2	COUDE	ELBOW	WINKELSTUECK
12	K7032025	05 25 1A		PM	KIT JOINT TOURNANT	SWIVEL JOINT KIT	DREHVERTEILER SATZ
13	5474134	⊢→ 80397 +80390		1	FLEXIBLE	HOSE	SCHLAUCH
14	5474135	⊢→ 80397 +80390		1	FLEXIBLE	HOSE	SCHLAUCH
15	4755186	⊢→ 80397 +80390		2	UNION	CONNECTOR	ANSCHLUSSTEIL
16	4755196	⊢→ 80397 +80390		2	UNION	CONNECTOR	ANSCHLUSSTEIL
* 16		S					
17	5471073	→I 80396 -80390		1	FLEXIBLE	HOSE	SCHLAUCH
17	5471141	⊢→ 80397 +80390		1	FLEXIBLE	HOSE	SCHLAUCH

VÉRIN DE STABILISATEUR (GAUCHE)
STABILISER RAM (LEFT)
STABILISATOR ZYLINDER (LINKS)

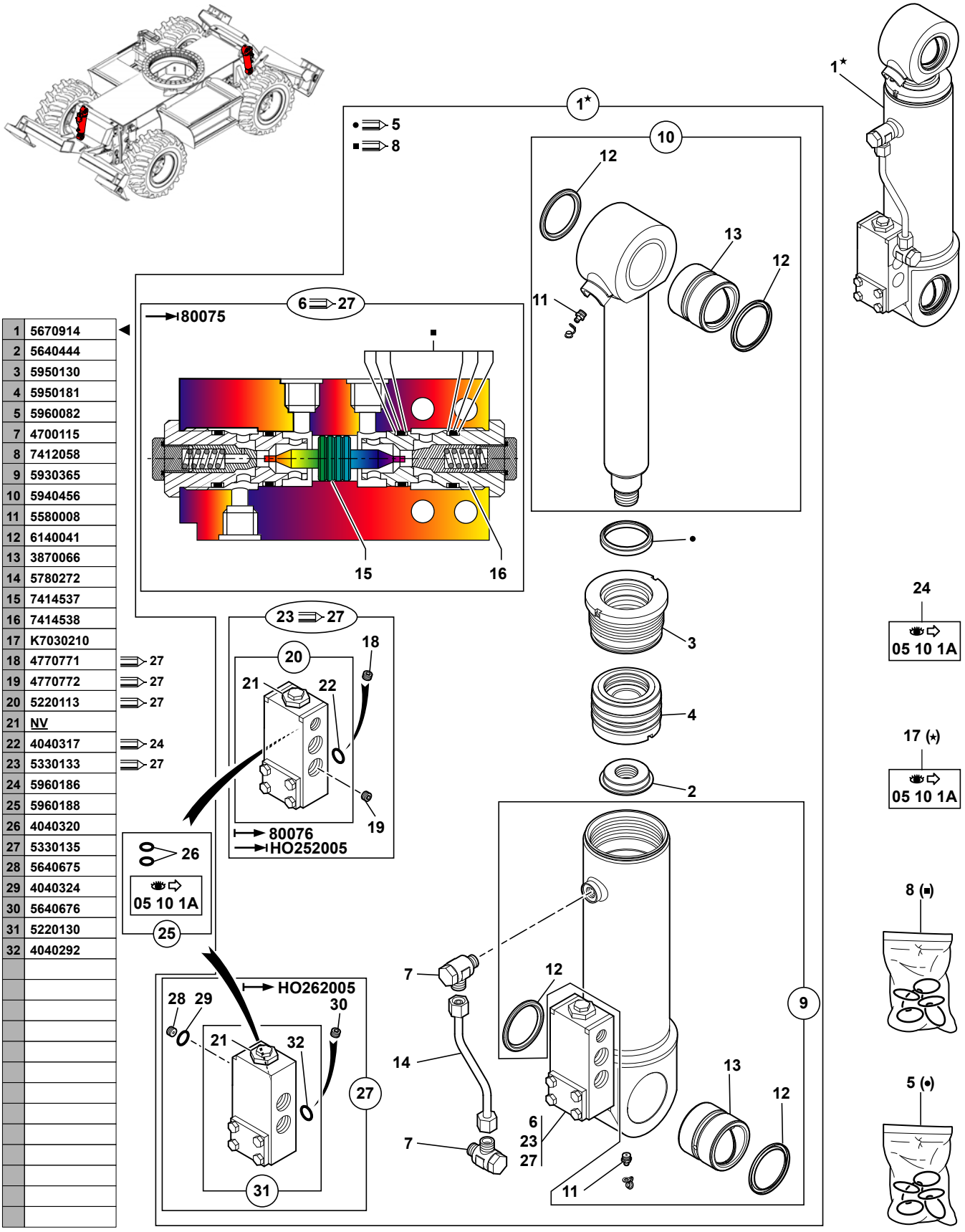

714MW_5400703_53_50_1A.eps

VERIN DE STABILISATEUR (GAUCHE)
STABILISER RAM (LEFT)
STABILISATOR ZYLINDER (LINKS)

1	5670914	17		1	VERIN STABILISATEUR	STABILISER RAM	STABILISATOR ZYLIND.
2	5640444	1		1	ECROU A CRENEAUX	CASTLE NUT	KRONENMUTTER
3	5950130	1		1	PALIER	BEARING	LAGER
4	5950181	1		1	PISTON	PISTON	KOLBEN
5	5960082	1		1	POCHETTE DE JOINTS	SEAL (KIT)	DICHTRING (BAUSATZ)
6	4690259	1	80075	1	CLAPET ANTI-RETOUR	CHECK VALVE	RUECKSCHLAGVENTIL
6			27				
7	4700115	1		2	RACCORD BANJO	BANJO FITTING	RINGSTUECK
8	7412058	6	80075	1	POCHETTE DE JOINTS	SEAL (KIT)	DICHTRING (BAUSATZ)
9	5930365	1		1	CORPS DE VERIN	CYLINDER HOUSING	ZYLINDERGEHAEUSE
10	5940456	1		1	TIGE DE VERIN	ROD ASS'Y	KOLBENSTANGE
11	5580008	9-10	M10X1	2	GRAISSEUR	GREASE FITING	SCHMIERNIPPEL
12	6140041	9-10		4	JOINT	SEAL	DICHTRING
13	3870066	9-10		2	BAGUE	BUSH	RING
14	5780272	1		1	TUBE	PIPE ASS'Y	ROHR
15	7414537	6	80075	1	TIROIR	SPOOL	STEUERSCHIEBER
16	7414538	6	80075	2	CARTOUCHE	CARTRIDGE	EINSATZ
17	K7030210		05 10 1A	PM	KIT STABILISATEURS AVANT	KIT FRONT STABILIZERS	KIT STABILISIEREND VORHER
18	4770771	23	27 / Ø2	2	GICLEUR	NOZZLE	SPRITZDUESE
19	4770772	23	27 / Ø3	1	GICLEUR	NOZZLE	SPRITZDUESE
20	5220113	23	27	1	CLAPET ANTI-RETOUR	CHECK VALVE	RUECKSCHLAGVENTIL
21	5220115	20-31	NV	2	CARTOUCHE	CARTRIDGE	EINSATZ
22	4040317	20	24	2	JOINT TORIQUE	O-RING	O-RING
23	5330133	1	27	1	KIT CLAPET ANTI-RETOUR	CHECK VALVE KIT	RUECKSCHLAGVENTIL-BAUSATZ
24	5960186		05 10 1A	PM	KIT JOINTS	SEAL KIT	BAUSATZ DICHTUNGS
25	5960188		05 10 1A	PM	KIT JOINTS	SEAL KIT	BAUSATZ DICHTUNGS
26	4040320	25		2	JOINT TORIQUE	O-RING	O-RING
27	5330135	1	5330133	1	KIT CLAPET ANTI-RETOUR	CHECK VALVE KIT	RUECKSCHLAGVENTIL-BAUSATZ
28	5640675	27	Ø 3	1	GICLEUR	NOZZLE	SPRITZDUESE
29	4040324	27		1	JOINT TORIQUE	O-RING	O-RING
30	5640676	27	Ø 2	2	GICLEUR	NOZZLE	SPRITZDUESE
31	5220130	27		1	CLAPET ANTI-RETOUR	CHECK VALVE	RUECKSCHLAGVENTIL
32	4040292	31		2	JOINT TORIQUE	O-RING	O-RING

VÉRIN DE STABILISATEUR (DROIT)
STABILISER RAM (RIGHT)
STABILISATOR ZYLINDER (RECHT)

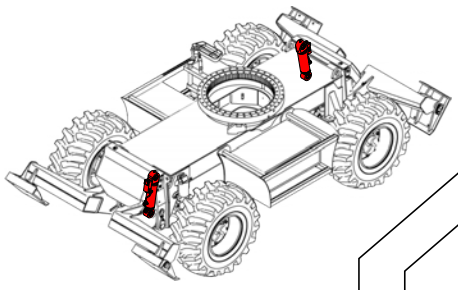

1	5670909	▶
2	5640444	
3	5950130	
4	5950181	
5	5960082	
7	4700115	
8	7412058	
9	5930365	
10	5940456	
11	5580008	
12	6140041	
13	3870066	
14	5780272	
15	7414537	
16	7414538	
17	K7030210	
18	4770771	27
19	4770772	27
20	5220113	27
21	NV	
22	4040317	24
23	5330133	27
24	5960186	
25	5960188	
26	4040320	
27	5330135	
28	5640675	
29	4040324	
30	5640676	
31	5220130	
32	4040292	

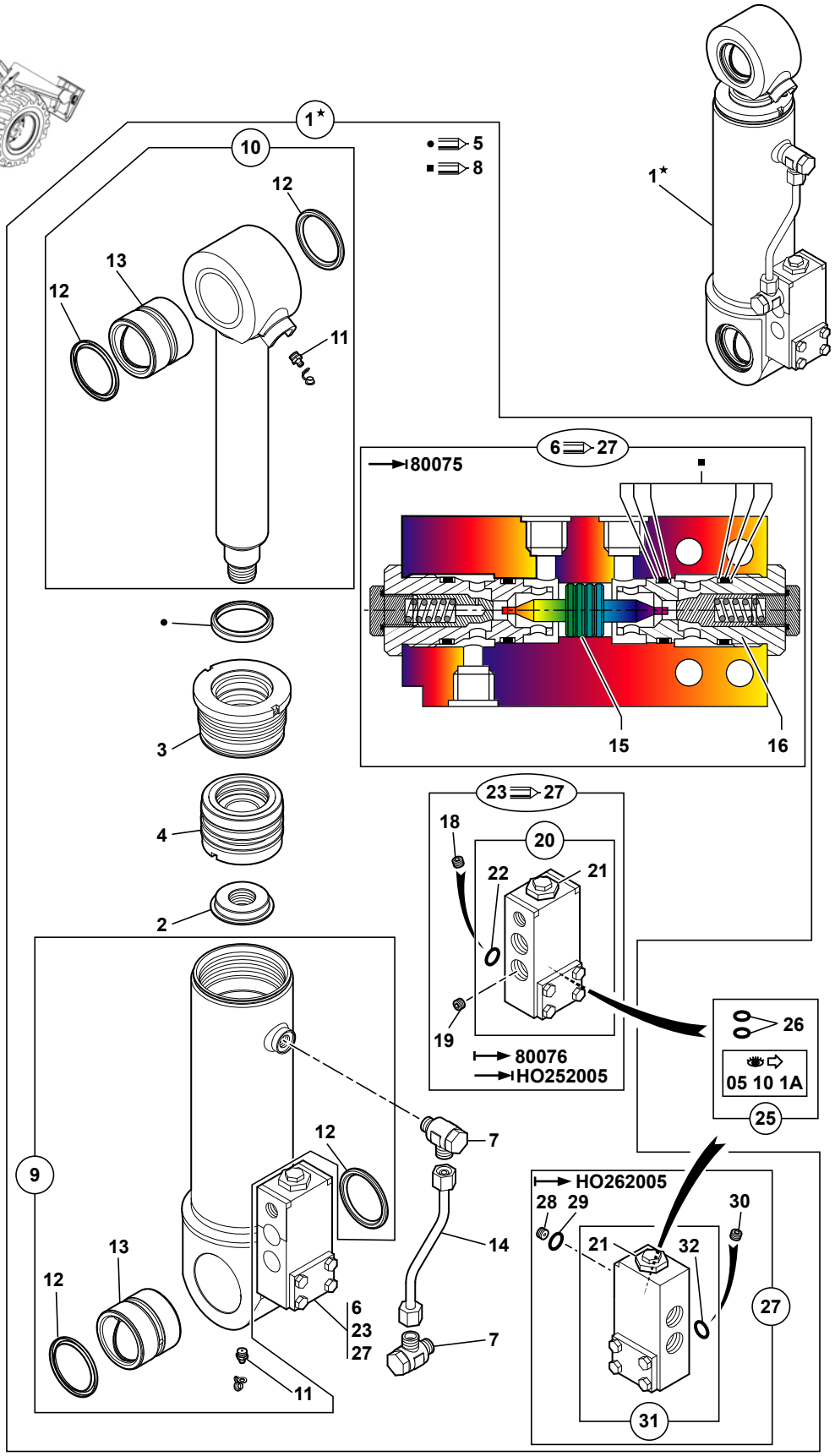

714MW_5400703_53_52_1A.eps

VERIN DE STABILISATEUR (DROIT)
STABILISER RAM (RIGHT)
STABILISATOR ZYLINDER (RECHT)

1	5670909	17	▶	1	VERIN STABILISATEUR	STABILISER RAM	STABILISATOR ZYLIND.
2	5640444	1		1	ECROU A CRENEAUX	CASTLE NUT	KRONENMUTTER
3	5950130	1		1	PALIER	BEARING	LAGER
4	5950181	1		1	PISTON	PISTON	KOLBEN
5	5960082	1		1	POCHETTE DE JOINTS	SEAL (KIT)	DICHTRING (BAUSATZ)
6	4690259	1	→I 80075	1	CLAPET ANTI-RETOUR	CHECK VALVE	RUECKSCHLAGVENTIL
6			27				
7	4700115	1		2	RACCORD BANJO	BANJO FITTING	RINGSTUECK
8	7412058	6	→I 80075	1	POCHETTE DE JOINTS	SEAL (KIT)	DICHTRING (BAUSATZ)
9	5930365	1		1	CORPS DE VERIN	CYLINDER HOUSING	ZYLINDERGEHAEUSE
10	5940456	1		1	TIGE DE VERIN	ROD ASS'Y	KOLBENSTANGE
11	5580008	9-10	M10X1	2	GRAISSEUR	GREASE FITING	SCHMIERNIPPEL
12	6140041	9-10		4	JOINT	SEAL	DICHTRING
13	3870066	9-10		2	BAGUE	BUSH	RING
14	5780272	1		1	TUBE	PIPE ASS'Y	ROHR
15	7414537	6	→I 80075	1	TIROIR	SPOOL	STEUERSCHIEBER
16	7414538	6	→I 80075	2	CARTOUCHE	CARTRIDGE	EINSATZ
17	K7030210		05 10 1A	PM	KIT STABILISATEURS AVANT	KIT FRONT STABILIZERS	KIT STABILISIEREND VORHER
18	4770771	23	27 / Ø2	2	GICLEUR	NOZZLE	SPRITZDUESE
19	4770772	23	27 / Ø3	1	GICLEUR	NOZZLE	SPRITZDUESE
20	5220113	23	27	1	CLAPET ANTI-RETOUR	CHECK VALVE	RUECKSCHLAGVENTIL
21	5220115	20-31	NV	2	CARTOUCHE	CARTRIDGE	EINSATZ
22	4040317	20	24	2	JOINT TORIQUE	O-RING	O-RING
23	5330133	1	27	1	KIT CLAPET ANTI-RETOUR	CHECK VALVE KIT	RUECKSCHLAGVENTIL-BAUSATZ
24	5960186		05 10 1A	PM	KIT JOINTS	SEAL KIT	BAUSATZ DICHTUNGS
25	5960188		05 10 1A	PM	KIT JOINTS	SEAL KIT	BAUSATZ DICHTUNGS
26	4040320	25		2	JOINT TORIQUE	O-RING	O-RING
27	5330135	1	5330133	1	KIT CLAPET ANTI-RETOUR	CHECK VALVE KIT	RUECKSCHLAGVENTIL-BAUSATZ
28	5640675	27	Ø 3	1	GICLEUR	NOZZLE	SPRITZDUESE
29	4040324	27		1	JOINT TORIQUE	O-RING	O-RING
30	5640676	27	Ø 2	2	GICLEUR	NOZZLE	SPRITZDUESE
31	5220130	27		1	CLAPET ANTI-RETOUR	CHECK VALVE	RUECKSCHLAGVENTIL
32	4040292	31		2	JOINT TORIQUE	O-RING	O-RING

VÉRIN DE LAME BULL (DROIT)
DOZER BLADE CYLINDER (RIGHT)
PLANIERSCHILD ZYLINDER (RECHT)

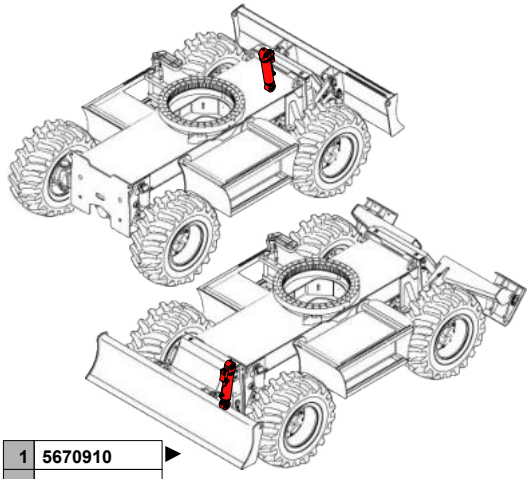

1	5670910 ▶
2	5640444
3	5950130
4	5950181
5	5960082
6	4700115
7	5780313
8	5220122
9	4740012
10	5930367
11	5940459
12	5580008
13	6140041
14	3870066
15	K7030211

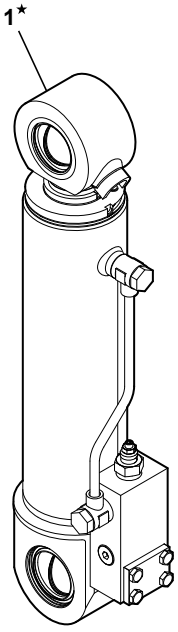

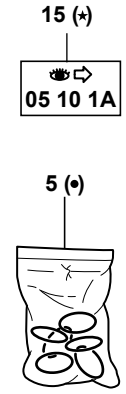

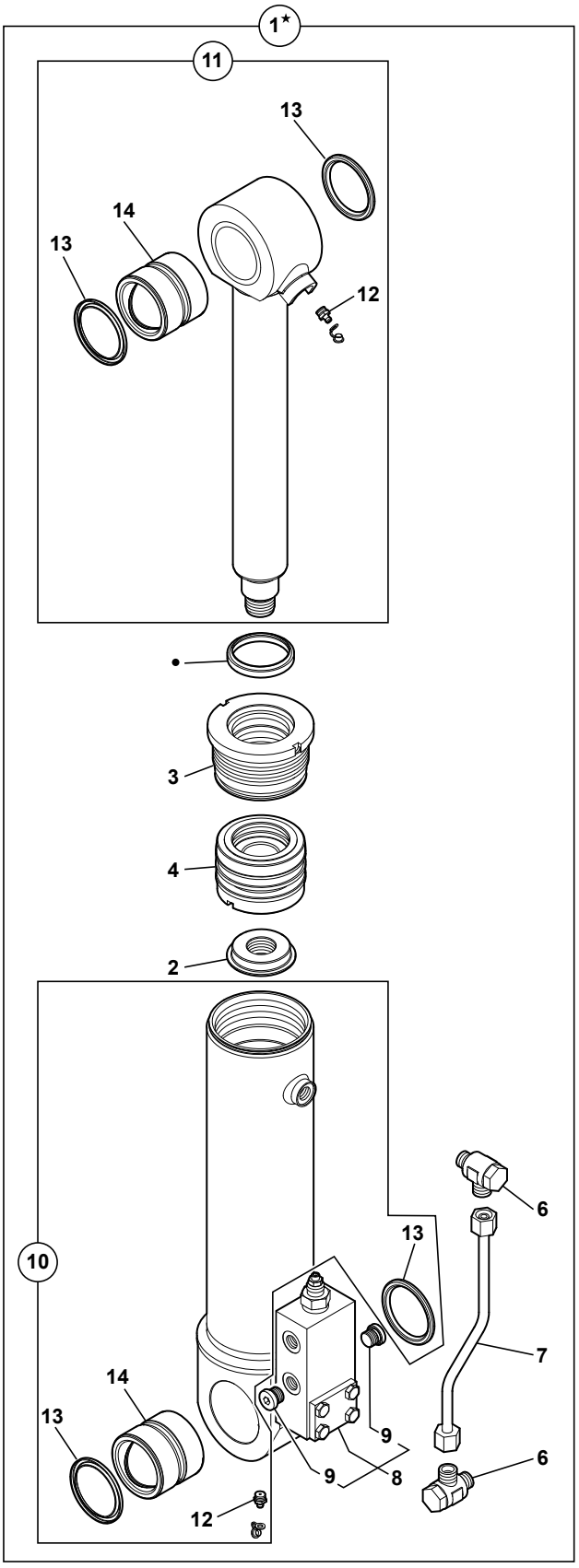

714MW_5400703_53_60_1A.eps

VERIN DE LAME BULL (DROIT)
DOZER BLADE CYLINDER (RIGHT)
PLANIERSCHILD ZYLINDER (RECHT)

1	5670910	15 ▶		1	VERIN DE LAME BULL	DOZER BLADE CYLINDER	PLANIERSCHILDZYL.
2	5640444	1		1	ECROU A CRENEAUX	CASTLE NUT	KRONENMUTTER
3	5950130	1		1	PALIER	BEARING	LAGER
4	5950181	1		1	PISTON	PISTON	KOLBEN
5	5960082	1		1	POCHETTE DE JOINTS	SEAL (KIT)	DICHTRING (BAUSATZ)
6	4700115	1		2	RACCORD BANJO	BANJO FITTING	RINGSTUECK
7	5780313	1	●○ 5780276	1	TUBE	TUBE	ROHR
8	5220122	1		1	CLAPET ANTI-RETOUR	CHECK VALVE	RUECKSCHLAGVENTIL
9	4740012	8		2	BOUCHON	PLUG	VERSCHL.STOPFEN
10	5930367	1		1	CORPS DE VERIN	CYLINDER HOUSING	ZYLINDERGEHAEUSE
11	5940459	1		1	TIGE DE VERIN	ROD ASS'Y	KOLBENSTANGE
12	5580008	10-11	M10X1	2	GRAISSEUR	GREASE FITING	SCHMIERNIPPEL
13	6140041	10-11		4	JOINT	SEAL	DICHTRING
14	3870066	10-11		2	BAGUE	BUSH	RING
15	K7030211		05 10 1A	PM	KIT LAME AVANT	KIT FRONT BLADE	KIT KLINGE VOHER

VÉRIN DE LAME BULL (GAUCHE)
DOZER BLADE CYLINDER (LEFT)
PLANIERSCHILD ZYLINDER (LINKS)

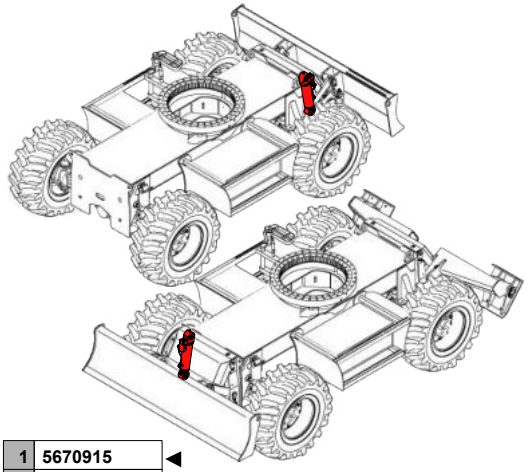

1	5670915 ◀
2	5640444
3	5950130
4	5950181
5	5960082
6	4700115
7	5780313
8	5220122
9	4740012
10	5930367
11	5940459
12	5580008
13	6140041
14	3870066
15	K7030211

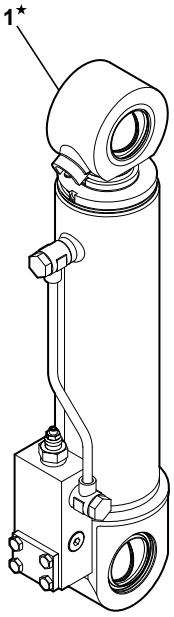

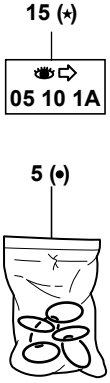

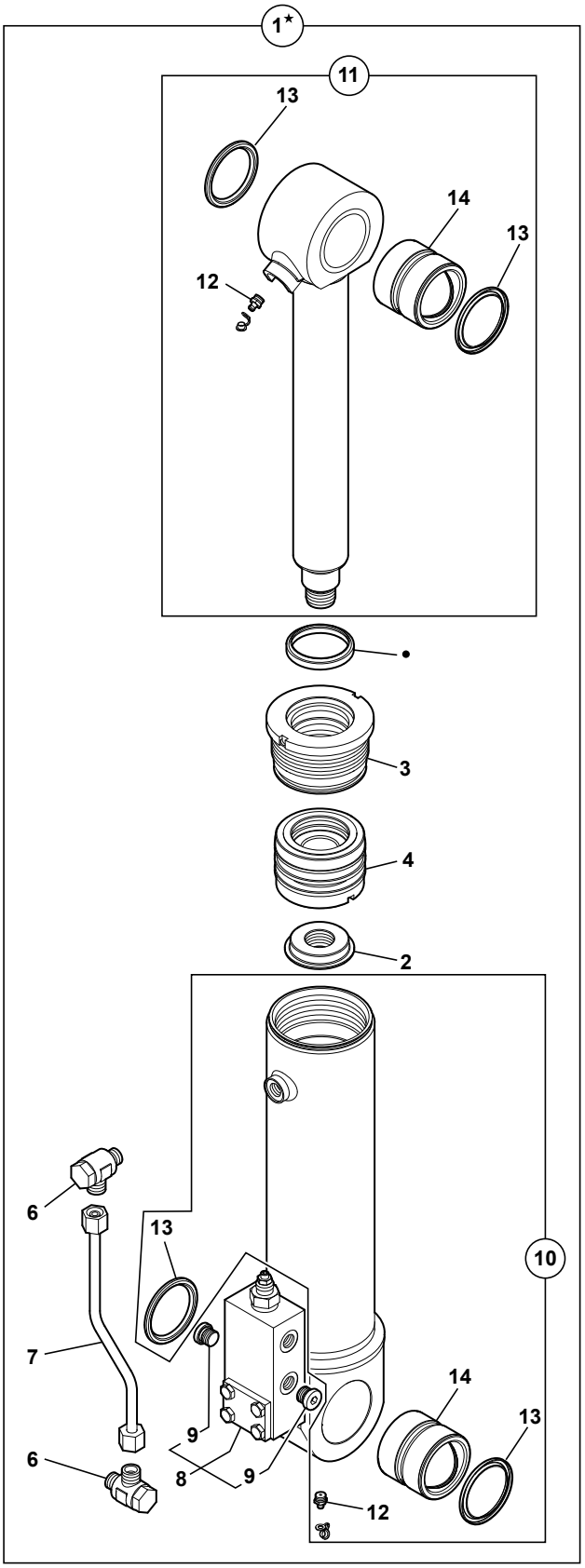

714MW_5400703_53_62_1A.eps

VERIN DE LAME BULL (GAUCHE)
DOZER BLADE CYLINDER (LEFT)
PLANIERSCHILD ZYLINDER (LINKS)

1	5670915	15		1	VERIN DE LAME BULL	DOZER BLADE CYLINDER	PLANIERSCHILDZYL.
2	5640444	1		1	ECROU A CRENEAUX	CASTLE NUT	KRONENMUTTER
3	5950130	1		1	PALIER	BEARING	LAGER
4	5950181	1		1	PISTON	PISTON	KOLBEN
5	5960082	1		1	POCHETTE DE JOINTS	SEAL (KIT)	DICHTRING (BAUSATZ)
6	4700115	1		2	RACCORD BANJO	BANJO FITTING	RINGSTUECK
7	5780313	1	5780276	1	TUBE	TUBE	ROHR
8	5220122	1		1	CLAPET ANTI-RETOUR	CHECK VALVE	RUECKSCHLAGVENTIL
9	4740012	8		2	BOUCHON	PLUG	VERSCHL.STOPFEN
10	5930367	1		1	CORPS DE VERIN	CYLINDER HOUSING	ZYLINDERGEHAEUSE
11	5940459	1		1	TIGE DE VERIN	ROD ASS'Y	KOLBENSTANGE
12	5580008	10-11	M10X1	2	GRAISSEUR	GREASE FITING	SCHMIERNIPPEL
13	6140041	10-11		4	JOINT	SEAL	DICHTRING
14	3870066	10-11		2	BAGUE	BUSH	RING
15	K7030211		05 10 1A	PM	KIT LAME AVANT	KIT FRONT BLADE	KIT KLINGE VOHER

ÉLECTRO-VALVE : STABILISATEUR
ELECTRO-VALVE: STABILISER
ELEKTROVENTIL : STABILISATOR

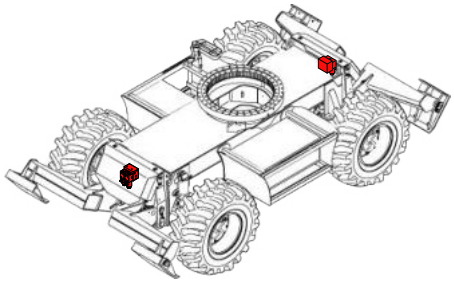

15 (*)
05 10 1A

1	6090193	*
2	3610328	
3	4380043	
4	4290117	
5	4740012	
6	4740058	
7	5220105	
8	5220100	
9	5960147	
10	NV	
11	4740240	
12	4380054	
13	4490003	
14	4490006	
15	K7030210	

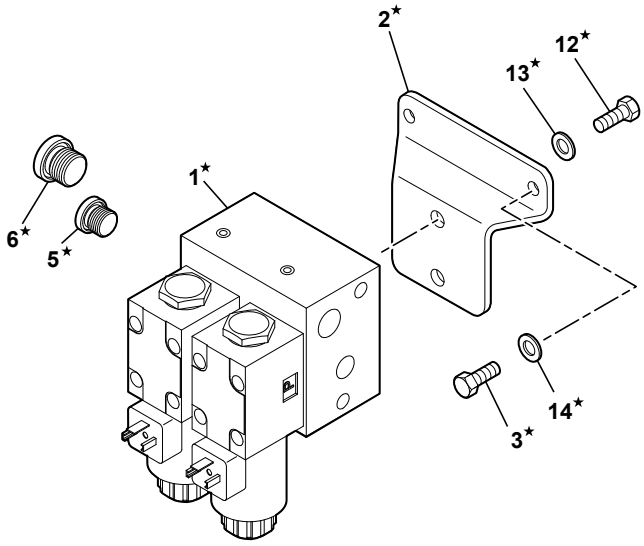

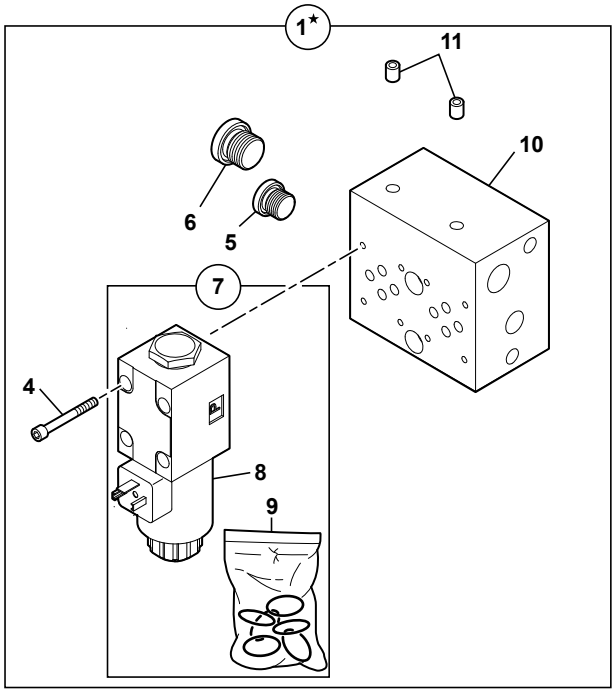

714MW_5400703_53_70_1A.eps

ELECTRO-VALVE : STABILISATEUR
ELECTRO-VALVE: STABILISER
ELEKTROVENTIL : STABILISATOR

1	6090193	15			1	ELECTRO - VALVE	ELECTRO - VALVE	ELEKTROVENTIL
1					2			
2	3610328	15			1	SUPPORT	BRACKET	TRAEGER
3	4380043	15		H M8x20	2	VIS	SCREW	SCHRAUBE
4	4290117	1		CHC M5X45	8	VIS	SCREW	SCHRAUBE
5	4740012	1-15			1	BOUCHON	PLUG	VERSCHL.STOPFEN
6	4740058	1-15			1	BOUCHON	PLUG	VERSCHL.STOPFEN
7	5220105	1			2	ELECTRO-DISTRIBUTEUR	SOLENOID-VALVE	ELEKTROVENTIL
8	5220100	7		24V	1	SOLENOIDE	SOLENOID	SOLENOID
9	5960147	7			1	POCHETTE DE JOINTS	SEAL (KIT)	DICHTRING (BAUSATZ)
10	6090229	1	NV		1	BLOC	BLOCK	BLOCK
11	4740240	1			2	BOUCHON	PLUG	VERSCHL.STOPFEN
12	4380054	15		H M10X20	2	VIS	SCREW	SCHRAUBE
13	4490003	15		CONTACT MU10	2	RONDELLE	WASHER	UNTERLEGSCHEIBE
14	4490006	15		CONTACT MU8	2	RONDELLE	WASHER	UNTERLEGSCHEIBE
15	K7030210			05 10 1A	PM	KIT STABILISATEURS AVANT	KIT FRONT STABILIZERS	KIT STABILISIEREND VORHER

ÉLECTRO-VALVE : LAME BULL
ELECTRO-VALVE: BULLDOZER BLADE
ELEKTROVENTIL : PLANIERSCHILD

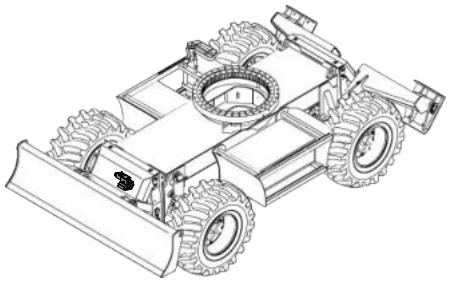

13 (*)
05 10 1A

1	6090194	*
2	3610327	
3	4290117	
4	NV	
5	5220105	
6	5220100	
7	5960147	
8	4290007	
9	4490014	
10	4410013	
11	4380043	
12	4490006	
13	K7030211	

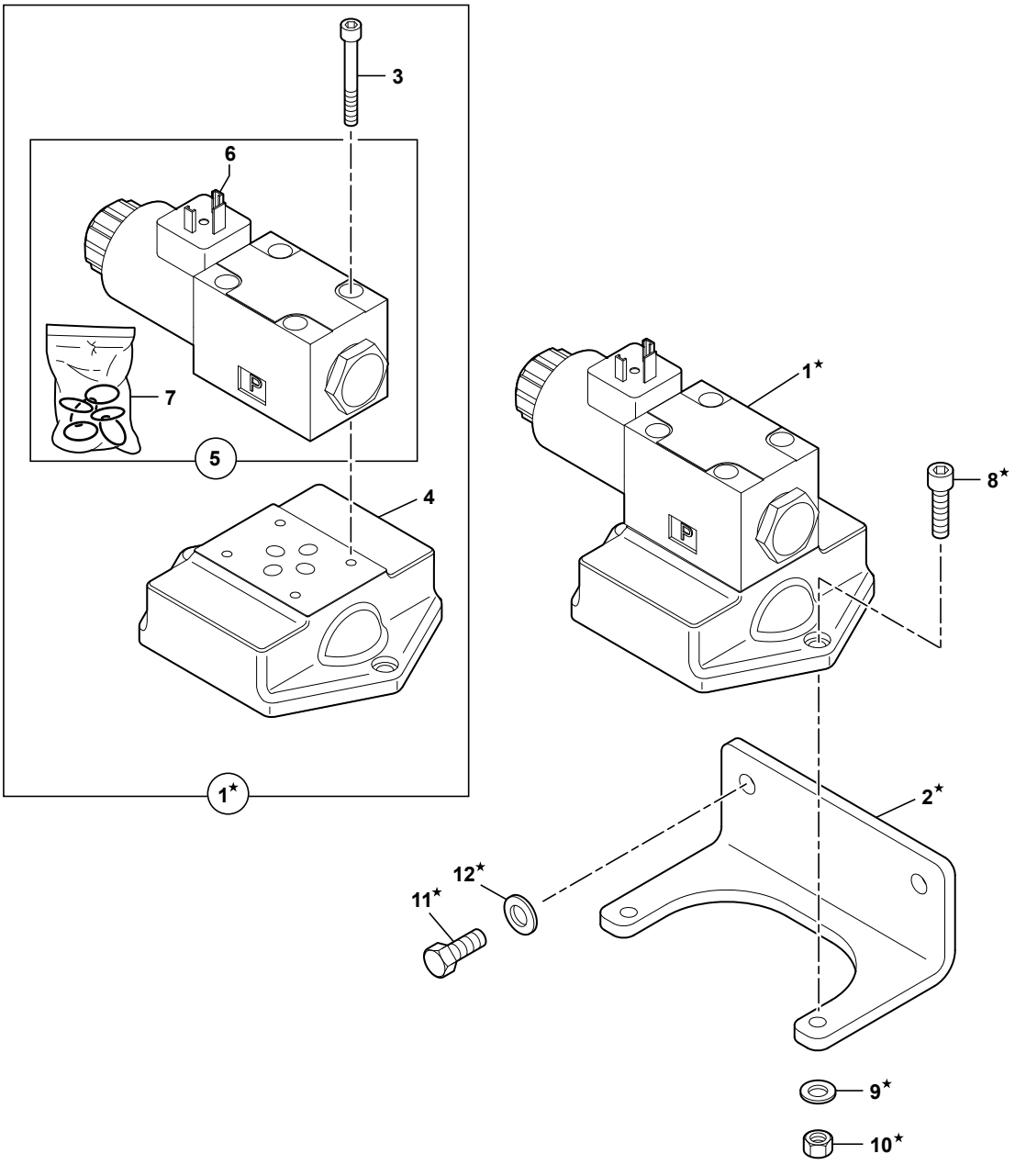

714MW_5400703_53_75_1A.eps

ELECTRO-VALVE : LAME BULL
ELECTRO-VALVE: BULLDOZER BLADE
ELEKTROVENTIL: PLANIERSCHILD

1	6090194	13			1	ELECTRO - VALVE	ELECTRO - VALVE	ELEKTROVENTIL
2	3610327	13			1	SUPPORT	BRACKET	TRAEGER
3	4290117	1		CHC M5X45	4	VIS	SCREW	SCHRAUBE
4	6090228	1	NV		1	EMBASE	BASE	GRUNDPLATTE
5	5220105	1			1	ELECTRO-DISTRIBUTEUR	SOLENOID-VALVE	ELEKTROVENTIL
6	5220100	5		24V	1	SOLENOIDE	SOLENOID	SOLENOID
7	5960147	5			1	POCHETTE DE JOINTS	SEAL (KIT)	DICHTRING (BAUSATZ)
8	4290007	13		CHC M6X20	2	VIS	SCREW	SCHRAUBE
9	4490014	13		CONTACT MU6	2	RONDELLE	WASHER	UNTERLEGSCHEIBE
10	4410013	13		H M6	2	ECROU	NUT	MUTTER
11	4380043	13		H M8X20	2	VIS	SCREW	SCHRAUBE
12	4490006	13		CONTACT MU8	2	RONDELLE	WASHER	UNTERLEGSCHEIBE
13	K7030211			05 10 1A	PM	KIT LAME AVANT	KIT FRONT BLADE	KIT KLINGE VOHER

CATALOGUE DE PIECES DE RECHANGE
SPARE PARTS BOOK
ERSATZTEILLISTE

Hydraulique équipement
Hydraulics equipment
Hydraulik Anbau

54

SOMMAIRE
CONTENTS
INHALT

54 HYDRAULIQUE ÉQUIPEMENT — HYDRAULICS EQUIPMENT — HYDRAULIK ANBAU

54	10	1A	CIRCUIT HYDRAULIQUE : FLECHE (STANDARD) HYDRAULICS : BOOM (STANDARD) HYDRAULIKKREIS : AUSLEGER (NORM)	→I 80396 -80390	M3
54	10	1B	CIRCUIT HYDRAULIQUE : FLECHE (STANDARD) HYDRAULICS : BOOM (STANDARD) HYDRAULIKKREIS : AUSLEGER (NORM)	I→ 80397 +80390	M3
54	15	1A	CIRCUIT HYDRAULIQUE: BEC DE FLECHE (STANDARD) HYDRAULIC : INTERMEDIATE BOOM (STANDARD) HYDRAULIKKREIS : AUSLEGERSCHNABEL (NORM)		M3
54	16	1A	CIRCUIT HYDRAULIQUE: BEC DE FLECHE / CLAPET HYDRAULIC: INTERMEDIATE BOOM / VALVE HYDRAULIKKREIS: AUSLEGERSCHNABEL / KLAPPE		M1
54	20	1A	CIRCUIT HYDRAULIQUE: VERIN DE BRAS (STANDARD) HYDRAULICS : ARM RAM (STANDARD) HYDRAULIKKREIS : ARMZYLINDER (NORM)		M3
54	20	2A	CIRCUIT HYDRAULIQUE: VERIN DE BRAS (SANS DEPORT) HYDRAULICS : ARM RAM (WITHOUT OFFSET) HYDRAULIKKREIS : ARMZYLINDER (OHNE VERSETZUNGS)		M3
54	20	3A	CIRCUIT HYDRAULIQUE: VERIN DE BRAS (PELLE) HYDRAULICS : ARM RAM (EXCAVATOR) HYDRAULIKKREIS : ARMZYLINDER (BAGGER)		M3
54	21	1A	CIRCUIT HYDRAULIQUE: VERIN DE BRAS / CLAPET HYDRAULICS: ARM RAM / VALVE HYDRAULIKKREIS: ARMZYLINDER / KLAPPE		M3
54	21	2A	C. HYDRAULIQUE: VERIN DE BRAS (PELLE) / CLAPET HYDRAULICS: ARM RAM (EXCAVATOR) / VALVE HYDRAULIKKREIS: ARMZYLINDER (BAGGER) / KLAPPE		M1
54	25	1A	CIRCUIT HYDRAULIQUE: VERIN DE GODET (STD) HYDRAULICS : BUCKET CYLINDER (STANDARD) HYDRAULIKKREIS : LOEFFELZYLINDER (NORM)		M3
54	25	2A	CIRCUIT HYDRAULIQUE: VERIN DE GODET (SANS DEPORT) HYDRAULICS: BUCKET CYLINDER (WITHOUT OFFSET) HYDRAULIKKREIS:LOEFFELZYLINDER (OHNE VERSETZUNGS		M1
54	25	3A	CIRCUIT HYDRAULIQUE: VERIN DE GODET (PELLE) HYDRAULICS: BUCKET CYLINDER (EXCAVATOR) HYDRAULIKKREIS : LOEFFELZYLINDER (BAGGER)		M1
54	26	1A	CIRCUIT HYDRAULIQUE: VERIN DE GODET / CLAPET HYDRAULICS: BUCKET CYLINDER / VALVE HYDRAULIKKREIS: LOEFFELZYLINDER / KLAPP		
54	26	2A	C. HYDRAULIQUE : VERIN DE GODET (PELLE) / CLAPET HYDRAULICS : BUCKET CYLINDER (EXCAVATOR) / VALVE HYDRAULIKKREIS : LOEFFELZYLINDER (BAGGER) / KLAPP		M1

SOMMAIRE
CONTENTS
INHALT

54 HYDRAULIQUE ÉQUIPEMENT (suite) — HYDRAULICS EQUIPMENT (continued) — HYDRAULIK ANBAU (Nachste Seite)

54	30	1A	CIRCUIT HYDRAULIQUE : VERIN DEPORT / PORTE-OUTILS HYDRAULICS : OFFSET CYLINDER / TOOLS-HOLDER HYDRAULIKKREIS:VERSETZUNGSZYLINDER/WERKZEUGETRAGER	→| 80396 -80390	M3
54	30	1B	CIRCUIT HYDRAULIQUE : VERIN DEPORT / PORTE-OUTILS HYDRAULICS : OFFSET CYLINDER / TOOLS-HOLDER HYDRAULIKKREIS:VERSETZUNGSZYLINDER/WERKZEUGETRAGER	|→ 80397 +80390	M4
54	30	2A	CIRCUIT HYDRAULIQUE : PORTE-OUTILS (PELLE) HYDRAULICS : TOOLS-HOLDER (EXCAVATOR) HYDRAULIKKREIS : WERKZEUGETRÄGE (BAGGER)	→| 80396 -80390	M3
54	30	2B	CIRCUIT HYDRAULIQUE : PORTE-OUTILS (PELLE) HYDRAULICS : TOOLS-HOLDER (EXCAVATOR) HYDRAULIKKREIS : WERKZEUGETRÄGE (BAGGER)	|→ 80397 +80390	M3
54	31	1A	CIRCUIT HYDRAULIQUE : PORTE-OUTILS (VOLVO) HYDRAULICS: TOOLS-HOLDER (VOLVO) HYDRAULIKKREIS : WERKZEUGETRÄGE (VOLVO)		M3
54	31	2A	C. HYDRAULIQUE : PORTE-OUTILS (PELLE) (VOLVO) HYDRAULICS: TOOLS-HOLDER (EXCAVATOR) (VOLVO) HYDRAULIKKREIS : WERKZEUGETRÄGE (BAGGER) (VOLVO)		M2
54	32	1A	CIRCUIT HYDRAULIQUE : PORTE-OUTILS (LEHNHOFF) HYDRAULICS: TOOLS-HOLDER (LEHNHOFF) HYDRAULIKKREIS : WERKZEUGETRÄGE (LEHNHOFF)		M3
54	32	2A	C. HYDRAULIQUE : PORTE-OUTILS (PELLE) (LEHNHOFF) HYDRAULICS: TOOLS-HOLDER (EXCAVATOR) (LEHNHOFF) HYDRAULIKKREIS: WERKZEUGETRÄGE (BAGGER) (LEHNHOFF)		M3
54	35	1A	CIRCUIT HYDRAULIQUE (ACCESSOIRES) HYDRAULIC CIRCUIT (ACCESSORIES) HYDRAULIK (ZUSATZKREIS)		M3
54	35	2A	CIRCUIT HYDRAULIQUE (ACCESSOIRES) (SANS DEPORT) HYDRAULIC CIRCUIT (ACCESSORIES) (WITHOUT OFFSET) HYDRAULIK (ZUSATZKREIS) (OHNE VERSETZUNGS)		M3
54	35	3A	CIRCUIT HYDRAULIQUE (ACCESSOIRES) (PELLE) HYDRAULIC CIRCUIT (ACCESSORIES) (EXCAVATOR) HYDRAULIK (ZUSATZKREIS) (BAGGER)		M3
54	40	1A	CIRCUIT HYDRAULIQUE : BENNE PRENEUSE HYDRAULIC: CLAMSHELL HYDRAULIKKREIS : GREIFER	→| 80396 -80390	M3
54	40	1B	CIRCUIT HYDRAULIQUE : BENNE PRENEUSE HYDRAULIC: CLAMSHELL HYDRAULIKKREIS : GREIFER	|→ 80397 +80390	M3
54	40	2A	CIRCUIT HYDRAULIQUE: BENNE PRENEUSE (SANS DÉPORT) HYDRAULIC: CLAMSHELL (WITHOUT OFFSET) HYDRAULIKKREIS : GREIFER (OHNE VERSETZUNGS)		M1

SOMMAIRE
CONTENTS
INHALT

54 HYDRAULIQUE ÉQUIPEMENT (suite) — HYDRAULICS EQUIPMENT (continued) — HYDRAULIK ANBAU (Nachste Seite)

54	40	3A	CIRCUIT HYDRAULIQUE: BENNE PRENEUSE (PELLE) HYDRAULIC: CLAMSHELL (EXCAVATOR) HYDRAULIKKREIS : GREIFER (BAGGER)		M1
54	50	1A	VERIN DE FLECHE (BAS) BOOM CYLINDER (LOW) AUSLEGERZYLINDER (BODEN)		M3
54	52	1A	VERIN DE FLECHE (HAUT) BOOM CYLINDER (HIGH) AUSLEGERZYLINDER (HOCH)		M3
54	55	1A	VERIN BEC DE FLECHE BOOM NOSE PIECE RAM BESCHICKER-RAM ZYLINDER		M3
54	60	1A	VERIN DE DEPORT OFFSET CYLINDER VERSETZUNGSZYLINDER	✱ →I 80377	M3
54	60	1B	VERIN DE DEPORT OFFSET CYLINDER VERSETZUNGSZYLINDER	✱ I→ 80378	M3
54	65	1A	VERIN DE BRAS ARM RAM ARMZYLINDER	✱ →I 80440 -80436	M3
54	65	1B	VERIN DE BRAS ARM RAM ARMZYLINDER	✱ I→ 80441 +80436	M3
54	65	2A	VERIN DE BRAS (PELLE) ARM RAM (EXCAVATOR) ARMZYLINDER (BAGGER)	✱	M3
54	70	1A	VERIN DE GODET BUCKET CYLINDER LOEFFELZYLINDER	→I 80472	M3
54	70	1B	VERIN DE GODET BUCKET CYLINDER LOEFFELZYLINDER	I→ 80473	M3
54	75	1A	VERIN DE PORTE-OUTILS TOOLS-HOLDER CYLINDER WERKZEUGETRÄGER ZYLINDER	→I 80396 -80390	M3
54	75	1B	VERIN DE PORTE-OUTILS RATTRAPAGE DE JEU CYLINDER OF TOOLS-HOLDER PLAY TAKE-UP ZYLINDER VON WERKZEUGETRÄGEN SPIELAUSGLEICH	I→ 80397 +80390	M3
54	95	1A	CLAPET DE SECURITE SAFETY VALVE SICHEREITSVENTIL		M1

CIRCUIT HYDRAULIQUE : FLÈCHE (STANDARD)
HYDRAULICS : BOOM (STANDARD)
HYDRAULIKKREIS : AUSLEGER (NORM)

→I 80396 -80390

1	4770172
2	4290033
3	5476081
4	5476089
5	5471180
6	5471179
7	4755008
8	4705013
9	5471245
10	5476080
11	4740058
12	4740033
13	4740044
14	4725061
15	5471070
16	4725055
17	4755066
18	5600006
19	5130169
20	4705131
21	5471141
22	4755151
23	5780250
24	5780249
25	5130173 ⇒ 30
26	4705013
27	4755182
28	4740033
29	4745006
30	K7032021
31	6160033

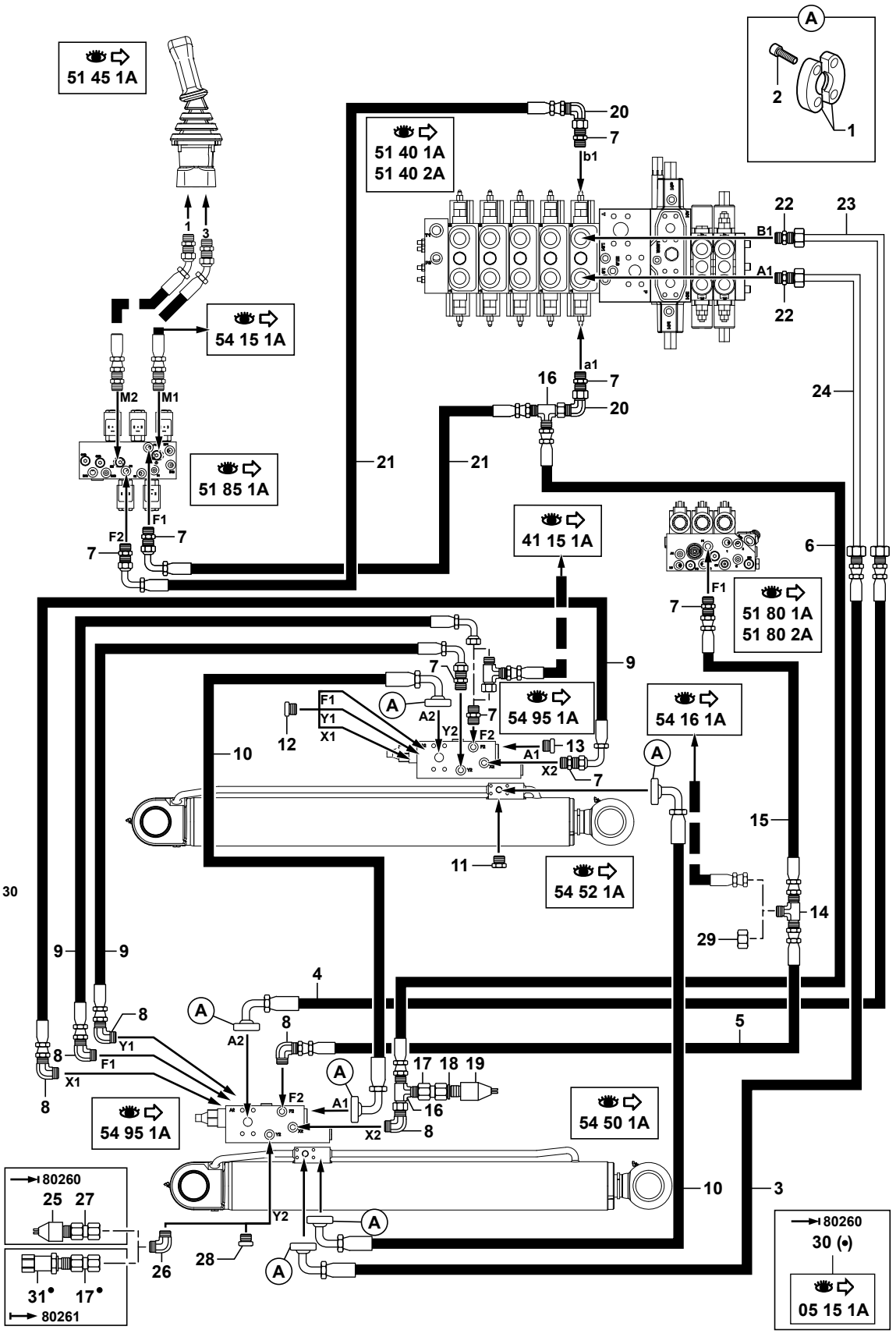

714MW_5400703_54_10_1A.eps

CIRCUIT HYDRAULIQUE : FLECHE (STANDARD)
HYDRAULICS : BOOM (STANDARD)
HYDRAULIKKREIS : AUSLEGER (NORM)

→ 80396 -80390

1	4770172			12	DEMI-BRIDE	HALF-FLANGE	HALBFLANSCHE
2	4290033		CHC M10X35	24	VIS	SCREW	SCHRAUBE
3	5476081			1	FLEXIBLE	HOSE	SCHLAUCH
4	5476089			1	FLEXIBLE	HOSE	SCHLAUCH
5	5471180			1	FLEXIBLE	HOSE	SCHLAUCH
6	5471179			1	FLEXIBLE	HOSE	SCHLAUCH
7	4755008			8	UNION	CONNECTOR	ANSCHLUSSTEIL
8	4705013			5	COUDE	ELBOW	WINKELSTUECK
* 9	5471245		●○ 5471189	3	FLEXIBLE	HOSE	SCHLAUCH
10	5476080			2	FLEXIBLE	HOSE	SCHLAUCH
11	4740058			2	BOUCHON	PLUG	VERSCHL.STOPFEN
12	4740033			3	BOUCHON	PLUG	VERSCHL.STOPFEN
13	4740044			1	BOUCHON	PLUG	VERSCHL.STOPFEN
14	4725061			1	TE	TEE	T STUECK
15	5471070			1	FLEXIBLE	HOSE	SCHLAUCH
16	4725055			2	TE	TEE	T STUECK
17	4755066			2	RACCORD	NIPPLE	VERBINDUNGSELEMENT
18	5600006			1	BAGUE	BUSH	RING
19	5130169		5 bars	1	MANO CONTACT	MANO-CONTACT	DRUCKREGLER
20	4705131			2	COUDE	ELBOW	WINKELSTUECK
21	5471141			2	FLEXIBLE	HOSE	SCHLAUCH
22	4755151			2	UNION	CONNECTOR	ANSCHLUSSTEIL
23	5780250			1	TUBE	TUBE	ROHR
24	5780249			1	TUBE	TUBE	ROHR
25	5130173		→ 80260	1	MANO CONTACT	MANO-CONTACT	DRUCKREGLER
25			30				
26	4705013			1	COUDE	ELBOW	WINKELSTUECK
27	4755182		→ 80260	1	RACCORD TOURNANT	REVOLVING CONNECTION	ROTIERENDE VERBINDUNG
28	4740033			1	BOUCHON	PLUG	VERSCHL.STOPFEN
29	4745006			1	BOUCHON	PLUG	VERSCHL.STOPFEN
30	K7032021		→ 80260	PM	KIT CAPTEURS	KIT SENSORS	KIT SENSOREN
30			05 15 1A				
31	6160033	30	→ 80261 / 0-400 bar	1	CAPTEUR	SENSOR	SENSOR

CIRCUIT HYDRAULIQUE : FLÈCHE (STANDARD)
HYDRAULICS : BOOM (STANDARD)
HYDRAULIKKREIS : AUSLEGER (NORM)

→ 80397 +80390

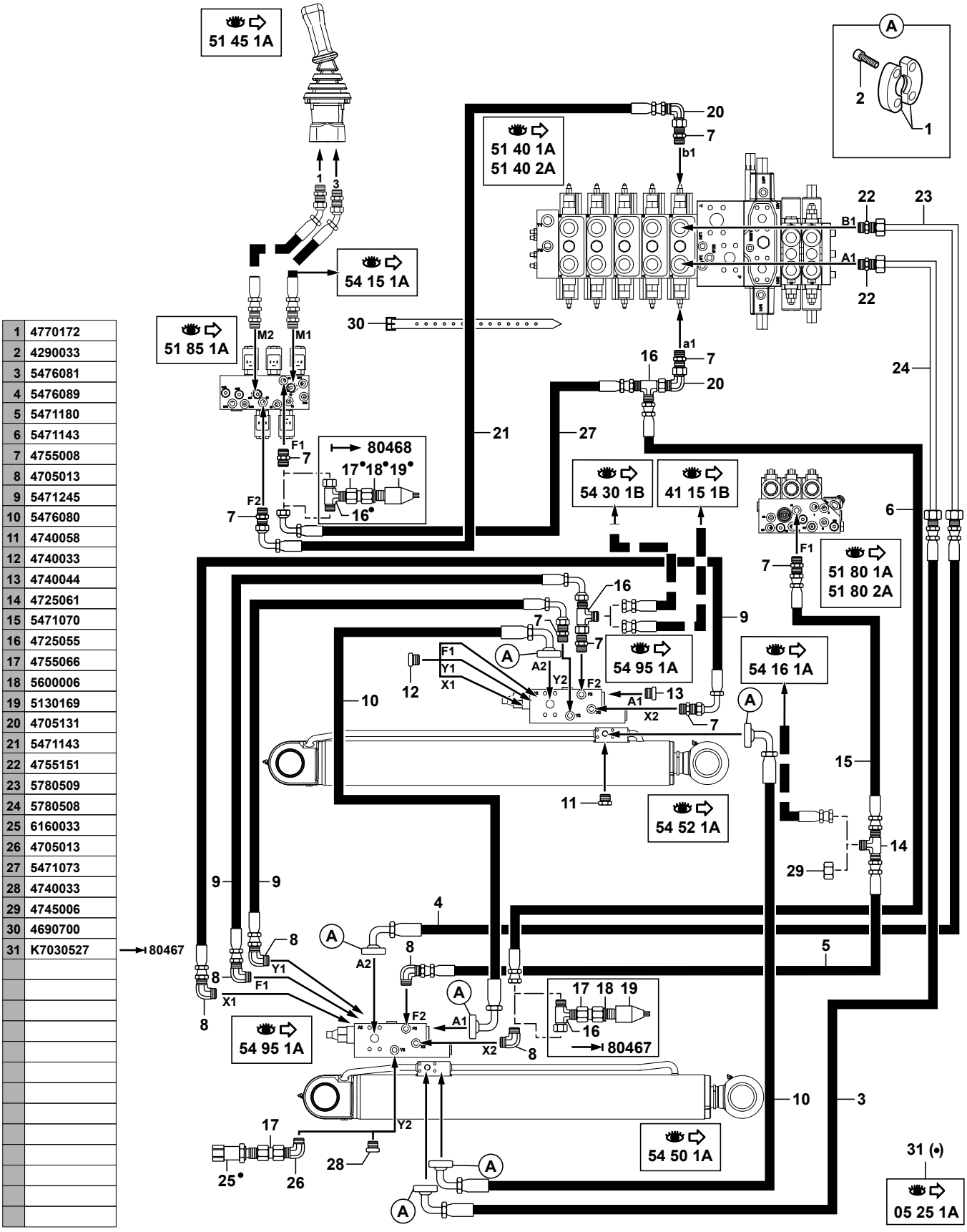

1	4770172
2	4290033
3	5476081
4	5476089
5	5471180
6	5471143
7	4755008
8	4705013
9	5471245
10	5476080
11	4740058
12	4740033
13	4740044
14	4725061
15	5471070
16	4725055
17	4755066
18	5600006
19	5130169
20	4705131
21	5471143
22	4755151
23	5780509
24	5780508
25	6160033
26	4705013
27	5471073
28	4740033
29	4745006
30	4690700
31	K7030527 → 80467

714MW_5400703_54_10_1B.eps

CIRCUIT HYDRAULIQUE : FLECHE (STANDARD)
HYDRAULICS : BOOM (STANDARD)
HYDRAULIKKREIS : AUSLEGER (NORM)

→ 80397 +80390

	1	4770172			12	DEMI-BRIDE	HALF-FLANGE	HALBFLANSCHE
	2	4290033		CHC M10X35	24	VIS	SCREW	SCHRAUBE
	3	5476081			1	FLEXIBLE	HOSE	SCHLAUCH
	4	5476089			1	FLEXIBLE	HOSE	SCHLAUCH
	5	5471180			1	FLEXIBLE	HOSE	SCHLAUCH
*	6	5471143		5471179	1	FLEXIBLE	HOSE	SCHLAUCH
	7	4755008			8	UNION	CONNECTOR	ANSCHLUSSTEIL
	8	4705013			5	COUDE	ELBOW	WINKELSTUECK
	9	5471245			3	FLEXIBLE	HOSE	SCHLAUCH
	10	5476080			2	FLEXIBLE	HOSE	SCHLAUCH
	11	4740058			2	BOUCHON	PLUG	VERSCHL.STOPFEN
	12	4740033			3	BOUCHON	PLUG	VERSCHL.STOPFEN
	13	4740044			1	BOUCHON	PLUG	VERSCHL.STOPFEN
	14	4725061			1	TE	TEE	T STUECK
	15	5471070			1	FLEXIBLE	HOSE	SCHLAUCH
	16	4725055			3	TE	TEE	T STUECK
	17	4755066			2	RACCORD	NIPPLE	VERBINDUNGSELEMENT
	18	5600006	31		1	BAGUE	BUSH	RING
	19	5130169	31	5 bar	1	MANO CONTACT	MANO-CONTACT	DRUCKREGLER
	20	4705131			2	COUDE	ELBOW	WINKELSTUECK
	21	5471143			1	FLEXIBLE	HOSE	SCHLAUCH
	22	4755151			2	UNION	CONNECTOR	ANSCHLUSSTEIL
	23	5780509			1	TUBE	TUBE	ROHR
	24	5780508			1	TUBE	TUBE	ROHR
*	25	6160033	31	0-400 bar	1	CAPTEUR	SENSOR	SENSOR
	26	4705013			1	COUDE	ELBOW	WINKELSTUECK
	27	5471073			1	FLEXIBLE	HOSE	SCHLAUCH
	28	4740033			1	BOUCHON	PLUG	VERSCHL.STOPFEN
	29	4745006			1	BOUCHON	PLUG	VERSCHL.STOPFEN
	30	4690700			1	SANGLE	BELT	RIEMEN
	31	K7030527		05 25 1A	PM	KIT OPTIMISATION	KIT OPTIMIZATION	BAUSATZ OPTIMIERUNG
	31			→ 80467				

CIRCUIT HYDRAULIQUE : BEC DE FLÈCHE (STANDARD)
HYDRAULIC : INTERMEDIATE BOOM (STANDARD)
HYDRAULIKKREIS : AUSLEGERSCHNABEL (NORM)

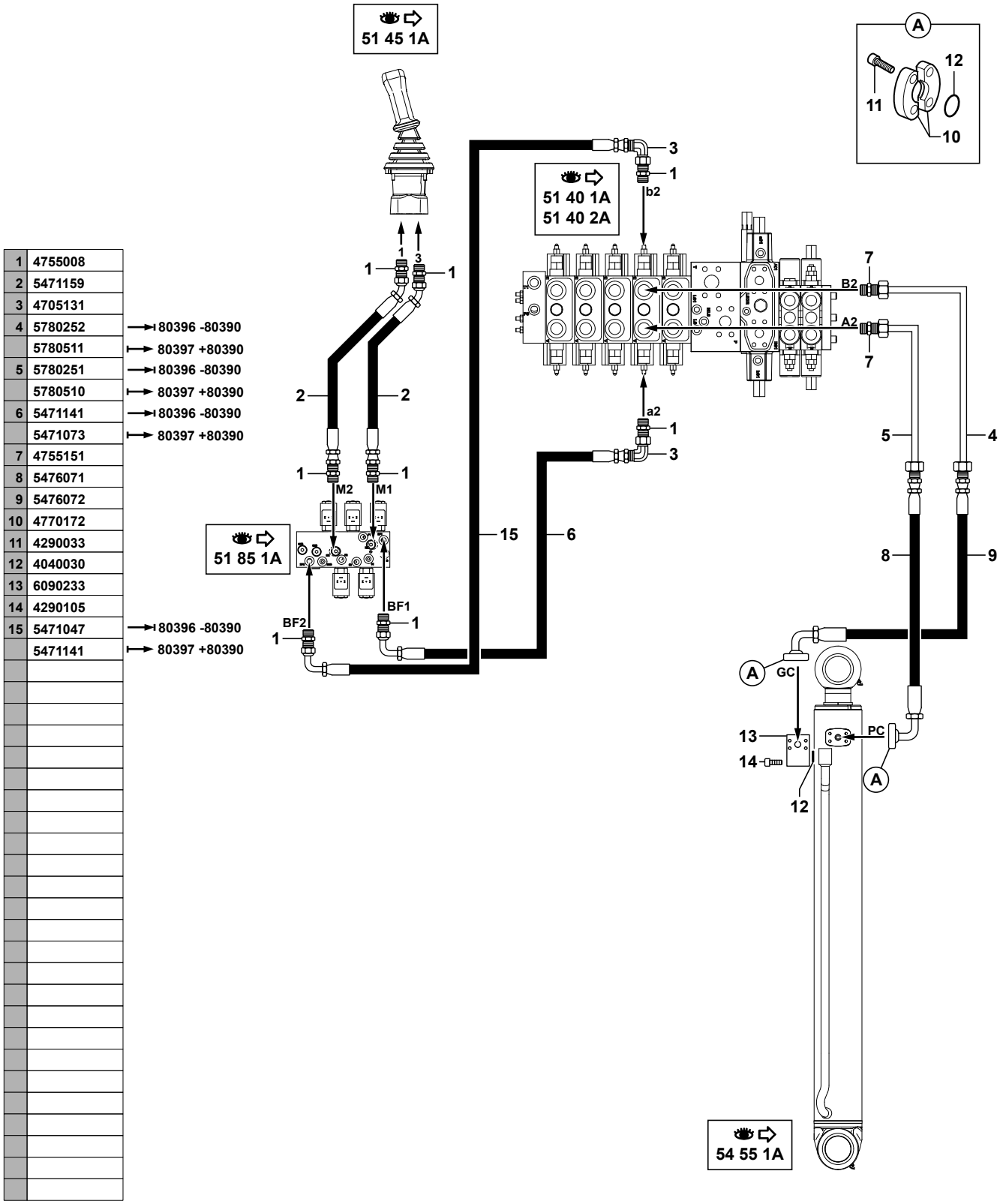

1	4755008	
2	5471159	
3	4705131	
4	5780252	80396 -80390
	5780511	80397 +80390
5	5780251	80396 -80390
	5780510	80397 +80390
6	5471141	80396 -80390
	5471073	80397 +80390
7	4755151	
8	5476071	
9	5476072	
10	4770172	
11	4290033	
12	4040030	
13	6090233	
14	4290105	
15	5471047	80396 -80390
	5471141	80397 +80390

714MW_5400703_54_15_1A.eps

CIRCUIT HYDRAULIQUE: BEC DE FLECHE (STANDARD)
HYDRAULIC : INTERMEDIATE BOOM (STANDARD)
HYDRAULIKKREIS : AUSLEGERSCHNABEL (NORM)

	1	4755008		8	UNION	CONNECTOR	ANSCHLUSSTEIL
	2	5471159		2	FLEXIBLE	HOSE	SCHLAUCH
	3	4705131		2	COUDE	ELBOW	WINKELSTUECK
*	4	5780252	→I 80396 -80390	1	TUBE	TUBE	ROHR
*	4	5780511	I→ 80397 +80390	1	TUBE	TUBE	ROHR
*	5	5780251	→I 80396 -80390	1	TUBE	TUBE	ROHR
*	5	5780510	I→ 80397 +80390	1	TUBE	TUBE	ROHR
*	6	5471141	→I 80396 -80390	1	FLEXIBLE	HOSE	SCHLAUCH
*	6	5471073	I→ 80397 +80390	1	FLEXIBLE	HOSE	SCHLAUCH
	7	4755151		2	UNION	CONNECTOR	ANSCHLUSSTEIL
	8	5476071		1	FLEXIBLE	HOSE	SCHLAUCH
	9	5476072		1	FLEXIBLE	HOSE	SCHLAUCH
	10	4770172		4	DEMI-BRIDE	HALF-FLANGE	HALBFLANSCHE
	11	4290033	CHC M10X35	8	VIS	SCREW	SCHRAUBE
	12	4040030		3	JOINT TORIQUE	O-RING	O-RING
	13	6090233		1	BLOC	BLOCK	BLOCK
	14	4290105	CHC M10X75	4	VIS	SCREW	SCHRAUBE
*	15	5471047	→I 80396 -80390	1	FLEXIBLE	HOSE	SCHLAUCH
*	15	5471141	I→ 80397 +80390	1	FLEXIBLE	HOSE	SCHLAUCH

CIRCUIT HYDRAULIQUE : BEC DE FLÈCHE / CLAPET
HYDRAULIC: INTERMEDIATE BOOM / VALVE
HYDRAULIKKREIS : AUSLEGERSCHNABEL / KLAPPE

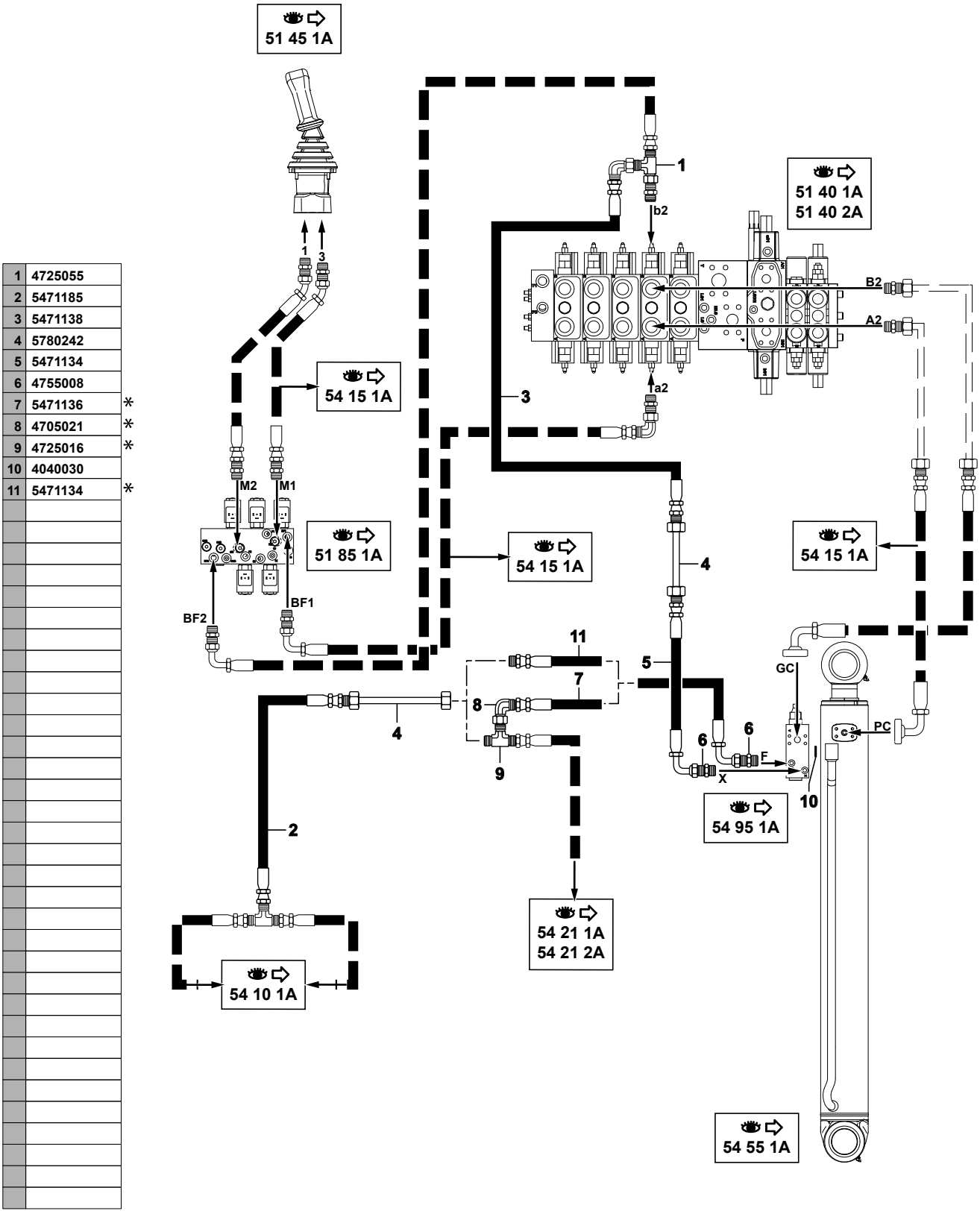

1	4725055	
2	5471185	
3	5471138	
4	5780242	
5	5471134	
6	4755008	
7	5471136	*
8	4705021	*
9	4725016	*
10	4040030	
11	5471134	*

714MW_5400703_54_16_1A.eps

CIRCUIT HYDRAULIQUE: BEC DE FLECHE / CLAPET
HYDRAULIC: INTERMEDIATE BOOM / VALVE
HYDRAULIKKREIS: AUSLEGERSCHNABEL / KLAPPE

1	4725055		1	TE	TEE	T STUECK
2	5471185		1	FLEXIBLE	HOSE	SCHLAUCH
3	5471138		1	FLEXIBLE	HOSE	SCHLAUCH
4	5780242		2	TUBE	TUBE	ROHR
5	5471134		1	FLEXIBLE	HOSE	SCHLAUCH
6	4755008		2	UNION	CONNECTOR	ANSCHLUSSTEIL
7	5471136	✠	1	FLEXIBLE	HOSE	SCHLAUCH
8	4705021	✠	1	COUDE	ELBOW	WINKELSTUECK
9	4725016	✠	1	TE	TEE	T STUECK
10	4040030		1	JOINT TORIQUE	O-RING	O-RING
11	5471134	✠	1	FLEXIBLE	HOSE	SCHLAUCH

CIRCUIT HYDRAULIQUE : VÉRIN DE BRAS (STANDARD)
HYDRAULICS: ARM RAM (STANDARD)
HYDRAULIKKREIS : ARMZYLINDER (NORM)

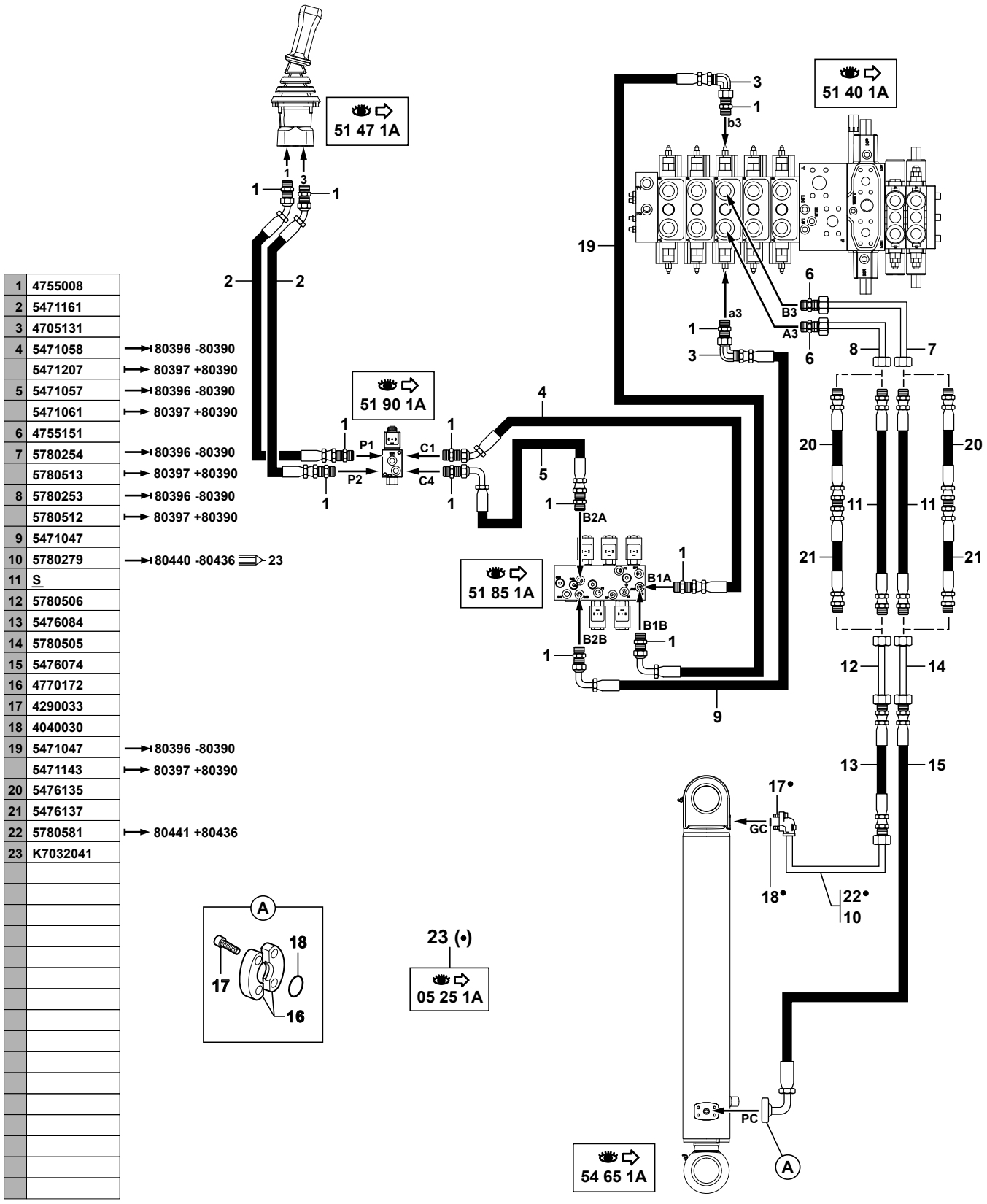

1	4755008	
2	5471161	
3	4705131	
4	5471058	→ 80396 -80390
	5471207	→ 80397 +80390
5	5471057	→ 80396 -80390
	5471061	→ 80397 +80390
6	4755151	
7	5780254	→ 80396 -80390
	5780513	→ 80397 +80390
8	5780253	→ 80396 -80390
	5780512	→ 80397 +80390
9	5471047	
10	5780279	→ 80440 -80436 ⇒ 23
11	S	
12	5780506	
13	5476084	
14	5780505	
15	5476074	
16	4770172	
17	4290033	
18	4040030	
19	5471047	→ 80396 -80390
	5471143	→ 80397 +80390
20	5476135	
21	5476137	
22	5780581	→ 80441 +80436
23	K7032041	

CIRCUIT HYDRAULIQUE: VERIN DE BRAS (STANDARD)
HYDRAULICS : ARM RAM (STANDARD)
HYDRAULIKKREIS : ARMZYLINDER (NORM)

	1	4755008		12	UNION	CONNECTOR	ANSCHLUSSTEIL
	2	5471161		2	FLEXIBLE	HOSE	SCHLAUCH
	3	4705131		2	COUDE	ELBOW	WINKELSTUECK
*	4	5471058	→I 80396 -80390	1	FLEXIBLE	HOSE	SCHLAUCH
*	4	5471207	I→ 80397 +80390	1	FLEXIBLE	HOSE	SCHLAUCH
*	5	5471057	→I 80396 -80390	1	FLEXIBLE	HOSE	SCHLAUCH
*	5	5471061	I→ 80397 +80390	1	FLEXIBLE	HOSE	SCHLAUCH
	6	4755151		2	UNION	CONNECTOR	ANSCHLUSSTEIL
*	7	5780254	→I 80396 -80390	1	TUBE	TUBE	ROHR
*	7	5780513	I→ 80397 +80390	1	TUBE	TUBE	ROHR
*	8	5780253	→I 80396 -80390	1	TUBE	TUBE	ROHR
*	8	5780512	I→ 80397 +80390	1	TUBE	TUBE	ROHR
	9	5471047		1	FLEXIBLE	HOSE	SCHLAUCH
*	10	5780279	→I 80440 -80436	1	TUBE	TUBE	ROHR
*	10		23				
*	11	5476070	S	2	FLEXIBLE	HOSE	SCHLAUCH
*	12	5780506	5780240	1	TUBE	TUBE	ROHR
	13	5476084		1	FLEXIBLE	HOSE	SCHLAUCH
*	14	5780505	5780239	1	TUBE	TUBE	ROHR
	15	5476074		1	FLEXIBLE	HOSE	SCHLAUCH
	16	4770172		2	DEMI-BRIDE	HALF-FLANGE	HALBFLANSCHE
	17	4290033	CHC M10X35	8	VIS	SCREW	SCHRAUBE
	18	4040030		2	JOINT TORIQUE	O-RING	O-RING
*	19	5471047	→I 80396 -80390	1	FLEXIBLE	HOSE	SCHLAUCH
*	19	5471143	I→ 80397 +80390	1	FLEXIBLE	HOSE	SCHLAUCH
*	20	5476135		2	FLEXIBLE	HOSE	SCHLAUCH
*	21	5476137		2	FLEXIBLE	HOSE	SCHLAUCH
*	22	5780581	23 I→ 80441 +80436	1	TUBE	TUBE	ROHR
*	23	K7032041	05 25 1A	PM	TUBE (JEU)	TUBE (KIT)	ROHR (BAUSATZ)

CIRCUIT HYDRAULIQUE : VÉRIN DE BRAS (SANS DÉPORT)
HYDRAULICS: ARM RAM (WITHOUT OFFSET)
HYDRAULIKKREIS : ARMZYLINDER (OHNE VERSETZUNGS)

1	S
2	5780507
3	5476135
4	5476137

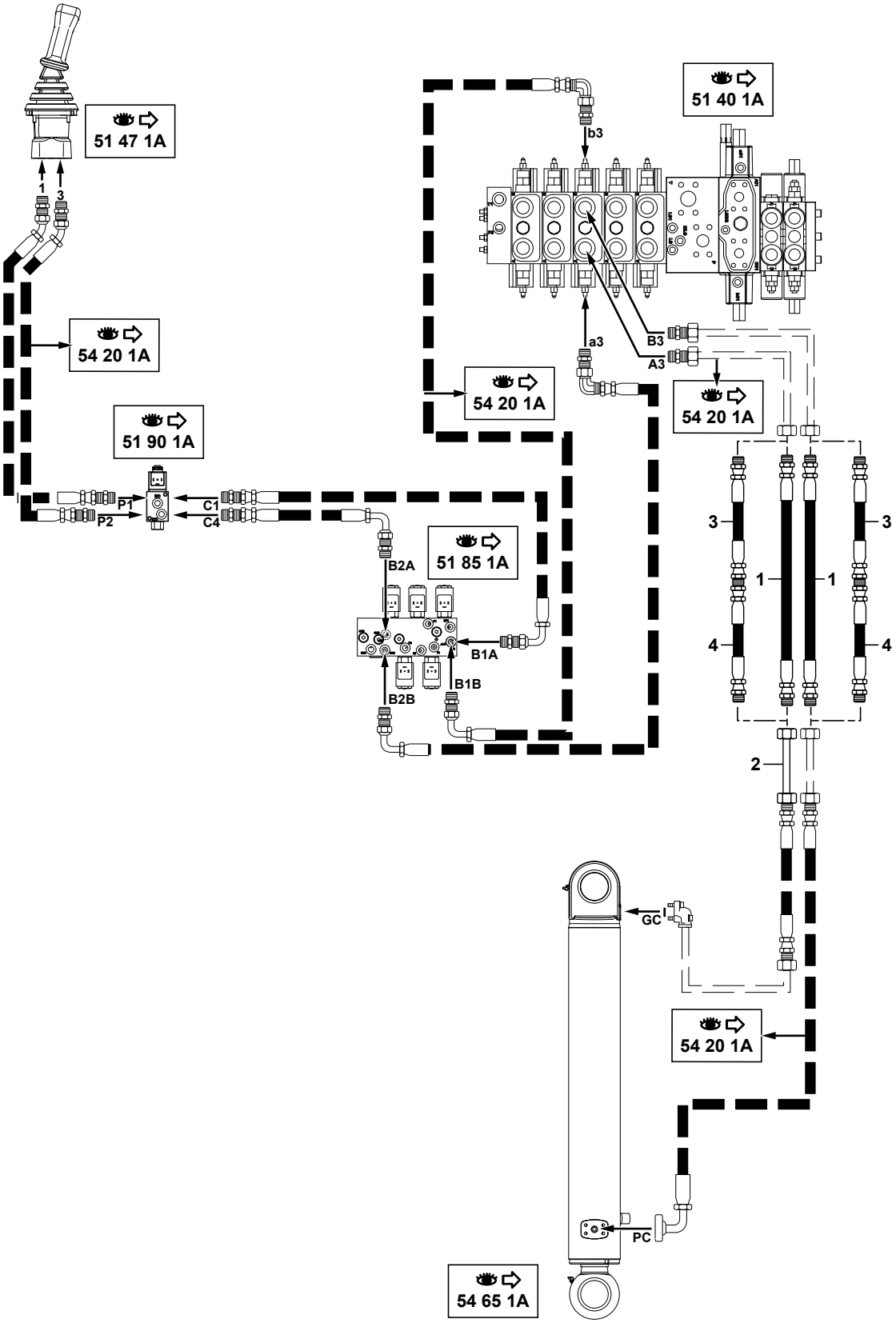

714MW_5400703_54_20_2A.eps

CIRCUIT HYDRAULIQUE: VERIN DE BRAS (SANS DEPORT)
HYDRAULICS : ARM RAM (WITHOUT OFFSET)
HYDRAULIKKREIS : ARMZYLINDER (OHNE VERSETZUNGS)

*	1	5476095	S	2	FLEXIBLE	HOSE	SCHLAUCH
*	2	5780507	5780286	1	TUBE	TUBE	ROHR
*	3	5476135		2	FLEXIBLE	HOSE	SCHLAUCH
*	4	5476137		2	FLEXIBLE	HOSE	SCHLAUCH

CIRCUIT HYDRAULIQUE : VÉRIN DE BRAS (PELLE)
HYDRAULICS: ARM RAM (EXCAVATOR)
HYDRAULIKKREIS : ARMZYLINDER (BAGGER)

1	S
2	S
3	4770172
4	4290033
5	4040030
6	4725055
7	4755066
8	5130169
9	6090233
10	4290105
11	5476135
12	5476139
13	5476138

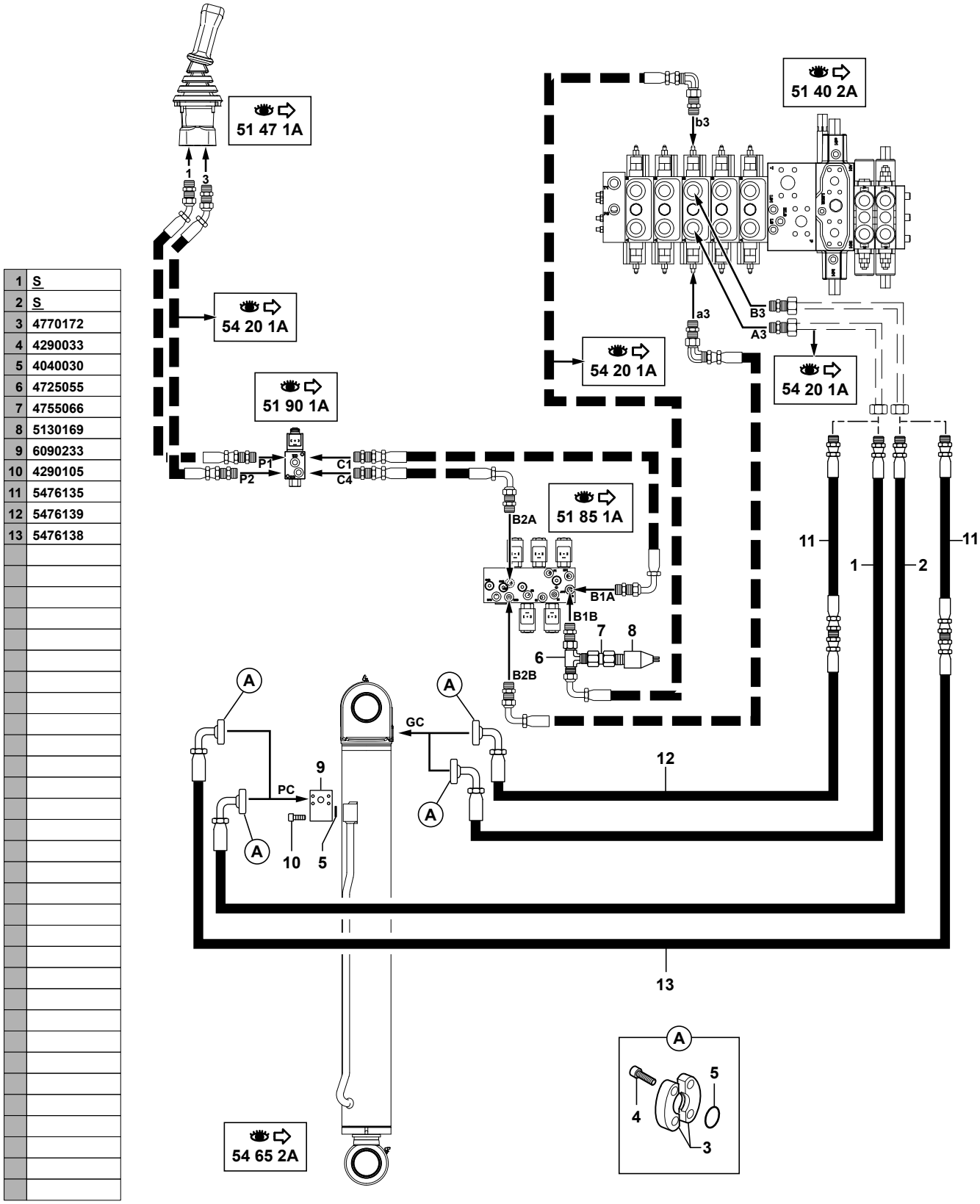

714MW_5400703_54_20_3A.eps

CIRCUIT HYDRAULIQUE: VERIN DE BRAS (PELLE)
HYDRAULICS : ARM RAM (EXCAVATOR)
HYDRAULIKKREIS : ARMZYLINDER (BAGGER)

*	1	5476099	S	1	FLEXIBLE	HOSE	SCHLAUCH
*	2	5476098	S	1	FLEXIBLE	HOSE	SCHLAUCH
	3	4770172		4	DEMI-BRIDE	HALF-FLANGE	HALBFLANSCHE
	4	4290033	CHC M10X35	8	VIS	SCREW	SCHRAUBE
	5	4040030		3	JOINT TORIQUE	O-RING	O-RING
	6	4725055		1	TE	TEE	T STUECK
	7	4755066		1	RACCORD	NIPPLE	VERBINDUNGSELEMENT
	8	5130169	5 bars	1	MANO CONTACT	MANO-CONTACT	DRUCKREGLER
	9	6090233		1	BLOC	BLOCK	BLOCK
	10	4290105	CHC M10X75	4	VIS	SCREW	SCHRAUBE
*	11	5476135		2	FLEXIBLE	HOSE	SCHLAUCH
*	12	5476139		1	FLEXIBLE	HOSE	SCHLAUCH
*	13	5476138		1	FLEXIBLE	HOSE	SCHLAUCH

CIRCUIT HYDRAULIQUE : VÉRIN DE BRAS / CLAPET
HYDRAULICS: ARM RAM / VALVE
HYDRAULIKKREIS : ARMZYLINDER / KLAPPE

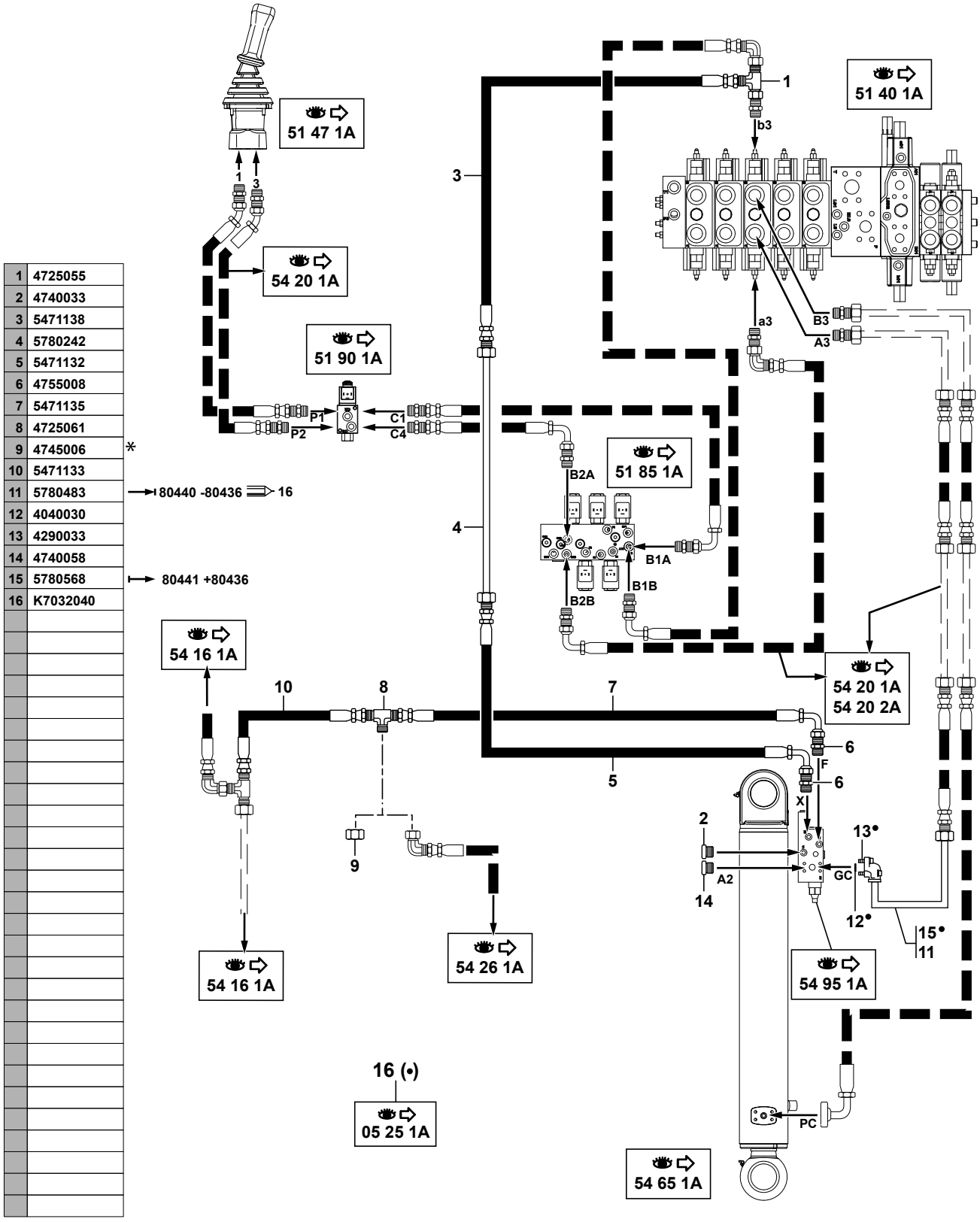

1	4725055
2	4740033
3	5471138
4	5780242
5	5471132
6	4755008
7	5471135
8	4725061
9	4745006 *
10	5471133
11	5780483
12	4040030
13	4290033
14	4740058
15	5780568
16	K7032040

714MW_5400703_54_21_1A.eps

CIRCUIT HYDRAULIQUE: VERIN DE BRAS / CLAPET
HYDRAULICS: ARM RAM / VALVE
HYDRAULIKKREIS: ARMZYLINDER / KLAPPE

	1	4725055		1	TE	TEE	T STUECK
	2	4740033		3	BOUCHON	PLUG	VERSCHL.STOPFEN
	3	5471138		1	FLEXIBLE	HOSE	SCHLAUCH
	4	5780242		1	TUBE	TUBE	ROHR
	5	5471132		1	FLEXIBLE	HOSE	SCHLAUCH
	6	4755008		2	UNION	CONNECTOR	ANSCHLUSSTEIL
	7	5471135		1	FLEXIBLE	HOSE	SCHLAUCH
	8	4725061		1	TE	TEE	T STUECK
	9	4745006		1	BOUCHON	PLUG	VERSCHL.STOPFEN
	10	5471133		1	FLEXIBLE	HOSE	SCHLAUCH
*	11	5780483	16	1	TUBE	TUBE	ROHR
*	11		5780278				
*	11		80440 -80436				
	12	4040030		1	JOINT TORIQUE	O-RING	O-RING
	13	4290033	CHC M10X35	4	VIS	SCREW	SCHRAUBE
	14	4740058		1	BOUCHON	PLUG	VERSCHL.STOPFEN
*	15	5780568	16 80441 +80436	1	TUBE	TUBE	ROHR
*	16	K7032040	05 25 1A	PM	TUBE (JEU)	TUBE (KIT)	ROHR (BAUSATZ)

CIRCUIT HYDRAULIQUE : VÉRIN DE BRAS (PELLE) / CLAPET
HYDRAULICS: ARM RAM (EXCAVATOR) / VALVE
HYDRAULIKKREIS : ARMZYLINDER (BAGGER) / KLAPPE

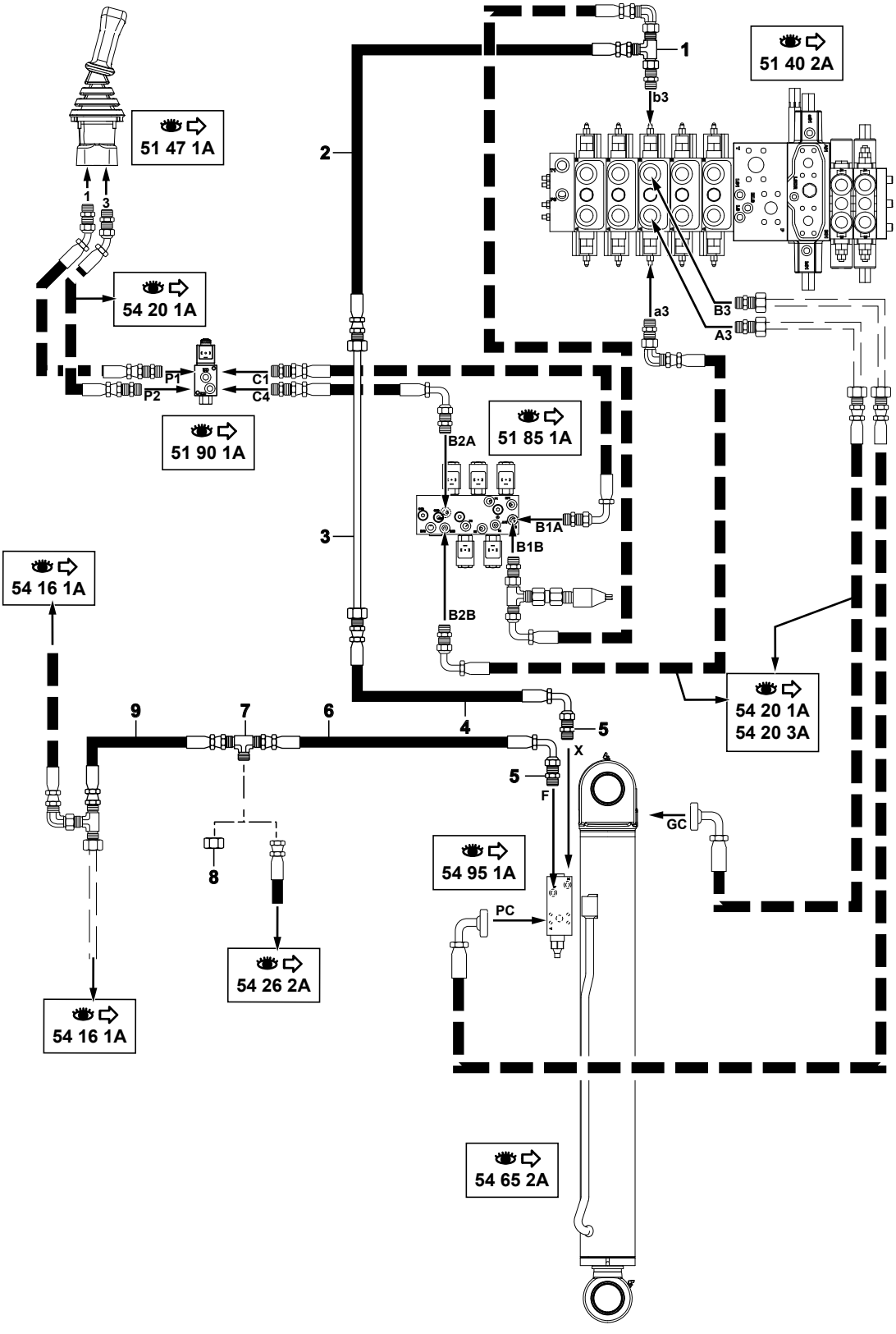

1	4725055
2	5471138
3	5780242
4	5471193
5	4755008
6	5471194
7	4725061
8	4745006 *
9	5471197

714MW_5400703_54_21_2A.eps

C. HYDRAULIQUE: VERIN DE BRAS (PELLE) / CLAPET
HYDRAULICS: ARM RAM (EXCAVATOR) / VALVE
HYDRAULIKKREIS: ARMZYLINDER (BAGGER) / KLAPPE

1	4725055		1	TE	TEE	T STUECK
2	5471138		1	FLEXIBLE	HOSE	SCHLAUCH
3	5780242		1	TUBE	TUBE	ROHR
4	5471193		1	FLEXIBLE	HOSE	SCHLAUCH
5	4755008		2	UNION	CONNECTOR	ANSCHLUSSTEIL
6	5471194		1	FLEXIBLE	HOSE	SCHLAUCH
7	4725061		1	TE	TEE	T STUECK
8	4745006	✂	1	BOUCHON	PLUG	VERSCHL.STOPFEN
9	5471197		1	FLEXIBLE	HOSE	SCHLAUCH

CIRCUIT HYDRAULIQUE : VÉRIN DE Ggodet (STANDARD)
HYDRAULICS: BUCKET CYLINDER (STANDARD)
HYDRAULIKKREIS : LÖFFELZYLINDER (NORM)

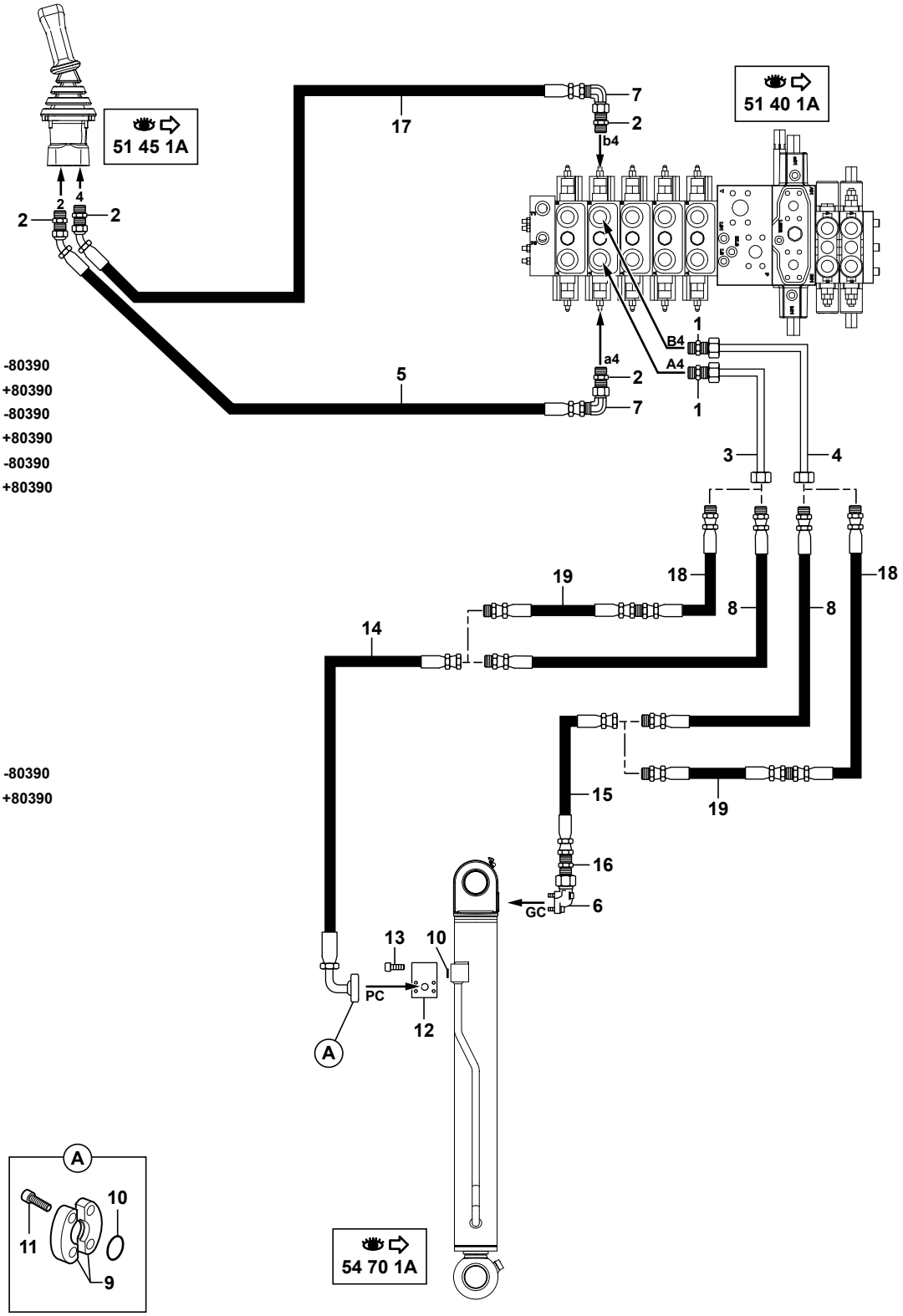

1	4755151	
2	4755008	
3	5780256	→ 80396 -80390
	5780514	↦ 80397 +80390
4	5780255	→ 80396 -80390
	5780515	↦ 80397 +80390
5	5471067	→ 80396 -80390
	5471205	↦ 80397 +80390
6	4770763	
7	4705131	
8	S	
9	4770172	
10	4040030	
11	4290033	
12	6090233	
13	4290105	
14	5476068	
15	5476069	
16	4755158	
17	5471067	→ 80396 -80390
	5471246	↦ 80397 +80390
18	5476135	
19	5476136	

714MW_5400703_54_25_1A.eps

CIRCUIT HYDRAULIQUE: VERIN DE GODET (STD)
HYDRAULICS : BUCKET CYLINDER (STANDARD)
HYDRAULIKKREIS : LOEFFELZYLINDER (NORM)

1	4755151		2	UNION	CONNECTOR	ANSCHLUSSTEIL
2	4755008		4	UNION	CONNECTOR	ANSCHLUSSTEIL
3	5780256	→I 80396 -80390	1	TUBE	TUBE	ROHR
3	5780514	I→ 80397 +80390	1	TUBE	TUBE	ROHR
4	5780255	→I 80396 -80390	1	TUBE	TUBE	ROHR
4	5780515	I→ 80397 +80390	1	TUBE	TUBE	ROHR
5	5471067	→I 80396 -80390	1	FLEXIBLE	HOSE	SCHLAUCH
5	5471205	I→ 80397 +80390	1	FLEXIBLE	HOSE	SCHLAUCH
6	4770763		1	BRIDE	FLANGE	FLANSCH
7	4705131		2	COUDE	ELBOW	WINKELSTUECK
8	5476065	S	2	FLEXIBLE	HOSE	SCHLAUCH
9	4770172		2	DEMI-BRIDE	HALF-FLANGE	HALBFLANSCHE
10	4040030		2	JOINT TORIQUE	O-RING	O-RING
11	4290033	CHC M10X35	4	VIS	SCREW	SCHRAUBE
12	6090233		1	BLOC	BLOCK	BLOCK
13	4290105	CHC M10X75	4	VIS	SCREW	SCHRAUBE
14	5476068		1	FLEXIBLE	HOSE	SCHLAUCH
15	5476069		1	FLEXIBLE	HOSE	SCHLAUCH
16	4755158		1	UNION	CONNECTOR	ANSCHLUSSTEIL
17	5471067	→I 80396 -80390	1	FLEXIBLE	HOSE	SCHLAUCH
17	5471246	I→ 80397 +80390	1	FLEXIBLE	HOSE	SCHLAUCH
18	5476135		2	FLEXIBLE	HOSE	SCHLAUCH
* 19	5476136		2	FLEXIBLE	HOSE	SCHLAUCH

CIRCUIT HYDRAULIQUE : VÉRIN DE GODET (SANS DÉPORT)
HYDRAULICS: BUCKET CYLINDER (WITHOUT OFFSET)
HYDRAULIKKREIS : LÖFFELZYLINDER (OHNE VERSETZUNGS)

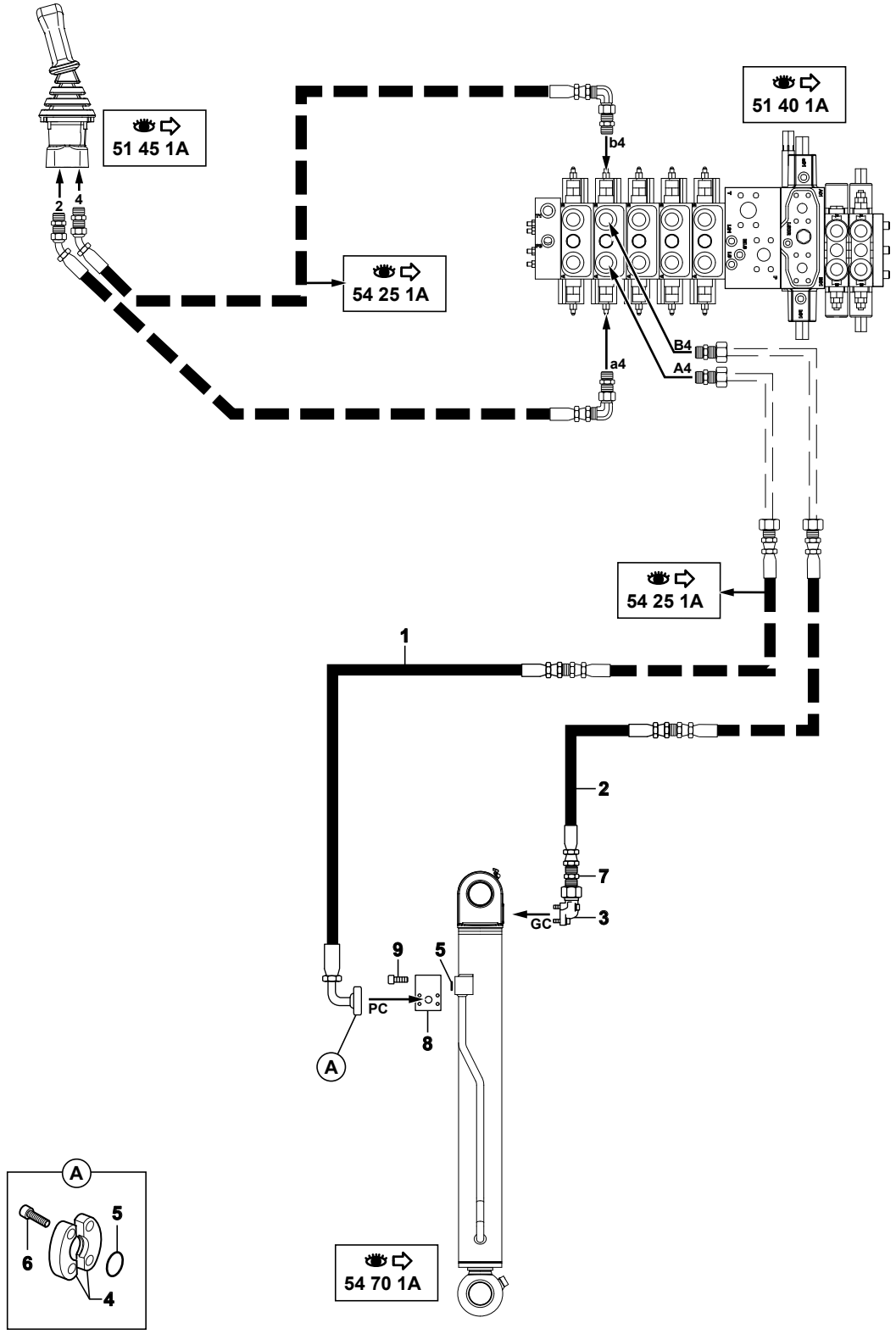

1	5476093
2	5476094
3	4770763
4	4770172
5	4040030
6	4290033
7	4755158
8	6090233
9	4290105

714MW_5400703_54_25_2A.eps

CIRCUIT HYDRAULIQUE: VERIN DE GODET (SANS DEPORT)
HYDRAULICS: BUCKET CYLINDER (WITHOUT OFFSET)
HYDRAULIKKREIS:LOEFFELZYLINDER (OHNE VERSETZUNGS

1	5476093		1	FLEXIBLE	HOSE	SCHLAUCH
2	5476094		1	FLEXIBLE	HOSE	SCHLAUCH
3	4770763		1	BRIDE	FLANGE	FLANSCH
4	4770172		2	DEMI-BRIDE	HALF-FLANGE	HALBFLANSCHE
5	4040030		2	JOINT TORIQUE	O-RING	O-RING
6	4290033	CHC M10X35	4	VIS	SCREW	SCHRAUBE
7	4755158		1	UNION	CONNECTOR	ANSCHLUSSTEIL
8	6090233		1	BLOC	BLOCK	BLOCK
9	4290105	CHC M10X75	4	VIS	SCREW	SCHRAUBE

CIRCUIT HYDRAULIQUE : VÉRIN DE Ggodet (PELLE)
HYDRAULICS: BUCKET CYLINDER (EXCAVATOR)
HYDRAULIKKREIS : LÖFFELZYLINDER (BAGGER)

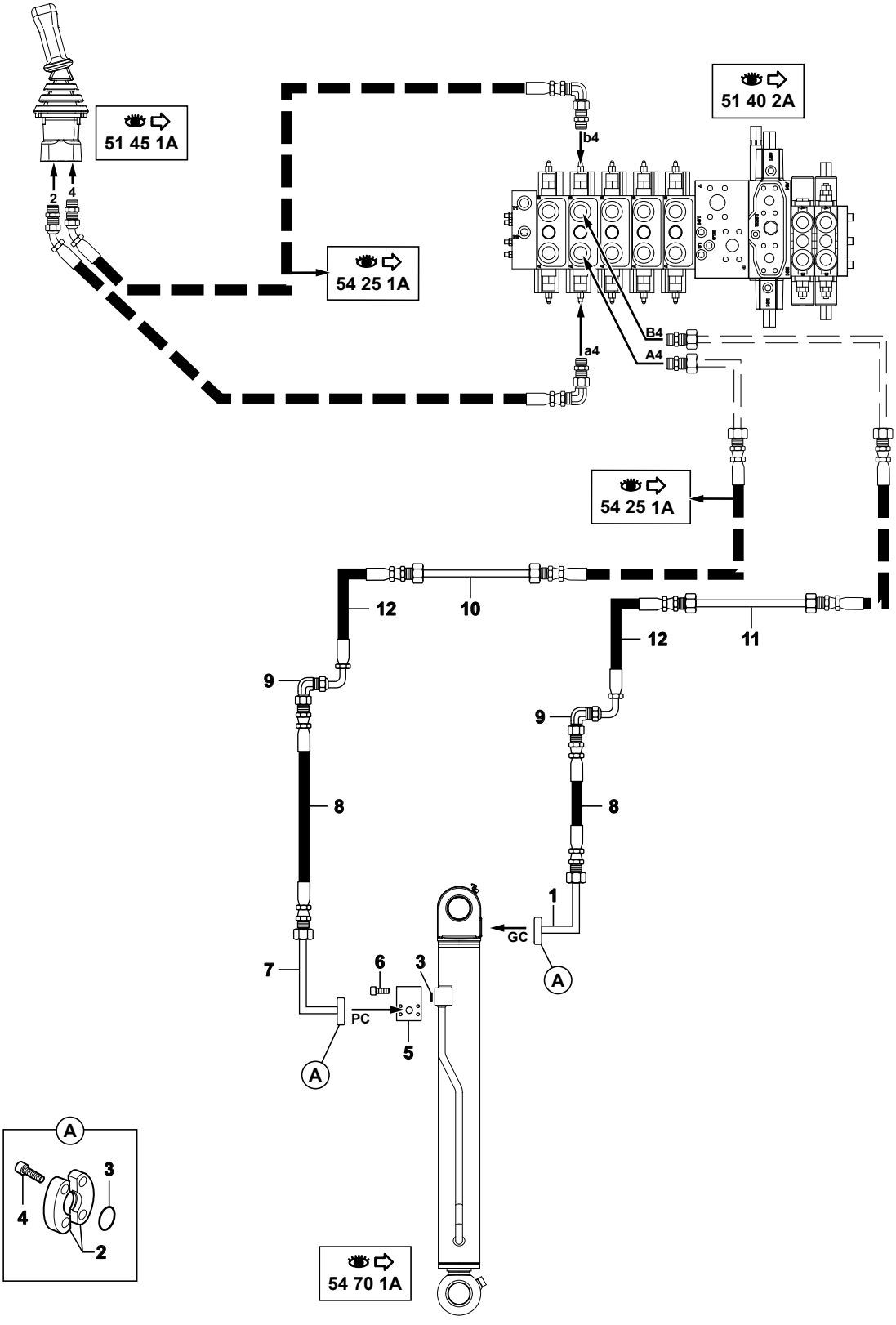

1	5780293
2	4770172
3	4040030
4	4290033
5	6090233
6	4290105
7	5780292
8	5476104
9	4705127
10	5780295
11	5780296
12	5476103

714MW_5400703_54_25_3A.eps

CIRCUIT HYDRAULIQUE: VERIN DE GODET (PELLE)
HYDRAULICS: BUCKET CYLINDER (EXCAVATOR)
HYDRAULIKKREIS : LOEFFELZYLINDER (BAGGER)

1	5780293		1	TUBE	TUBE	ROHR
2	4770172		4	DEMI-BRIDE	HALF-FLANGE	HALBFLANSCHE
3	4040030		3	JOINT TORIQUE	O-RING	O-RING
4	4290033	CHC M10X35	8	VIS	SCREW	SCHRAUBE
5	6090233		1	BLOC	BLOCK	BLOCK
6	4290105	CHC M10X75	4	VIS	SCREW	SCHRAUBE
7	5780292		1	TUBE	TUBE	ROHR
8	5476104		2	FLEXIBLE	HOSE	SCHLAUCH
9	4705127		2	COUDE	ELBOW	WINKELSTUECK
10	5780295		1	TUBE	TUBE	ROHR
11	5780296		1	TUBE	TUBE	ROHR
12	5476103		2	FLEXIBLE	HOSE	SCHLAUCH

CIRCUIT HYDRAULIQUE : VÉRIN DE Ggodet / CLAPET
HYDRAULICS: BUCKET CYLINDER / VALVE
HYDRAULIKKREIS : LÖFFELZYLINDER / KLAPP

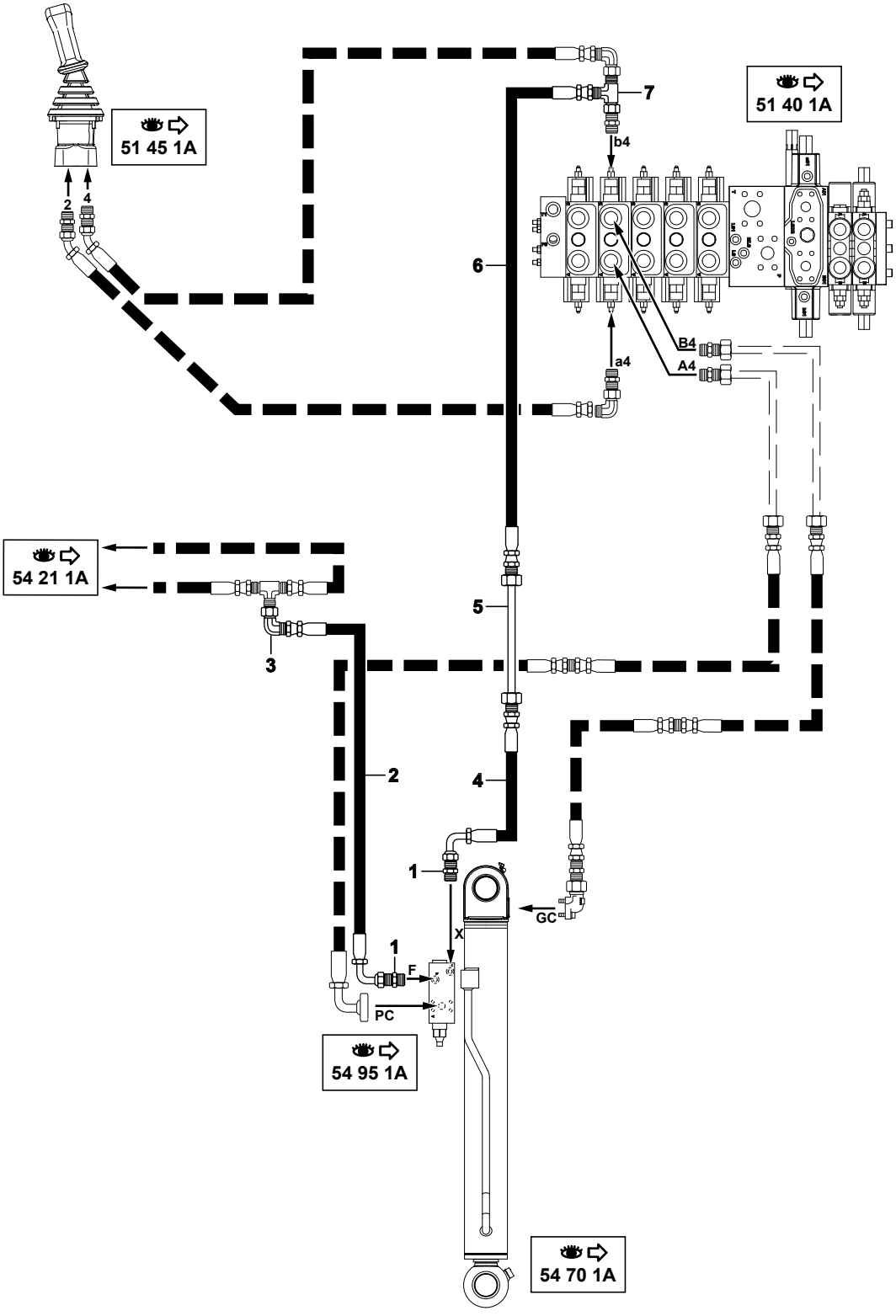

1	4755008
2	5471135
3	4705131
4	5471131
5	5780242
6	5471138
7	4725055

714MW_5400703_54_26_1A.eps

CIRCUIT HYDRAULIQUE: VERIN DE GODET / CLAPET
HYDRAULICS: BUCKET CYLINDER / VALVE
HYDRAULIKKREIS: LOEFFELZYLINDER / KLAPP

1	4755008	2	UNION	CONNECTOR	ANSCHLUSSTEIL
2	5471135	1	FLEXIBLE	HOSE	SCHLAUCH
3	4705131	1	COUDE	ELBOW	WINKELSTUECK
4	5471131	1	FLEXIBLE	HOSE	SCHLAUCH
5	5780242	1	TUBE	TUBE	ROHR
6	5471138	1	FLEXIBLE	HOSE	SCHLAUCH
7	4725055	1	TE	TEE	T STUECK

CIRCUIT HYDRAULIQUE : VÉRIN DE GODET (PELLE) / CLAPET
HYDRAULICS: BUCKET CYLINDER (EXCAVATOR) / VALVE
HYDRAULIKKREIS : LÖFFELZYLINDER (BAGGER) / KLAPP

1	4755008
2	4192284
3	5471196
4	4710002
5	5780242
6	5471138
7	4725055
8	5471195

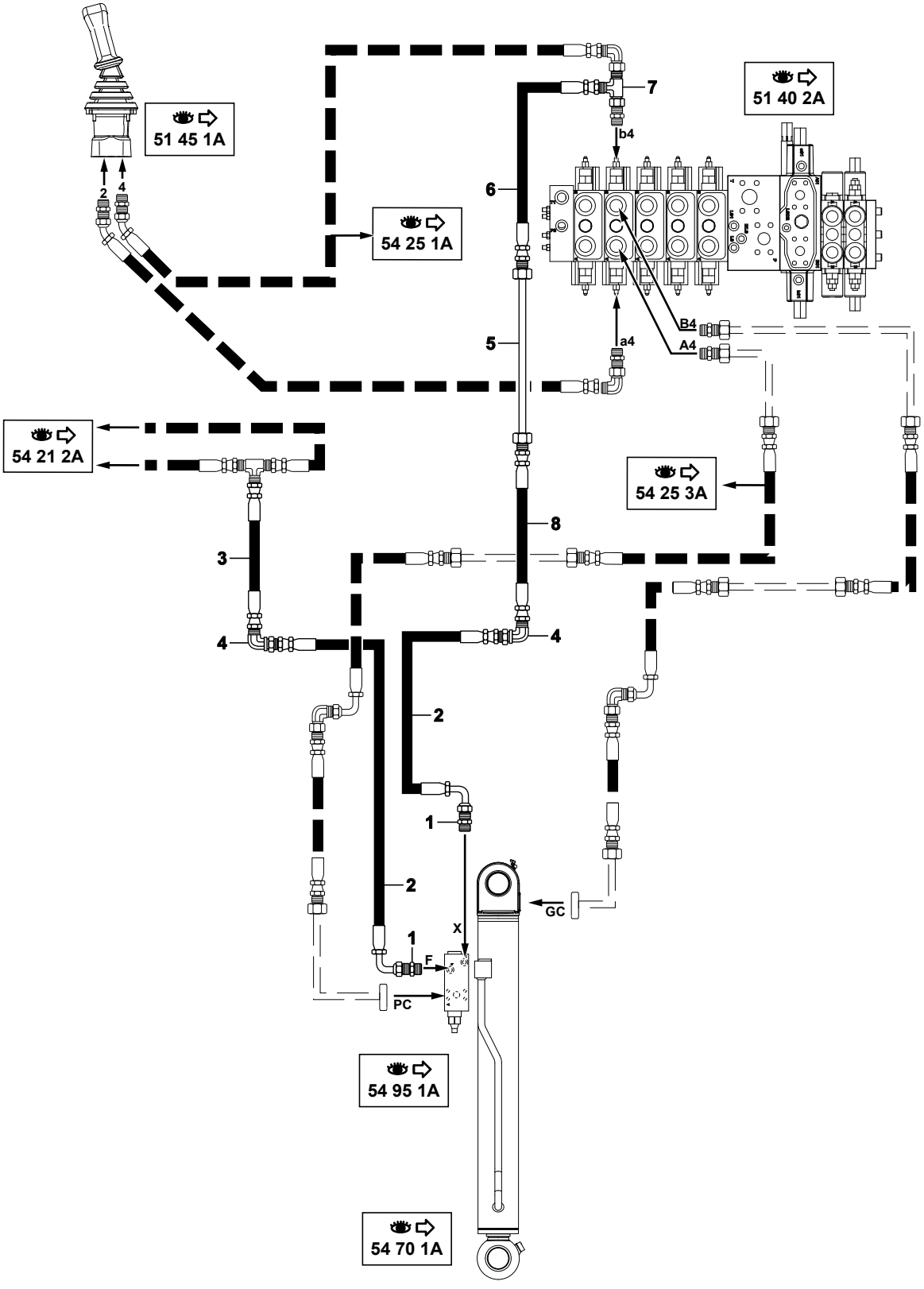

714MW_5400703_54_26_2A.eps

C. HYDRAULIQUE : VERIN DE GODET (PELLE) / CLAPET
HYDRAULICS : BUCKET CYLINDER (EXCAVATOR) / VALVE
HYDRAULIKKREIS : LOEFFELZYLINDER (BAGGER) / KLAPP

1	4755008	2	UNION	CONNECTOR	ANSCHLUSSTEIL
2	4192284	2	FLEXIBLE	HOSE	SCHLAUCH
3	5471196	1	FLEXIBLE	HOSE	SCHLAUCH
4	4710002	2	PASSE-CLOISON	BULKHEAD GROMMET	DURCHGANG
5	5780242	1	TUBE	TUBE	ROHR
6	5471138	1	FLEXIBLE	HOSE	SCHLAUCH
7	4725055	1	TE	TEE	T STUECK
8	5471195	1	FLEXIBLE	HOSE	SCHLAUCH

CIRCUIT HYDRAULIQUE : VÉRIN DÉPORT / PORTE-OUTILS
HYDRAULICS: OFFSET CYLINDER / TOOLS-HOLDER
HYDRAULIKKREIS : VERSETZUNGSZYLINDER / WERKZEUGETRAGER

→I 80396&84002
-80390

1	4192505
2	4700135
3	4750142
4	4755013
5	5471130
6	5780242
7	5780277
8	5471069
9	4755008
10	4755011
11	5473091
12	5473095
13	5780243
14	4755153

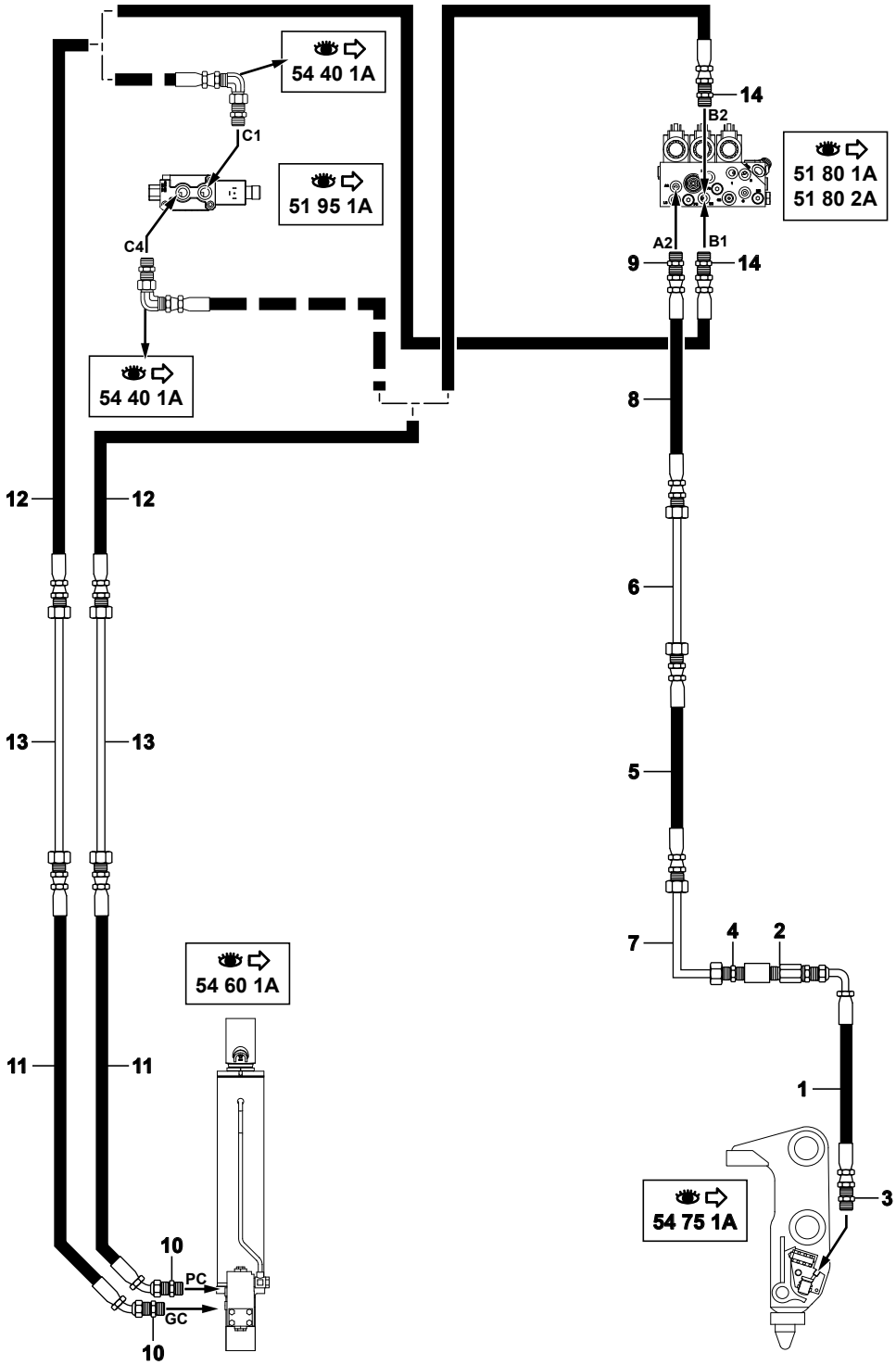

714MW_5400703_54_30_1A.eps

CIRCUIT HYDRAULIQUE : VERIN DEPORT / PORTE-OUTILS
HYDRAULICS : OFFSET CYLINDER / TOOLS-HOLDER
HYDRAULIKKREIS:VERSETZUNGSZYLINDER/WERKZEUGETRAGER

→| 80396&84002
-80390

1	4192505	1	FLEXIBLE	HOSE	SCHLAUCH
2	4700135	1	RACCORD	UNION	VERBINDUNGSELEMENT
3	4750142	1	UNION	CONNECTOR	ANSCHLUSSTEIL
4	4755013	1	UNION	CONNECTOR	ANSCHLUSSTEIL
5	5471130	1	FLEXIBLE	HOSE	SCHLAUCH
6	5780242	1	TUBE	TUBE	ROHR
7	5780277	1	TUBE	TUBE	ROHR
8	5471069	1	FLEXIBLE	HOSE	SCHLAUCH
9	4755008	1	UNION	CONNECTOR	ANSCHLUSSTEIL
10	4755011	2	UNION	CONNECTOR	ANSCHLUSSTEIL
11	5473091	2	FLEXIBLE	HOSE	SCHLAUCH
12	5473095	2	FLEXIBLE	HOSE	SCHLAUCH
13	5780243	2	TUBE	TUBE	ROHR
14	4755153	2	UNION	CONNECTOR	ANSCHLUSSTEIL

CIRCUIT HYDRAULIQUE : VÉRIN DÉPORT / PORTE-OUTILS
HYDRAULICS: OFFSET CYLINDER / TOOLS-HOLDER
HYDRAULIKKREIS : VERSETZUNGSZYLINDER / WERKZEUGETRAGER

→ 80397&84003
+80390

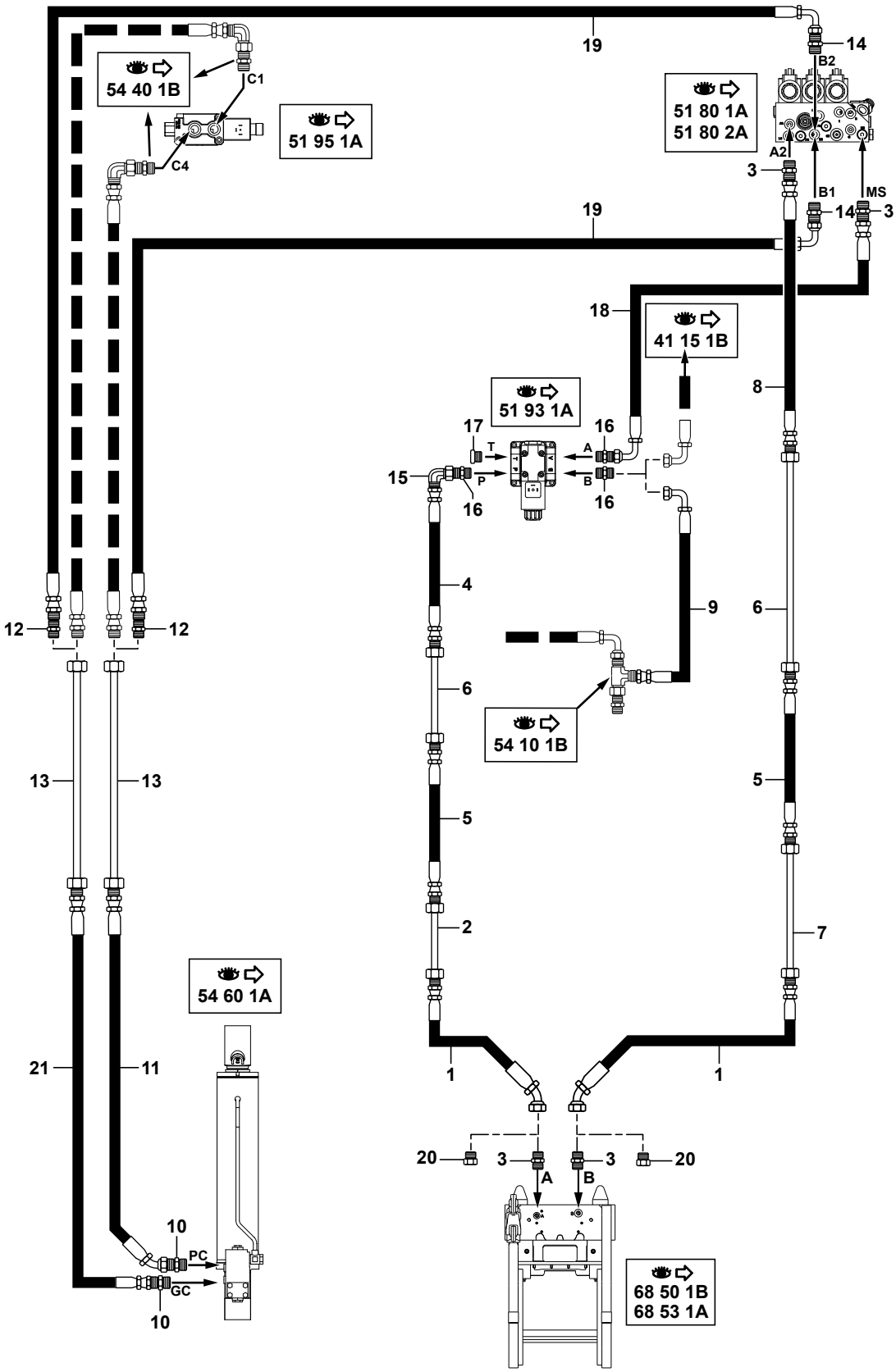

1	5471244
2	5780525
3	4755008
4	5471261
5	5471130
6	5780242
7	5780482
8	5471262
9	5471155
10	4755011
11	5473091
12	4755045
13	5780243
14	4755153
15	4705131
16	4755009
17	4740012
18	5471143
19	5473095
20	4745027
21	5473131

714MW_5400703_54_30_1B.eps

CIRCUIT HYDRAULIQUE : VERIN DEPORT / PORTE-OUTILS
HYDRAULICS : OFFSET CYLINDER / TOOLS-HOLDER
HYDRAULIKKREIS:VERSETZUNGSZYLINDER/WERKZEUGETRAGER

→ 80397&84003
+80390

1	5471244		2	FLEXIBLE	HOSE	SCHLAUCH
2	5780525		1	TUBE	TUBE	ROHR
3	4755008		4	UNION	CONNECTOR	ANSCHLUSSTEIL
4	5471261		1	FLEXIBLE	HOSE	SCHLAUCH
5	5471130		2	FLEXIBLE	HOSE	SCHLAUCH
6	5780242		2	TUBE	TUBE	ROHR
7	5780482		1	TUBE	TUBE	ROHR
8	5471262		1	FLEXIBLE	HOSE	SCHLAUCH
9	5471155	●○ 5471191	1	FLEXIBLE	HOSE	SCHLAUCH
10	4755011		2	UNION	CONNECTOR	ANSCHLUSSTEIL
* 11	5473091		1	FLEXIBLE	HOSE	SCHLAUCH
12	4755045		2	UNION	CONNECTOR	ANSCHLUSSTEIL
13	5780243		2	TUBE	TUBE	ROHR
14	4755153		2	UNION	CONNECTOR	ANSCHLUSSTEIL
15	4705131		1	COUDE	ELBOW	WINKELSTUECK
16	4755009		3	UNION	CONNECTOR	ANSCHLUSSTEIL
17	4740012		1	BOUCHON	PLUG	VERSCHL.STOPFEN
18	5471143		1	FLEXIBLE	HOSE	SCHLAUCH
19	5473095		2	FLEXIBLE	HOSE	SCHLAUCH
20	4745027		2	BOUCHON	PLUG	VERSCHL.STOPFEN
* 21	5473131	●○ 5473091	1	FLEXIBLE	HOSE	SCHLAUCH

CIRCUIT HYDRAULIQUE : PORTE-OUTILS (PELLE)
HYDRAULICS: TOOLS-HOLDER (EXCAVATOR)
HYDRAULIKKREIS : WERKZEUGETRAGE (BAGGER)

→I 80396&84002
-80390

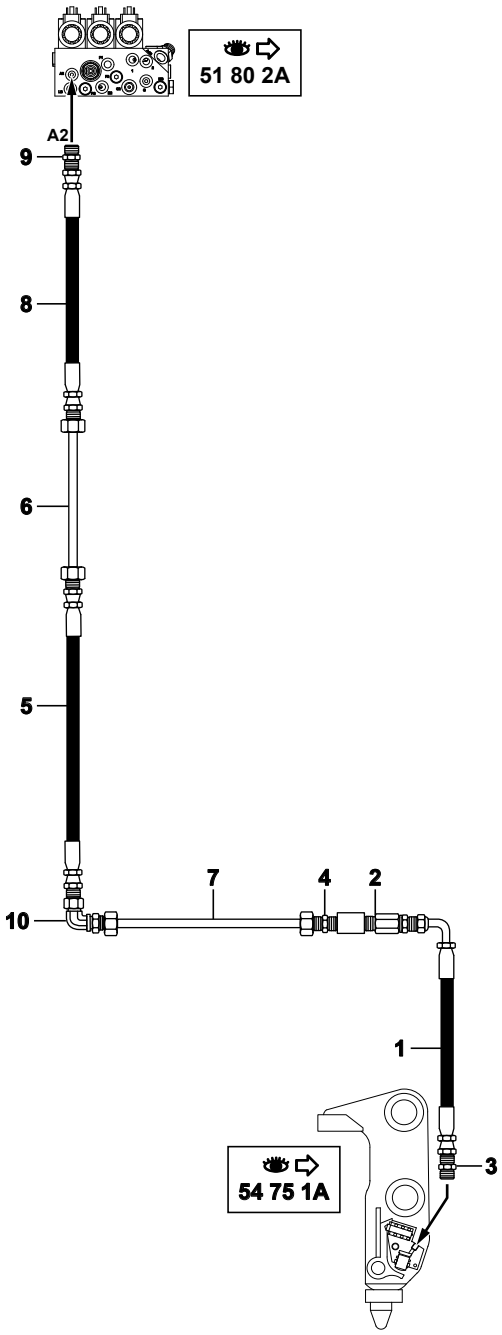

1	4192505
2	4700135
3	4750142
4	4755013
5	5471198
6	5780242
7	5780291
8	5471069
9	4755008
10	4710005

714MW_5400703_54_30_2A.eps

CIRCUIT HYDRAULIQUE : PORTE-OUTILS (PELLE)
HYDRAULICS : TOOLS-HOLDER (EXCAVATOR)
HYDRAULIKKREIS : WERKZEUGETRAGE (BAGGER)

→| 80396&84002
-80390

1	4192505	1	FLEXIBLE	HOSE	SCHLAUCH
2	4700135	1	RACCORD	UNION	VERBINDUNGSELEMENT
3	4750142	1	UNION	CONNECTOR	ANSCHLUSSTEIL
4	4755013	1	UNION	CONNECTOR	ANSCHLUSSTEIL
5	5471198	1	FLEXIBLE	HOSE	SCHLAUCH
6	5780242	1	TUBE	TUBE	ROHR
7	5780291	1	TUBE	TUBE	ROHR
8	5471069	1	FLEXIBLE	HOSE	SCHLAUCH
9	4755008	1	UNION	CONNECTOR	ANSCHLUSSTEIL
10	4710005	1	COUDE	ELBOW	WINKELSTUECK

CIRCUIT HYDRAULIQUE : PORTE-OUTILS (PELLE)
HYDRAULICS: TOOLS-HOLDER (EXCAVATOR)
HYDRAULIKKREIS : WERKZEUGETRAGER (BAGGER)

→ 80397&84003
+80390

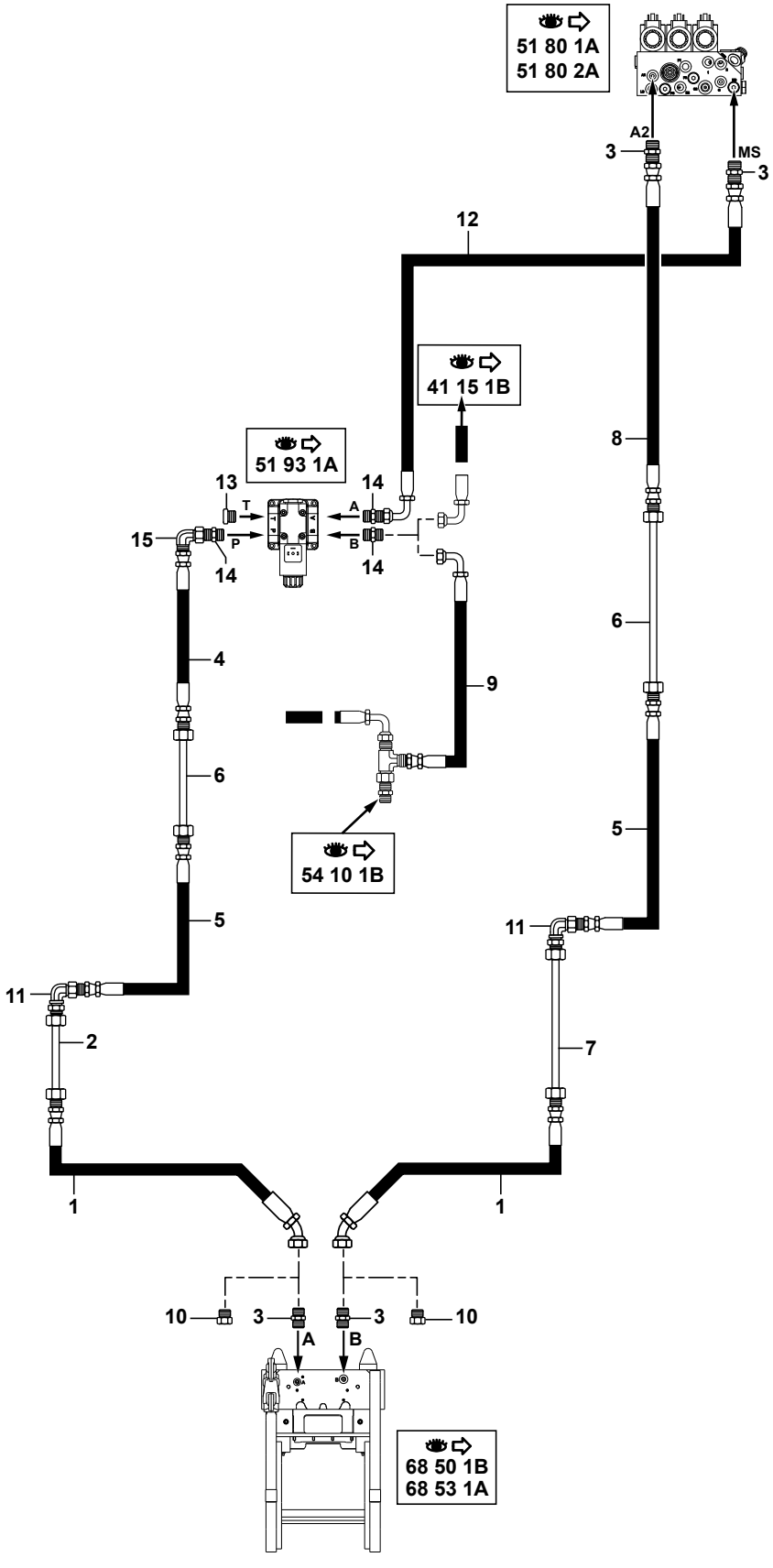

1	5471244
2	5780560
3	4755008
4	5471069
5	5471198
6	5780242
7	5780559
8	5471069
9	5471155
10	4745027
11	4710002
12	5471143
13	4740012
14	4755009
15	4705131

714MW_5400703_54_30_2B.eps

CIRCUIT HYDRAULIQUE : PORTE-OUTILS (PELLE)
HYDRAULICS : TOOLS-HOLDER (EXCAVATOR)
HYDRAULIKKREIS : WERKZEUGETRAGE (BAGGER)

→ 80397&84003
+80390

1	5471244		2	FLEXIBLE	HOSE	SCHLAUCH
2	5780560		1	TUBE	TUBE	ROHR
3	4755008		4	UNION	CONNECTOR	ANSCHLUSSTEIL
4	5471069		1	FLEXIBLE	HOSE	SCHLAUCH
5	5471198		2	FLEXIBLE	HOSE	SCHLAUCH
6	5780242		2	TUBE	TUBE	ROHR
7	5780559		1	TUBE	TUBE	ROHR
8	5471069		1	FLEXIBLE	HOSE	SCHLAUCH
9	5471155	●○ 5471191	1	FLEXIBLE	HOSE	SCHLAUCH
10	4745027		2	BOUCHON	PLUG	VERSCHL.STOPFEN
11	4710002		2	PASSE-CLOISON	BULKHEAD GROMMET	DURCHGANG
12	5471143		1	FLEXIBLE	HOSE	SCHLAUCH
13	4740012		1	BOUCHON	PLUG	VERSCHL.STOPFEN
14	4755009		3	UNION	CONNECTOR	ANSCHLUSSTEIL
15	4705131		1	COUDE	ELBOW	WINKELSTUECK

CIRCUIT HYDRAULIQUE : PORTE-OUTILS (VOLVO)
HYDRAULICS: TOOLS-HOLDER (VOLVO)
HYDRAULIKKREIS : WERKZEUGETRAGE (VOLVO)

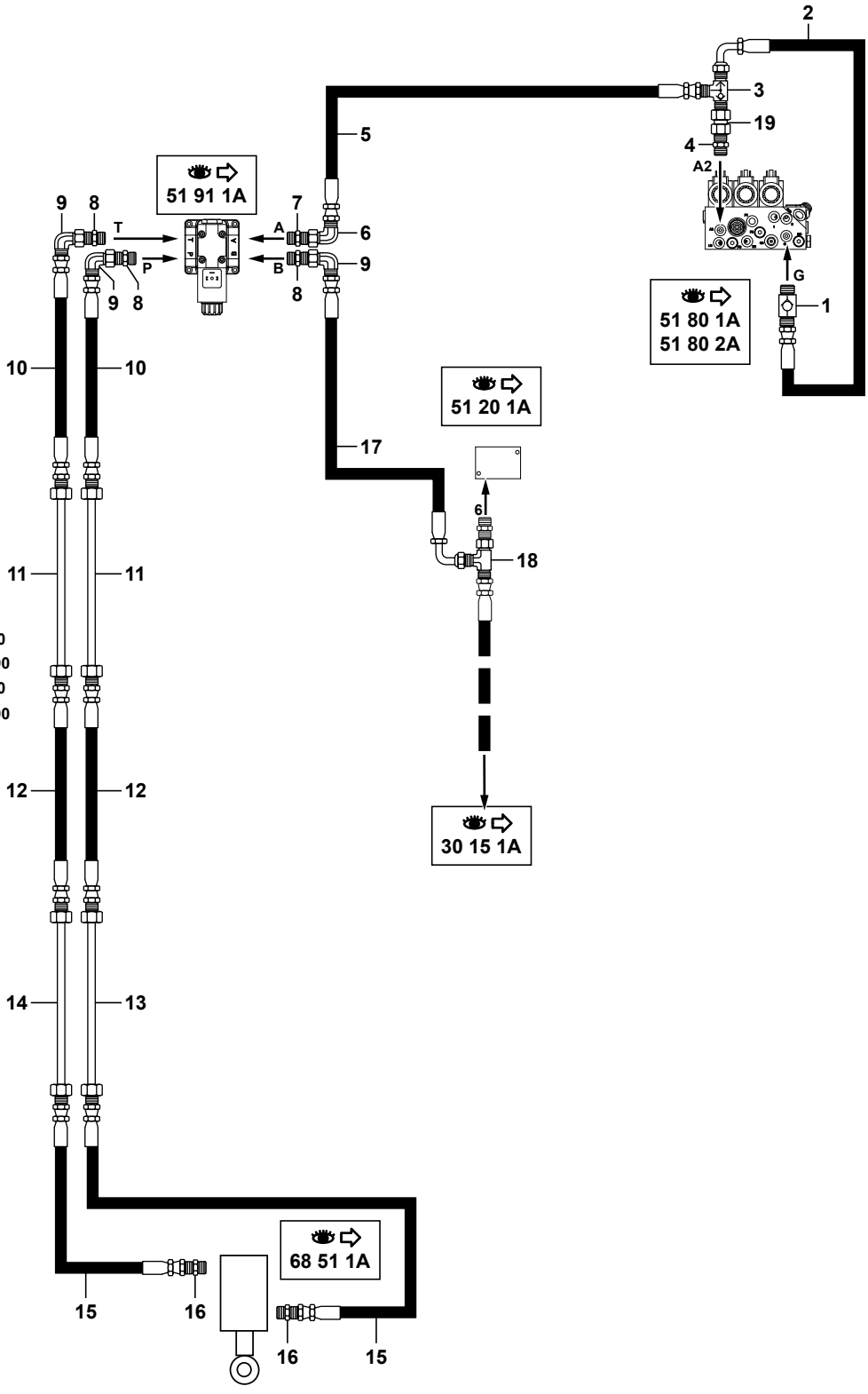

1	5330100	
2	4192483	
3	4770434	
4	4750055	
5	4192374	
6	4700119	
7	4750247	
8	4755009	
9	4705131	
10	5471069	
11	5780242	
12	5471130	
13	5780299	→ 80396&84002 -80390
	5780562	↦ 80397&84003 +80390
14	5780300	→ 80396&84002 -80390
	5780563	↦ 80397&84003 +80390
15	4192538	
16	4750567	
17	5471142	
18	4725055	
19	4760108	

714MW_5400703_54_31_1A.eps

CIRCUIT HYDRAULIQUE : PORTE-OUTILS (VOLVO)
HYDRAULICS: TOOLS-HOLDER (VOLVO)
HYDRAULIKKREIS : WERKZEUGETRAGE (VOLVO)

1	5330100		1	CLAPET ANTI-RETOUR	CHECK VALVE	RUCKSCHLAGVENTIL
2	4192483	●○ 4192484	1	FLEXIBLE	HOSE	SCHLAUCH
3	4770434		1	SELECTEUR	SELECTOR	SELEKTOR
4	4750055		1	UNION	CONNECTOR	ANSCHLUSSTEIL
5	4192374		1	FLEXIBLE	HOSE	SCHLAUCH
6	4700119		1	COUDE	ELBOW	WINKELSTUECK
7	4750247		1	UNION	CONNECTOR	ANSCHLUSSTEIL
8	4755009		3	UNION	CONNECTOR	ANSCHLUSSTEIL
9	4705131		3	COUDE	ELBOW	WINKELSTUECK
10	5471069		2	FLEXIBLE	HOSE	SCHLAUCH
11	5780242		2	TUBE	TUBE	ROHR
12	5471130		2	FLEXIBLE	HOSE	SCHLAUCH
13	5780299	→I 80396&84002	1	TUBE	TUBE	ROHR
13		-80390				
13	5780562	I→ 80397&84003	1	TUBE	TUBE	ROHR
13		+80390				
14	5780300	→I 80396&84002	1	TUBE	TUBE	ROHR
14		-80390				
14	5780563	I→ 80397&84003	1	TUBE	TUBE	ROHR
14		+80390				
15	4192538		2	FLEXIBLE	HOSE	SCHLAUCH
16	4750567		2	UNION	CONNECTOR	ANSCHLUSSTEIL
17	5471142		1	FLEXIBLE	HOSE	SCHLAUCH
18	4725055		1	TE	TEE	T STUECK
19	4760108	●○ 4192625	1	RACCORD	UNION	VERBINDUNGSELEMENT

CIRCUIT HYDRAULIQUE : PORTE-OUTILS (PELLE) (VOLVO)
HYDRAULICS: TOOLS-HOLDER (EXCAVATOR) (VOLVO)
HYDRAULIKKREIS : WERKZEUGETRAGE (BAGGER) (VOLVO)

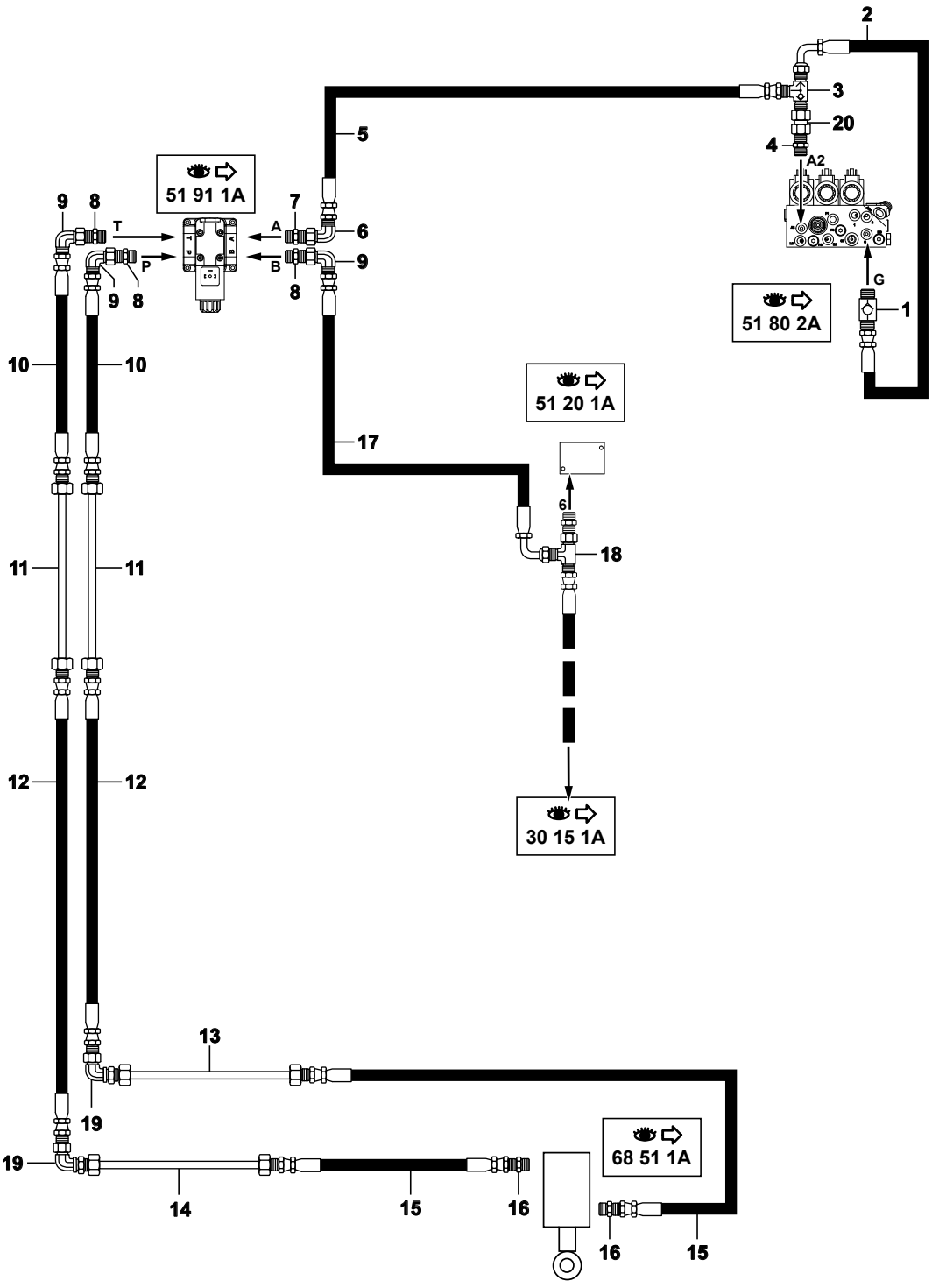

1	5330100
2	4192483
3	4770434
4	4750055
5	4192374
6	4700119
7	4750247
8	4755009
9	4705131
10	5471069
11	5780242
12	5471198
13	5780302
14	5780301
15	4192538
16	4750567
17	5471142
18	4725055
19	4710002
20	4760108

714MW_5400703_54_31_2A.eps

C. HYDRAULIQUE : PORTE-OUTILS (PELLE) (VOLVO)
HYDRAULICS: TOOLS-HOLDER (EXCAVATOR) (VOLVO)
HYDRAULIKKREIS : WERKZEUGETRAGE (BAGGER) (VOLVO)

1	5330100		1	CLAPET ANTI-RETOUR	CHECK VALVE	RUECKSCHLAGVENTIL
2	4192483	4192484	1	FLEXIBLE	HOSE	SCHLAUCH
3	4770434		1	SELECTEUR	SELECTOR	SELEKTOR
4	4750055		1	UNION	CONNECTOR	ANSCHLUSSTEIL
5	4192374		1	FLEXIBLE	HOSE	SCHLAUCH
6	4700119		1	COUDE	ELBOW	WINKELSTUECK
7	4750247		1	UNION	CONNECTOR	ANSCHLUSSTEIL
8	4755009		3	UNION	CONNECTOR	ANSCHLUSSTEIL
9	4705131		3	COUDE	ELBOW	WINKELSTUECK
10	5471069		2	FLEXIBLE	HOSE	SCHLAUCH
11	5780242		2	TUBE	TUBE	ROHR
12	5471198		2	FLEXIBLE	HOSE	SCHLAUCH
13	5780302		1	TUBE	TUBE	ROHR
14	5780301		1	TUBE	TUBE	ROHR
15	4192538		2	FLEXIBLE	HOSE	SCHLAUCH
16	4750567		2	UNION	CONNECTOR	ANSCHLUSSTEIL
17	5471142		1	FLEXIBLE	HOSE	SCHLAUCH
18	4725055		1	TE	TEE	T STUECK
19	4710002		2	PASSE-CLOISON	BULKHEAD GROMMET	DURCHGANG
20	4760108	4192625	1	RACCORD	UNION	VERBINDUNGSELEMENT

CIRCUIT HYDRAULIQUE : PORTE-OUTILS (LEHNHOFF)
HYDRAULICS: TOOLS-HOLDER (LEHNHOFF)
HYDRAULIKKREIS : WERKZEUGETRAGE (LEHNHOFF)

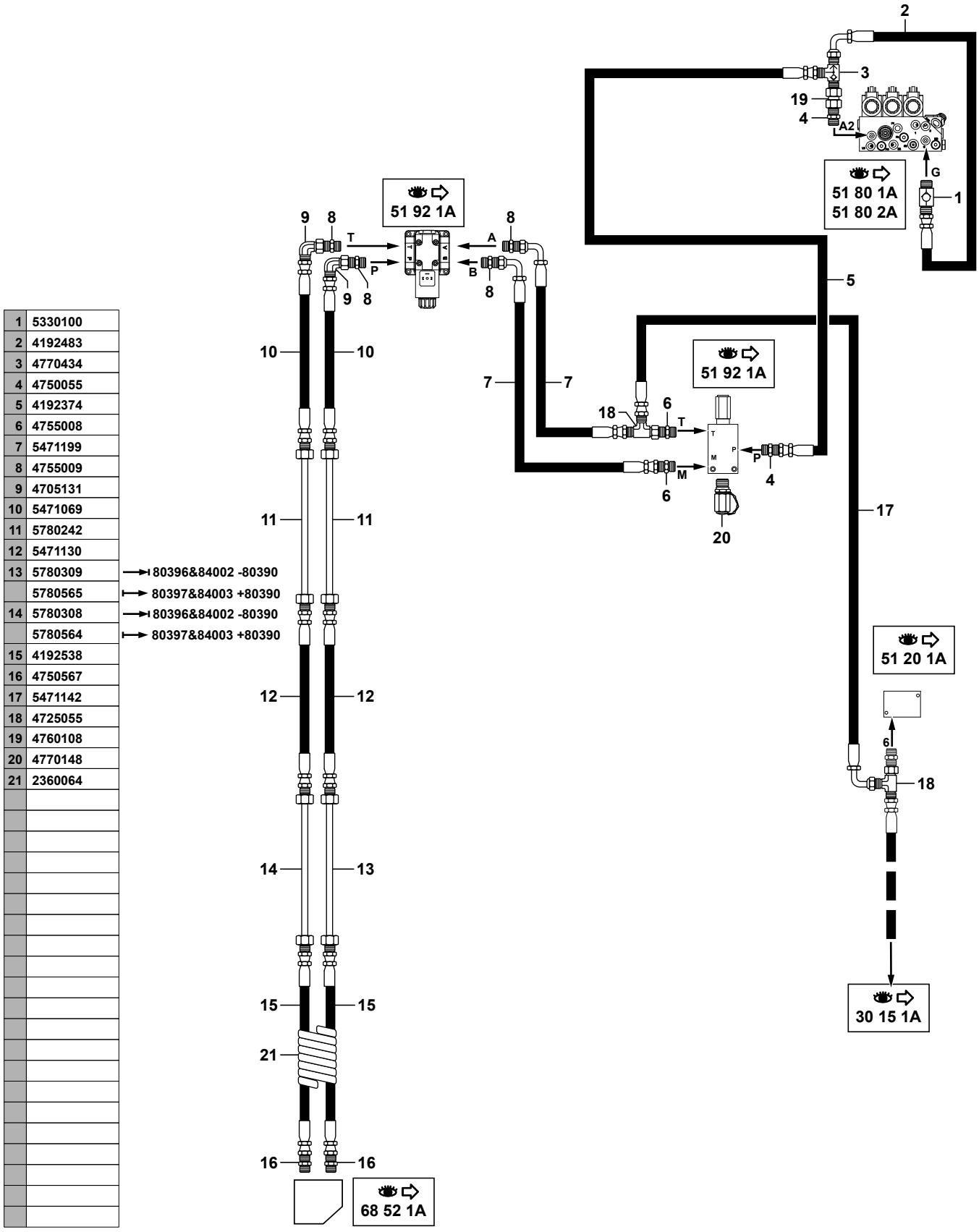

1	5330100	
2	4192483	
3	4770434	
4	4750055	
5	4192374	
6	4755008	
7	5471199	
8	4755009	
9	4705131	
10	5471069	
11	5780242	
12	5471130	
13	5780309	80396&84002 -80390
	5780565	80397&84003 +80390
14	5780308	80396&84002 -80390
	5780564	80397&84003 +80390
15	4192538	
16	4750567	
17	5471142	
18	4725055	
19	4760108	
20	4770148	
21	2360064	

714MW_5400703_54_32_1A.eps

CIRCUIT HYDRAULIQUE : PORTE-OUTILS (LEHNHOFF)
HYDRAULICS: TOOLS-HOLDER (LEHNHOFF)
HYDRAULIKKREIS : WERKZEUGETRAGE (LEHNHOFF)

1	5330100		1	CLAPET ANTI-RETOUR	CHECK VALVE	RUCKSCHLAGVENTIL
2	4192483	●○ 4192484	1	FLEXIBLE	HOSE	SCHLAUCH
3	4770434		1	SELECTEUR	SELECTOR	SELEKTOR
4	4750055		2	UNION	CONNECTOR	ANSCHLUSSTEIL
5	4192374		1	FLEXIBLE	HOSE	SCHLAUCH
6	4755008		2	UNION	CONNECTOR	ANSCHLUSSTEIL
7	5471199		2	FLEXIBLE	HOSE	SCHLAUCH
8	4755009		4	UNION	CONNECTOR	ANSCHLUSSTEIL
9	4705131		2	COUDE	ELBOW	WINKELSTUECK
10	5471069		2	FLEXIBLE	HOSE	SCHLAUCH
11	5780242		2	TUBE	TUBE	ROHR
12	5471130		2	FLEXIBLE	HOSE	SCHLAUCH
13	5780309	→I 80396&84002	1	TUBE	TUBE	ROHR
13		-80390				
13	5780565	I→ 80397&84003	1	TUBE	TUBE	ROHR
13		+80390				
14	5780308	→I 80396&84002	1	TUBE	TUBE	ROHR
14		-80390				
14	5780564	I→ 80397&84003	1	TUBE	TUBE	ROHR
14		+80390				
15	4192538		2	FLEXIBLE	HOSE	SCHLAUCH
16	4750567		2	UNION	CONNECTOR	ANSCHLUSSTEIL
17	5471142		1	FLEXIBLE	HOSE	SCHLAUCH
18	4725055		2	TE	TEE	T STUECK
19	4760108	●○ 4192625	1	RACCORD	UNION	VERBINDUNGSELEMENT
20	4770148		1	PRISE DE PRESSION	PRESSURE TAPPING	ANSCHLUSS FUR OLDRUC
21	2360064		1	PROTECTEUR	PROTECTOR	SCHUTZ

CIRCUIT HYDRAULIQUE : PORTE-OUTILS (PELLE) (LEHNHOFF)
HYDRAULICS: TOOLS-HOLDER (EXCAVATOR) (LEHNHOFF)
HYDRAULIKKREIS : WERKZEUGETRAGE (BAGGER) (LEHNHOFF)

1	5330100
2	4192483
3	4770434
4	4750055
5	4192374
6	4755008
7	5471199
8	4755009
9	4705131
10	5471069
11	5780242
12	5471198
13	5780307
14	5780306
15	4192538
16	4750567
17	5471142
18	4725055
19	4760108
20	4770148
21	2360064
22	4710002

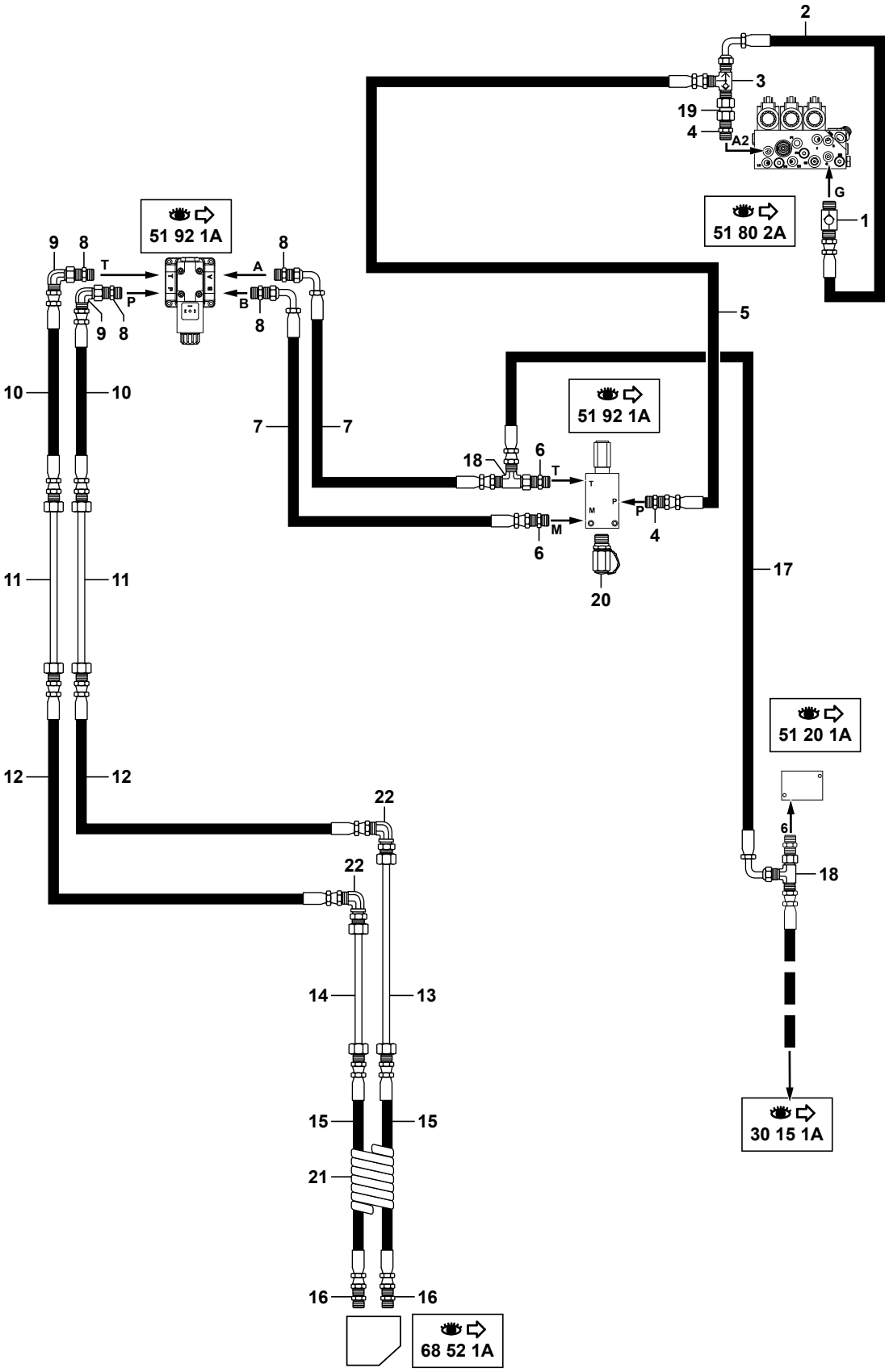

714MW_5400703_54_32_2A.eps

C. HYDRAULIQUE : PORTE-OUTILS (PELLE) (LEHNHOFF)
HYDRAULICS: TOOLS-HOLDER (EXCAVATOR) (LEHNHOFF)
HYDRAULIKKREIS: WERKZEUGETRAGE (BAGGER) (LEHNHOFF)

	1	5330100		1	CLAPET ANTI-RETOUR	CHECK VALVE	RUECKSCHLAGVENTIL
*	2	4192483	4192484	1	FLEXIBLE	HOSE	SCHLAUCH
	3	4770434		1	SELECTEUR	SELECTOR	SELEKTOR
	4	4750055		2	UNION	CONNECTOR	ANSCHLUSSTEIL
	5	4192374		1	FLEXIBLE	HOSE	SCHLAUCH
	6	4755008		2	UNION	CONNECTOR	ANSCHLUSSTEIL
	7	5471199		2	FLEXIBLE	HOSE	SCHLAUCH
	8	4755009		4	UNION	CONNECTOR	ANSCHLUSSTEIL
	9	4705131		2	COUDE	ELBOW	WINKELSTUECK
	10	5471069		2	FLEXIBLE	HOSE	SCHLAUCH
	11	5780242		2	TUBE	TUBE	ROHR
	12	5471198		2	FLEXIBLE	HOSE	SCHLAUCH
	13	5780307		1	TUBE	TUBE	ROHR
	14	5780306		1	TUBE	TUBE	ROHR
	15	4192538		2	FLEXIBLE	HOSE	SCHLAUCH
	16	4750567		2	UNION	CONNECTOR	ANSCHLUSSTEIL
	17	5471142		1	FLEXIBLE	HOSE	SCHLAUCH
	18	4725055		2	TE	TEE	T STUECK
*	19	4760108	4192625	1	RACCORD	UNION	VERBINDUNGSELEMENT
	20	4770148		1	PRISE DE PRESSION	PRESSURE TAPPING	ANSCHLUSS FUR OLDRUC
	21	2360064		1	PROTECTEUR	PROTECTOR	SCHUTZ
	22	4710002		2	PASSE-CLOISON	BULKHEAD GROMMET	DURCHGANG

CIRCUIT HYDRAULIQUE (ACCESSOIRES)
HYDRAULIC CIRCUIT (ACCESSORIES)
HYDRAULIK (ZUSATZKREIS)

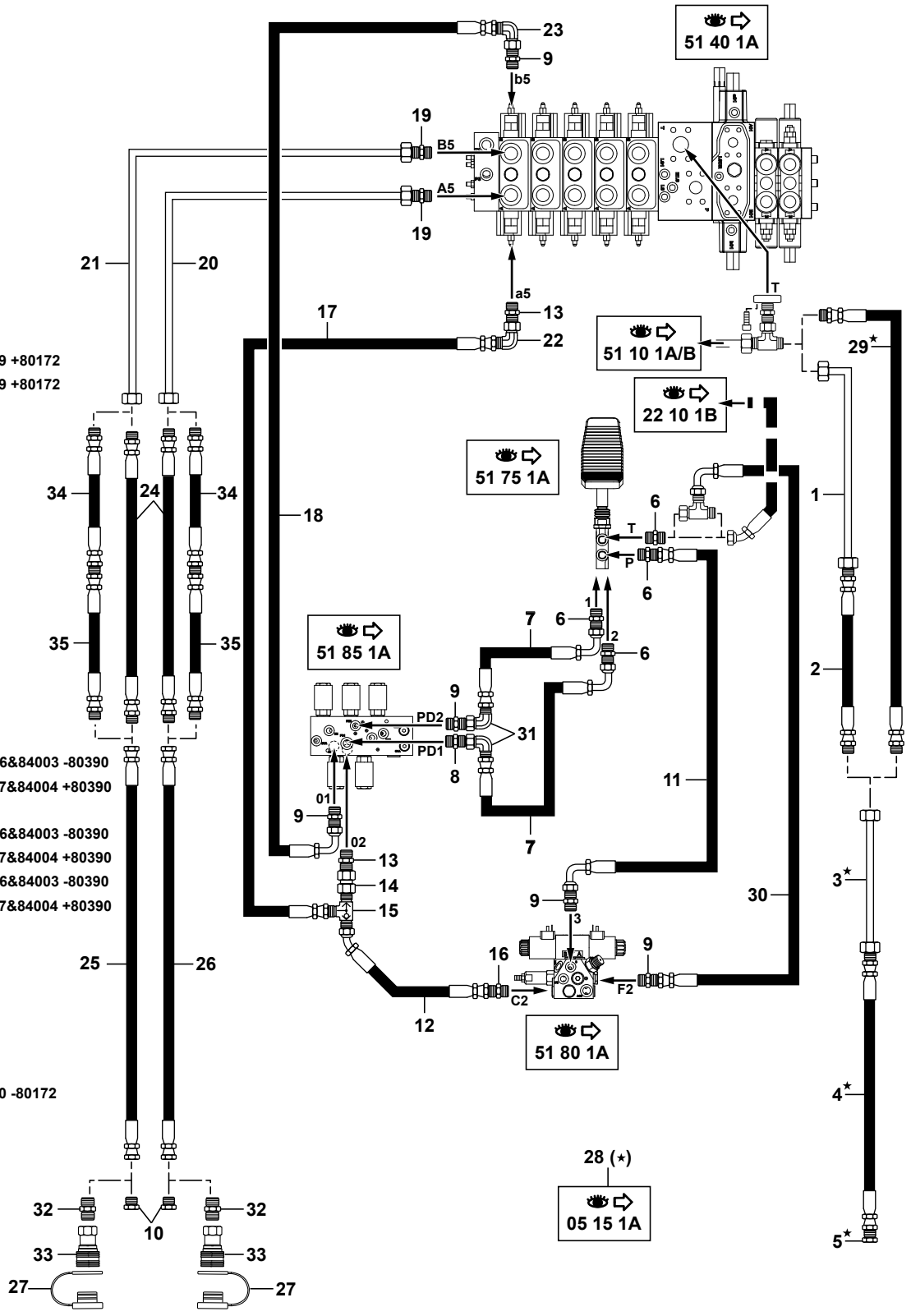

1	6010236	→ 80169 +80172
2	5478002	→ 80169 +80172
3	5780284	
4	5478003	
5	4745023	
6	4755179	
7	5471141	
8	4755009	
9	4755008	
10	S	
11	5471061	
12	4192483	
13	4750055	
14	4760108	
15	4770434	
16	4750247	
17	4192623	
18	5471047	→ 80396&84003 -80390
	5471243	→ 80397&84004 +80390
19	4755151	
20	5780257	→ 80396&84003 -80390
	5780516	→ 80397&84004 +80390
21	5780258	→ 80396&84003 -80390
	5780517	→ 80397&84004 +80390
22	4700119	
23	4705131	
24	S	
25	5476067	
26	5476066	
27	4740155	
28	K7030098	
29	5478006	→ 80170 -80172
30	5471061	
31	4705131	
32	4755158	
33	4750559	
34	5476135	
35	5476136	

CIRCUIT HYDRAULIQUE (ACCESSOIRES)
HYDRAULIC CIRCUIT (ACCESSORIES)
HYDRAULIK (ZUSATZKREIS)

1	6010236		→I 80169 +80172	1	TUBE	TUBE	ROHR
2	5478002		→I 80169 +80172	1	FLEXIBLE	HOSE	SCHLAUCH
3	5780284	28		1	TUBE	TUBE	ROHR
4	5478003	28		1	FLEXIBLE	HOSE	SCHLAUCH
5	4745023	28		1	BOUCHON	PLUG	VERSCHL.STOPFEN
6	4755179			4	UNION	CONNECTOR	ANSCHLUSSTEIL
7	5471141			2	FLEXIBLE	HOSE	SCHLAUCH
8	4755009			1	UNION	CONNECTOR	ANSCHLUSSTEIL
9	4755008			5	UNION	CONNECTOR	ANSCHLUSSTEIL
10	4745021		S	2	BOUCHON	PLUG	VERSCHL.STOPFEN
11	5471061			1	FLEXIBLE	HOSE	SCHLAUCH
12	4192483			1	FLEXIBLE	HOSE	SCHLAUCH
13	4750055			2	UNION	CONNECTOR	ANSCHLUSSTEIL
14	4760108			1	RACCORD	UNION	VERBINDUNGSELEMENT
15	4770434			1	SELECTEUR	SELECTOR	SELEKTOR
16	4750247			1	UNION	CONNECTOR	ANSCHLUSSTEIL
17	4192623			1	FLEXIBLE	HOSE	SCHLAUCH
18	5471047		→I 80396 -80390	1	FLEXIBLE	HOSE	SCHLAUCH
18	5471243		⊢→ 80397 +80390	1	FLEXIBLE	HOSE	SCHLAUCH
19	4755151			2	UNION	CONNECTOR	ANSCHLUSSTEIL
20	5780257		→I 80396&84003 -80390	1	TUBE	TUBE	ROHR
20	5780516		⊢→ 80397&84004 +80390	1	TUBE	TUBE	ROHR
21	5780258		→I 80396&84003 -80390	1	TUBE	TUBE	ROHR
21	5780517		⊢→ 80397&84004 +80390	1	TUBE	TUBE	ROHR
22	4700119			1	COUDE	ELBOW	WINKELSTUECK
23	4705131			1	COUDE	ELBOW	WINKELSTUECK
24	5476065		S	2	FLEXIBLE	HOSE	SCHLAUCH
25	5476067			1	FLEXIBLE	HOSE	SCHLAUCH
26	5476066			1	FLEXIBLE	HOSE	SCHLAUCH
27	4740155			2	BOUCHON	PLUG	VERSCHL.STOPFEN
28	K7030098			PM	KIT : RETOUR MARTEAU	KIT: HAMMER RETURN	BAUSATZ : HAMMER-RUCKLAUFLEITUNG
29	5478006	28	⊢→ 80170 -80172	1	FLEXIBLE	HOSE	SCHLAUCH
30	5471061			1	FLEXIBLE	HOSE	SCHLAUCH
31	4705131		⊢→ 80397 +80390	2	COUDE	ELBOW	WINKELSTUECK
32	4755158			2	UNION	CONNECTOR	ANSCHLUSSTEIL
33	4750559			2	COUPLEUR (FEMELLE)	COUPLER (FEMALE)	KUPPLUNGSSTUECK (WEIBCHEN)
34	5476135			2	FLEXIBLE	HOSE	SCHLAUCH
* 35	5476136			2	FLEXIBLE	HOSE	SCHLAUCH

CIRCUIT HYDRAULIQUE (ACCESSOIRES) (SANS DÉPORT)
HYDRAULIC CIRCUIT (ACCESSORIES) (WITHOUT OFFSET)
HYDRAULIK (ZUSATZKREIS) (OHNE VERSETZUNGS)

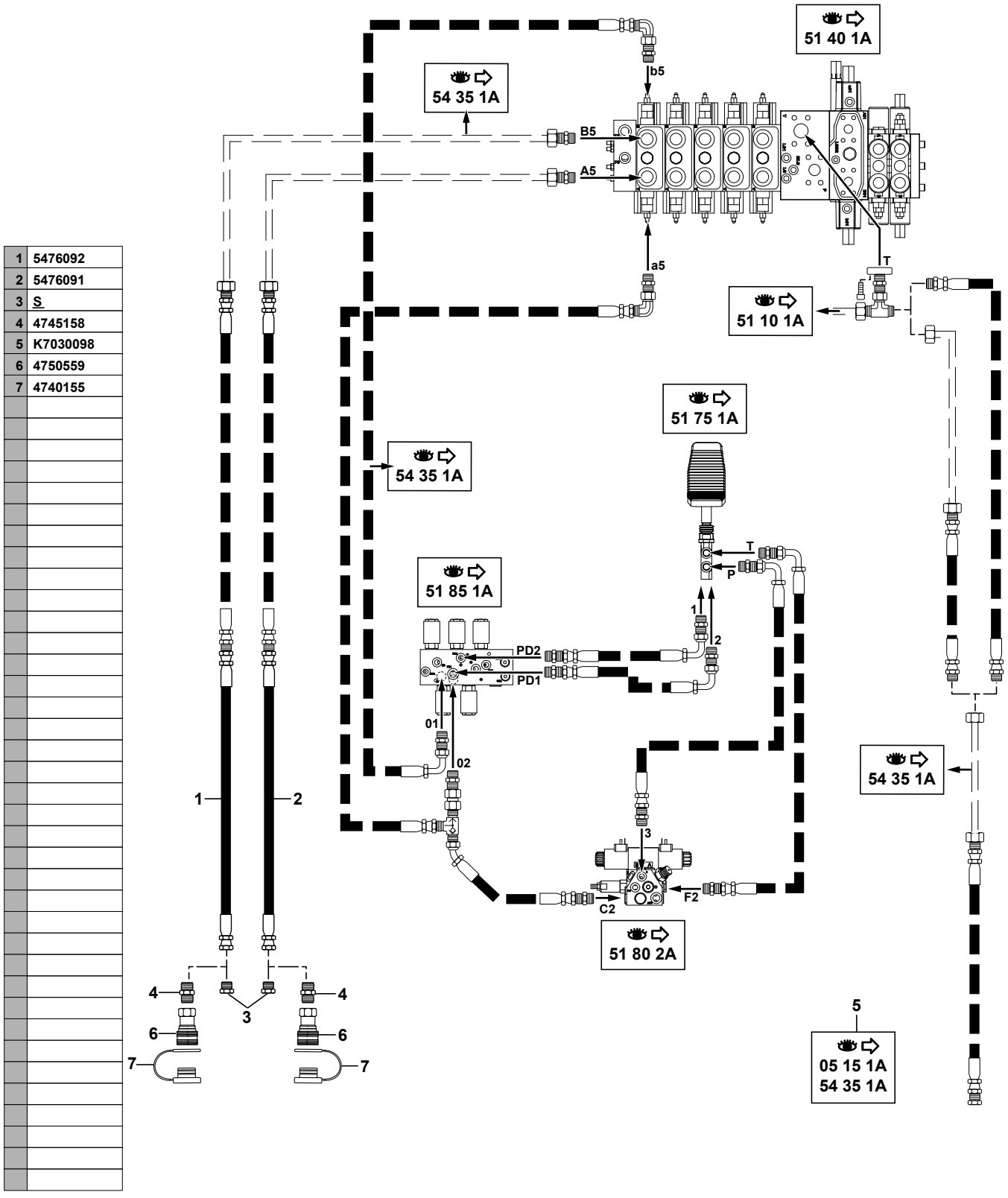

1	5476092
2	5476091
3	S
4	4745158
5	K7030098
6	4750559
7	4740155

714MW_5400703_54_35_2A.eps

CIRCUIT HYDRAULIQUE (ACCESSOIRES) (SANS DEPORT)
HYDRAULIC CIRCUIT (ACCESSORIES) (WITHOUT OFFSET)
HYDRAULIK (ZUSATZKREIS) (OHNE VERSETZUNGS)

	1	5476092		1	FLEXIBLE	HOSE	SCHLAUCH
	2	5476091		1	FLEXIBLE	HOSE	SCHLAUCH
*	3	4745021	S	2	BOUCHON	PLUG	VERSCHL.STOPFEN
*	4	4755158		2	UNION	CONNECTOR	ANSCHLUSSTEIL
	5	K7030098		PM	KIT : RETOUR MARTEAU	KIT: HAMMER RETURN	BAUSATZ : HAMMER-RUCKLAUFLEITUNG
*	6	4750559		2	COUPLEUR (FEMELLE)	COUPLER (FEMALE)	KUPPLUNGSSTUECK (WEIBCHEN)
*	7	4740155		2	BOUCHON	PLUG	VERSCHL.STOPFEN

CIRCUIT HYDRAULIQUE (ACCESSOIRES) (PELLE)
HYDRAULIC CIRCUIT (ACCESSORIES) (EXCAVATOR)
HYDRAULIK (ZUSATZKREIS) (BAGGER)

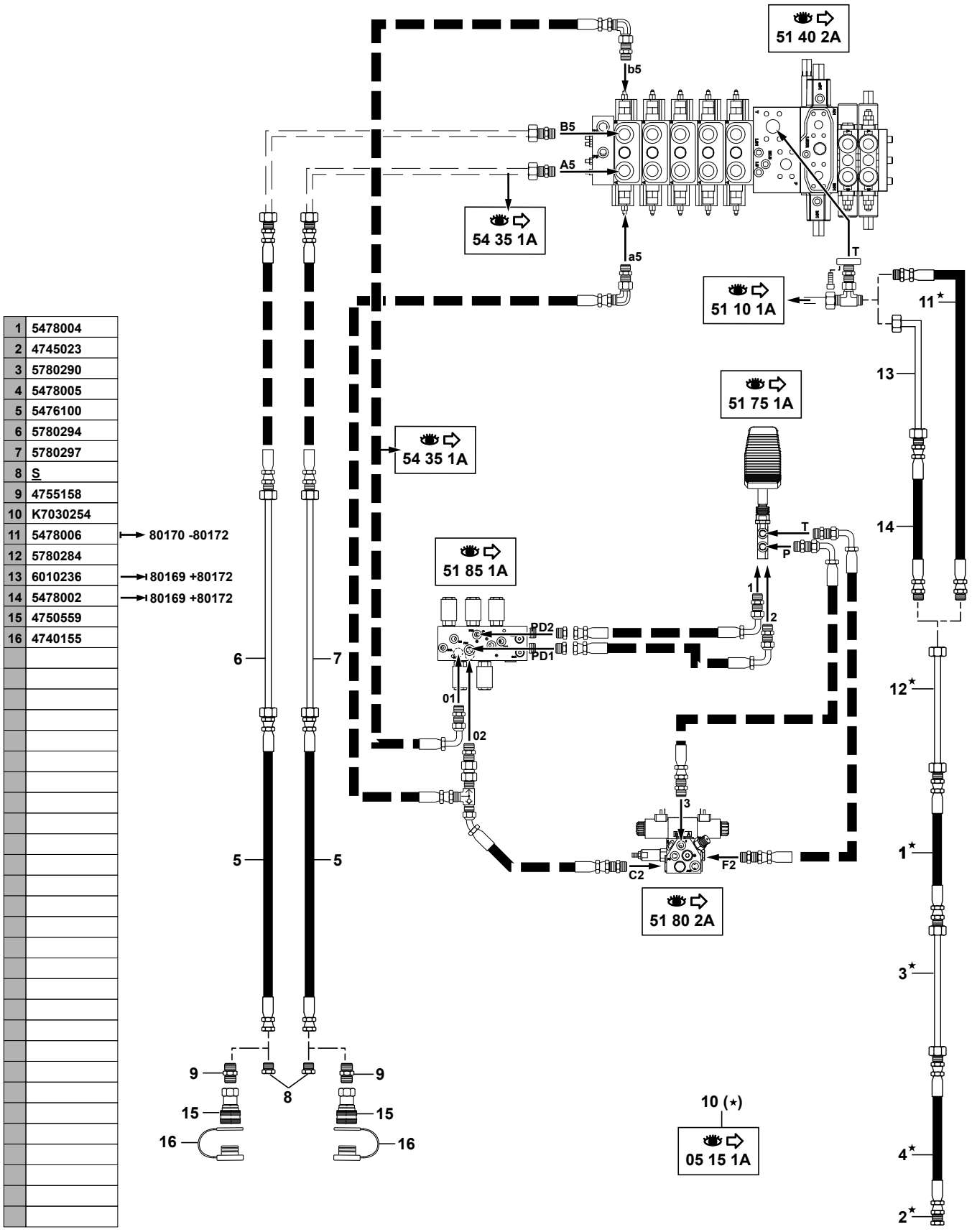

1	5478004	
2	4745023	
3	5780290	
4	5478005	
5	5476100	
6	5780294	
7	5780297	
8	S	
9	4755158	
10	K7030254	
11	5478006	→ 80170 -80172
12	5780284	
13	6010236	→I 80169 +80172
14	5478002	→I 80169 +80172
15	4750559	
16	4740155	

714MW_5400703_54_35_3A.eps

CIRCUIT HYDRAULIQUE (ACCESSOIRES) (PELLE)
HYDRAULIC CIRCUIT (ACCESSORIES) (EXCAVATOR)
HYDRAULIK (ZUSATZKREIS) (BAGGER)

	1	5478004	10		1	FLEXIBLE	HOSE	SCHLAUCH
	2	4745023	10		1	BOUCHON	PLUG	VERSCHL.STOPFEN
	3	5780290	10		1	TUBE	TUBE	ROHR
	4	5478005	10		1	FLEXIBLE	HOSE	SCHLAUCH
	5	5476100			2	FLEXIBLE	HOSE	SCHLAUCH
	6	5780294			1	TUBE	TUBE	ROHR
	7	5780297			1	TUBE	TUBE	ROHR
*	8	4745021		S	2	BOUCHON	PLUG	VERSCHL.STOPFEN
*	9	4755158			2	UNION	CONNECTOR	ANSCHLUSSTEIL
	10	K7030254		05 15 1A	PM	KIT : RETOUR MARTEAU (PELLE)	KIT: HAMMER RETURN (EXCAVATOR)	BAUSATZ: HAMMERRUCK-LAUFLEITUNG (BAGGER)
	11	5478006	10	80170 -80172	1	FLEXIBLE	HOSE	SCHLAUCH
	12	5780284	10		1	TUBE	TUBE	ROHR
	13	6010236		80169 +80172	1	TUBE	TUBE	ROHR
	14	5478002		80169 +80172	1	FLEXIBLE	HOSE	SCHLAUCH
*	15	4750559			2	COUPLEUR (FEMELLE)	COUPLER (FEMALE)	KUPPLUNGSSTUECK (WEIBCHEN)
*	16	4740155			2	BOUCHON	PLUG	VERSCHL.STOPFEN

CIRCUIT HYDRAULIQUE : BENNE PRENEUSE
HYDRAULIC: CLAMSHELL
HYDRAULIKKREIS : GREIFER

→ 80396&84003
-80390

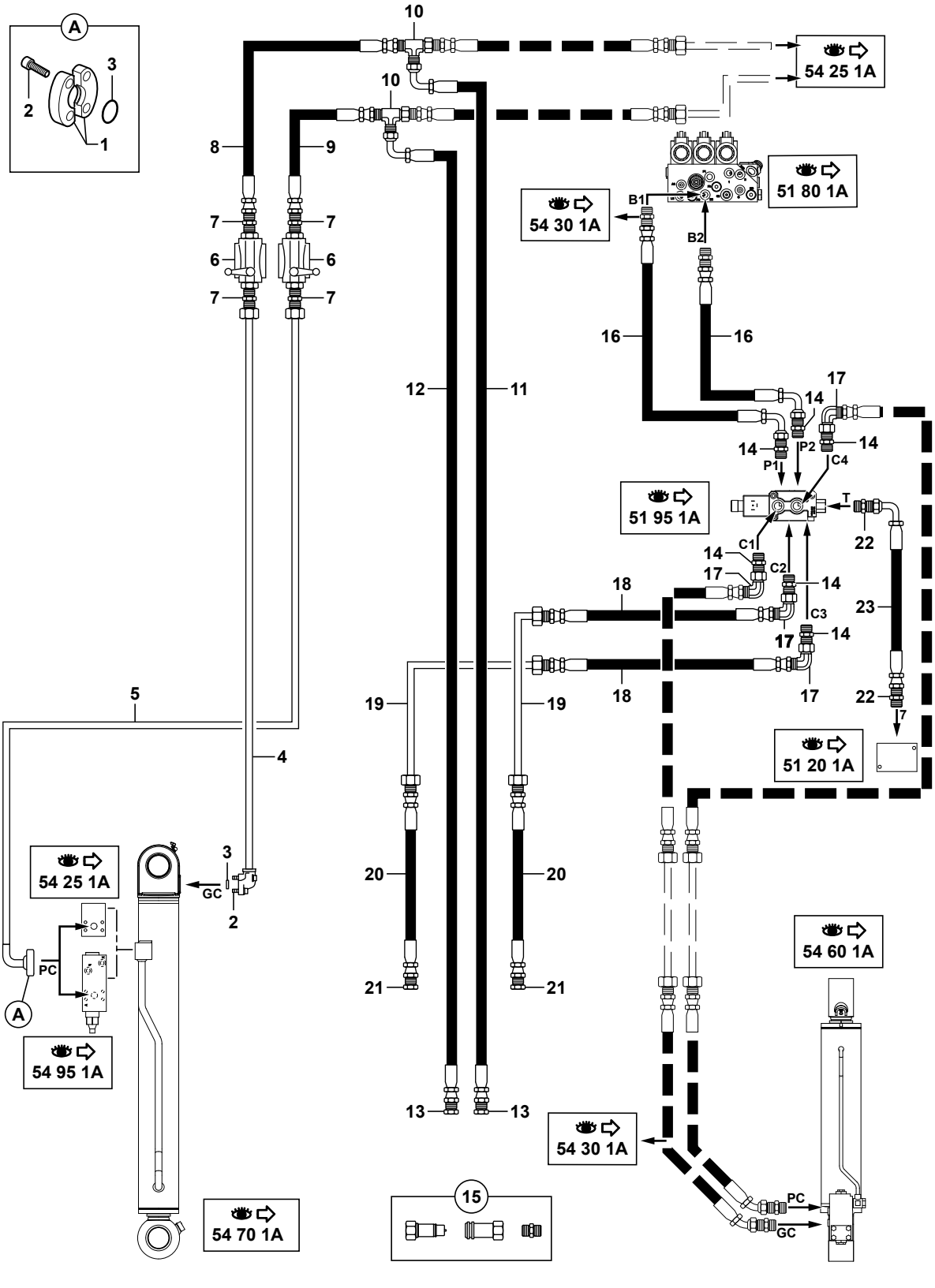

1	4770172
2	4290033
3	4040030
4	5780273
5	5780275
6	4780014
7	4755164
8	5476087
9	5476085
10	4725062
11	5476088
12	5476086
13	4745021
14	4755011
15	K4750602
16	5473059
17	4705021
18	5473095
19	5780243
20	5473090
21	4745022
22	4755008
23	5471060

714MW_5400703_54_40_1A.eps

CIRCUIT HYDRAULIQUE : BENNE PRENEUSE
HYDRAULIC: CLAMSHELL
HYDRAULIKKREIS : GREIFER

→| 80396&84003
-80390

1	4770172		2	DEMI-BRIDE	HALF-FLANGE	HALBFLANSCHE
2	4290033	CHC M10X35	8	VIS	SCREW	SCHRAUBE
3	4040030		2	JOINT TORIQUE	O-RING	O-RING
4	5780273		1	TUBE	TUBE	ROHR
5	5780275		1	TUBE	TUBE	ROHR
6	4780014		2	ROBINET	COCK	ABSPERRHAHN
7	4755164		4	UNION	CONNECTOR	ANSCHLUSSTEIL
8	5476087		1	FLEXIBLE	HOSE	SCHLAUCH
9	5476085		1	FLEXIBLE	HOSE	SCHLAUCH
10	4725062		2	TE	TEE	T STUECK
11	5476088		1	FLEXIBLE	HOSE	SCHLAUCH
12	5476086		1	FLEXIBLE	HOSE	SCHLAUCH
13	4745021		2	BOUCHON	PLUG	VERSCHL.STOPFEN
14	4755011		6	UNION	CONNECTOR	ANSCHLUSSTEIL
15	K4750602		SB	COUPLEUR	COUPLER	KUPPLUNGSSTUECK
16	5473059		2	FLEXIBLE	HOSE	SCHLAUCH
17	4705021		4	COUDE	ELBOW	WINKELSTUECK
18	5473095		2	FLEXIBLE	HOSE	SCHLAUCH
19	5780243		2	TUBE	TUBE	ROHR
20	5473090		2	FLEXIBLE	HOSE	SCHLAUCH
21	4745022		2	BOUCHON	PLUG	VERSCHL.STOPFEN
22	4755008		2	UNION	CONNECTOR	ANSCHLUSSTEIL
23	5471060		1	FLEXIBLE	HOSE	SCHLAUCH

CIRCUIT HYDRAULIQUE : BENNE PRENEUSE
HYDRAULIC: CLAMSHELL
HYDRAULIKKREIS : GREIFER

→ 80397&84004
+80390

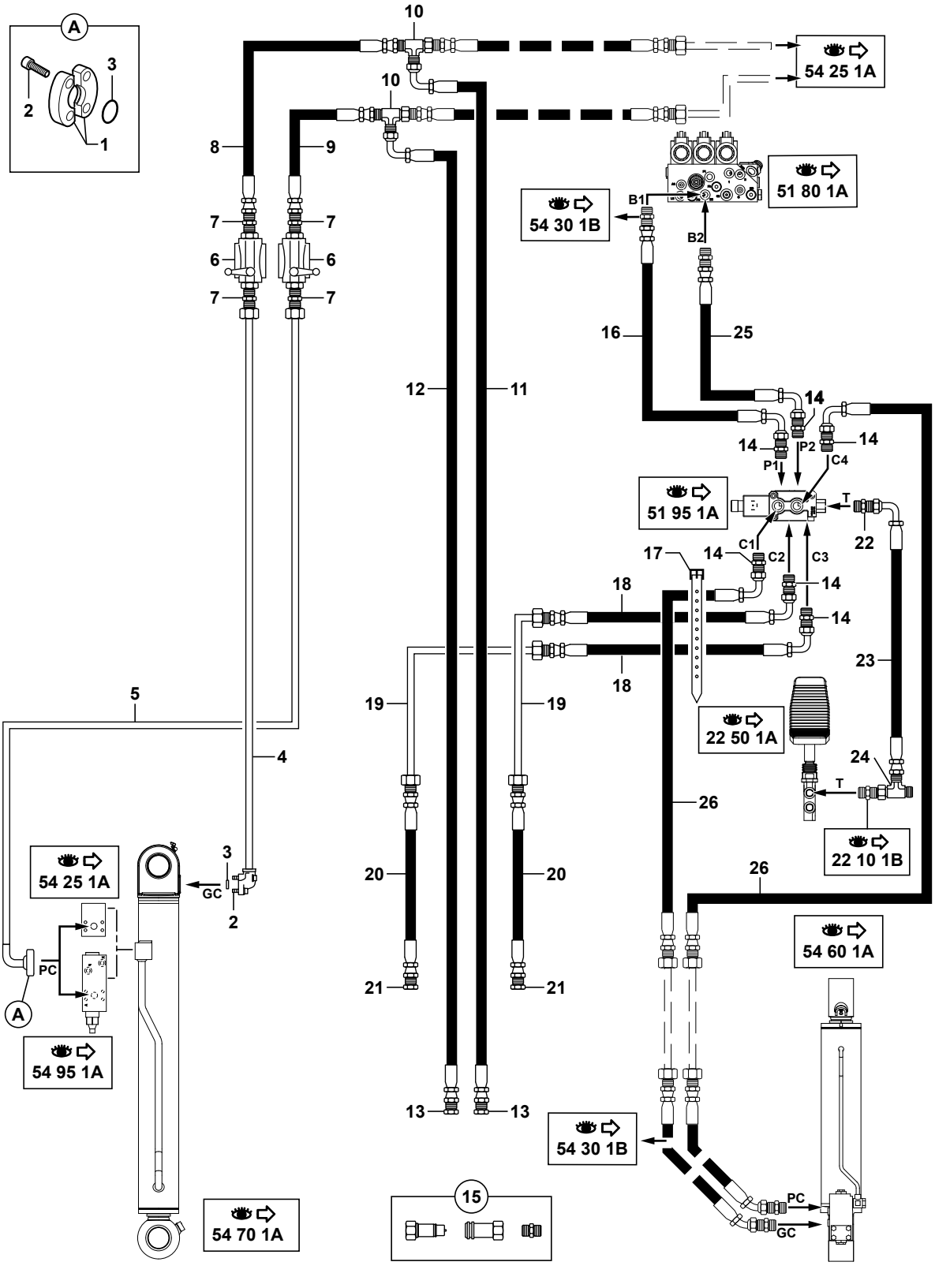

1	4770172
2	4290033
3	4040030
4	5780273
5	5780275
6	4780014
7	4755164
8	5476087
9	5476085
10	4725062
11	5476088
12	5476086
13	4745021
14	4755011
15	K4750602
16	5473059
17	4690700
18	5473095
19	5780243
20	5473090
21	4745022
22	4755008
23	5471061
24	4725055
25	5473123
26	5473129

714MW_5400703_54_40_1B.eps

CIRCUIT HYDRAULIQUE : BENNE PRENEUSE
HYDRAULIC: CLAMSHELL
HYDRAULIKKREIS : GREIFER

→ 80397&84004
+80390

1	4770172		2	DEMI-BRIDE	HALF-FLANGE	HALBFLANSCHE
2	4290033	CHC M10X35	8	VIS	SCREW	SCHRAUBE
3	4040030		2	JOINT TORIQUE	O-RING	O-RING
4	5780273		1	TUBE	TUBE	ROHR
5	5780275		1	TUBE	TUBE	ROHR
6	4780014		2	ROBINET	COCK	ABSPERRHAHN
7	4755164		4	UNION	CONNECTOR	ANSCHLUSSTEIL
8	5476087		1	FLEXIBLE	HOSE	SCHLAUCH
9	5476085		1	FLEXIBLE	HOSE	SCHLAUCH
10	4725062		2	TE	TEE	T STUECK
11	5476088		1	FLEXIBLE	HOSE	SCHLAUCH
12	5476086		1	FLEXIBLE	HOSE	SCHLAUCH
13	4745021		2	BOUCHON	PLUG	VERSCHL.STOPFEN
14	4755011		6	UNION	CONNECTOR	ANSCHLUSSTEIL
15	K4750602		SB	COUPLEUR	COUPLER	KUPPLUNGSSTUECK
16	5473059		1	FLEXIBLE	HOSE	SCHLAUCH
17	4690700		1	SANGLE	BELT	RIEMEN
18	5473095		2	FLEXIBLE	HOSE	SCHLAUCH
19	5780243		2	TUBE	TUBE	ROHR
20	5473090		2	FLEXIBLE	HOSE	SCHLAUCH
21	4745022		2	BOUCHON	PLUG	VERSCHL.STOPFEN
22	4755008		1	UNION	CONNECTOR	ANSCHLUSSTEIL
23	5471061		1	FLEXIBLE	HOSE	SCHLAUCH
24	4725055		1	TE	TEE	T STUECK
25	5473123		1	FLEXIBLE	HOSE	SCHLAUCH
26	5473129		2	FLEXIBLE	HOSE	SCHLAUCH

CIRCUIT HYDRAULIQUE : BENNE PRENEUSE (SANS DÉPORT)
HYDRAULIC: CLAMSHELL (WITHOUT OFFSET)
HYDRAULIKKREIS : GREIFER (OHNE VERSETZUNGS)

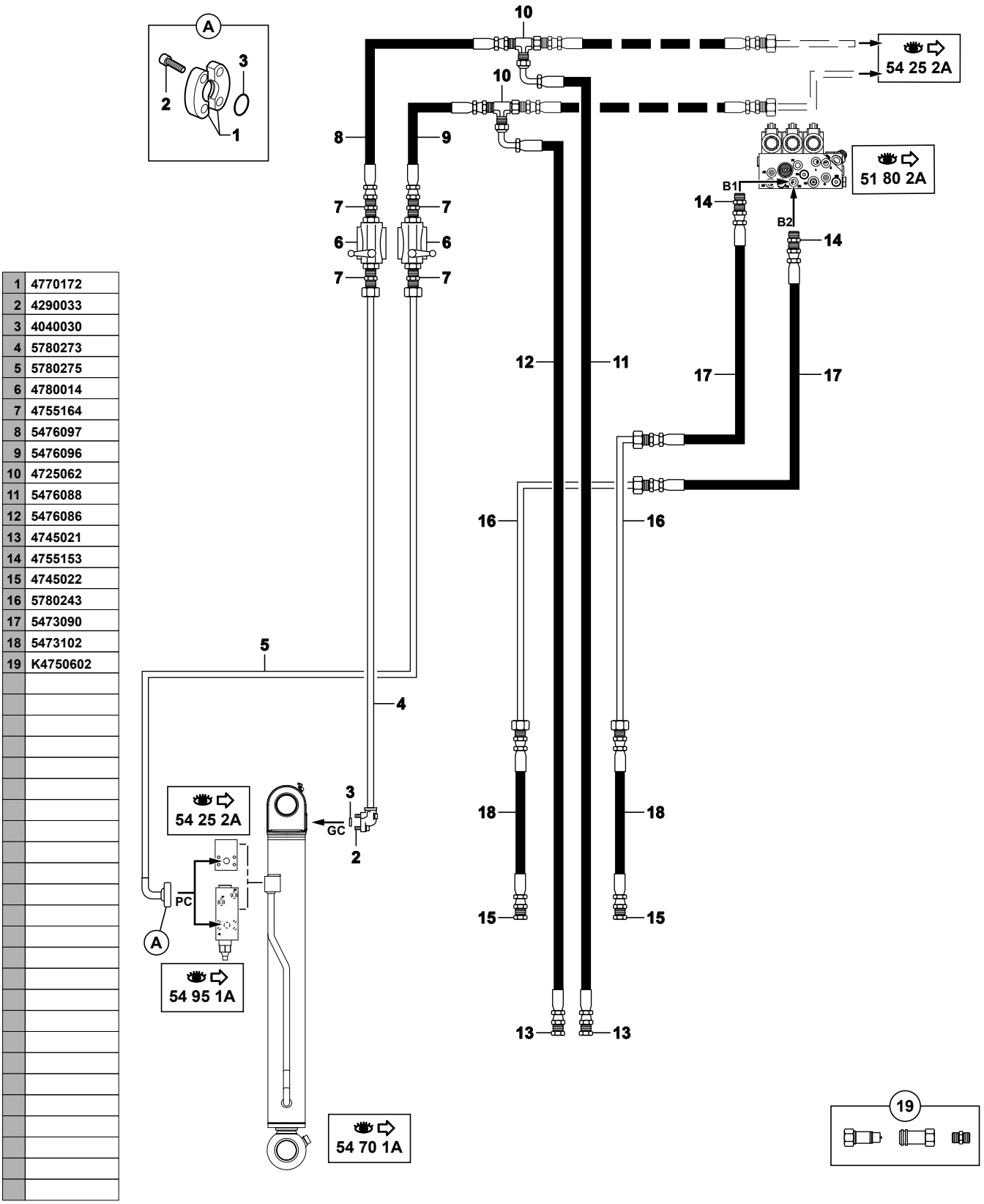

1	4770172
2	4290033
3	4040030
4	5780273
5	5780275
6	4780014
7	4755164
8	5476097
9	5476096
10	4725062
11	5476088
12	5476086
13	4745021
14	4755153
15	4745022
16	5780243
17	5473090
18	5473102
19	K4750602

714MW_5400703_54_40_2A.eps

CIRCUIT HYDRAULIQUE: BENNE PRENEUSE (SANS DEPORT)
HYDRAULIC: CLAMSHELL (WITHOUT OFFSET)
HYDRAULIKKREIS : GREIFER (OHNE VERSETZUNGS)

1	4770172		2	DEMI-BRIDE	HALF-FLANGE	HALBFLANSCHE
2	4290033	CHC M10X35	8	VIS	SCREW	SCHRAUBE
3	4040030		2	JOINT TORIQUE	O-RING	O-RING
4	5780273		1	TUBE	TUBE	ROHR
5	5780275		1	TUBE	TUBE	ROHR
6	4780014		2	ROBINET	COCK	ABSPERRHAHN
7	4755164		4	UNION	CONNECTOR	ANSCHLUSSTEIL
8	5476097		1	FLEXIBLE	HOSE	SCHLAUCH
9	5476096		1	FLEXIBLE	HOSE	SCHLAUCH
10	4725062		2	TE	TEE	T STUECK
11	5476088		1	FLEXIBLE	HOSE	SCHLAUCH
12	5476086		1	FLEXIBLE	HOSE	SCHLAUCH
13	4745021		2	BOUCHON	PLUG	VERSCHL.STOPFEN
14	4755153		2	UNION	CONNECTOR	ANSCHLUSSTEIL
15	4745022		2	BOUCHON	PLUG	VERSCHL.STOPFEN
16	5780243		2	TUBE	TUBE	ROHR
17	5473090		2	FLEXIBLE	HOSE	SCHLAUCH
18	5473102		2	FLEXIBLE	HOSE	SCHLAUCH
19	K4750602		SB	COUPLEUR	COUPLER	KUPPLUNGSSTUECK

CIRCUIT HYDRAULIQUE : BENNE PRENEUSE (PELLE)
HYDRAULIC: CLAMSHELL (EXCAVATOR)
HYDRAULIKKREIS : GREIFER (BAGGER)

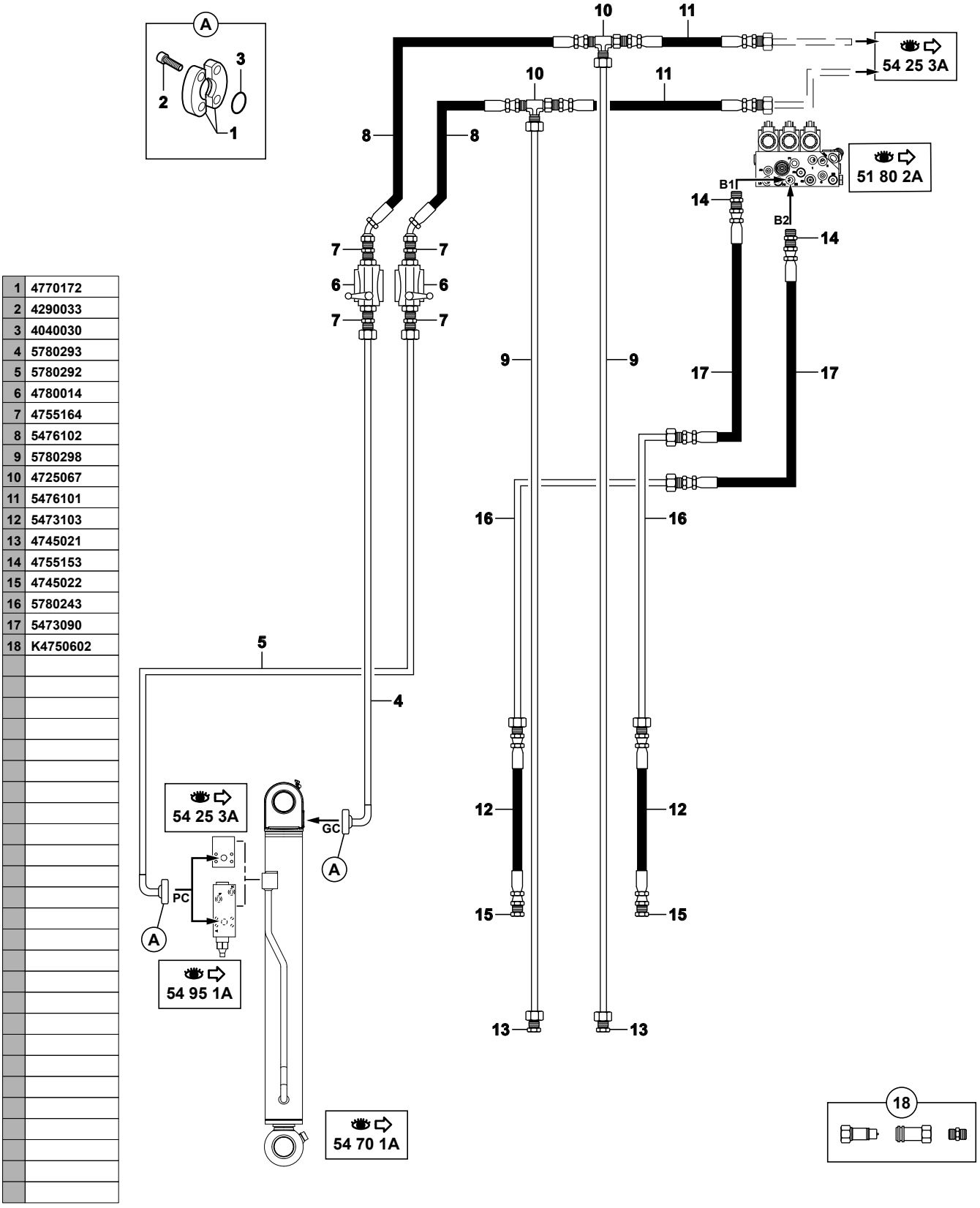

1	4770172
2	4290033
3	4040030
4	5780293
5	5780292
6	4780014
7	4755164
8	5476102
9	5780298
10	4725067
11	5476101
12	5473103
13	4745021
14	4755153
15	4745022
16	5780243
17	5473090
18	K4750602

714MW_5400703_54_40_3A.eps

CIRCUIT HYDRAULIQUE: BENNE PRENEUSE (PELLE)
HYDRAULIC: CLAMSHELL (EXCAVATOR)
HYDRAULIKKREIS : GREIFER (BAGGER)

1	4770172		4	DEMI-BRIDE	HALF-FLANGE	HALBFLANSCHE
2	4290033	CHC M10X35	8	VIS	SCREW	SCHRAUBE
3	4040030		2	JOINT TORIQUE	O-RING	O-RING
4	5780293		1	TUBE	TUBE	ROHR
5	5780292		1	TUBE	TUBE	ROHR
6	4780014		2	ROBINET	COCK	ABSPERRHAHN
7	4755164		4	UNION	CONNECTOR	ANSCHLUSSTEIL
8	5476102		2	FLEXIBLE	HOSE	SCHLAUCH
9	5780298		2	TUBE	TUBE	ROHR
10	4725067		2	TE	TEE	T STUECK
11	5476101		1	FLEXIBLE	HOSE	SCHLAUCH
12	5473103		2	FLEXIBLE	HOSE	SCHLAUCH
13	4745021		2	BOUCHON	PLUG	VERSCHL.STOPFEN
14	4755153		2	UNION	CONNECTOR	ANSCHLUSSTEIL
15	4745022		2	BOUCHON	PLUG	VERSCHL.STOPFEN
16	5780243		2	TUBE	TUBE	ROHR
17	5473090		2	FLEXIBLE	HOSE	SCHLAUCH
18	K4750602		SB	COUPLEUR	COUPLER	KUPPLUNGSSTUECK

VÉRIN DE FLÈCHE (BAS)
BOOM CYLINDER (LOW)
AUSLEGERZYLINDER (BODEN)

1	5670928	→ 80149
	5670988	→ 80150
2	4100018	
3	5640696	
4	5640540	
5	5950212	
6	5950213	
7	5960143	
8	4810027	
9	4740092	
10	6140038	
11	5930381	→ 80149
	5930465	→ 80150
12	5940465	→ 80149
	5940558	→ 80150
13	5580008	
14	4590062	

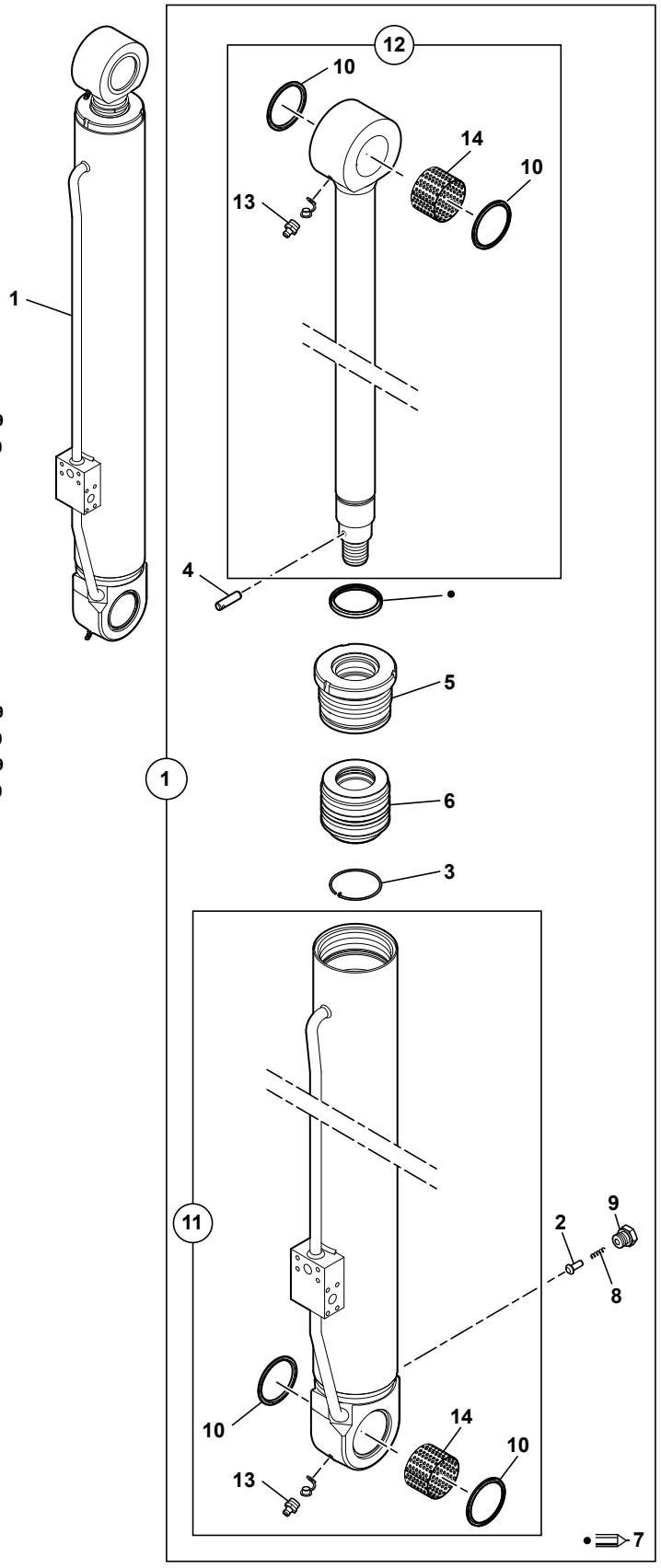

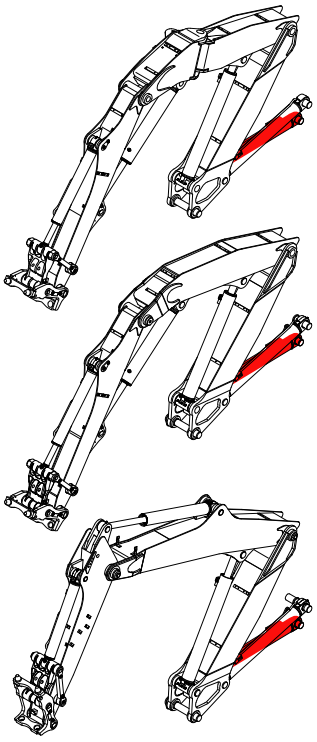

714MW_5400703_54_50_1A.eps

VERIN DE FLECHE (BAS)
BOOM CYLINDER (LOW)
AUSLEGERZYLINDER (BODEN)

	1	5670928		→ 80149	1	VERIN DE FLECHE	BOOM CYLINDER	AUSLEGERZYLINDER
*	1	5670988		⊢→ 80150	1	VERIN DE FLECHE	BOOM CYLINDER	AUSLEGERZYLINDER
*	1			●○ 5670954				
	2	4100018	1		1	CLAPET	NON RETURN VALVE	RUECKSCHL.VENTIL
*	3	5640696	1	●○ 5640539	1	JONC D'ARRET	STOP WEDDING RING	ANSCHLAGSSCHEIBE
	4	5640540	1		1	AXE DE PISTON	PISTON PIN	KOLBENBOLZEN
	5	5950212	1		1	PALIER	BEARING	LAGER
	6	5950213	1		1	PISTON	PISTON	KOLBEN
	7	5960143	1		1	POCHETTE DE JOINTS	SEAL (KIT)	DICHTRING (BAUSATZ)
	8	4810027	1		1	RESSORT	SPRING	FEDER
	9	4740092	1		1	BOUCHON	PLUG	VERSCHL.STOPFEN
	10	6140038	11-12		4	JOINT	SEAL	DICHTRING
	11	5930381	1	→ 80149	1	CORPS DE VERIN	CYLINDER HOUSING	ZYLINDERGEHAEUSE
*	11	5930465	1	⊢→ 80150	1	CORPS DE VERIN	CYLINDER HOUSING	ZYLINDERGEHAEUSE
*	11			●○ 5930419				
	12	5940465	1	→ 80149	1	TIGE DE VERIN	CYLINDER ROD	KOLBENSTANGE
*	12	5940558	1	⊢→ 80150	1	TIGE DE VERIN	CYLINDER ROD	KOLBENSTANGE
*	12			●○ 5940520				
	13	5580008	11-12	M10X1	2	GRAISSEUR	GREASE FITING	SCHMIERNIPPEL
*	14	4590062	11-12	●○ 4590037	2	BAGUE	BUSH	RING

VÉRIN DE FLÈCHE (HAUT)
BOOM CYLINDER (HIGH)
AUSLEGERZYLINDER (HOCH)

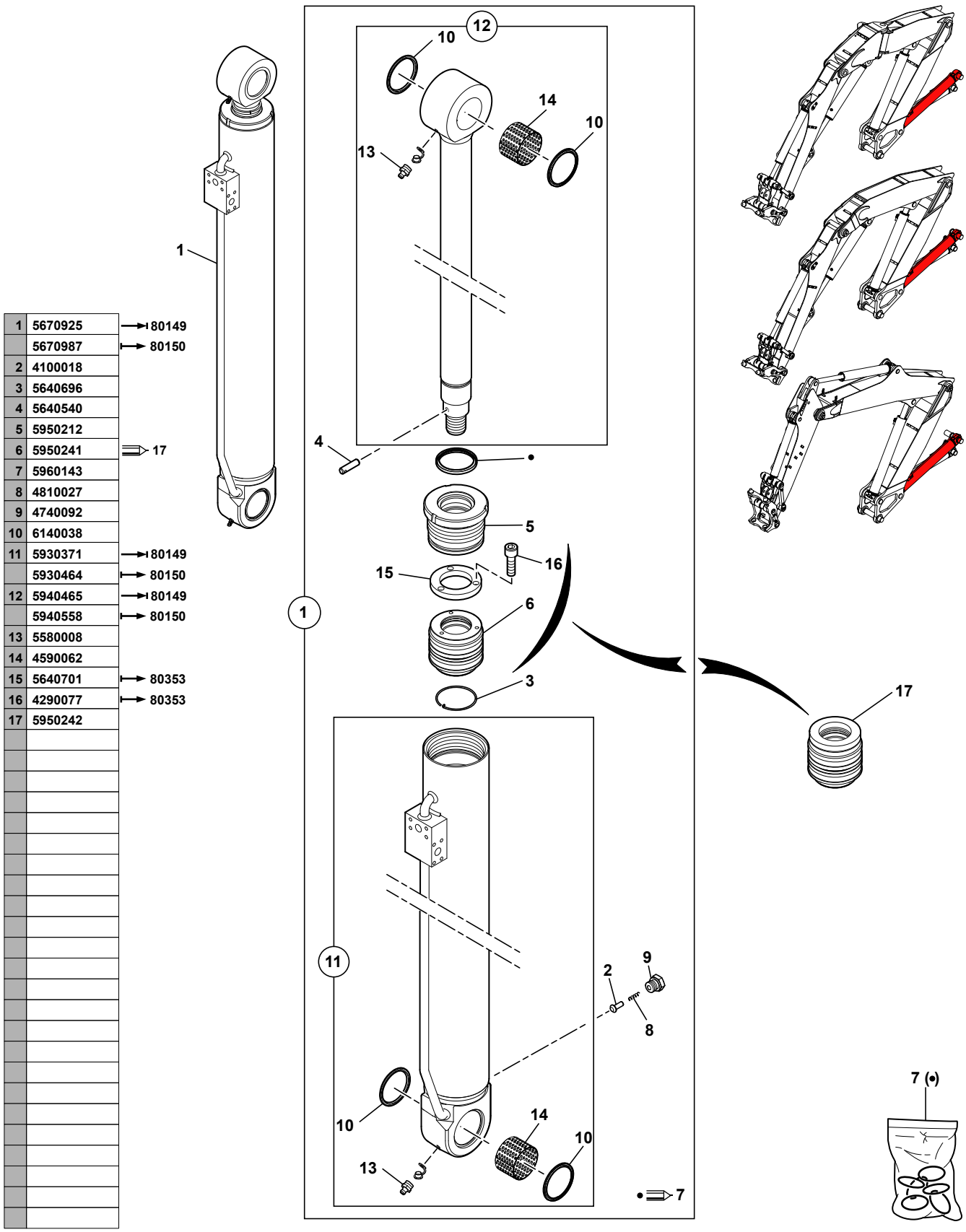

1	5670925	→ 80149
	5670987	→ 80150
2	4100018	
3	5640696	
4	5640540	
5	5950212	
6	5950241	⇒ 17
7	5960143	
8	4810027	
9	4740092	
10	6140038	
11	5930371	→ 80149
	5930464	→ 80150
12	5940465	→ 80149
	5940558	→ 80150
13	5580008	
14	4590062	
15	5640701	→ 80353
16	4290077	→ 80353
17	5950242	

714MW_5400703_54_52_1A.eps

VERIN DE FLECHE (HAUT)
BOOM CYLINDER (HIGH)
AUSLEGERZYLINDER (HOCH)

	1	5670925		→ 80149	1	VERIN DE FLECHE	BOOM CYLINDER	AUSLEGERZYLINDER
*	1	5670987		↦ 80150	1	VERIN DE FLECHE	BOOM CYLINDER	AUSLEGERZYLINDER
*	1			●○ 5670953				
	2	4100018	1		1	CLAPET	NON RETURN VALVE	RUECKSCHL.VENTIL
*	3	5640696	1	●○ 5640539	1	JONC D'ARRET	STOP WEDDING RING	ANSCHLAGSSCHEIBE
	4	5640540	1		1	AXE DE PISTON	PISTON PIN	KOLBENBOLZEN
	5	5950212	1		1	PALIER	BEARING	LAGER
*	6	5950241	1	●○ 5950213	1	PISTON	PISTON	KOLBEN
*	6			▤ 17				
	7	5960143	1		1	POCHETTE DE JOINTS	SEAL (KIT)	DICHTRING (BAUSATZ)
	8	4810027	1		1	RESSORT	SPRING	FEDER
	9	4740092	1		1	BOUCHON	PLUG	VERSCHL.STOPFEN
	10	6140038	11-12		4	JOINT	SEAL	DICHTRING
	11	5930371	1	→ 80149	1	CORPS DE VERIN	CYLINDER HOUSING	ZYLINDERGEHAEUSE
*	11	5930464	1	↦ 80150	1	CORPS DE VERIN	CYLINDER HOUSING	ZYLINDERGEHAEUSE
*	11			●○ 5930417				
	12	5940465	1	→ 80149	1	TIGE DE VERIN	CYLINDER ROD	KOLBENSTANGE
*	12	5940558	1	↦ 80150	1	TIGE DE VERIN	CYLINDER ROD	KOLBENSTANGE
*	12			●○ 5940520				
	13	5580008	11-12	M10X1	2	GRAISSEUR	GREASE FITING	SCHMIERNIPPEL
*	14	4590062	11-12	●○ 4590037	2	BAGUE	BUSH	RING
*	15	5640701	1	↦ 80353	1	ENTRETOISE	SPACER	ABSTANDSTUECK
*	16	4290077	1	↦ 80353/CHC M8X25	3	VIS	SCREW	SCHRAUBE
*	17	5950242			1	PISTON	PISTON	KOLBEN

VÉRIN BEC DE FLÈCHE
BOOM NOSE PIECE RAM
BESCHICKER-RAM ZYLINDER

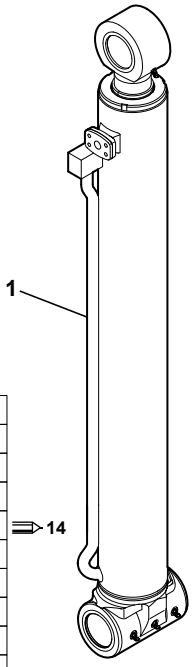

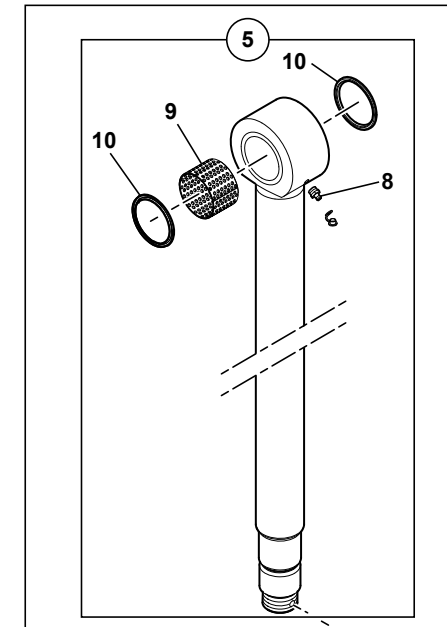

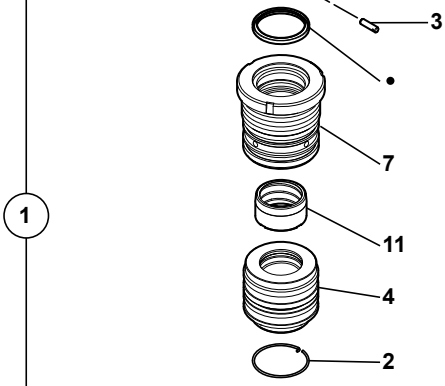

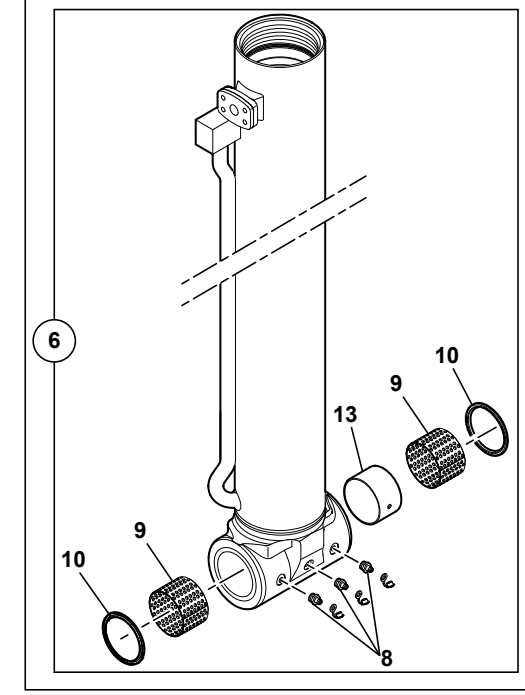

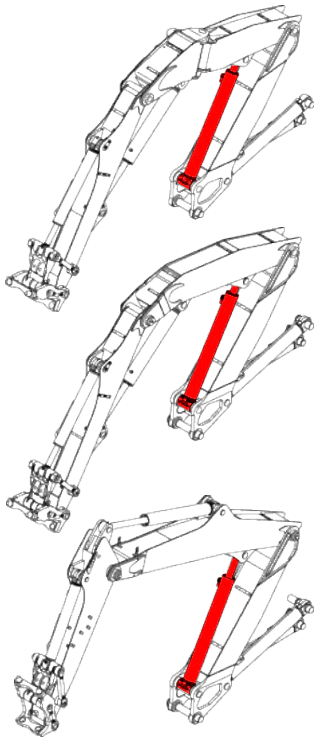

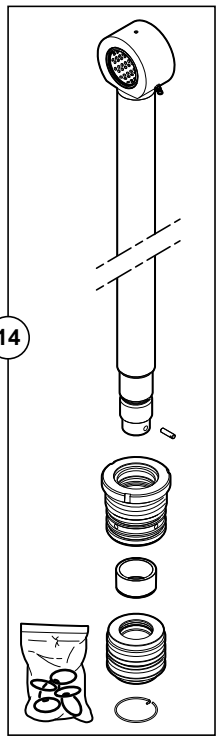

1	5670986
2	5640696
3	5640540
4	5950213
5	5940557
6	5930468
7	5950219
8	5580008
9	4590062
10	6140038
11	5640605
12	5960148
13	S
14	7032068

714MW_5400703_54_55_1A.eps

VERIN BEC DE FLECHE
BOOM NOSE PIECE RAM
BESCHICKER-RAM ZYLINDER

	1	5670986		5670929	1	VERIN BEC DE FLECHE	BOOM NOSE PIECE RAM	BESCHICKER-ARM ZYLIN
	2	5640696	1	5640539	1	JONC D'ARRET	STOP WEDDING RING	ANSCHLAGSSCHEIBE
	3	5640540	1		1	AXE DE PISTON	PISTON PIN	KOLBENBOLZEN
	4	5950213	1		1	PISTON	PISTON	KOLBEN
	5	5940557	1	5940475	1	TIGE DE VERIN	ROD ASS'Y	KOLBENSTANGE
*	5			14				
	6	5930468	1	5930383	1	CORPS DE VERIN	CYLINDER HOUSING	ZYLINDERGEHAEUSE
	7	5950219	1		1	PALIER	BEARING	LAGER
	8	5580008	5-6	M10X1	4	GRAISSEUR	GREASE FITING	SCHMIERNIPPEL
	9	4590062	5-6	4590037	3	BAGUE	BUSH	RING
	10	6140038	5-6		4	JOINT	SEAL	DICHTRING
*	11	5640605	1	14	1	BAGUE	BUSH	BUCHSE
	12	5960148	1		1	POCHETTE DE JOINTS	SEAL (KIT)	DICHTRING (BAUSATZ)
	13	5640657	6	S	1	ENTRETOISE	SPACER	ABSTANDSTUECK
*	14	7032068			1	KIT TIGE DE VERIN	CYLINDER ROD (KIT)	KOLBENSTANGE BAUSATZ

VÉRIN DE DÉPORT
OFFSET CYLINDER
VERSETZUNGSZYLINDER

* → 80377

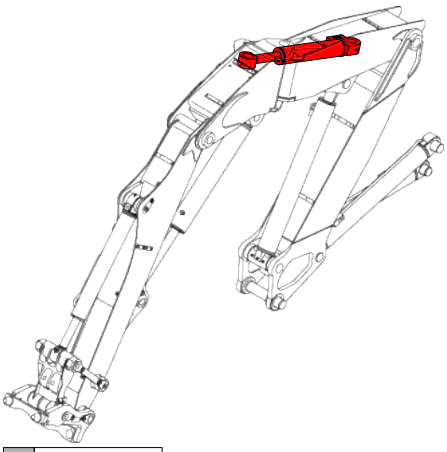

1	5670885	
2	5940269	
3	3870235	
4	6140036	
5	5950116	
6	5950123	
7	5640216	
8	5930315	⇒ 22+23
9	5960076	
10	4700115	Ø TUBE/ROHR = 10
11	5580005	
12	4770189	Ø TUBE/ROHR = 10
13	4770106	Ø TUBE/ROHR = 10
15	7414537	
16	7414538	
17	7412058	
18	5580006	
19	5220113	
20	NV	
21	4040317	
22	5930422	
23	4700174	Ø TUBE/ROHR = 12
24	5960188	
25	4040320	
26	5220130	
27	4040292	

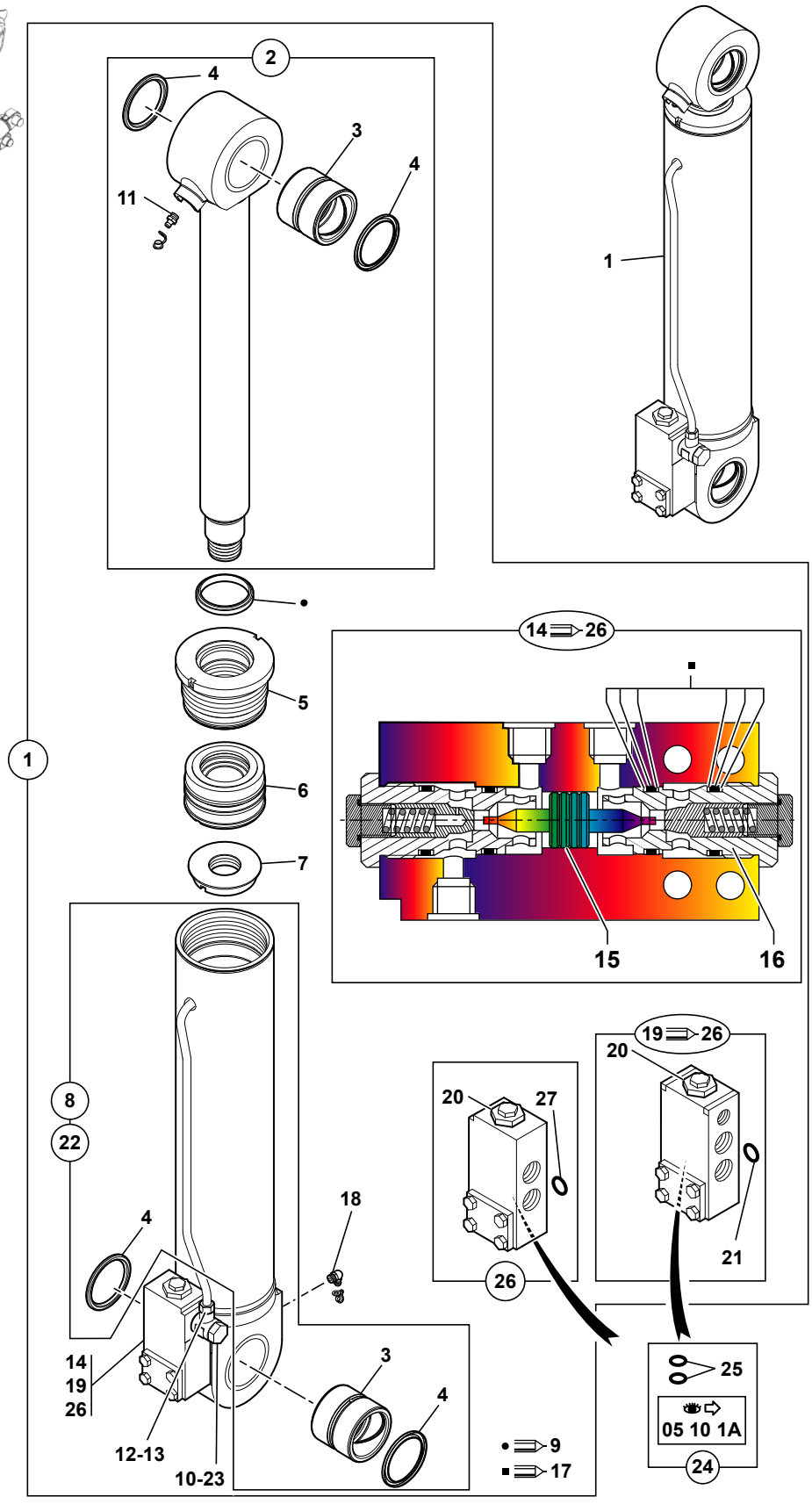

714MW_5400703_54_60_1A.eps

VERIN DE DEPORT
OFFSET CYLINDER
VERSETZUNGSZYLINDER

→ 80377

1	5670885			1	VERIN	RAM	ZYLINDER
2	5940269	1		1	TIGE DE VERIN	CYLINDER ROD	KOLBENSTANGE
3	3870235	2-8		2	BAGUE	BUSH	RING
4	6140036	2-8		4	JOINT	SEAL	DICHTRING
5	5950116	1		1	PALIER	BEARING	LAGER
6	5950123	1		1	PISTON	PISTON	KOLBEN
7	5640216	1		1	ECROU A CRENEAUX	CASTLE NUT	KRONENMUTTER
8	5930315	1	22+23	1	CORPS DE VERIN	CYLINDER HOUSING	ZYLINDERGEHAEUSE
9	5960076	1		1	POCHETTE DE JOINTS	SEAL (KIT)	DICHTRING (BAUSATZ)
10	4700115	1	Ø TUBE/ROHR = 10	1	RACCORD BANJO	BANJO FITTING	RINGSTUECK
11	5580005	2	M8X1	1	GRAISSEUR	GREASE FITING	SCHMIERNIPPEL
12	4770189	1	Ø TUBE/ROHR = 10	1	ECROU	NUT	MUTTER
13	4770106	1	Ø TUBE/ROHR = 10	1	BAGUE	BUSH	RING
14	4690259	1	26	1	CLAPET ANTI-RETOUR	CHECK VALVE	RUECKSCHLAGVENTIL
15	7414537	14		1	TIROIR	SPOOL	STEUERSCHIEBER
16	7414538	14		2	CARTOUCHE	CARTRIDGE	EINSATZ
17	7412058	14		1	POCHETTE DE JOINTS	SEAL (KIT)	DICHTRING (BAUSATZ)
18	5580006		5580005/90°	1	GRAISSEUR	GREASE FITING	SCHMIERNIPPEL
19	5220113	1	26	1	CLAPET ANTI-RETOUR	CHECK VALVE	RUECKSCHLAGVENTIL
20	5220115	19-26	NV	2	CARTOUCHE	CARTRIDGE	EINSATZ
21	4040317	19	4040312	2	JOINT TORIQUE	O-RING	O-RING
22	5930422	1		1	CORPS DE VERIN	CYLINDER HOUSING	ZYLINDERGEHAEUSE
23	4700174	1	Ø TUBE/ROHR = 12	1	RACCORD BANJO	BANJO FITTING	RINGSTUECK
24	5960188		05 10 1A	PM	KIT JOINTS	SEAL KIT	BAUSATZ DICHTUNGS
25	4040320	24		2	JOINT TORIQUE	O-RING	O-RING
26	5220130	1	5220113	1	CLAPET ANTI-RETOUR	CHECK VALVE	RUECKSCHLAGVENTIL
27	4040292	26		2	JOINT TORIQUE	O-RING	O-RING

VÉRIN DE DÉPORT
OFFSET CYLINDER
VERSETZUNGSZYLINDER

✳
⟼ 80378

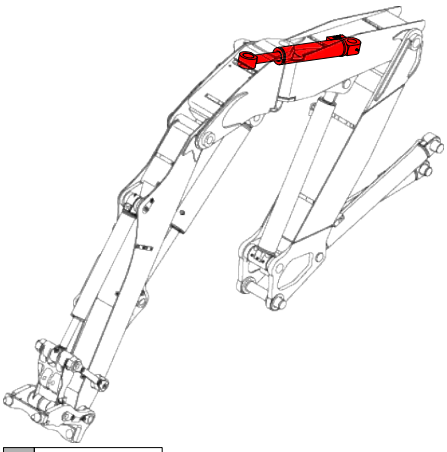

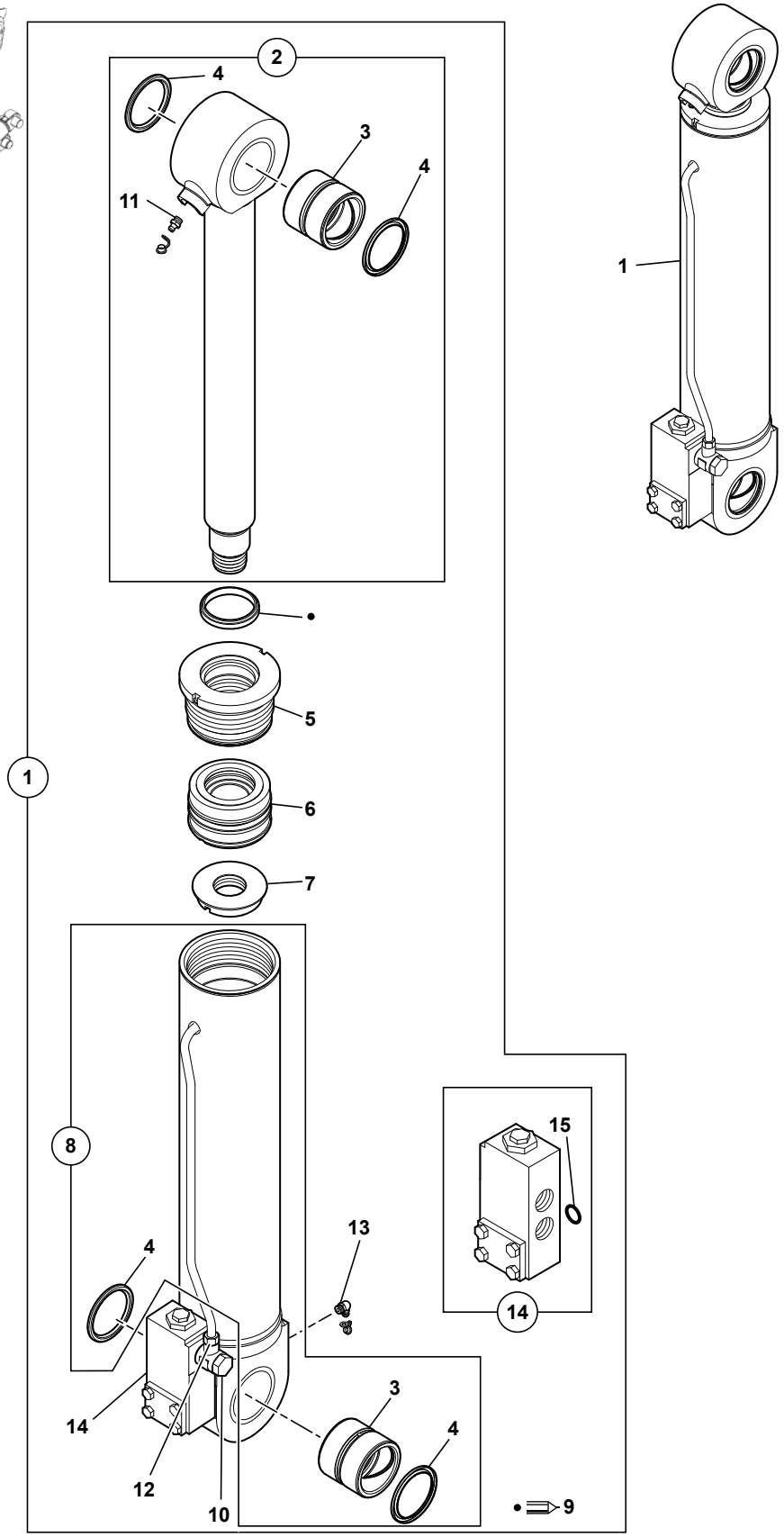

1	5671003
2	5940269
3	3870235
4	6140036
5	5950116
6	5950123
7	5640216
8	5930422
9	5960076
10	4700174
11	5580005
12	4770106
13	5580006
14	5220135
15	4040292

714MW_5400703_54_60_1B.eps

VERIN DE DEPORT
OFFSET CYLINDER
VERSETZUNGSZYLINDER

→ 80378

1	5671003			1	VERIN	RAM	ZYLINDER
2	5940269	1		1	TIGE DE VERIN	CYLINDER ROD	KOLBENSTANGE
3	3870235	2-8		2	BAGUE	BUSH	RING
4	6140036	2-8		4	JOINT	SEAL	DICHTRING
5	5950116	1		1	PALIER	BEARING	LAGER
6	5950123	1		1	PISTON	PISTON	KOLBEN
7	5640216	1		1	ECROU A CRENEAUX	CASTLE NUT	KRONENMUTTER
8	5930422	1		1	CORPS DE VERIN	CYLINDER HOUSING	ZYLINDERGEHAEUSE
9	5960076	1		1	POCHETTE DE JOINTS	SEAL (KIT)	DICHTRING (BAUSATZ)
10	4700174	1		1	RACCORD BANJO	BANJO FITTING	RINGSTUECK
11	5580005	2	M8X1	1	GRAISSEUR	GREASE FITING	SCHMIERNIPPEL
12	4770106	1		1	BAGUE	BUSH	RING
13	5580006		5580005/90°	1	GRAISSEUR	GREASE FITING	SCHMIERNIPPEL
14	5220135	1		1	CLAPET ANTI-RETOUR	CHECK VALVE	RUECKSCHLAGVENTIL
15	4040292	14		2	JOINT TORIQUE	O-RING	O-RING

VÉRIN DE BRAS
ARM RAM
ARMZYLINDER

*
→I 80440&84005
-80436

(A) : ⇒ 5671016+13 ou/or/oder 5671016+14

(B) : ⇒ 5930497+13 ou/or/oder 5930497+14

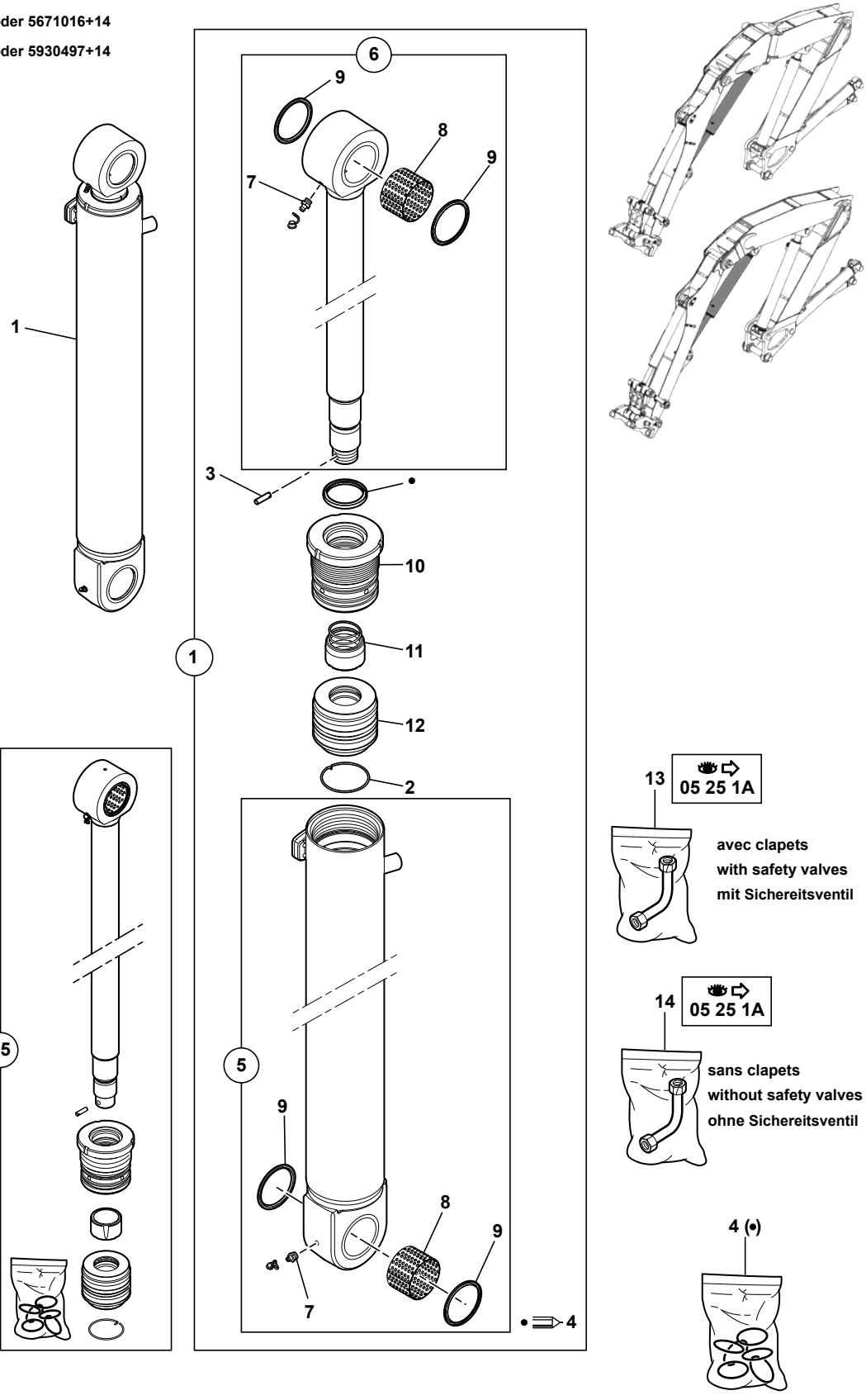

1	5670980	(A)
2	5640696	
3	5640540	
4	5960149	
5	5930467	(B)
6	5940563	⇒ 15
7	5580008	
8	4590062	
9	6140038	
10	5950221	⇒ 15
11	5640607	⇒ 15
12	5950222	⇒ 15
13	K7032040	
14	K7032041	
15	7032067	

714MW_5400703_54_65_1A.eps

VERIN DE BRAS
ARM RAM
ARMZYLINDER

→ 80440&84005
-80436

	1	5670980		5670930/5670979	1	VERIN DE BRAS	ARM RAM	ARMZYLINDER
	1			5671016+13				
	1			ou/or/oder				
	1			5671016+14				
	2	5640696	1	5640539	1	JONC D'ARRET	STOP WEDDING RING	ANSCHLAGSSCHEIBE
	3	5640540	1		1	AXE DE PISTON	PISTON PIN	KOLBENBOLZEN
	4	5960149	1		1	POCHETTE DE JOINTS	SEAL (KIT)	DICHTRING (BAUSATZ)
	5	5930467	1	5930385	1	CORPS DE VERIN	CYLINDER HOUSING	ZYLINDERGEHAEUSE
	5			5930497+13				
	5			ou/or/oder				
	5			5930497+14				
	6	5940563	1	5940478	1	TIGE DE VERIN	ROD ASS'Y	KOLBENSTANGE
*	6			15				
	7	5580008	5-6	M10X1	2	GRAISSEUR	GREASE FITING	SCHMIERNIPPEL
	8	4590062	5-6	4590037	2	BAGUE	BUSH	RING
	9	6140038	5-6		4	JOINT	SEAL	DICHTRING
*	10	5950221	1	15	1	PALIER	BEARING	LAGER
*	11	5640607	1	15	1	BAGUE	BUSH	RING
*	12	5950222	1	15	1	PISTON	PISTON	KOLBEN
	13	K7032040		05 25 1A	1	TUBE (JEU)	TUBE (KIT)	ROHR (BAUSATZ)
	14	K7032041		05 25 1A	1	TUBE (JEU)	TUBE (KIT)	ROHR (BAUSATZ)
*	15	7032067			1	KIT TIGE DE VERIN	CYLINDER ROD (KIT)	KOLBENSTANGE BAUSATZ

VÉRIN DE BRAS
ARM RAM
ARMZYLINDER

✱ ⟼ 80441&84006
+80436

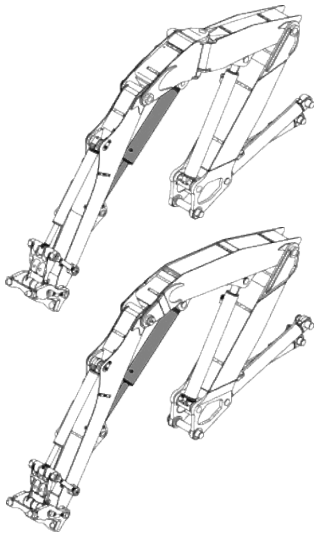

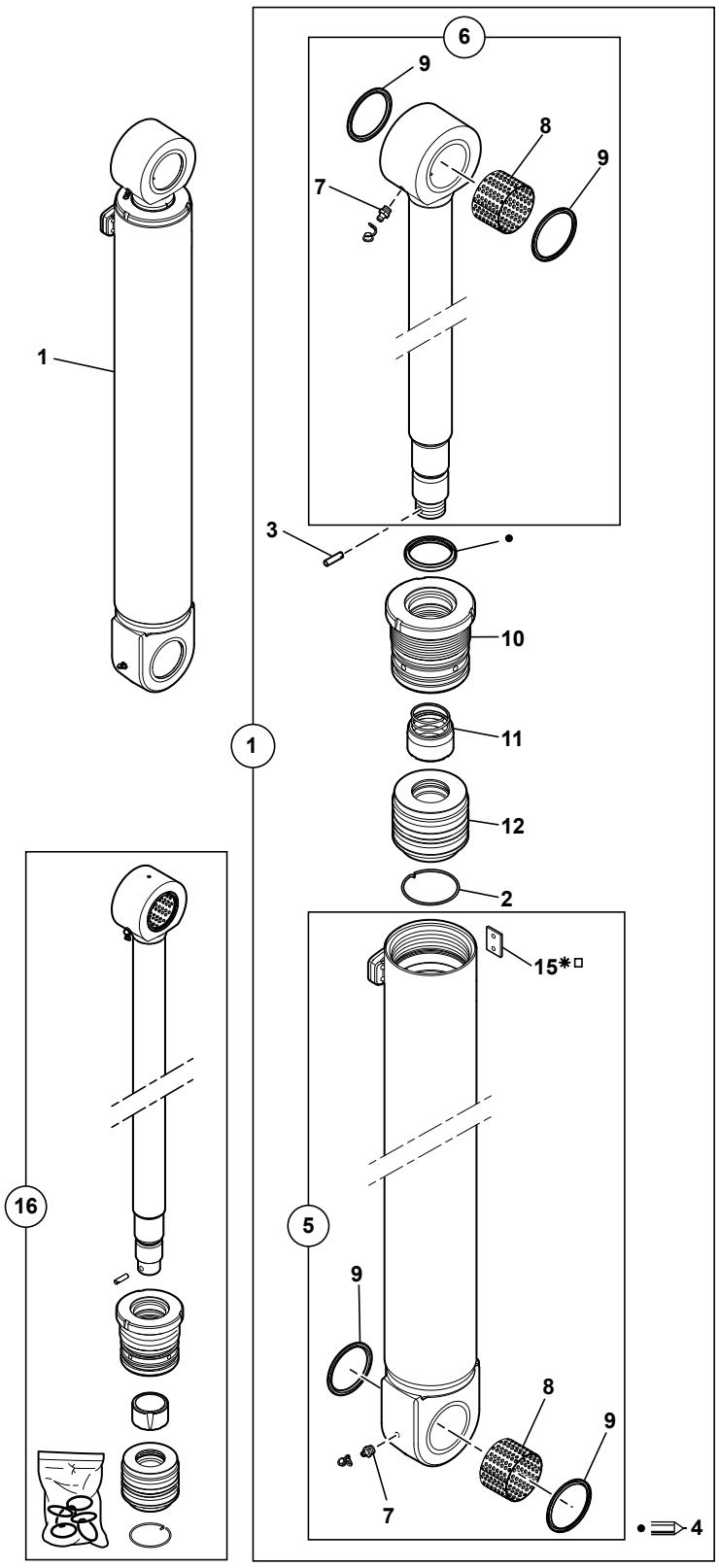

1	5671016	
2	5640696	
3	5640540	
4	5960149	
5	5930497	
6	5940563	⇒16
7	5580008	
8	4590062	
9	6140038	
10	5950221	⇒16
11	5640607	⇒16
12	5950222	⇒16
13	K7032040	
14	K7032041	
15	NV	
16	7032067	

13 (✱) avec clapets
with safety valves
mit Sichereitsventil

14 (□) sans clapets
without safety valves
ohne Sichereitsventil

4 (•)

714MW_5400703_54_65_1B.eps

VERIN DE BRAS
ARM RAM
ARMZYLINDER

→ 80441&84006
+80436

	1	5671016			1	VERIN DE BRAS	ARM RAM	ARMZYLINDER
	2	5640696	1		1	JONC D'ARRET	STOP WEDDING RING	ANSCHLAGSSCHEIBE
	3	5640540	1		1	AXE DE PISTON	PISTON PIN	KOLBENBOLZEN
	4	5960149	1		1	POCHETTE DE JOINTS	SEAL (KIT)	DICHTRING (BAUSATZ)
	5	5930497	1		1	CORPS DE VERIN	CYLINDER HOUSING	ZYLINDERGEHAEUSE
*	6	5940563	1	16	1	TIGE DE VERIN	ROD ASS'Y	KOLBENSTANGE
	7	5580008	5-6	M10X1	2	GRAISSEUR	GREASE FITING	SCHMIERNIPPEL
	8	4590062	5-6		2	BAGUE	BUSH	RING
	9	6140038	5-6		4	JOINT	SEAL	DICHTRING
*	10	5950221	1	16	1	PALIER	BEARING	LAGER
*	11	5640607	1	16	1	BAGUE	BUSH	RING
*	12	5950222	1	16	1	PISTON	PISTON	KOLBEN
	13	K7032040		05 25 1A	1	TUBE (JEU)	TUBE (KIT)	ROHR (BAUSATZ)
	14	K7032041		05 25 1A	1	TUBE (JEU)	TUBE (KIT)	ROHR (BAUSATZ)
	15	3320109	13-14	NV	1	PLAQUE	DISC PLATE	PLATTE
*	16	7032067			1	KIT TIGE DE VERIN	CYLINDER ROD (KIT)	KOLBENSTANGE BAUSATZ

VÉRIN DE BRAS (PELLE)
ARM RAM (EXCAVATOR)
ARMZYLINDER (BAGGER)

*

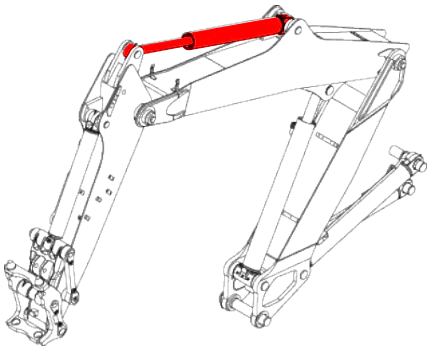

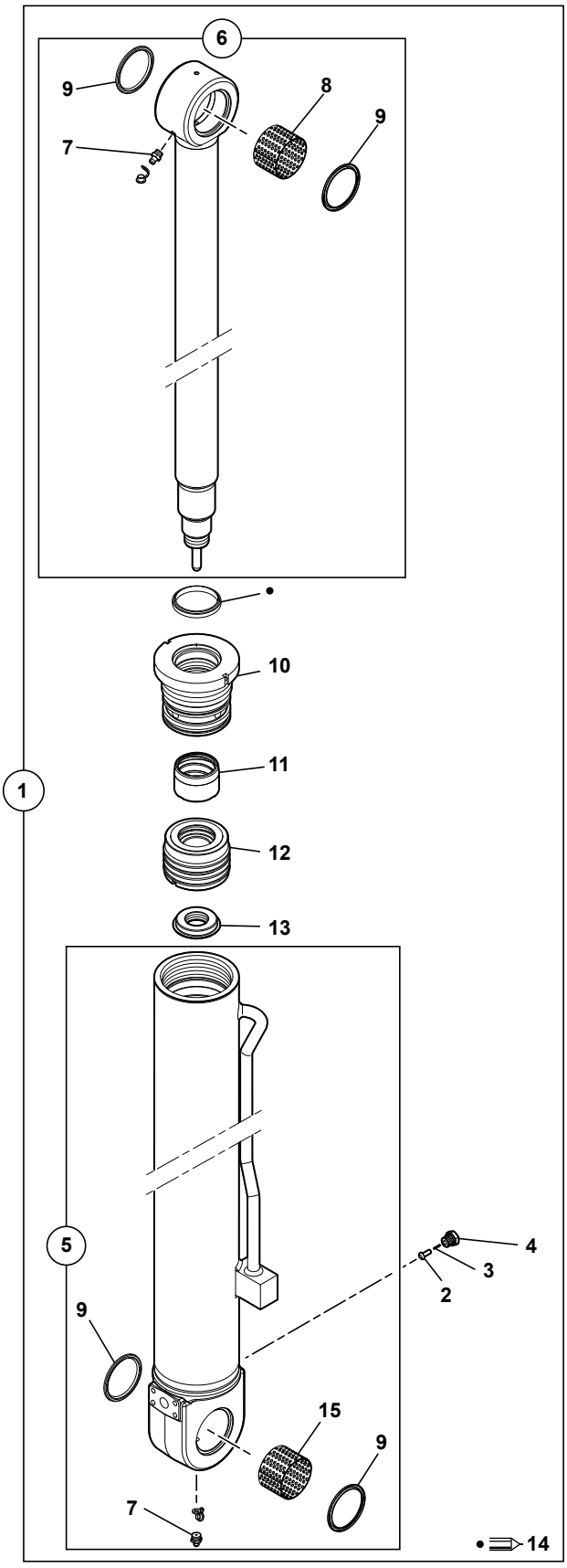

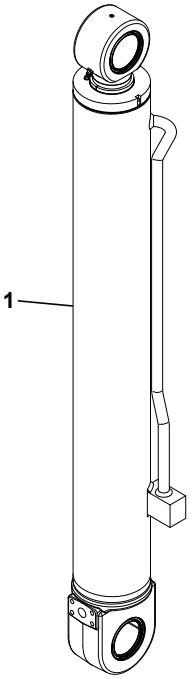

1	5670934	→ 80375
	5670994	→ 80376
2	4100018	
3	4810027	
4	4740092	
5	5930469	
6	5940484	→ 80375
	5940564	→ 80376
7	5580008	
8	4590064	
9	6140037	
10	5950224	
11	S	
12	5950223	→ 80375
	5950227	→ 80376
13	5640618	→ 80375
	5640569	→ 80376
14	5960183	→ 80375
	5960200	→ 80376
15	4590063	

714MW_5400703_54_65_2A.eps

VERIN DE BRAS (PELLE)
ARM RAM (EXCAVATOR)
ARMZYLINDER (BAGGER)

	1	5670934		→ 80375	1	VERIN DE BRAS	ARM RAM	ARMZYLINDER
*	1	5670994		↦ 80376	1	VERIN DE BRAS	ARM RAM	ARMZYLINDER
*	1			●○ 5670951				
	2	4100018	1		1	CLAPET	NON RETURN VALVE	RUECKSCHL.VENTIL
	3	4810027	1		1	RESSORT	SPRING	FEDER
	4	4740092	1		1	BOUCHON	PLUG	VERSCHL.STOPFEN
*	5	5930469	1	●○ 5930389	1	CORPS DE VERIN	CYLINDER HOUSING	ZYLINDERGEHAEUSE
	6	5940484	1	→ 80375	1	TIGE DE VERIN	ROD ASS'Y	KOLBENSTANGE
*	6	5940564	1	↦ 80376	1	TIGE DE VERIN	ROD ASS'Y	KOLBENSTANGE
*	6			●○ 5940514				
	7	5580008	5-6	M10X1	2	GRAISSEUR	GREASE FITING	SCHMIERNIPPEL
*	8	4590064	6	●○ 4590036	1	BAGUE	BUSH	RING
	9	6140037	5-6		4	JOINT	SEAL	DICHTRING
	10	5950224	1		1	PALIER	BEARING	LAGER
*	11	5640619	1	S	1	BAGUE	BUSH	RING
	12	5950223	1	→ 80375	1	PISTON	PISTON	KOLBEN
	12	5950227	1	↦ 80376	1	PISTON	PISTON	KOLBEN
	13	5640618	1	→ 80375	1	ECROU	NUT	MUTTER
	13	5640659	1	↦ 80376	1	ECROU	NUT	MUTTER
	14	5960183	1	→ 80375	1	POCHETTE DE JOINTS	SEAL (KIT)	DICHTRING (BAUSATZ)
*	14	5960200	1	↦ 80376	1	POCHETTE DE JOINTS	SEAL (KIT)	DICHTRING (BAUSATZ)
*	14			●○ 5960187				
*	15	4590063	5	●○ 4590049	1	BAGUE	BUSH	RING

VÉRIN DE GODET
BUCKET CYLINDER
LÖFFELZYLINDER

→ 80472

1	5670931
2	5640216
3	5940266
4	5930387
5	5580005
6	3870235
7	6140036
8	5580010
9	5950116
10	5950123
11	5960076

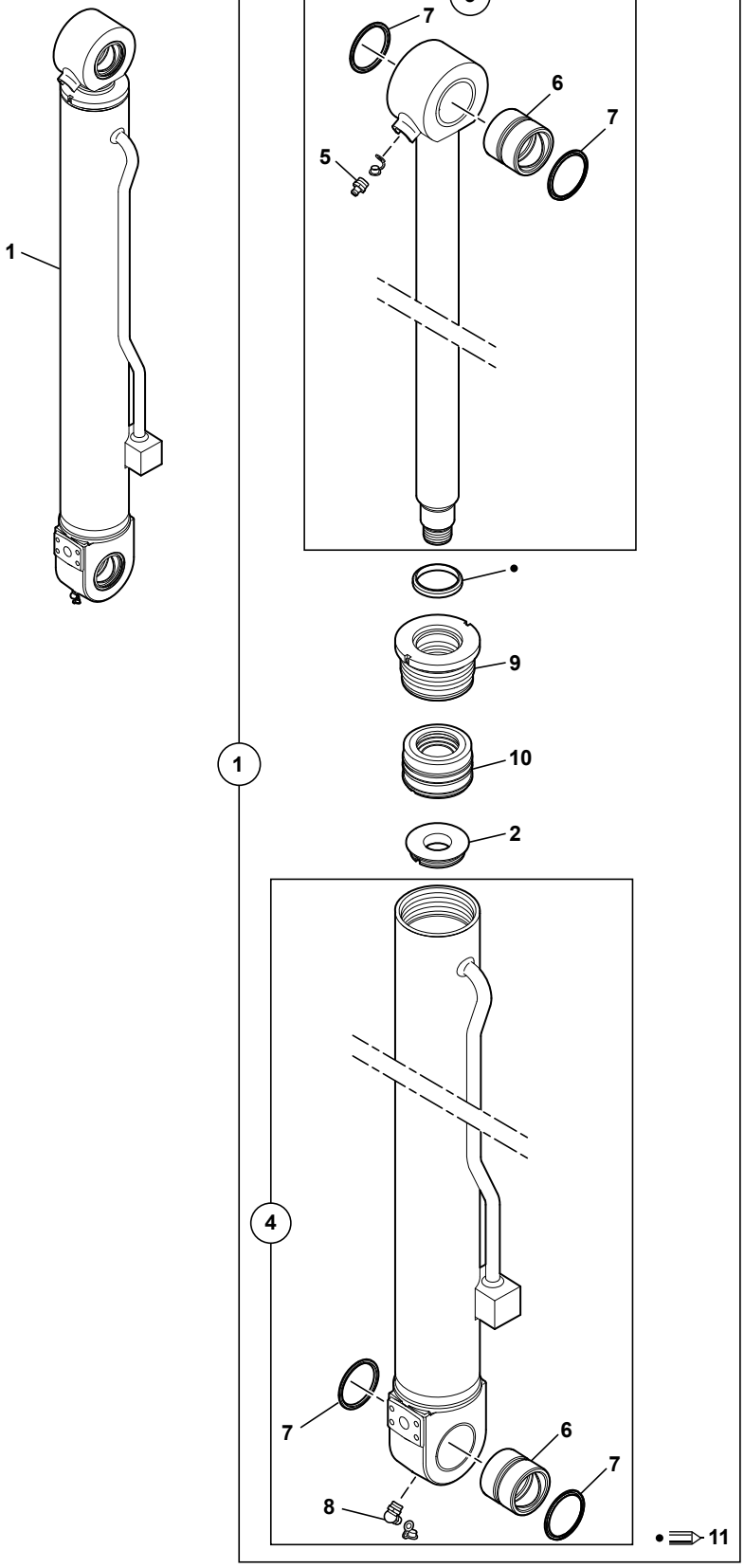

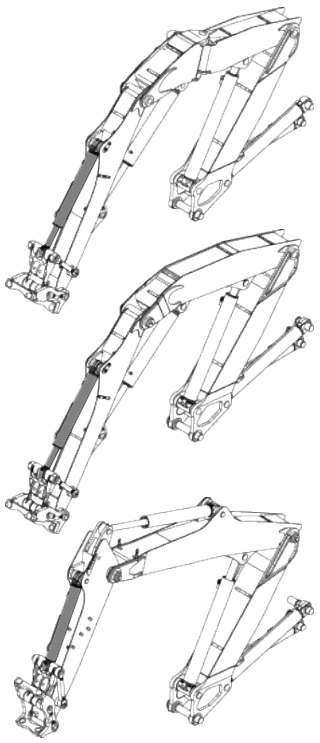

714MW_5400703_54_70_1A.eps

VERIN DE GODET
BUCKET CYLINDER
LOEFFELZYLINDER

→| 80472

1	5670931			1	VERIN GODET	BUCKET CYLINDER	LOEFFELZYLINDER
2	5640216	1		1	ECROU A CRENEAUX	CASTLE NUT	KRONENMUTTER
3	5940266	1		1	TIGE DE VERIN	CYLINDER ROD	KOLBENSTANGE
4	5930387	1		1	CORPS DE VERIN	CYLINDER HOUSING	ZYLINDERGEHAEUSE
5	5580005	3	M8X1	1	GRAISSEUR	GREASE FITING	SCHMIERNIPPEL
6	3870235	3-4		2	BAGUE	BUSH	RING
7	6140036	3-4		4	JOINT	SEAL	DICHTRING
8	5580010	4	M10X1	1	GRAISSEUR	GREASE FITING	SCHMIERNIPPEL
9	5950116	1		1	PALIER	BEARING	LAGER
10	5950123	1		1	PISTON	PISTON	KOLBEN
11	5960076	1		1	POCHETTE DE JOINTS	SEAL (KIT)	DICHTRING (BAUSATZ)

VÉRIN DE GODET
BUCKET CYLINDER
LÖFFELZYLINDER

⟼ 80473

1	5671004
2	5640702
3	5940576
4	5930479
5	5580008
6	3870235
7	6140036
8	5580010
9	5950116
10	5950243
11	5960076

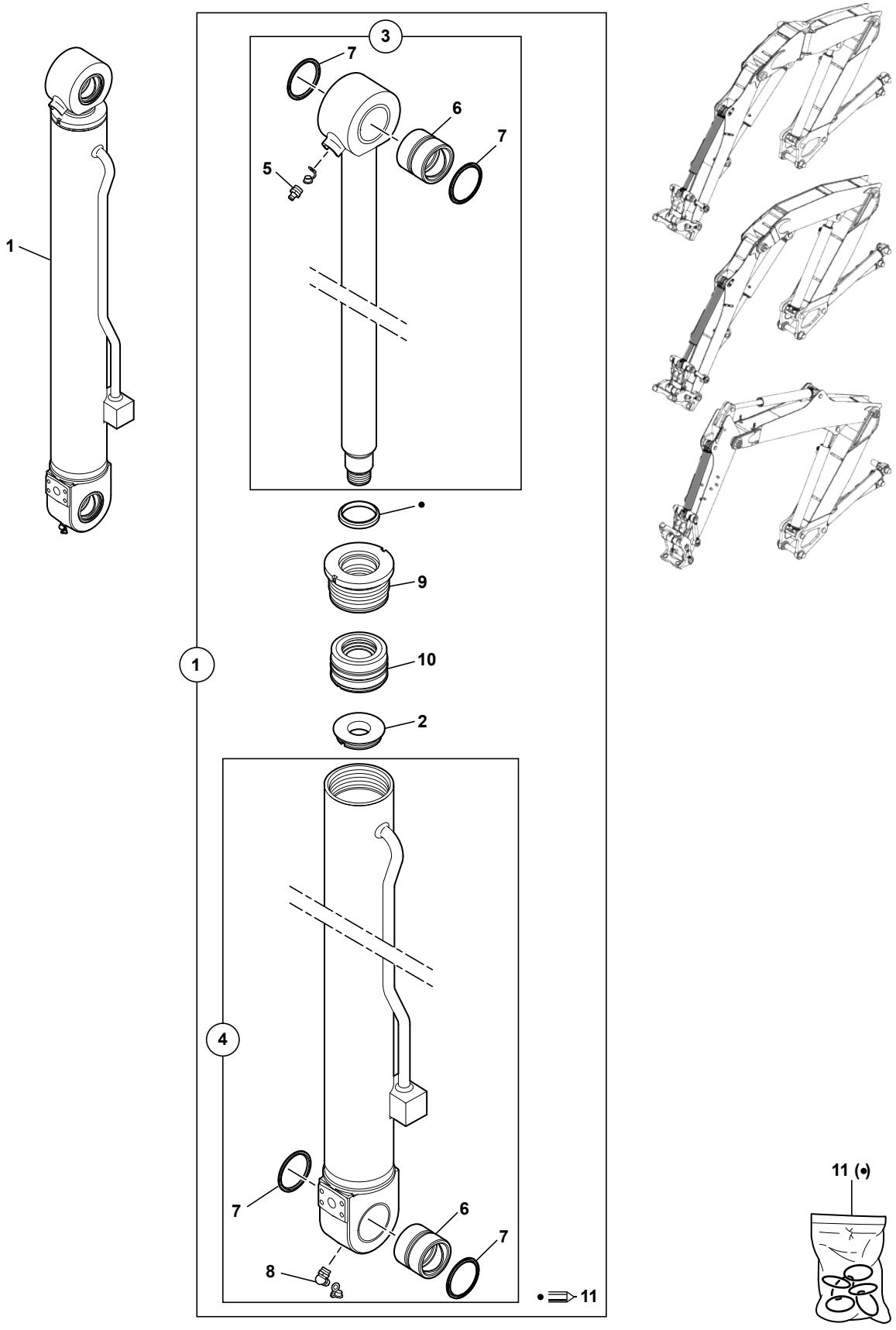

714MW_5400703_54_70_1B.eps

VERIN DE GODET
BUCKET CYLINDER
LOEFFELZYLINDER

→ 80473

*	1	5671004			1	VERIN GODET	BUCKET CYLINDER	LOEFFELZYLINDER
*	2	5640702	1		1	ECROU A CRENEAUX	CASTLE NUT	KRONENMUTTER
*	3	5940576	1		1	TIGE DE VERIN	CYLINDER ROD	KOLBENSTANGE
*	4	5930479	1		1	CORPS DE VERIN	CYLINDER HOUSING	ZYLINDERGEHAEUSE
*	5	5580008	3	M10X1	1	GRAISSEUR	GREASE FITING	SCHMIERNIPPEL
*	6	3870235	3-4		2	BAGUE	BUSH	RING
*	7	6140036	3-4		4	JOINT	SEAL	DICHTRING
*	8	5580010	4	M10X1	1	GRAISSEUR	GREASE FITING	SCHMIERNIPPEL
*	9	5950116	1		1	PALIER	BEARING	LAGER
*	10	5950243	1		1	PISTON	PISTON	KOLBEN
*	11	5960076	1		1	POCHETTE DE JOINTS	SEAL (KIT)	DICHTRING (BAUSATZ)

VÉRIN DE PORTE-OUTILS
TOOLS-HOLDER CYLINDER
WERKZEUGETRÄGER ZYLINDER

→I 80396&84002
-80390

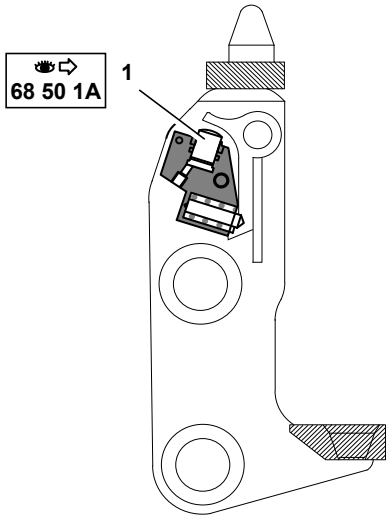

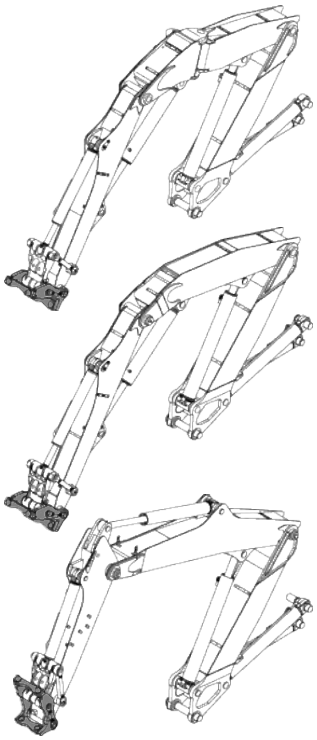

1	K5670777	→I 80184	⇶ K5650955
	K5670955	↦ 80185	
2	4770616	→I 80184	
	4770774	↦ 80185	
3	6120009		
4	6130006		
5	3780093	→I 80184	
	3780208	↦ 80185	

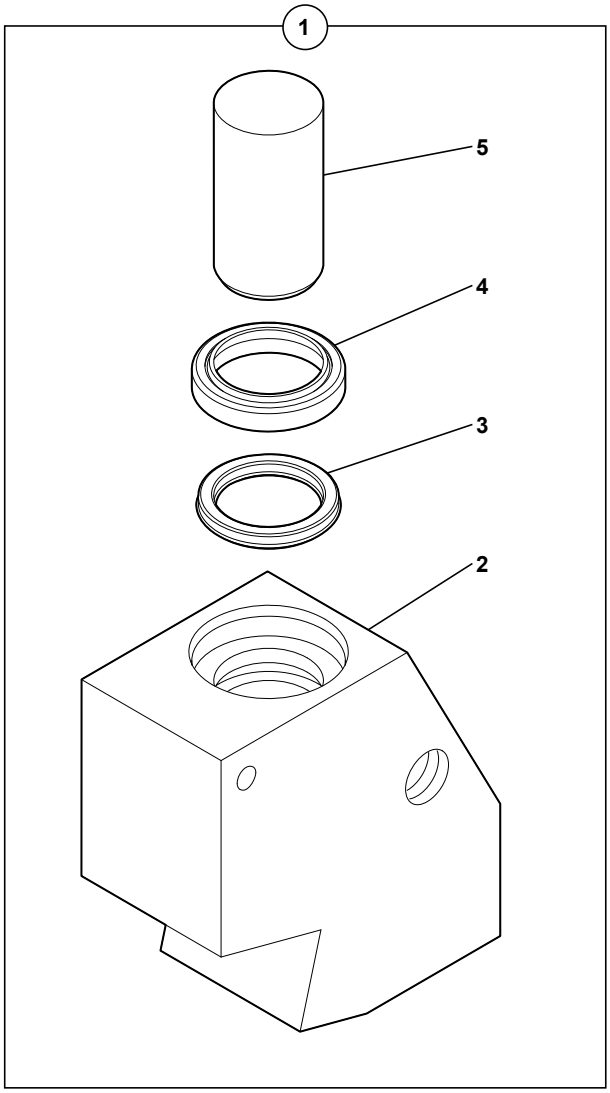

714MW_5400703_54_75_1A.eps

VERIN DE PORTE-OUTILS
TOOLS-HOLDER CYLINDER
WERKZEUGETRAGER ZYLINDER

→| 80396&84002
-80390

1	K5670777		→| 80184	1	KIT VERIN	RAM KIT	ZYLINDER KIT
1			⇨ K5670955					
1	K5670955		|→ 80185	1	KIT VERIN	RAM KIT	ZYLINDER KIT
2	4770616	1	→| 80184	1	CORPS DE VERIN	CYLINDER HOUSING	ZYLINDERGEHAEUSE
2	4770774	1	|→ 80185	1	CORPS DE VERIN	CYLINDER HOUSING	ZYLINDERGEHAEUSE
3	6120009	1			1	JOINT	SEAL	DICHTRING
4	6130006	1			1	RACLEUR	SCRAPER	ABSTREIFRING
5	3780093	1	→| 80184	1	PISTON	PISTON	KOLBEN
5	3780208	1	|→ 80185	1	PISTON	PISTON	KOLBEN

VÉRIN DE PORTE-OUTILS RATTRAPAGE DE JEU
CYLINDER OF TOOLS-HOLDER PLAY TAKE-UP
ZYLINDER VON WERKZEUGETRÄGEN SPIELAUSGLEICH

→ 80397&84003
+80390

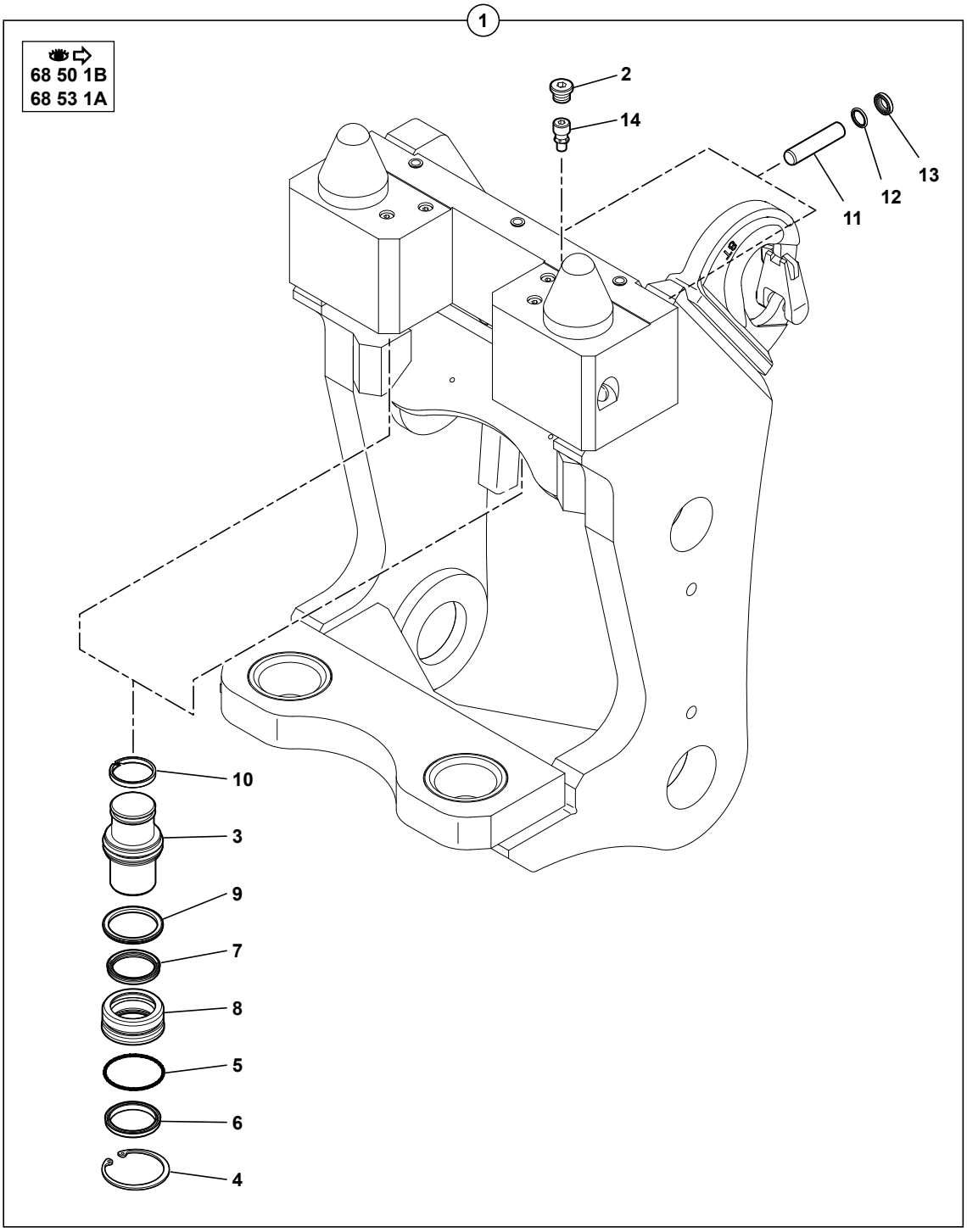

2	4740248
3	3950027
4	4620024
5	4040322
6	6130048
7	6120133
8	3950026
9	6110028
10	6120135
11	3730077
12	6120124
13	6130046
14	5220132

714MW_5400703_54_75_1B.eps

VERIN DE PORTE-OUTILS RATTRAPAGE DE JEU
CYLINDER OF TOOLS-HOLDER PLAY TAKE-UP
ZYLINDER VON WERKZEUGETRAGEN SPIELAUSGLEICH

→ 80397&84003
+80390

1		68 50 1B / 68 53 1A	1	PORTE-OUTILS	TOOLS-HOLDER	WERKZEUGETRAGER
2	4740248	1	1	BOUCHON	PLUG	VERSCHL.STOPFEN
3	3950027	1	2	PISTON	PISTON	KOLBEN
4	4620024	1	2	CIRCLIP	CIRCLIP	SICHERUNGSRING
5	4040322	1	2	JOINT TORIQUE	O-RING	O-RING
6	6130048	1	2	JOINT RACLEUR	WIPER RING	ABSTREIFER RING
7	6120133	1	2	JOINT	SEAL	DICHTRING
8	3950026	1	2	BAGUE	BUSHING	BUCHSE
9	6110028	1	2	JOINT	SEAL	DICHTRING
10	6120135	1	2	PORTEUR TIGE	CARRIER STEM	TRAGER STAMM
11	3730077	1	2	PISTON	PISTON	KOLBEN
12	6120124	1	2	JOINT	SEAL	DICHTRING
13	6130046	1	2	JOINT RACLEUR	WIPER RING	ABSTREIFER RING
14	5220132	1	1	CLAPET	NON RETURN VALVE	RUECKSCHL.VENTIL

CLAPET DE SÉCURITÉ
SAFETY VALVE
SICHEREITSVENTIL

1	6090223	*
2	6090224	*
3	4290087	
4	4290028	
5	4290105	
6	4040030	

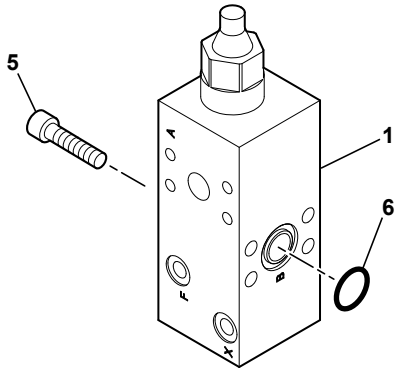

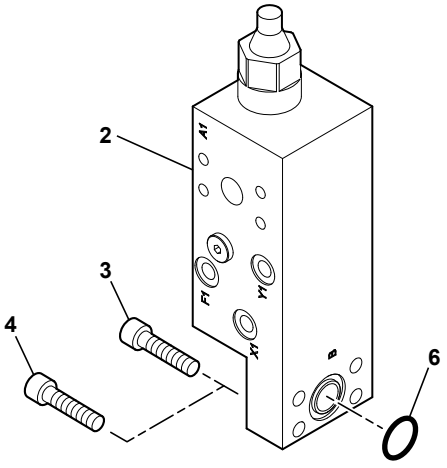

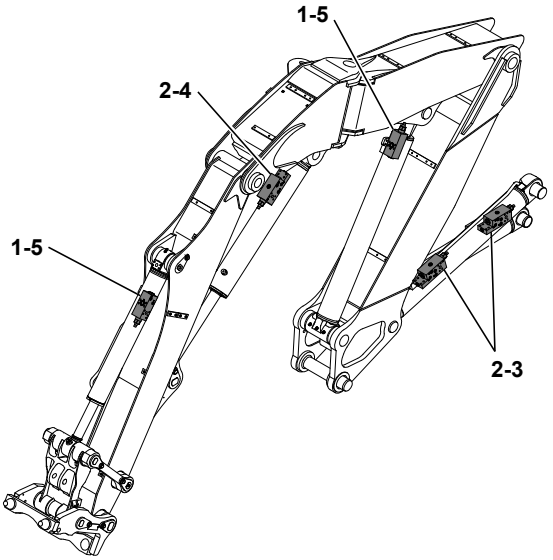

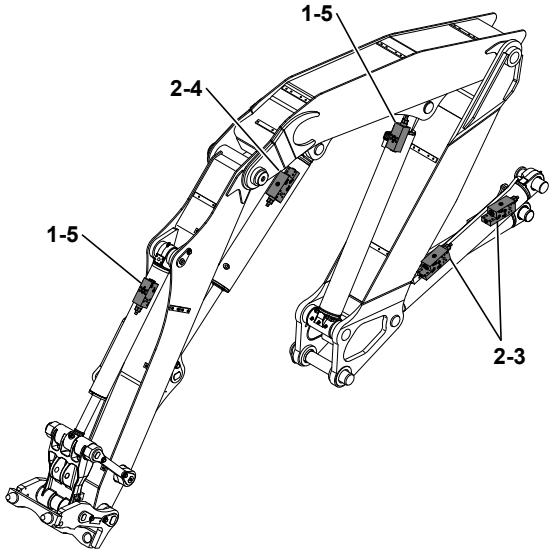

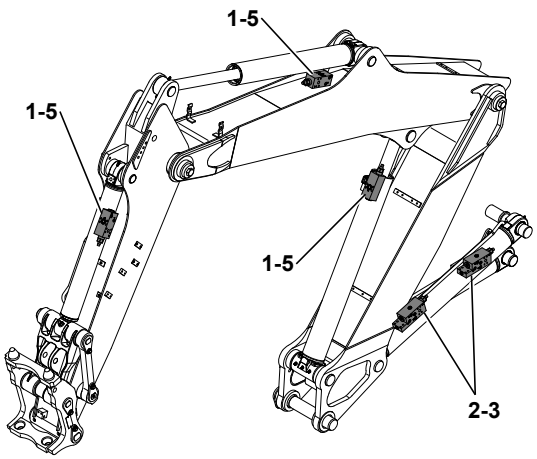

714MW_5400703_54_95_1A.eps

CLAPET DE SECURITE
SAFETY VALVE
SICHEREITSVENTIL

1	6090223			SB	CLAPET DE SECURITE	SAFETY VALVE	SICHERHEITSVENTIL
2	6090224			SB	CLAPET DE SECURITE	SAFETY VALVE	SICHERHEITSVENTIL
3	4290087		CHC M10X45	8	VIS	SCREW	SCHRAUBE
4	4290028		CHC M10X50	SB	VIS	SCREW	SCHRAUBE
5	4290105		CHC M10X75	SB	VIS	SCREW	SCHRAUBE
6	4040030			SB	JOINT TORIQUE	O-RING	O-RING

CATALOGUE DE PIECES DE RECHANGE
SPARE PARTS BOOK
ERSATZTEILLISTE

Hydraulique blocage d'oscillation
Hydraulics locking
Hydraulik verriegelung

55

SOMMAIRE
CONTENTS
INHALT

55 HYDRAULIQUE BLOCAGE D'OSCILLATION HYDRAULICS LOCKING HYDRAULIK VERRIEGELUNGS

55 10 1A CIRCUIT HYDRAULIQUE BLOCAGE D'OSCILLATION M3
HYDRAULIC CIRCUIT FOR REAR AXLE LOCKING
HYDRAULIKKREIS PENDELVERRIEGELUNG

55 50 1A VERIN DE BLOCAGE D'OSCILLATION
LOCKING RAM
VERRIEGELUNGS ZYLINDER

55 60 1A UNITE DE PILOTAGE M2
PILOT OIL UNIT
STEUEROELVERSORGUNGS

CIRCUIT HYDRAULIQUE BLOCAGE D'OSCILLATION
HYDRAULIC CIRCUIT FOR REAR AXLE LOCKING
HYDRAULIKKREIS PENDELVERRIEGELUNG

1	5471051
2	4725051
3	4755153
4	5473059
5	5471054
6	5471049
7	5471048
8	5780112
9	5780110
10	4725016
11	5780109
12	5780111
13	5780107
14	5780108
15	4770780
16	4770784

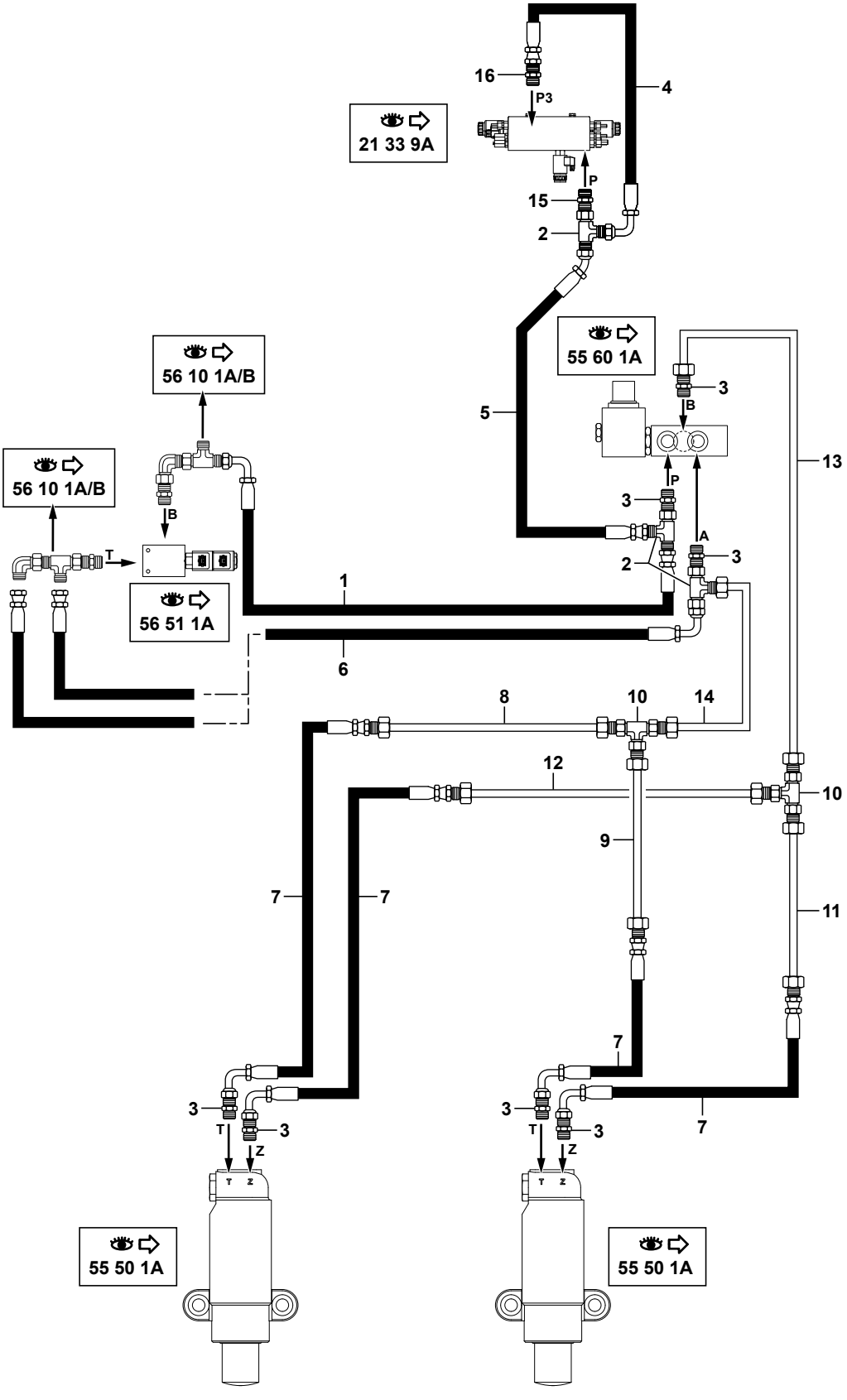

714MW_5400703_55_10_1A.eps

CIRCUIT HYDRAULIQUE BLOCAGE D'OSCILLATION
HYDRAULIC CIRCUIT FOR REAR AXLE LOCKING
HYDRAULIKKREIS PENDELVERRIEGELUNG

	1	5471051		1	FLEXIBLE	HOSE	SCHLAUCH
	2	4725051		3	TE	TEE	T STUECK
*	3	4755153		7	UNION	CONNECTOR	ANSCHLUSSTEIL
	4	5473059		1	FLEXIBLE	HOSE	SCHLAUCH
	5	5471054		1	FLEXIBLE	HOSE	SCHLAUCH
	6	5471049		1	FLEXIBLE	HOSE	SCHLAUCH
	7	5471048		4	FLEXIBLE	HOSE	SCHLAUCH
	8	5780112		1	TUBE	TUBE	ROHR
	9	5780110		1	TUBE	TUBE	ROHR
	10	4725016		2	TE	TEE	T STUECK
	11	5780109		1	TUBE	TUBE	ROHR
	12	5780111		1	TUBE	TUBE	ROHR
	13	5780107		1	TUBE	TUBE	ROHR
	14	5780108		1	TUBE	TUBE	ROHR
	15	4770780	4755153	1	UNION	CONNECTOR	ANSCHLUSSTEIL
*	16	4770784	4755153	1	CLAPET ANTI-RETOUR	CHECK VALVE	RUECKSCHLAGVENTIL

VÉRIN DE BLOCAGE D'OSCILLATION
LOCKING RAM
VERRIEGELUNGS ZYLINDER

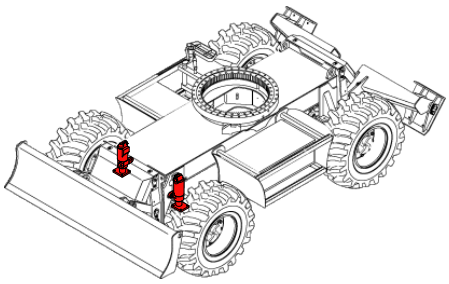

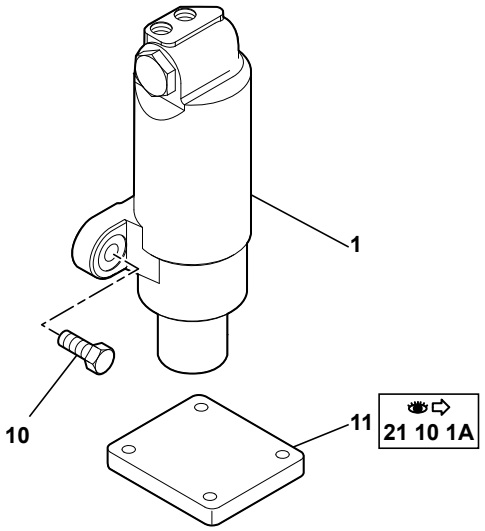

1	5670908
2	4280026
3	4100013
4	5940318
5	5220047
8	5960090
9	5960086
10	4380107

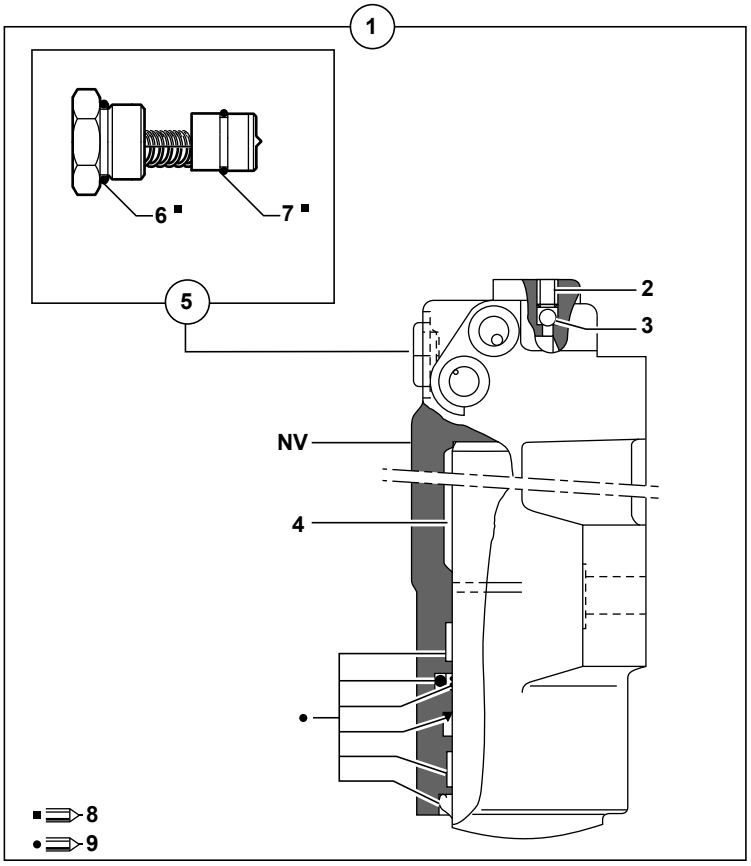

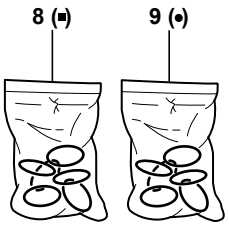

714MW_5400703_55_50_1A.eps

VERIN DE BLOCAGE D'OSCILLATION
LOCKING RAM
VERRIEGELUNGS ZYLINDER

1	5670908			2	VERIN DE BLOCAGE	LOCKING RAM	VERRIEGELUNGSZYLIND
2	4280026	1	HC M10X12	1	VIS	SCREW	SCHRAUBE
3	4100013	1		1	BILLE	BALL	KUGEL
4	5940318	1		1	TIGE DE VERIN	CYLINDER ROD	KOLBENSTANGE
5	5220047	1		1	CLAPET	NON RETURN VALVE	RUECKSCHL.VENTIL
6		5	8	1	JOINT TORIQUE	O-RING	O-RING
7		5	8	1	JOINT TORIQUE	O-RING	O-RING
8	5960090	5		1	POCHETTE DE JOINTS	SEAL (KIT)	DICHTRING (BAUSATZ)
9	5960086	1		1	POCHETTE DE JOINTS	SEAL (KIT)	DICHTRING (BAUSATZ)
10	4380107		H M20X60	4	VIS	SCREW	SCHRAUBE
11			21 10 1A	2	PLAQUE	PLATE	PLATTE

UNITÉ DE PILOTAGE
PILOT OIL UNIT
STEUERÖLVERSORGUNGS

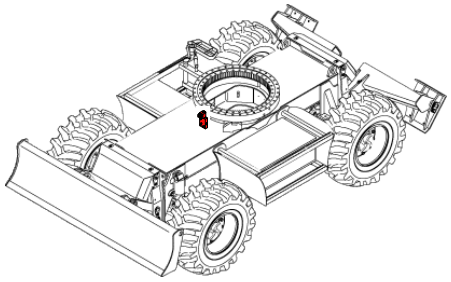

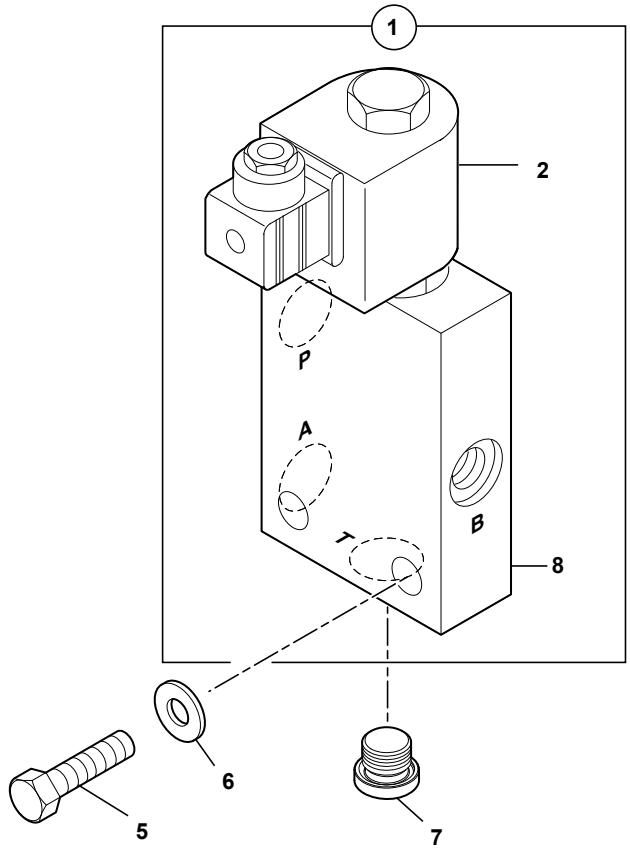

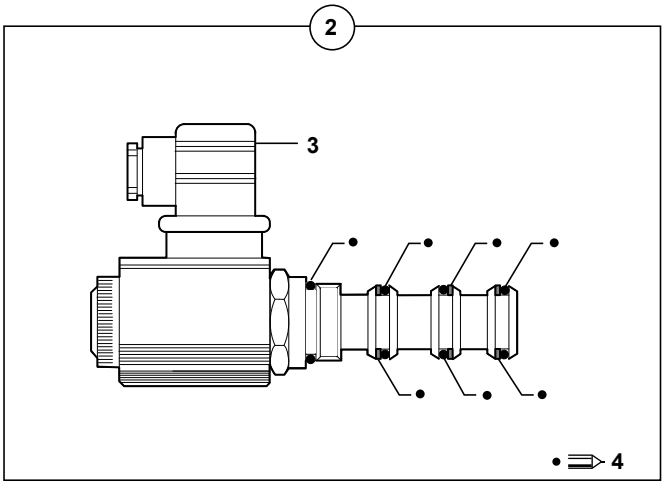

1	6090187
2	5220091
3	5130054
4	5960146
5	4380025
6	4490014
7	4740033
8	NV

714MW_5400703_55_60_1A.eps

UNITE DE PILOTAGE
PILOT OIL UNIT
STEUEROELVERSORGUNGS

	1	6090187				1	UNITE DE PILOTAGE	PILOT OIL UNIT	STEUEROELVERSORGUNGS
	2	5220091	1		24 V	1	TETE ELECTRO-VALVE COMPLETE	COMPLETE ELECTRO-VALVE	KOMPLETT KOPF ELEKTROVENTIL
	3	5130054	2			1	CONNECTEUR	CONNECTOR	STECKVERBINDER
*	4	5960146	2	●○	5960044	1	POCHETTE DE JOINTS	SEAL (KIT)	DICHTRING (BAUSATZ)
	5	4380025			H M6X40	2	VIS	SCREW	SCHRAUBE
	6	4490014			CONTACT MU6	2	RONDELLE	WASHER	UNTERLEGSCHEIBE
	7	4740033				1	BOUCHON	PLUG	VERSCHL.STOPFEN
	8	6090009	1	NV		1	BLOC	BLOCK	BLOCK

CATALOGUE DE PIECES DE RECHANGE
SPARE PARTS BOOK
ERSATZTEILLISTE

Hydraulique machine
Hydraulics machine
Maschinenhydraulik

56

SOMMAIRE
CONTENTS
INHALT

56 HYDRAULIQUE MACHINE — HYDRAULICS MACHINE — MACHINENHYDRAULIK

56	10	1A	CIRCUIT HYDRAULIQUE (MARCHEPIED) HYDRAULICS (STEP CIRCUIT) HYDRAULIKKREIS (TRITTBRETT)	→I 80396 -80390	M3
56	10	1B	CIRCUIT HYDRAULIQUE (MARCHEPIED) HYDRAULICS (STEP CIRCUIT) HYDRAULIKKREIS (TRITTBRETT)	I→ 80397 +80390	M3
56	50	1A	VERIN DE MARCHEPIED STEP CYLINDER TRITTBRETT ZYLINDER		M2
56	51	1A	ELECTRO-VALVE : MARCHEPIED ELECTRO-VALVE: STEP ELEKTROVENTIL : TRITTBRETT		
56	52	1A	CLAPET DE SECURITE SAFETY VALVE SICHEREITSVENTIL		M3

CIRCUIT HYDRAULIQUE (MARCHEPIED)
HYDRAULICS (STEP CIRCUIT)
HYDRAULIKKREIS (TRITTBRETT)

→I 80396 -80390

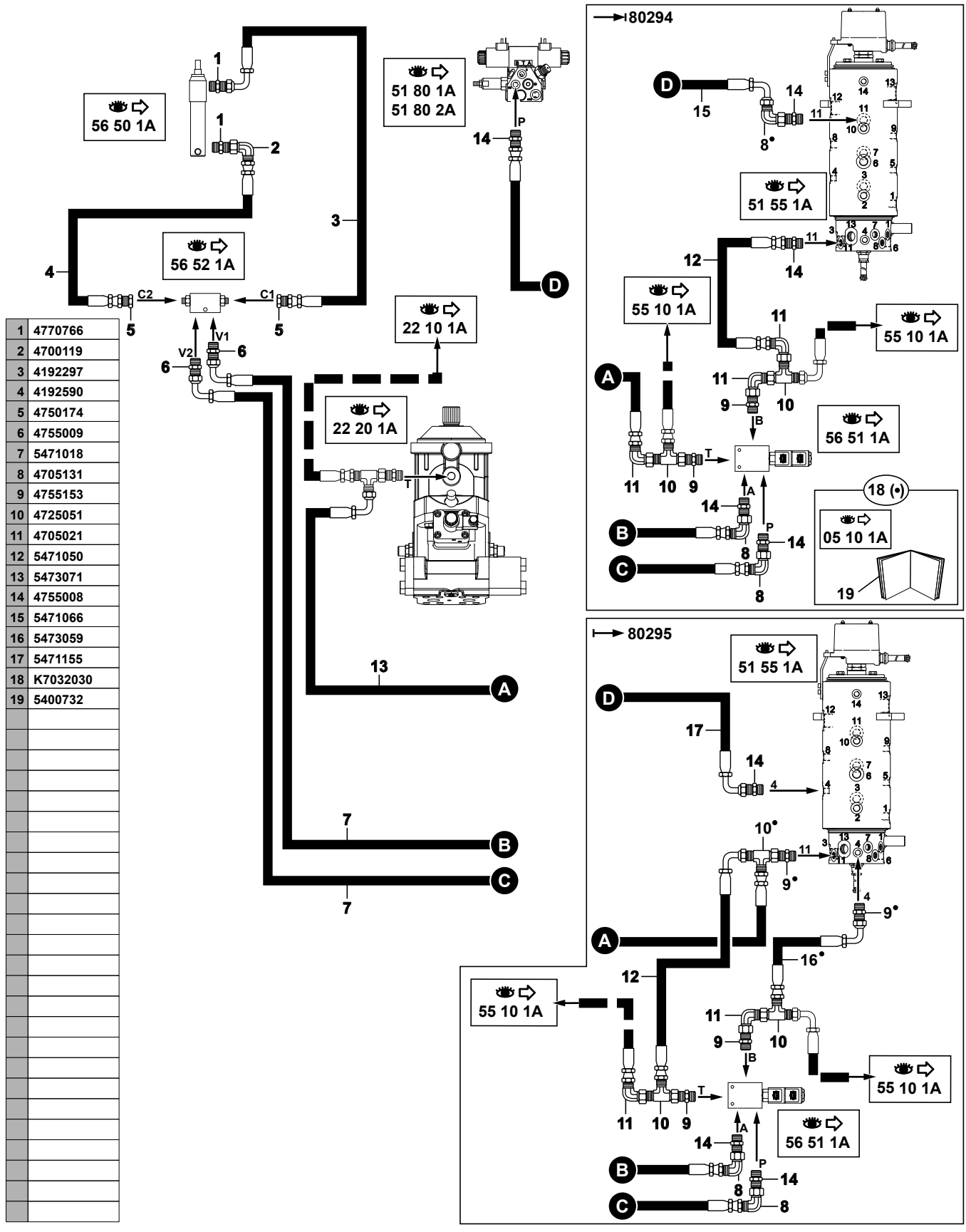

1	4770766
2	4700119
3	4192297
4	4192590
5	4750174
6	4755009
7	5471018
8	4705131
9	4755153
10	4725051
11	4705021
12	5471050
13	5473071
14	4755008
15	5471066
16	5473059
17	5471155
18	K7032030
19	5400732

714MW_5400703_56_10_1A.eps

CIRCUIT HYDRAULIQUE (MARCHEPIED)
HYDRAULICS (STEP CIRCUIT)
HYDRAULIKKREIS (TRITTBRETT)

→I 80396 -80390

1	4770766		2	UNION	CONNECTOR	ANSCHLUSSTEIL
2	4700119		1	COUDE	ELBOW	WINKELSTUECK
3	4192297		1	FLEXIBLE	HOSE	SCHLAUCH
4	4192590		1	FLEXIBLE	HOSE	SCHLAUCH
5	4750174		2	ADAPTATEUR	ADAPTOR	ANSCHLUSSTUECK
6	4755009		2	UNION	CONNECTOR	ANSCHLUSSTEIL
7	5471018		2	FLEXIBLE	HOSE	SCHLAUCH
8	4705131		3	COUDE	ELBOW	WINKELSTUECK
9	4755153		4	UNION	CONNECTOR	ANSCHLUSSTEIL
10	4725051		3	TE	TEE	T STUECK
11	4705021		3	COUDE	ELBOW	WINKELSTUECK
12	5471050		1	FLEXIBLE	HOSE	SCHLAUCH
13	5473071		1	FLEXIBLE	HOSE	SCHLAUCH
14	4755008		5	UNION	CONNECTOR	ANSCHLUSSTEIL
15	5471066		1	FLEXIBLE	HOSE	SCHLAUCH
16	5473059		1	FLEXIBLE	HOSE	SCHLAUCH
17	5471155		1	FLEXIBLE	HOSE	SCHLAUCH
18	K7032030	05 10 1A	PM	KIT FLEXIBLE	KIT HOSE	BAUSATZ SCHLAUCH
19	5400732	18	1	PLAN DE MONTAGE	MOUNTING DRAWING	MONTAGE ZEICHNUNG

CIRCUIT HYDRAULIQUE (MARCHEPIED)
HYDRAULICS (STEP CIRCUIT)
HYDRAULIKKREIS (TRITTBRETT)

⟼ 80397 +80390

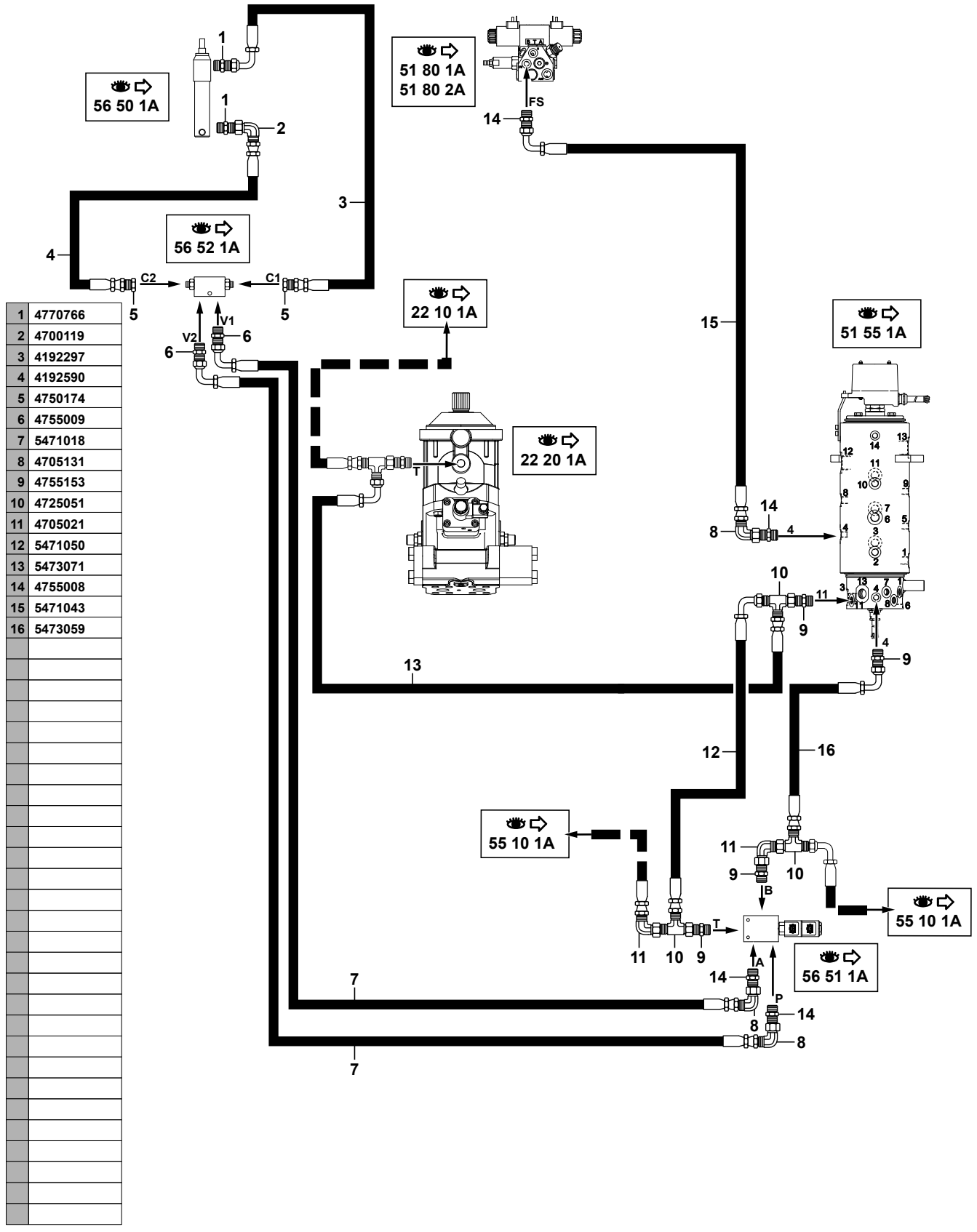

1	4770766
2	4700119
3	4192297
4	4192590
5	4750174
6	4755009
7	5471018
8	4705131
9	4755153
10	4725051
11	4705021
12	5471050
13	5473071
14	4755008
15	5471043
16	5473059

714MW_5400703_56_10_1B.eps

CIRCUIT HYDRAULIQUE (MARCHEPIED)
HYDRAULICS (STEP CIRCUIT)
HYDRAULIKKREIS (TRITTBRETT)

→ 80397 +80390

*	1	4770766	2	UNION	CONNECTOR	ANSCHLUSSTEIL
*	2	4700119	1	COUDE	ELBOW	WINKELSTUECK
*	3	4192297	1	FLEXIBLE	HOSE	SCHLAUCH
*	4	4192590	1	FLEXIBLE	HOSE	SCHLAUCH
*	5	4750174	2	ADAPTATEUR	ADAPTOR	ANSCHLUSSTUECK
*	6	4755009	2	UNION	CONNECTOR	ANSCHLUSSTEIL
*	7	5471018	2	FLEXIBLE	HOSE	SCHLAUCH
*	8	4705131	3	COUDE	ELBOW	WINKELSTUECK
*	9	4755153	4	UNION	CONNECTOR	ANSCHLUSSTEIL
*	10	4725051	3	TE	TEE	T STUECK
*	11	4705021	2	COUDE	ELBOW	WINKELSTUECK
*	12	5471050	1	FLEXIBLE	HOSE	SCHLAUCH
*	13	5473071	1	FLEXIBLE	HOSE	SCHLAUCH
*	14	4755008	3	UNION	CONNECTOR	ANSCHLUSSTEIL
*	15	5471043	1	FLEXIBLE	HOSE	SCHLAUCH
*	16	5473059	1	FLEXIBLE	HOSE	SCHLAUCH

VÉRIN DE MARCHEPIED
STEP CYLINDER
TRITTBRETT ZYLINDER

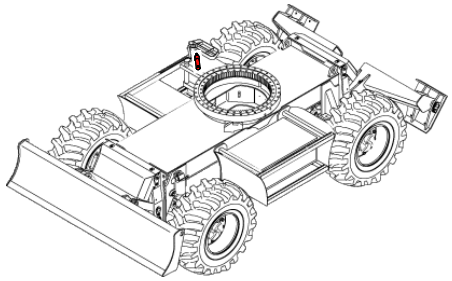

1	5670969

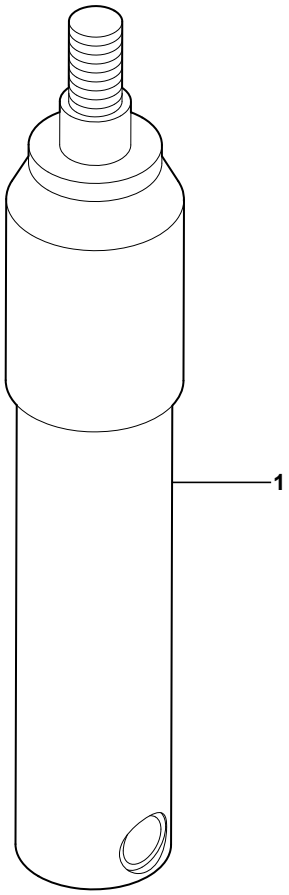

714MW_5400703_56_50_1A.eps

VERIN DE MARCHEPIED
STEP CYLINDER
TRITTBRETT ZYLINDER

1 5670969	5670935	1	VERIN DE MARCHEPIED	STEP CYLINDER	TRITTBRETT ZYLINDER

ÉLECTRO-VALVE : MARCHEPIED
ELECTRO-VALVE: STEP
ELEKTROVENTIL : TRITTBRETT

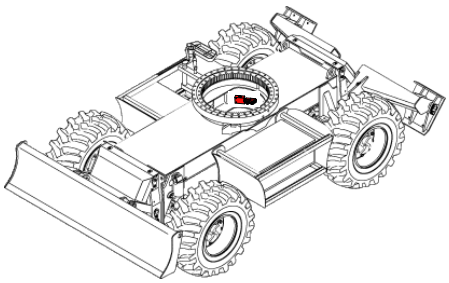

1	6090232
2	NV
3	5220107
4	5960146
5	4380025
6	4490014

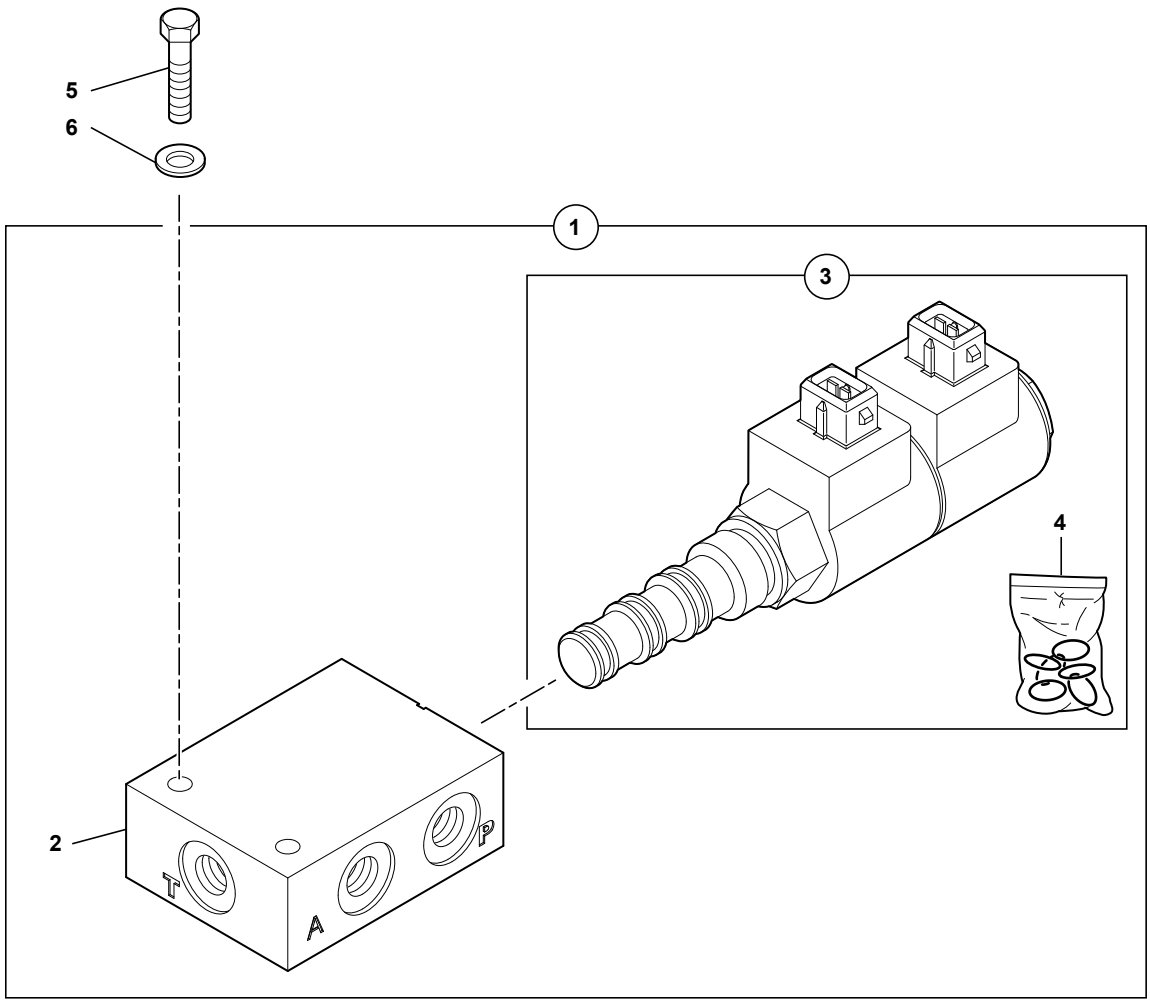

714MW_5400703_56_51_1A.eps

ELECTRO-VALVE : MARCHEPIED
ELECTRO-VALVE: STEP
ELEKTROVENTIL : TRITTBRETT

	1	6090232			1	ELECTRO - VALVE	ELECTRO - VALVE	ELEKTROVENTIL
*	2	6090009	1	NV	1	BLOC	BLOCK	BLOCK
	3	5220107	1	24V	1	SOLENOIDE	SOLENOID	SOLENOID
	4	5960146	3		1	POCHETTE DE JOINTS	SEAL (KIT)	DICHTRING (BAUSATZ)
	5	4380025		H M6X40	2	VIS	SCREW	SCHRAUBE
	6	4490014		CONTACT MU6	2	RONDELLE	WASHER	UNTERLEGSCHEIBE

CLAPET DE SÉCURITÉ
SAFETY VALVE
SICHEREITSVENTIL

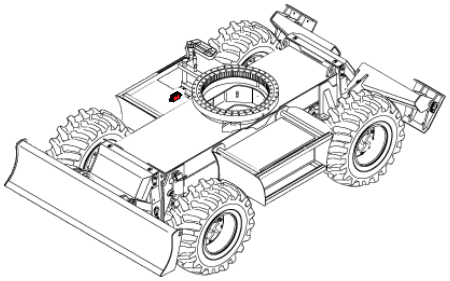

1	5330131
2	4380025
3	4490014
4	4650013
5	4380368
6	4450026

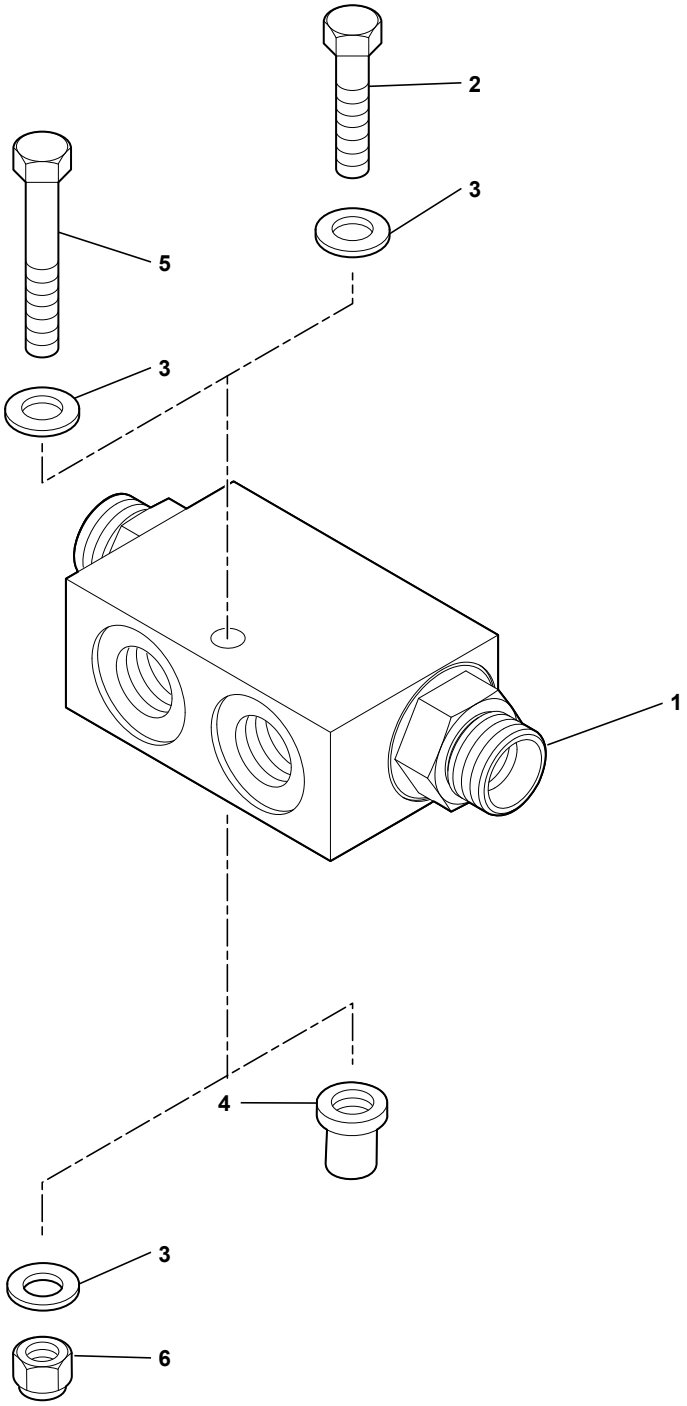

714MW_5400703_56_52_1A.eps

CLAPET DE SECURITE
SAFETY VALVE
SICHEREITSVENTIL

	1	5330131		1	CLAPET	NON RETURN VALVE	RUECKSCHL.VENTIL
	2	4380025	H M6X40	1	VIS	SCREW	SCHRAUBE
*	3	4490014	CONTACT MU6	2	RONDELLE	WASHER	UNTERLEGSCHEIBE
	4	4650013	M6	1	ECROU EN CAGE	CAGE NUT	KAFFIG MUTTER
*	5	4380368	H M6X90	1	VIS	SCREW	SCHRAUBE
*	6	4450026	NYLSTOP M6	1	ECROU	NUT	MUTTER

CATALOGUE DE PIECES DE RECHANGE
SPARE PARTS BOOK
ERSATZTEILLISTE



Châssis
Frame
Fahrgestell — 61

Tourelle
Slewing frame
Turm — 62

Composition de la machine
Composition of the machine
Bestandteile der Maschine — 60

Cabine
Cabin
Kabin — 64

Poste de conduite
Operator’s station
Bedienungsstand — 65



Équipement
Equipment
Ausleger — 68

CATALOGUE DE PIECES DE RECHANGE
SPARE PARTS BOOK
ERSATZTEILLISTE

Châssis
Frame
Fahrgestell

61

SOMMAIRE
CONTENTS
INHALT

61 CHÂSSIS FRAME FAHRGESTELL

61	10	1A	CHASSIS CHASSIS FAHRGESTELL	M2
61	15	1A	MARCHEPIED STEP TRITTBRETT	M3
61	20	1A	COURONNE D'ORIENTATION SLEWING RING DREHKRANZ	
61	30	1A	STABILISATEUR (DROIT) STABILISER (RIGHT) STABILISATOR (RECHT)	M2
61	32	1A	STABILISATEUR (GAUCHE) STABILISER (LEFT) STABILISATOR (LINKS)	M2
61	40	1A	LAME BULL BULLDOZER BLADE PLANIERSCHILD	M3
61	45	1A	CAPOTS SUR CHASSIS PLETING VERDECK	M1
61	50	1A	BRIDES/CHASSIS FLANGES/FRAME FLANCH/FAHRGESTELL	M3

CHÂSSIS
CHASSIS
FAHRGESTELL

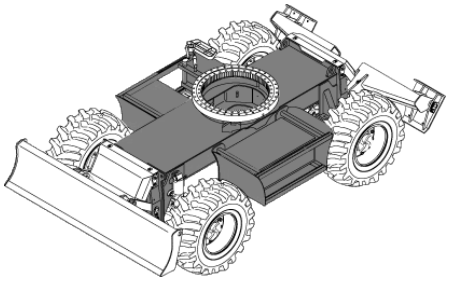

1	3831011	*
2	3831169	*
3	4410095	
4	4460090	
5	5020130	*
6	4380408	
7	4490006	
8	4380045	
9	4650012	
10	5020129	
11	4420040	
12	3831384	*
13	3831412	*
14	K7030009	
15	K7030113	
16	K7030210	
17	K7030211	
18	3420821	*
19	3780202	*
20	4380410	
21	K7030051	
22	4650015	*
23	6200127	
24	5600219	
25	5020146	
26	3831566	
27	3831567	
28	5020147	
29	4660058	
30	4660059	

14 (•) 05 10 1A
15 (○) 05 10 1A
16 (▪) 05 10 1A
17 (▫) 05 10 1A
21 (⋆) 05 10 1A

714MW_5400703_61_10_1A.eps

CHASSIS
CHASSIS
FAHRGESTELL

1	3831011			1	CHASSIS	FRAME	FAHRGESTELL
2	3831169	14		1	SUPPORT	BRACKET	TRAEGER
3	4410095	14-15	H M36	4	ECROU	NUT	MUTTER
3		21					
4	4460090	14-15	M36	8	RONDELLE	WASHER	UNTERLEGSCHEIBE
4		21					
5	5020130		OPTION	1	BOITE A OUTILS	TOOL BOX	WERKZEUGKASTEN
6	4380408	14-15	H M36X90	4	VIS	SCREW	SCHRAUBE
7	4490006		CONTACT MU8	8	RONDELLE	WASHER	UNTERLEGSCHEIBE
8	4380045		H M8X30	8	VIS	SCREW	SCHRAUBE
9	4650012		M8	8	ECROU EN CAGE	CAGE NUT	KAFFIG MUTTER
10	5020129			1	BOITE A OUTILS	TOOL BOX	WERKZEUGKASTEN
11	4420040	14-15	Hm M36	4	ECROU	NUT	MUTTER
11		21					
12	3831384	15		1	SUPPORT	BRACKET	TRAEGER
13	3831412			1	CHASSIS	FRAME	FAHRGESTELL
14	K7030009	16-17		PM	KIT INTERFACE AVANT	KIT INTERFACES FRONT	KIT SCHNITTSTELLE VORHER
15	K7030113			PM	KIT ACCROCHAGE BENNE	KIT FIXING BUCKET	KIT BEFESTIGEN SCHAUFEL
16	K7030210			PM	KIT STABILISATEURS AVANT	KIT FRONT STABILIZERS	KIT STABILISIEREND VORHER
17	K7030211			PM	KIT LAME AVANT	KIT FRONT BLADE	KIT KLINGE VOHER
18	3420821	21		1	MASSE	WEIGHT	GEWICHT
19	3780202	21		2	PION DE POSITION	LOCATOR	ARRETIERUNG
20	4380410	21	H M36X180	4	VIS	SCREW	SCHRAUBE
21	K7030051			PM	KIT MASSE	KIT WEIGHT	BAUSATZ GEWICHT
22	4650015			4	BOUCHON	PLUG	VERSCHL.STOPFEN
23	6200127	5-10	538A0174	2	SERRURE	LOCK	SCHLOSS
24	5600219	5-10		SB	JOINT	SEAL	DICHTRING
25	5020146	10		1	COFFRE	BOOT	KASTEN
26	3831566	10		1	VOLET	FLAP	KLAPPE
27	3831567	5		1	VOLET	FLAP	KLAPPE
28	5020147	5		1	COFFRE	BOOT	KASTEN
29	4660058	26-27		1	CHARNIERE	HINGE	SCHARNIER
30	4660059	26-27		1	AXE	CLEVIS PIN	BOLZEN

MARCHEPIED
STEP
TRITTBRETT

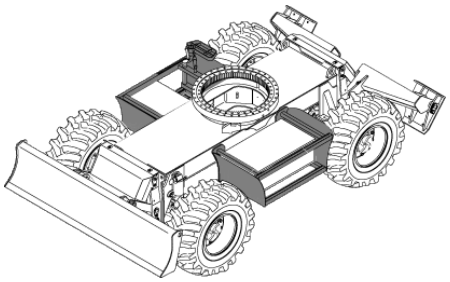

1	3831332
2	4380095
3	4490008
4	5580008
5	4410016
6	4460026
7	4490006
8	5140438
9	2503212
10	4460025
11	4380045
13	3831330
14	3831329
15	3831331
16	3831328
17	2503177
18	4550071
19	4460034
20	5000031
21	4460039
22	4420022
23	3420817
24	4460046
25	4460043
26	4380067
27	5580010

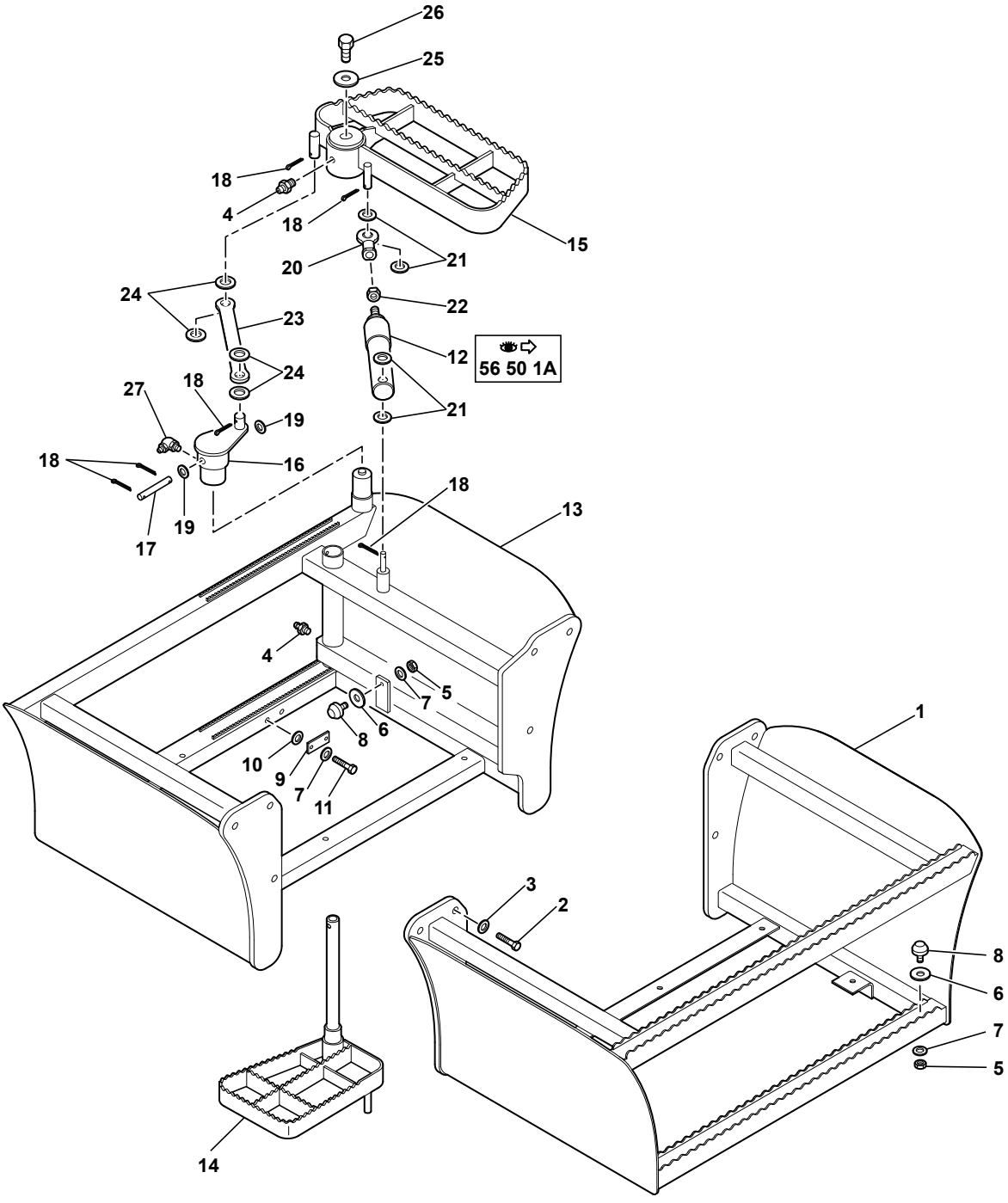

714MW_5400703_61_15_1A.eps

MARCHEPIED
STEP
TRITTBRETT

	1	3831332		1	MARCHEPIED	STEP	TRITTBRETT
	2	4380095	H M16X40	12	VIS	SCREW	SCHRAUBE
	3	4490008	CONTACT MU16	12	RONDELLE	WASHER	UNTERLEGSCHEIBE
*	4	5580008	M10X1	2	GRAISSEUR	GREASE FITING	SCHMIERNIPPEL
	5	4410016	H M8	2	ECROU	NUT	MUTTER
	6	4460026	LU8	2	RONDELLE	WASHER	UNTERLEGSCHEIBE
	7	4490006	CONTACT MU8	4	RONDELLE	WASHER	UNTERLEGSCHEIBE
	8	5140438		2	BUTEE	CATCH	FALLE
	9	2503212		1	BUTEE	CATCH	FALLE
	10	4460025	MU8	2	RONDELLE	WASHER	UNTERLEGSCHEIBE
	11	4380045	H M8X30	2	VIS	SCREW	SCHRAUBE
	12		56 50 1A	1	VERIN DE MARCHEPIED	STEP CYLINDER	TRITTBRETT ZYLINDER
	13	3831330		1	MARCHEPIED	STEP	TRITTBRETT
	14	3831329		1	MARCHE	STAIR	STUFE
	15	3831331		1	MARCHE	STAIR	STUFE
	16	3831328		1	AXE	AXLE	BOLZEN
	17	2503177		1	AXE	CLEVIS PIN	BOLZEN
	18	4550071		6	GOUPILLE FENDUE	COTTER PIN	SPLINT
	19	4460034	MU10	2	RONDELLE	WASHER	UNTERLEGSCHEIBE
	20	5000031		1	EMBOUTA ROTULE	TOGGLE LINK SOCKET	GELENKSTANGENKOPF
	21	4460039	MU12	4	RONDELLE	WASHER	UNTERLEGSCHEIBE
	22	4420022	Hm M12	1	ECROU	NUT	MUTTER
	23	3420817		1	BIELLETTE	ROD KINK	VERBINDG.STANGE
	24	4460046	MU16	4	RONDELLE	WASHER	UNTERLEGSCHEIBE
	25	4460043	LL12U	1	RONDELLE	WASHER	UNTERLEGSCHEIBE
	26	4380067	H M12X25	1	VIS	SCREW	SCHRAUBE
*	27	5580010	M10X1 90°	1	GRAISSEUR	GREASE FITING	SCHMIERNIPPEL

COURONNE D'ORIENTATION
SLEWING RING
DREHKRANZ

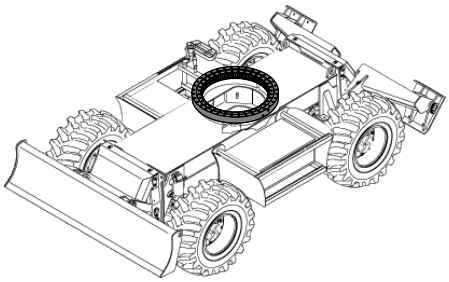

1	4990016
2	4370117
3	4460094
4	3920084
5	4370118

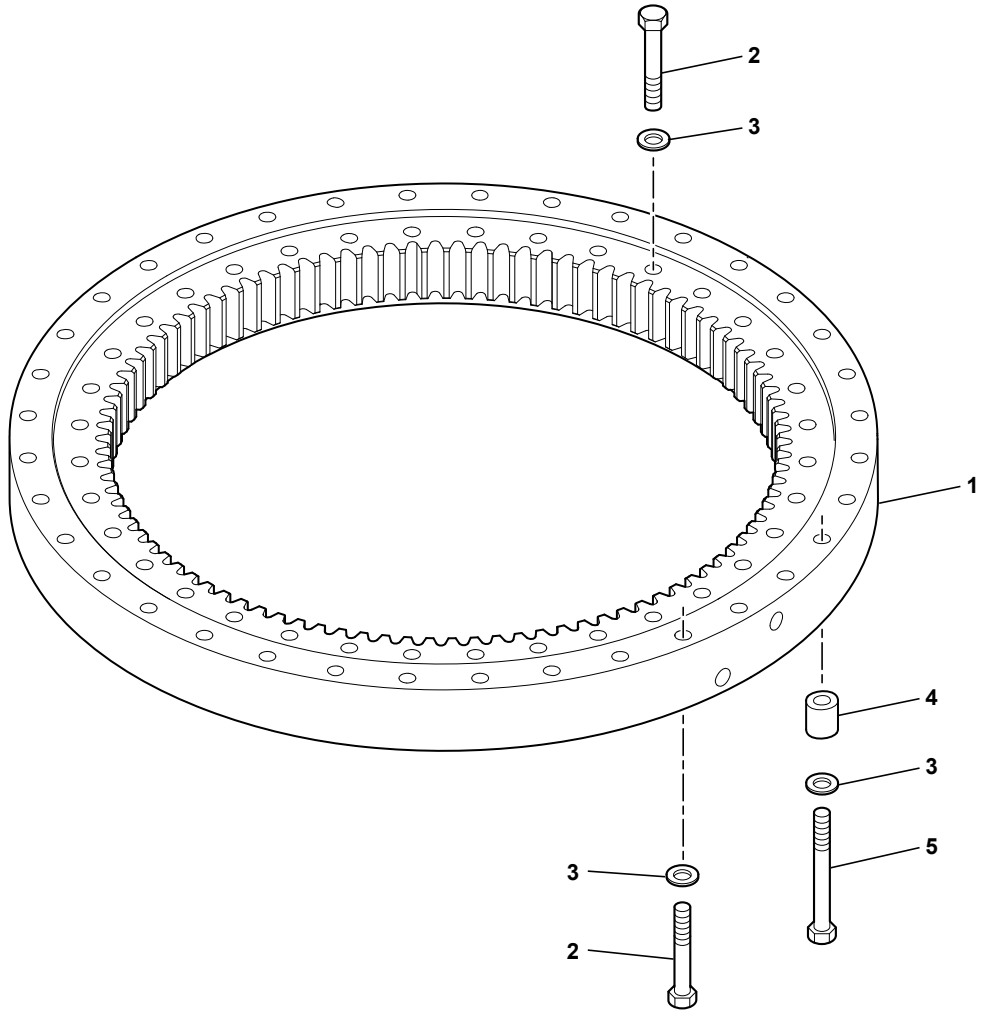

714MW_5400703_61_20_1A.eps

COURONNE D'ORIENTATION
SLEWING RING
DREHKRANZ

1	4990016		1	COURONNE ORIENTATION	SWING CIRCLE	DREHKRANZ
2	4370117	H M18X120	68	VIS	SCREW	SCHRAUBE
3	4460094	M18	72	RONDELLE	WASHER	UNTERLEGSCHEIBE
4	3920084		4	ENTRETOISE	SPACER	ABSTANDSTUECK
5	4370118	H M18X160	4	VIS	SCREW	SCHRAUBE

STABILISATEUR (DROIT)
STABILISER (RIGHT)
STABILISATOR (RECHT)

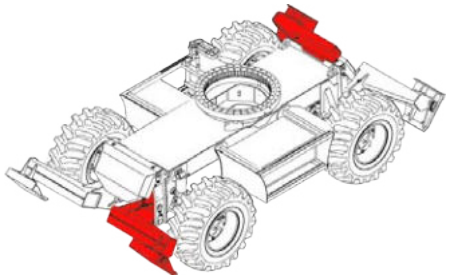

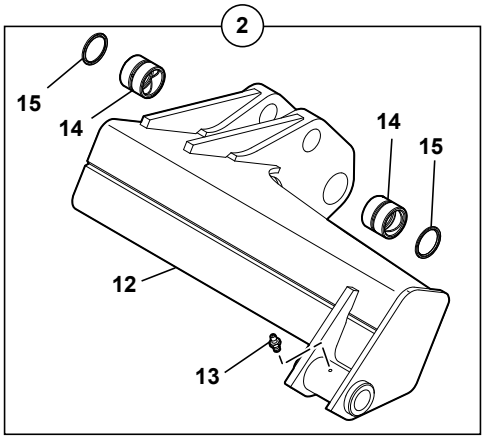

1	2400030	
2	5460416	→I 80100
	5460461	→I 80101
3	5720818	→I 80100
4	4090145	
5	4090451	
6	4090452	
7	4090454	→I 80100
	3730076	→I 80101
8	968589	
9	4380103	
10	4460058	
11	4460089	→I 80100
12	3831022	→I 80100
	3831432	→I 80101
13	5580008	
14	3870235	
15	6140036	
16	K7030210	
17	3340313	→I 80101
18	4490019	
19	4380067	
20	5530053	

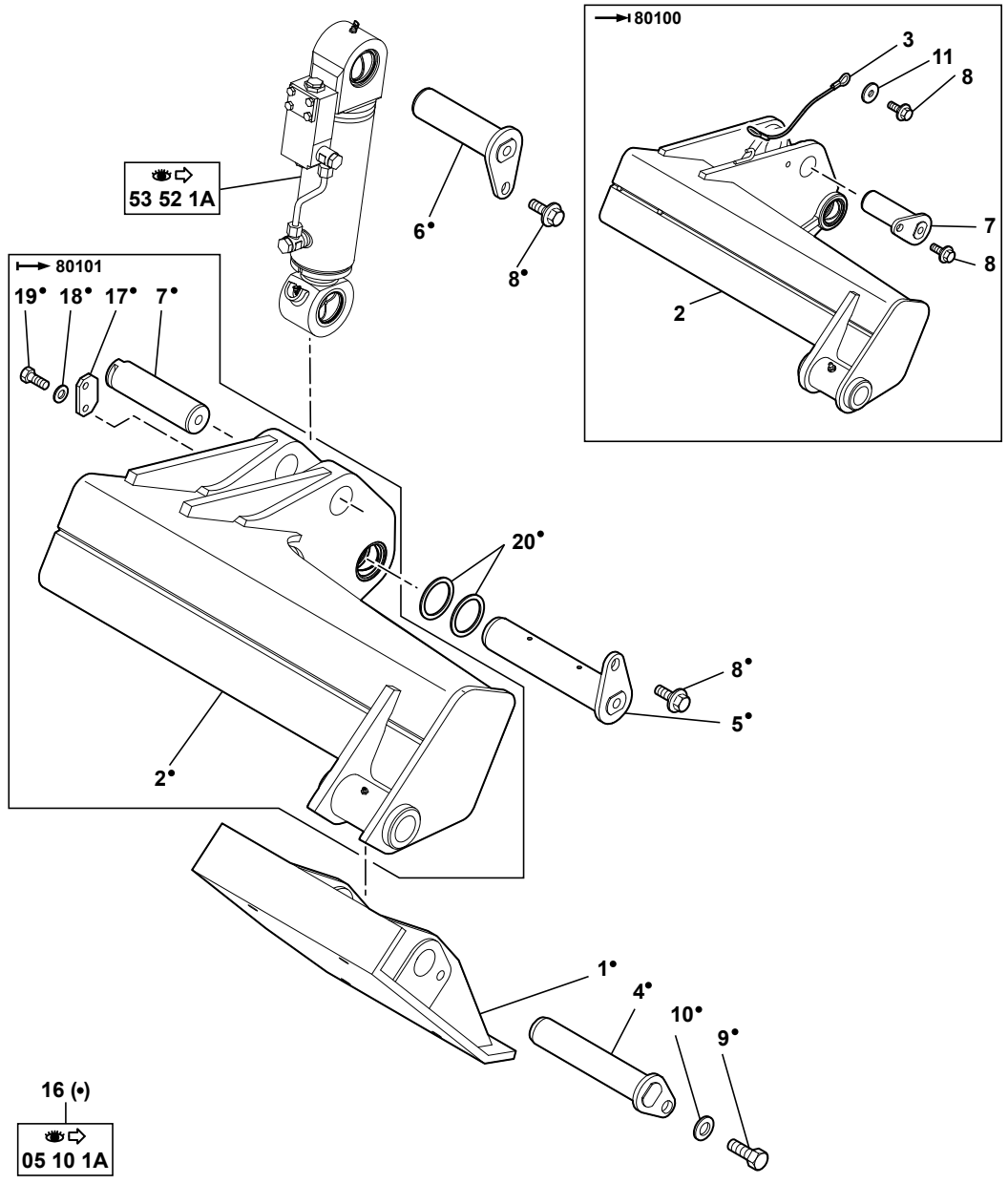

714MW_5400703_61_30_1A.eps

STABILISATEUR (DROIT)
STABILISER (RIGHT)
STABILISATOR (RECHT)

*	1	2400030	16			1	SABOT	SKID	KUFE
	2	5460416		→I	80100	1	STABILISATEUR	STABILISER	STABILISATOR
	2	5460461	16	I→	80101	1	STABILISATEUR	STABILISER	STABILISATOR
	3	5720818		→I	80100	1	CABLE	CABLE	KABEL
	4	4090145	16			1	AXE	CLEVIS PIN	BOLZEN
	5	4090451	16			1	AXE	CLEVIS PIN	BOLZEN
	6	4090452	16			1	AXE	CLEVIS PIN	BOLZEN
	7	4090454		→I	80100	1	AXE	CLEVIS PIN	BOLZEN
	7	3730076	16	I→	80101	1	AXE	CLEVIS PIN	BOLZEN
	8	968589	16		H M16X35	2	VIS	SCREW	SCHRAUBE
	9	4380103	16		H M20x40	1	VIS	SCREW	SCHRAUBE
	10	4460058	16		MU20	1	RONDELLE	WASHER	UNTERLEGSCHEIBE
	11	4460089		→I	80100/LL16	1	RONDELLE	WASHER	UNTERLEGSCHEIBE
	12	3831022	2	→I	80100	1	STABILISATEUR	STABILISER	STABILISATOR
	12	3831432	2	I→	80101	1	STABILISATEUR	STABILISER	STABILISATOR
	13	5580008	2		M10X1	1	GRAISSEUR	GREASE FITING	SCHMIERNIPPEL
	14	3870235	2			2	BAGUE	BUSH	RING
	15	6140036	2			2	JOINT	SEAL	DICHTRING
	16	K7030210		👁	05 10 1A	PM	KIT STABILISATEURS AVANT	KIT FRONT STABILIZERS	KIT STABILISIEREND VORHER
	17	3340313	16	I→	80101	1	PLAQUE RETENUE	RETAINING PLATE	HALTEPLATTE
	18	4490019	16		CONTACT MU12	2	RONDELLE	WASHER	UNTERLEGSCHEIBE
	19	4380067	16		H M12X25	2	VIS	SCREW	SCHRAUBE
	20	5530053	16		1 mm	SB	CALE	SHIM	KEIL

STABILISATEUR (GAUCHE)
STABILISER (LEFT)
STABILISATOR (LINKS)

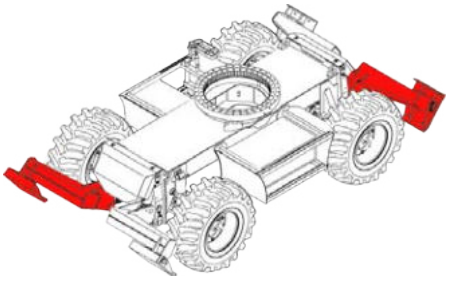

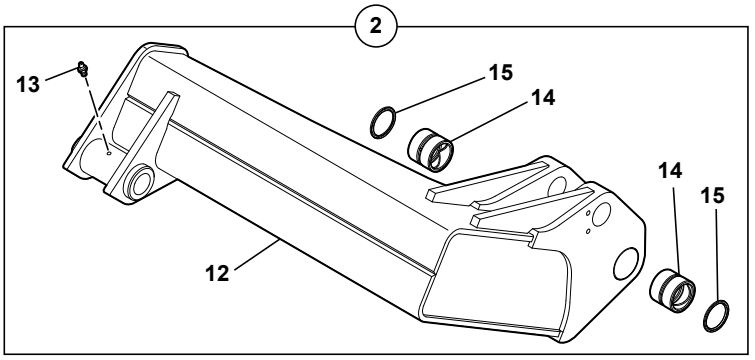

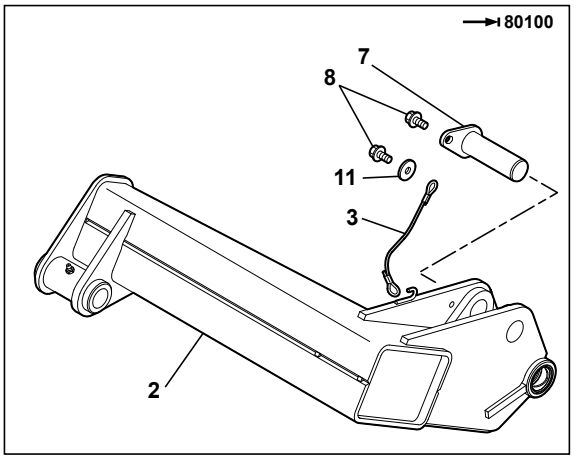

1	2400029	
2	5460415	80100
	5460460	80101
3	5720818	80100
4	4090145	
5	4090451	
6	4090452	
7	4090454	80100
	3730076	80101
8	968589	
9	4380103	
10	4460058	
11	4460089	80100
12	3831018	80100
	3831431	80101
13	5580008	
14	3870235	
15	6140036	
16	K7030210	
17	3340313	80101
18	4490019	
19	4380067	
20	5530053	

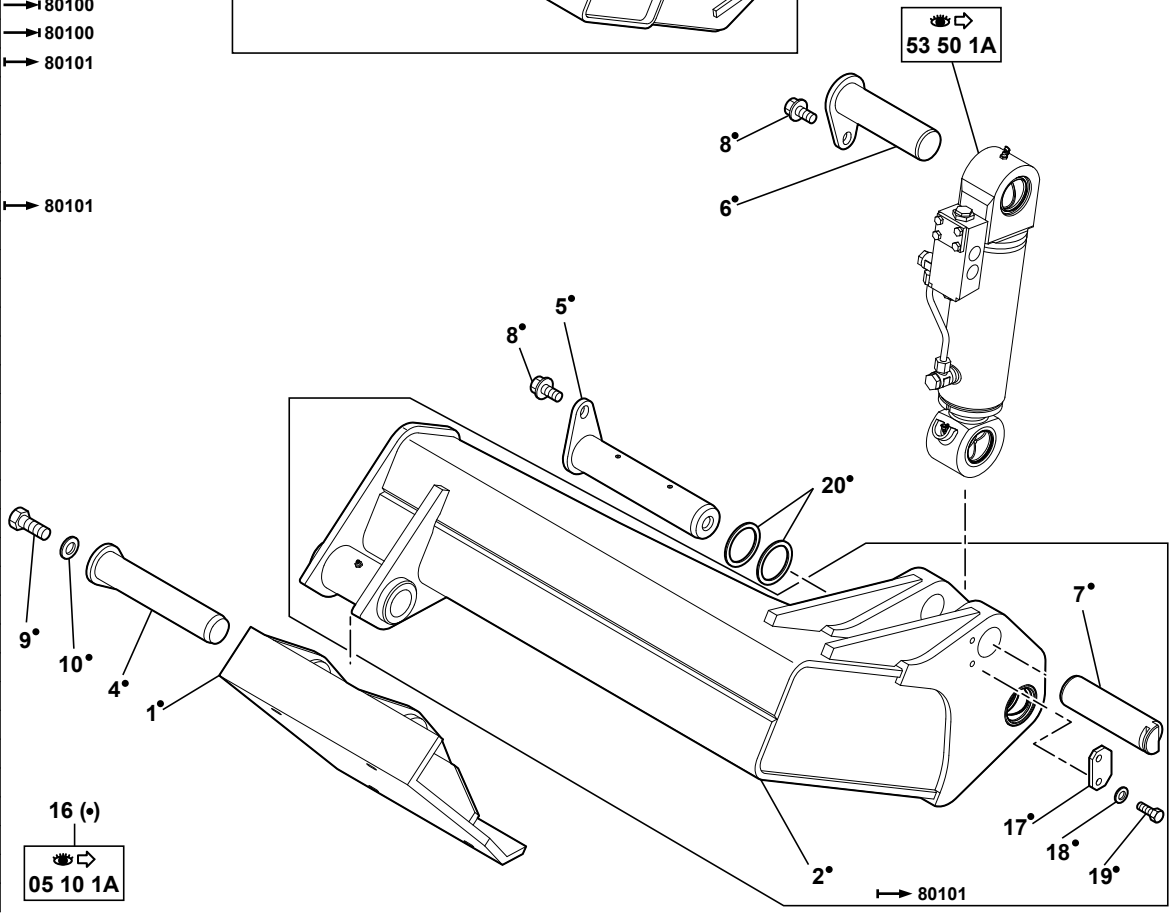

714MW_5400703_61_32_1A.eps

STABILISATEUR (GAUCHE)
STABILISER (LEFT)
STABILISATOR (LINKS)

*	1	2400029	16			1	SABOT	SKID	KUFE
	2	5460415		→I	80100	1	STABILISATEUR	STABILISER	STABILISATOR
	2	5460460	16	I→	80101	1	STABILISATEUR	STABILISER	STABILISATOR
	3	5720818		→I	80100	1	CABLE	CABLE	KABEL
	4	4090145	16			1	AXE	CLEVIS PIN	BOLZEN
	5	4090451	16			1	AXE	CLEVIS PIN	BOLZEN
	6	4090452	16			1	AXE	CLEVIS PIN	BOLZEN
	7	4090454		→I	80100	1	AXE	CLEVIS PIN	BOLZEN
	7	3730076	16	I→	80101	1	AXE	CLEVIS PIN	BOLZEN
	8	968589	16		H M16X35	2	VIS	SCREW	SCHRAUBE
	9	4380103	16		H M20X40	1	VIS	SCREW	SCHRAUBE
	10	4460058	16		MU20	1	RONDELLE	WASHER	UNTERLEGSCHEIBE
	11	4460089		→I	80100/LL16	1	RONDELLE	WASHER	UNTERLEGSCHEIBE
	12	3831018	2	→I	80100	1	STABILISATEUR	STABILISER	STABILISATOR
	12	3831431	2	I→	80101	1	STABILISATEUR	STABILISER	STABILISATOR
	13	5580008	2		M10X1	1	GRAISSEUR	GREASE FITING	SCHMIERNIPPEL
	14	3870235	2			2	BAGUE	BUSH	RING
	15	6140036	2			2	JOINT	SEAL	DICHTRING
	16	K7030210		👁	05 10 1A	PM	KIT STABILISATEURS AVANT	KIT FRONT STABILIZERS	KIT STABILISIEREND VORHER
	17	3340313	16	I→	80101	1	PLAQUE RETENUE	RETAINING PLATE	HALTEPLATTE
	18	4490019	16		CONTACT MU12	2	RONDELLE	WASHER	UNTERLEGSCHEIBE
	19	4380067	16		H M12X25	2	VIS	SCREW	SCHRAUBE
	20	5530053	16		1 mm	SB	CALE	SHIM	KEIL

LAME BULL
BULLDOZER BLADE
PLANIERSCHILD

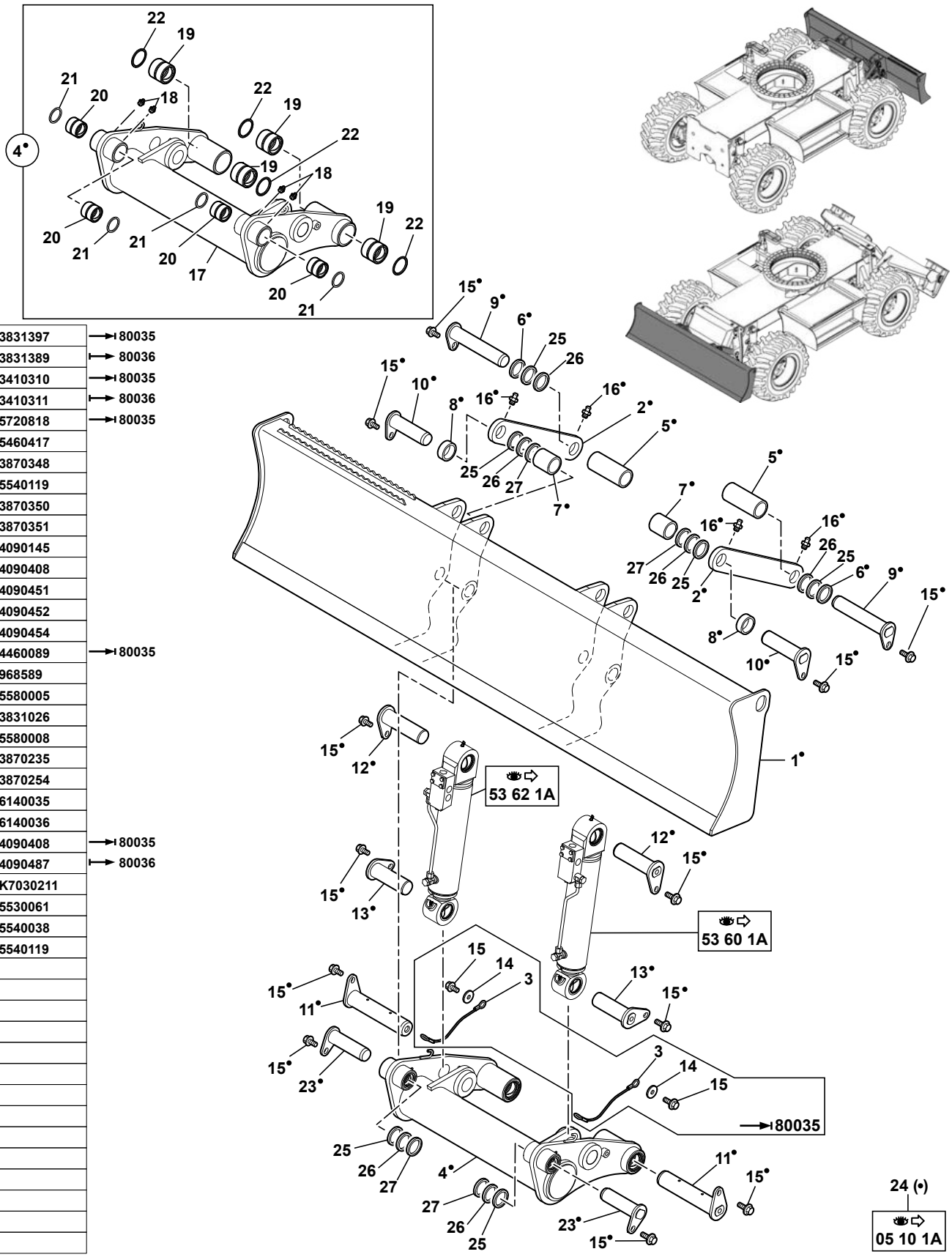

1	3831397	→80035
	3831389	→80036
2	3410310	→80035
	3410311	→80036
3	5720818	→80035
4	5460417	
5	3870348	
6	5540119	
7	3870350	
8	3870351	
9	4090145	
10	4090408	
11	4090451	
12	4090452	
13	4090454	
14	4460089	→80035
15	968589	
16	5580005	
17	3831026	
18	5580008	
19	3870235	
20	3870254	
21	6140035	
22	6140036	
23	4090408	→80035
	4090487	→80036
24	K7030211	
25	5530061	
26	5540038	
27	5540119	

714MW_5400703_61_40_1A.eps

LAME BULL
BULLDOZER BLADE
PLANIERSCHILD

	1	3831397		→ 80035	1	LAME BULL	BULLDOZER BLADE	PLANIERSCHILD
	1	3831389	24	⟼ 80036	1	LAME BULL	BULLDOZER BLADE	PLANIERSCHILD
	2	3410310		→ 80035	2	BIELLE	CONNECTING ROD	PLEUELSTANGE
	2	3410311	24	⟼ 80036	2	BIELLE	CONNECTING ROD	PLEUELSTANGE
	3	5720818		→ 80035	2	CABLE	CABLE	KABEL
	4	5460417	24		1	BRAS BAGUE	ARM INCLUDED BEARING	ARM MIT BUCHSE
	5	3870348	24		2	BAGUE	BUSHING	BUCHSE
	6	5540119	24	⧗ 2 mm	SB	CALE	SHIM	KEIL
	7	3870350	24		2	BAGUE	BUSHING	BUCHSE
	8	3870351	24		2	BAGUE	BUSHING	BUCHSE
	9	4090145	24		2	AXE	CLEVIS PIN	BOLZEN
	10	4090408	24		2	AXE	CLEVIS PIN	BOLZEN
	11	4090451	24		2	AXE	CLEVIS PIN	BOLZEN
	12	4090452	24		2	AXE	CLEVIS PIN	BOLZEN
	13	4090454	24		2	AXE	CLEVIS PIN	BOLZEN
	14	4460089		→ 80035 / LL16	2	RONDELLE	WASHER	UNTERLEGSCHEIBE
	15	968589		H M16X35	12	VIS	SCREW	SCHRAUBE
	16	5580005	24	M8X1	4	GRAISSEUR	GREASE FITING	SCHMIERNIPPEL
	17	3831026	4		1	BRAS	ARM	ARM
	18	5580008	4	M10X1	4	GRAISSEUR	GREASE FITING	SCHMIERNIPPEL
	19	3870235	4		4	BAGUE	BUSH	RING
	20	3870254	4		4	BAGUE	BUSH	RING
	21	6140035	4		4	JOINT	SEAL	DICHTRING
	22	6140036	4		4	JOINT	SEAL	DICHTRING
	23	4090408		→ 80035	2	AXE	CLEVIS PIN	BOLZEN
	23	4090487	24	⟼ 80036	2	AXE	CLEVIS PIN	BOLZEN
	24	K7030211			PM	KIT LAME AVANT	KIT FRONT BLADE	KIT KLINGE VOHER
*	25	5530061		⧗ 1 mm	SB	CALE	SHIM	KEIL
*	26	5540038		⧗ 3 mm	SB	CALE	SHIM	KEIL
*	27	5540119		⧗ 2 mm	SB	CALE	SHIM	KEIL

CAPOTS SUR CHÂSSIS
PLETING
VERDECK

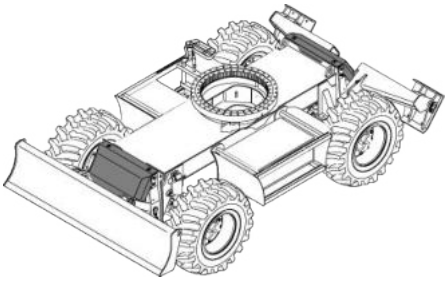

4 (•)
05 10 1A

5 (*)
05 10 1A

1	3831207
2	4380043
3	4490006
4	K7030210
5	K7030211

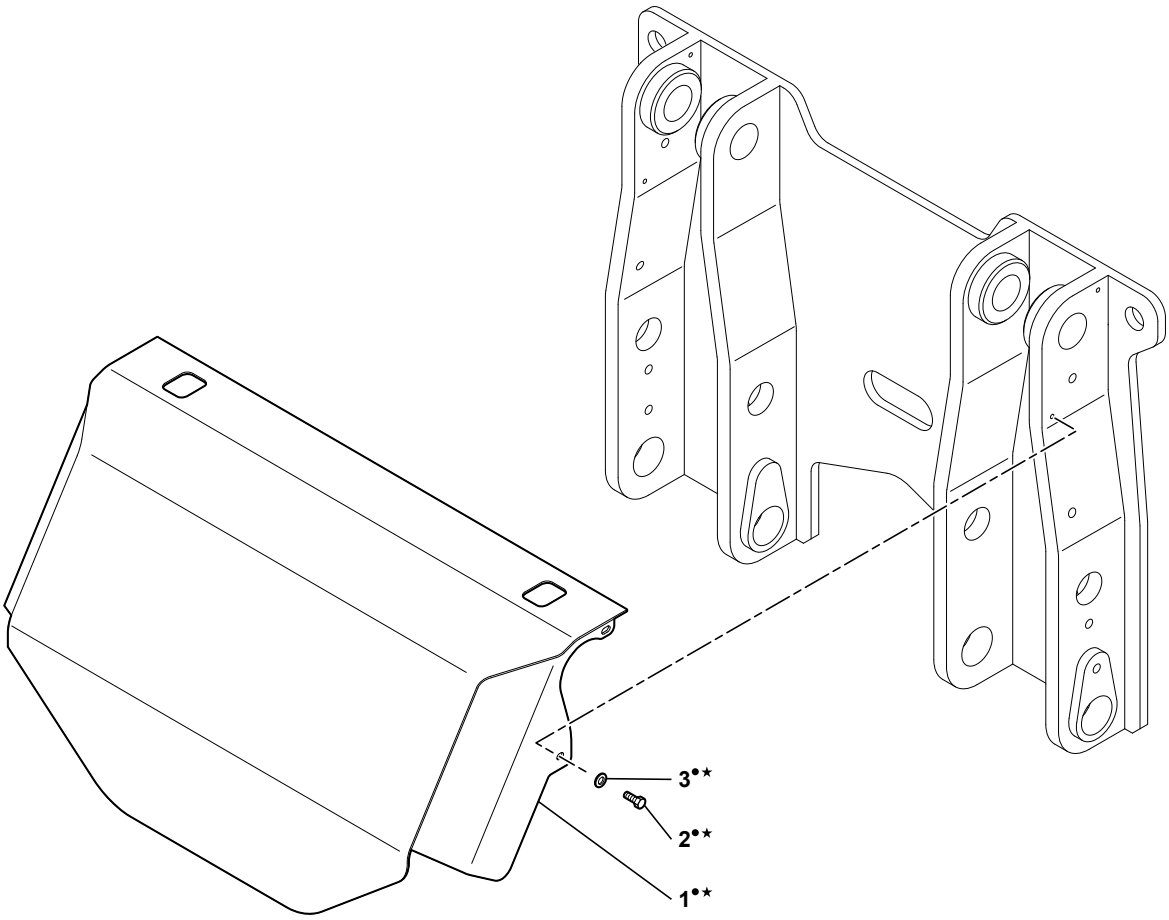

714MW_5400703_61_45_1A.eps

CAPOTS SUR CHASSIS
PLETING
VERDECK

1	3831207	4-5		1	CAPOT	HOOD	HAUBE
1				2			
2	4380043	4-5	H M8x20	4	VIS	SCREW	SCHRAUBE
3	4490006	4-5	CONTACT MU8	4	RONDELLE	WASHER	UNTERLEGSCHEIBE
4	K7030210		05 10 1A	PM	KIT STABILISATEURS AVANT	KIT FRONT STABILIZERS	KIT STABILISIEREND VORHER
5	K7030211		05 10 1A	PM	KIT LAME AVANT	KIT FRONT BLADE	KIT KLINGE VOHER

BRIDES / CHÂSSIS
FLANGES / FRAME
FLANCH / FAHRGESTELL

1	4290007
2	4290182
3	4690858
4	3280188
5	4380034
6	4690591
7	4690859
8	K7030210
9	K7030211

*714MW-2

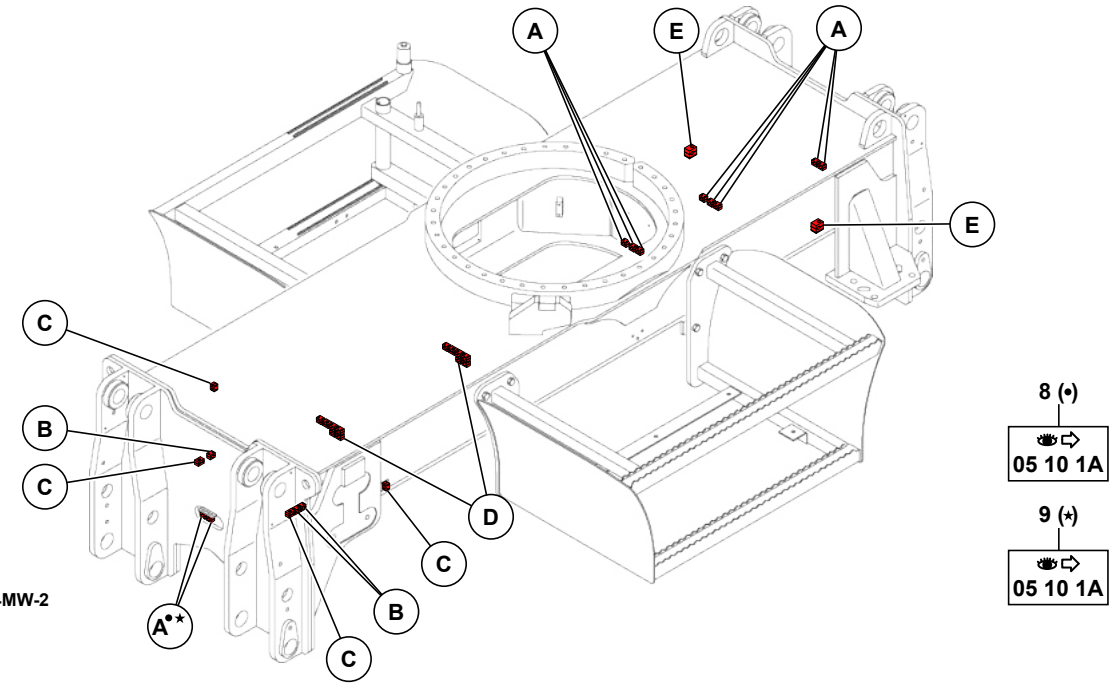

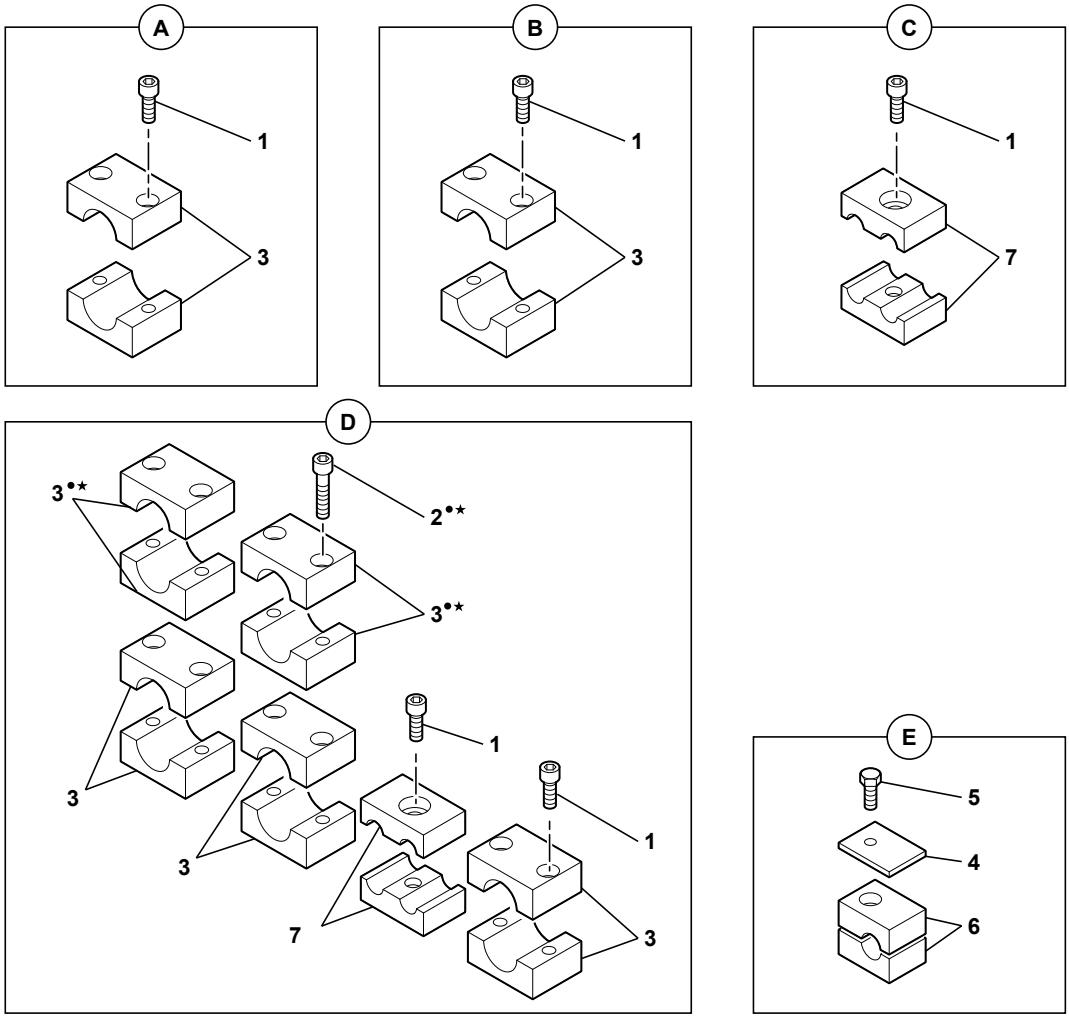

714MW_5400703_61_50_1A.eps

BRIDES/CHASSIS
FLANGES/FRAME
FLANCH/FAHRGESTELL

*	1	4290007		CHC M6X20	22	VIS	SCREW	SCHRAUBE
	1		8-9		4			
	2	4290182	8-9	CHC M6X45	8	VIS	SCREW	SCHRAUBE
	3	4690858			9	BRIDE	FLANGE	FLANSCH
	3		8-9		6			
	4	3280188			2	PLAQUE	PLATE	PLATTE
	5	4380034		H M6X30	2	VIS	SCREW	SCHRAUBE
	6	4690591		714MW-2	2	BRIDE	FLANGE	FLANSCH
*	7	4690859			6	BRIDE	FLANGE	FLANSCH
	8	K7030210		05 10 1A	PM	KIT STABILISATEURS AVANT	KIT FRONT STABILIZERS	KIT STABILISIEREND VORHER
	9	K7030211		05 10 1A	PM	KIT LAME AVANT	KIT FRONT BLADE	KIT KLINGE VOHER

CATALOGUE DE PIECES DE RECHANGE
SPARE PARTS BOOK
ERSATZTEILLISTE

Tourelle
Slewing frame
Turm

62

SOMMAIRE
CONTENTS
INHALT

62 TOURELLE — SLEWING FRAME — TURM

62	10	1A	TOURELLE TOWER TURM	→| 80203 -80197	M2
62	10	1B	TOURELLE TOWER TURM	|→ 80204 +80197 →| 80396 -80390	M3
62	10	1C	TOURELLE TOWER TURM	|→ 80397 +80390	M3
62	20	1A	CONTREPOIDS COUNTER WEIGHT GEGENGEWICHT		M2
62	30	1A	CAPOTAGE MOTEUR ENGINE COVERAGE MOTORHAUBE	→| 80396 -80390	M3
62	30	1B	CAPOTAGE MOTEUR ENGINE COVERAGE MOTORHAUBE	|→ 80397 +80390	M3
62	35	1A	CAPOTAGE TOURELLE TOWER COVERAGE TURM HAUBE		M3
62	40	1A	INSONORISATION SOUND REDUCTION SCHALLDAEMMUNG	→| 80181 -80177	M1
62	40	1B	INSONORISATION SOUND REDUCTION SCHALLDAEMMUNG	|→ 80182 +80177	M2
62	45	1A	BANDEAU DE PROTECTION HIDE PROTECTIVE SCHUTZZURICHTEN		M3
62	50	1A	BRIDES/TOURELLE FLANGES/TOWER FLANCH/TURM	→| 80396 -80390	M3
62	50	1B	BRIDES/TOURELLE FLANGES/TOWER FLANCH/TURM	|→ 80397 +80390	M3
62	50	2A	BRIDES/TOURELLE : RETOUR MARTEAU (OPTION) FLANGES/TOWER: HAMMER RETURN (OPTION) FLANCH/TURM : HAMMER-RUCKLAUFLEITUNG (OPTION)		M2
62	80	1A	GRAISSAGE REGROUPÉ GREASING GATHERS SCHMIERUNG FAßT ZUSAMMEN	→| 80352 -80344&80351 +80354&80360	M3

SOMMAIRE
CONTENTS
INHALT

62 TOURELLE (suite) | SLEWING FRAME (continued) | TURM (Nachste Seite)

62	80	1B	GRAISSAGE REGROUPÉ GREASING GATHERS SCHMIERUNG FAßT ZUSAMMEN	⊢→	80353 +80344& -80354&80360 →⊣ 80468	M3
62	80	1C	GRAISSAGE REGROUPÉ GREASING GATHERS SCHMIERUNG FAßT ZUSAMMEN	⊢→	80469	M3
62	81	1A	GRAISSAGE CENTRALISE CENTRALIZED GREASING ZENTRALSCHMIERUNG	→⊣	80352 -80344&80351 +80354&80360	M3
62	81	1B	GRAISSAGE CENTRALISE CENTRALIZED GREASING ZENTRALSCHMIERUNG	⊢→	80353 +80344& -80354&80360 →⊣ 10/2007	M3
62	81	1C	GRAISSAGE CENTRALISE CENTRALIZED GREASING ZENTRALSCHMIERUNG	⊢→	10/2007	M3
62	81	2A	GRAISSAGE CENTRALISE (PELLE) CENTRALIZED GREASING (EXCAVATOR) ZENTRALSCHMIERUNG (BAGGER)	→⊣	80352 -80344&80351 +80354&80360	M3
62	81	2B	GRAISSAGE CENTRALISE (PELLE) CENTRALIZED GREASING (EXCAVATOR) ZENTRALSCHMIERUNG (BAGGER)	⊢→	80353 +80344&80351 -80354&80360	M3
62	81	3A	GRAISSAGE CENTRALISE (SANS DEPORT) CENTRALIZED GREASING (WITHOUT OFFSET) ZENTRALSCHMIERUNG (OHNE VERSETZUNGS)	→⊣	80352 -80344&80351 +80354&80360	M3
62	81	3B	GRAISSAGE CENTRALISE (SANS DEPORT) CENTRALIZED GREASING (WITHOUT OFFSET) ZENTRALSCHMIERUNG (OHNE VERSETZUNGS)	⊢→	80353 +80344&80351 -80354&80360	M3
62	82	1A	GRAISSAGE CENTRALISE AUTOMATIQUE AUTOMATIC ONE-SHOT GREASING ZENTRALSCHMIERUNG AUTOMATISCH			M3
62	82	2A	GRAISSAGE CENTRALISE AUTOMATIQUE (PELLE) AUTOMATIC ONE-SHOT GREASING (EXCAVATOR) ZENTRALSCHMIERUNG AUTOMATISCH (BAGGER)			M3
62	82	3A	GRAISSAGE CENTRALISE AUTOMATIQUE (SANS DEPORT) AUTOMATIC ONE-SHOT GREASING (WITHOUT OFFSET) ZENTRALSCHMIERUNG AUTOMATISCH (OHNE VERSETZUNGS)			M3
62	95	1A	ENSEMBLE COMPRESSEUR CLIMATISATION AIR CONDITIONER COMPRESSOR ASSEMBLY KLIMAANLAGE KOMPRESSOR EINHEIT	→⊣	80273	M2
62	95	1B	ENSEMBLE COMPRESSEUR CLIMATISATION AIR CONDITIONER COMPRESSOR ASSEMBLY KLIMAANLAGE KOMPRESSOR EINHEIT	⊢→	80274	M2

SOMMAIRE
CONTENTS
INHALT

62 TOURELLE (suite) | SLEWING FRAME (continued) | TURM (Nachste Seite)

62	95	2A	CONDENSEUR DE CLIMATISATION CONDENSER OF AIR CONDITIONING KONDENSATOR DER KLIMAANLAGE	→|	80136 -80122 M2
62	95	2B	CONDENSEUR DE CLIMATISATION CONDENSER OF AIR CONDITIONING KONDENSATOR DER KLIMAANLAGE	|→	80137 +80122 M3

TOURELLE
TOWER
TURM

→ 80203 -80197

1	5460467	→I 80169 +80172
	5460476	→ 80170 -80172
2	3831444	
3	3870353	→I 80169 +80172
	3870361	→ 80170 -80172
4	3831325	
5	4380067	
6	4490019	
7	4090373	
8	4090486	
9	4380104	
10	4460056	
11	3610340	▶
12	3610339	◀
13	4380047	
14	4460025	
15	4290019	
16	4450008	
17	4410022	
18	5030071	
19	4380054	
20	4490003	
21	3610333	
22	4380055	
23	4460034	
24	3610331	
25	3610330	
26	3610338	→I 80136 -80122
	3610362	→ 80137 +80122
27	3180041	→I 80136 -80122
	3610363	→ 80137 +80122
28	4490006	
29	5320090	
30	3831396	
31	3310414	
32	4290005	
33	4490014	
34	4450026	
35	3590292	
36	4380052	
37	4450044	
38	5600153	
39	3610356	D
40	3610357	D
41	5140435	→ 80137 +80122
42	3610361	→ 80137 +80122
43	3870353	→I 80169 +80172
	3870360	→ 80170 -80172
44	4380031	

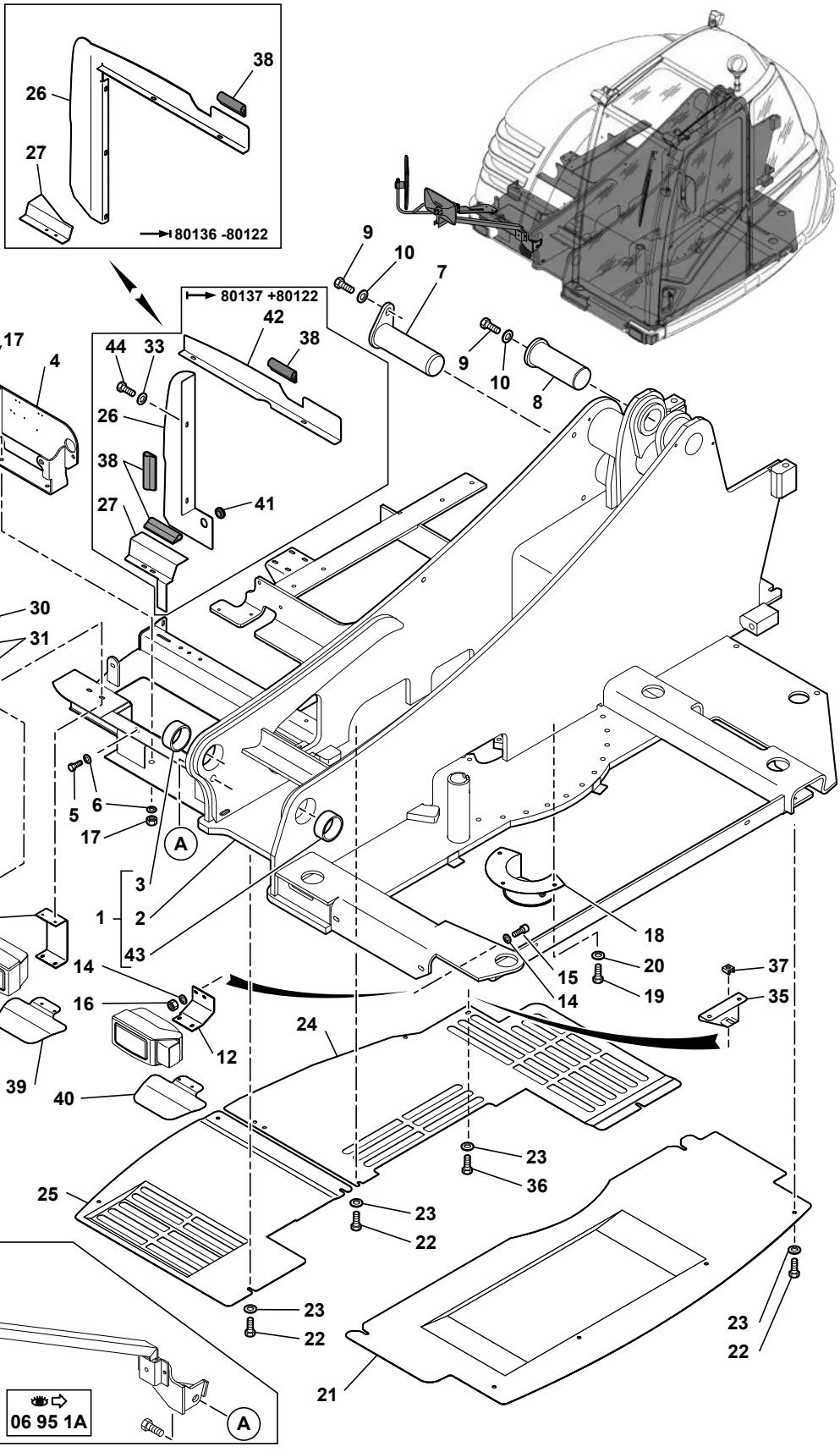

TOURELLE
TOWER
TURM

→| 80203 -80197

1	5460467		→| 80169 +80172	1	ENSEMBLE TOURELLE	TOWER ASSEMBLY	TURM EINHEIT
1	5460476		|→ 80170 -80172	1	ENSEMBLE TOURELLE	TOWER ASSEMBLY	TURM EINHEIT
2	3831444	1	●○ 3831251		1	TOURELLE	TOWER	TURM
3	3870353	1	→	80169 +80172		1	BAGUE	BUSH	BUCHSE
3	3870361	1		→ 80170 -80172		1	BAGUE	BUSH	BUCHSE
4	3831325					1	SUPPORT	BRACKET	TRAEGER
5	4380067			H M12X25		7	VIS	SCREW	SCHRAUBE
6	4490019			CONTACT MU12		11	RONDELLE	WASHER	UNTERLEGSCHEIBE
7	4090373					1	AXE	CLEVIS PIN	BOLZEN
8	4090486					1	AXE	CLEVIS PIN	BOLZEN
9	4380104			H M20X45		2	VIS	SCREW	SCHRAUBE
10	4460056			MU20		4	RONDELLE	WASHER	UNTERLEGSCHEIBE
11	3610340		▶			1	SUPPORT	BRACKET	TRAEGER
12	3610339		◀			1	SUPPORT	BRACKET	TRAEGER
13	4380047			H M8X40		2	VIS	SCREW	SCHRAUBE
14	4460025			MU8		4	RONDELLE	WASHER	UNTERLEGSCHEIBE
15	4290019			CHC M8X30		2	VIS	SCREW	SCHRAUBE
16	4450008			NYLSTOP M8		2	ECROU	NUT	MUTTER
17	4410022			H M12		4	ECROU	NUT	MUTTER
18	5030071					1	CARTER	SUMP	WANNE
19	4380054			H M10X20		3	VIS	SCREW	SCHRAUBE
20	4490003			CONTACT MU10		3	RONDELLE	WASHER	UNTERLEGSCHEIBE
21	3610333					1	TOLE	SHIELD	SCHUTZBLECH
22	4380055			H M10X30		12	VIS	SCREW	SCHRAUBE
23	4460034			MU10		13	RONDELLE	WASHER	UNTERLEGSCHEIBE
24	3610331					1	TOLE	SHIELD	SCHUTZBLECH
25	3610330					1	TOLE	SHIELD	SCHUTZBLECH
26	3610338		→	80136 -80122		1	TOLE ANTIRECYCLAGE	SHIELD	SCHUTZBLECH
26	3610362			→ 80137 +80122		1	TOLE ANTIRECYCLAGE	SHIELD	SCHUTZBLECH
27	3180041		→	80136 -80122		1	TOLE	SHIELD	SCHUTZBLECH
27	3610363			→ 80137 +80122		1	TOLE ANTIRECYCLAGE	SHIELD	SCHUTZBLECH
28	4490006			CONTACT MU8		2	RONDELLE	WASHER	UNTERLEGSCHEIBE
29	5320090					1	RETROVISEUR	MIRROR	SPIEGEL
30	3831396					1	SUPPORT	BRACKET	TRAEGER
31	3310414					2	ENTRETOISE	SPACER	ABSTANDSTUECK
32	4290005			CHC M6X25		2	VIS	SCREW	SCHRAUBE
33	4490014			CONTACT MU6		6	RONDELLE	WASHER	UNTERLEGSCHEIBE
34	4450026			NYLSTOP M6		2	ECROU	NUT	MUTTER
35	3590292					1	SUPPORT	BRACKET	TRAEGER
36	4380052			H M10X25		1	VIS	SCREW	SCHRAUBE
37	4450044			M10		1	ECROU EN CAGE	CAGE NUT	KAFFIG MUTTER
38	5600153		⟷	1420 mm		SB	JOINT	SEAL	DICHTRING
39	3610356		⚑	D		1	BAVETTE DROITE	RIGTH MUD FLAP	SCMUTZFANGER RECHT
40	3610357		⚑	D		1	BAVETTE GAUCHE	LEFT MUD FLAP	SCHMUTZFANGER LINKS

TOURELLE
TOWER
TURM

→ 80203 -80197

1	5460467	→80169 +80172
	5460476	→ 80170 -80172
2	3831444	
3	3870353	→80169 +80172
	3870361	→ 80170 -80172
4	3831325	
5	4380067	
6	4490019	
7	4090373	
8	4090486	
9	4380104	
10	4460056	
11	3610340	▶
12	3610339	◀
13	4380047	
14	4460025	
15	4290019	
16	4450008	
17	4410022	
18	5030071	
19	4380054	
20	4490003	
21	3610333	
22	4380055	
23	4460034	
24	3610331	
25	3610330	
26	3610338	→80136 -80122
	3610362	→ 80137 +80122
27	3180041	→80136 -80122
	3610363	→ 80137 +80122
28	4490006	
29	5320090	
30	3831396	
31	3310414	
32	4290005	
33	4490014	
34	4450026	
35	3590292	
36	4380052	
37	4450044	
38	5600153	
39	3610356	D
40	3610357	D
41	5140435	→ 80137 +80122
42	3610361	→ 80137 +80122
43	3870353	→80169 +80172
	3870360	→ 80170 -80172
44	4380031	

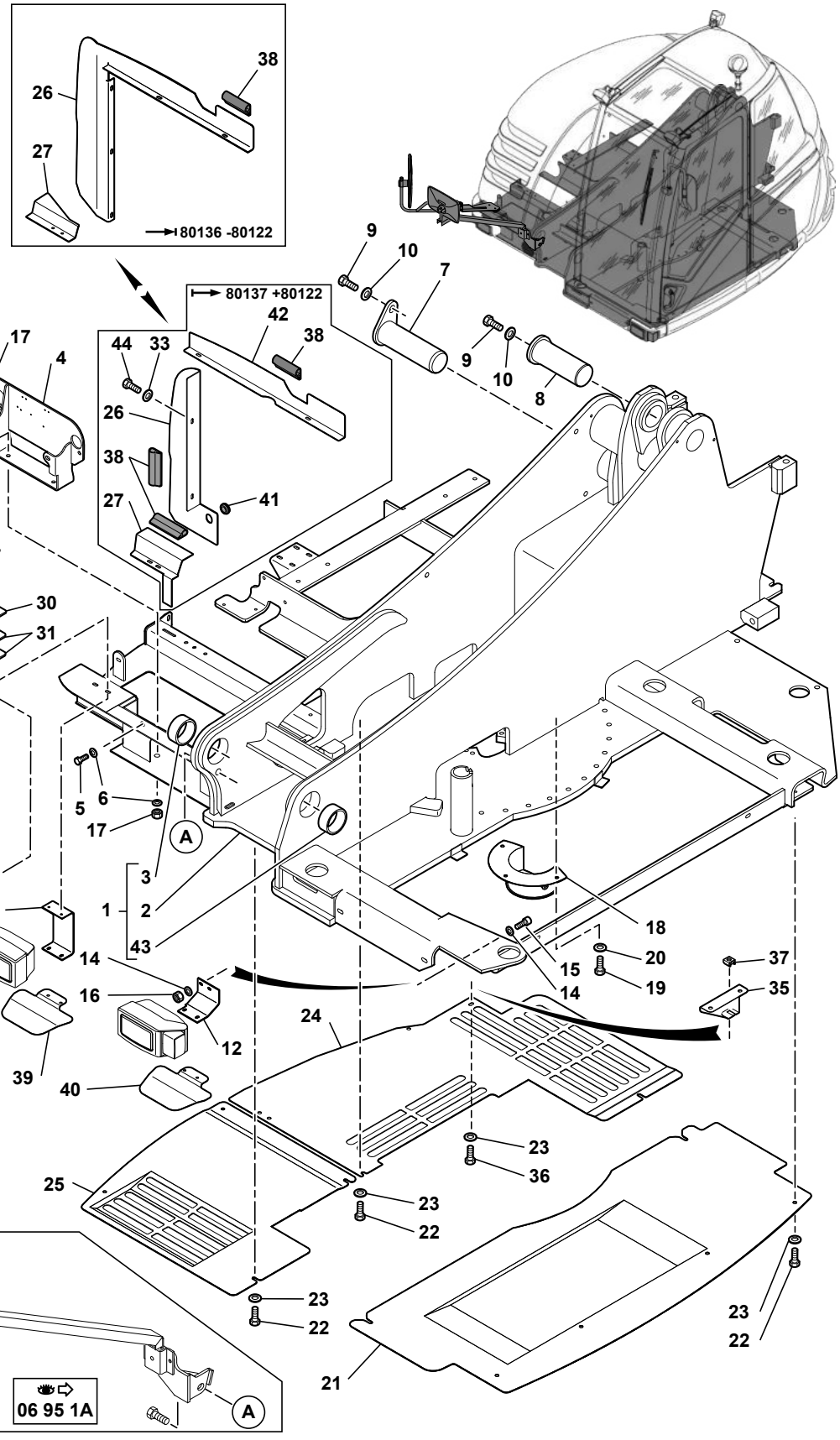

TOURELLE
TOWER
TURM

→| 80203 -80197

41	5140435		⊢→ 80137 +80122	1	PASSE- FILS	GROMMET	GUMMITUELLE
42	3610361		⊢→ 80137 +80122	1	TOLE ANTIRECYCLAGE	SHIELD	SCHUTZBLECH
43	3870353	1	→| 80169 +80172	1	BAGUE	BUSH	BUCHSE
43	3870360	1	⊢→ 80170 -80172	1	BAGUE	BUSH	BUCHSE
44	4380031		H M6X16	2	VIS	SCREW	SCHRAUBE

TOURELLE
TOWER
TURM

→ 80204 +80197
→| 80396&84003
-80390

1	5460476
2	3831444
3	3870361
4	3831654
5	4380067
6	4490019
7	4090373
8	4090486
9	4380104
10	4460056
11	3610375 ▶
12	3610339 ◀
13	4380047
14	4460025
15	4290019
16	4450008
17	4410022
18	5030071
19	4380054
20	4490003
21	3610333
22	4380055
23	4460034
24	3610385
25	3610330
26	3610393
27	3610394
28	4490006
29	5320090
30	3831515
31	3250417
32	4290005
33	4490014
34	4450026
35	3590292
36	4380052
37	4450044
38	5600153
39	3610356 D-NL
40	3610357 D-NL
41	5140435
42	3610361
43	3870360
44	4380031
45	5600069

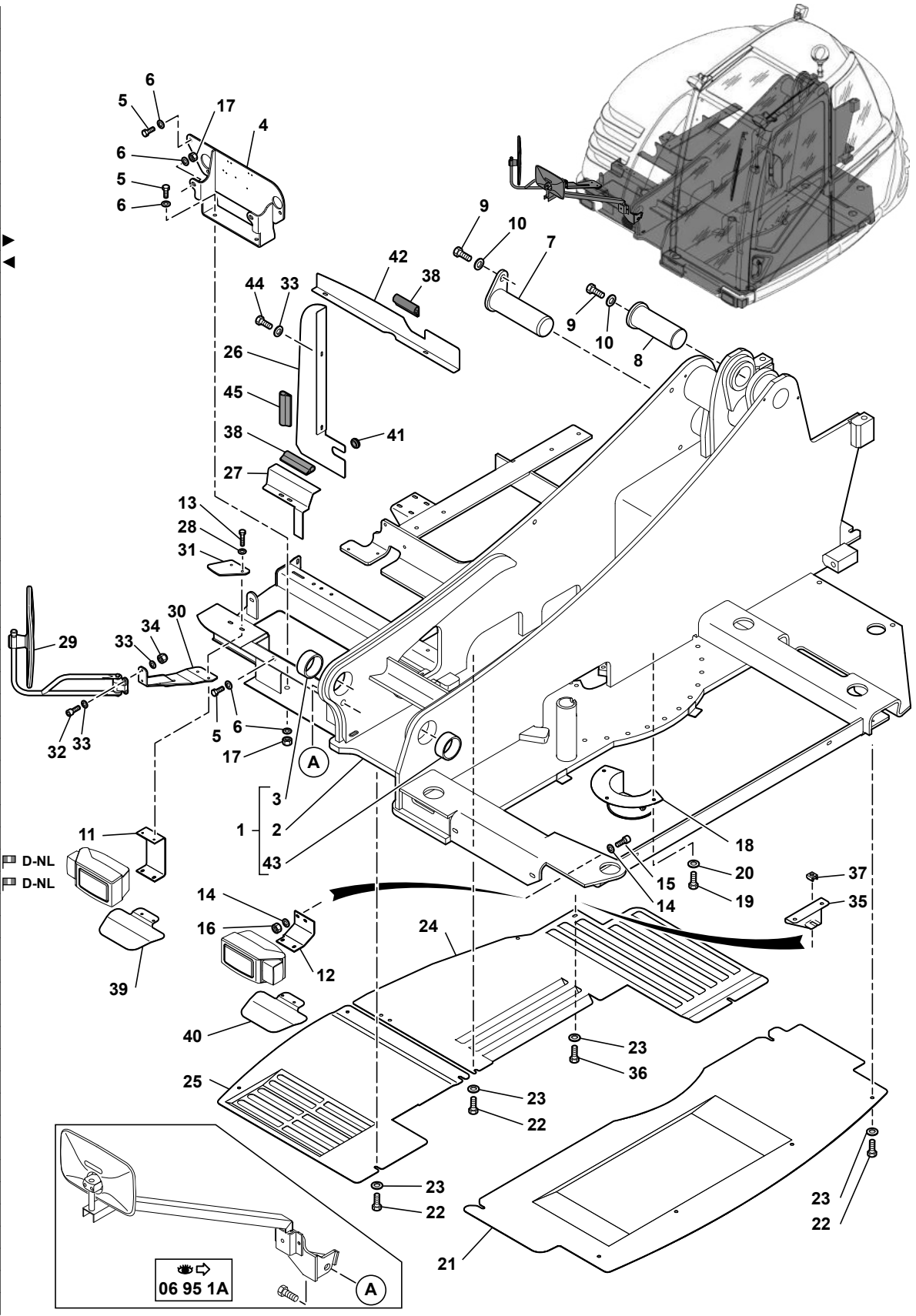

714MW_5400703_62_10_1B.eps

TOURELLE
TOWER
TURM

→ 80204 +80197
→| 80396&84003
-80390

1	5460476			1	ENSEMBLE TOURELLE	TOWER ASSEMBLY	TURM EINHEIT
2	3831444	1		1	TOURELLE	TOWER	TURM
3	3870361	1		1	BAGUE	BUSH	BUCHSE
4	3831654		3831325	1	SUPPORT	BRACKET	TRAEGER
5	4380067		H M12X25	7	VIS	SCREW	SCHRAUBE
6	4490019		CONTACT MU12	11	RONDELLE	WASHER	UNTERLEGSCHEIBE
7	4090373			1	AXE	CLEVIS PIN	BOLZEN
8	4090486			1	AXE	CLEVIS PIN	BOLZEN
9	4380104		H M20X45	2	VIS	SCREW	SCHRAUBE
10	4460056		MU20	4	RONDELLE	WASHER	UNTERLEGSCHEIBE
11	3610375	▶		1	SUPPORT	BRACKET	TRAEGER
12	3610339	◀		1	SUPPORT	BRACKET	TRAEGER
13	4380047		H M8X40	2	VIS	SCREW	SCHRAUBE
14	4460025		MU8	4	RONDELLE	WASHER	UNTERLEGSCHEIBE
15	4290019		CHC M8X30	2	VIS	SCREW	SCHRAUBE
16	4450008		NYLSTOP M8	2	ECROU	NUT	MUTTER
17	4410022		H M12	4	ECROU	NUT	MUTTER
18	5030071			1	CARTER	SUMP	WANNE
19	4380054		H M10X20	3	VIS	SCREW	SCHRAUBE
20	4490003		CONTACT MU10	3	RONDELLE	WASHER	UNTERLEGSCHEIBE
21	3610333			1	TOLE	SHIELD	SCHUTZBLECH
22	4380055		H M10X30	12	VIS	SCREW	SCHRAUBE
23	4460034		MU10	13	RONDELLE	WASHER	UNTERLEGSCHEIBE
24	3610385		3610331	1	TOLE	SHIELD	SCHUTZBLECH
25	3610330			1	TOLE	SHIELD	SCHUTZBLECH
26	3610393		3610362	1	TOLE ANTIRECYCLAGE	SHIELD	SCHUTZBLECH
27	3610394		3610363	1	TOLE ANTIRECYCLAGE	SHIELD	SCHUTZBLECH
28	4490006		CONTACT MU8	2	RONDELLE	WASHER	UNTERLEGSCHEIBE
29	5320090			1	RETROVISEUR	MIRROR	SPIEGEL
30	3831515			1	SUPPORT	BRACKET	TRAEGER
31	3250417			1	PLAQUE	PLATE	PLATTE
32	4290005		CHC M6X25	2	VIS	SCREW	SCHRAUBE
33	4490014		CONTACT MU6	6	RONDELLE	WASHER	UNTERLEGSCHEIBE
34	4450026		NYLSTOP M6	2	ECROU	NUT	MUTTER
35	3590292			1	SUPPORT	BRACKET	TRAEGER
36	4380052		H M10X25	1	VIS	SCREW	SCHRAUBE
37	4450044		M10	1	ECROU EN CAGE	CAGE NUT	KAFFIG MUTTER
38	5600153			SB	JOINT	SEAL	DICHTRING
39	3610356		D-NL	1	BAVETTE DROITE	RIGTH MUD FLAP	SCMUTZFANGER RECHT
40	3610357		D-NL	1	BAVETTE GAUCHE	LEFT MUD FLAP	SCHMUTZFANGER LINKS
41	5140435			1	PASSE- FILS	GROMMET	GUMMITUELLE
42	3610361			1	TOLE ANTIRECYCLAGE	SHIELD	SCHUTZBLECH
43	3870360	1		1	BAGUE	BUSH	BUCHSE
44	4380031		H M6X16	2	VIS	SCREW	SCHRAUBE

TOURELLE
TOWER
TURM

→ 80204 +80197
→| 80396&84003
-80390

1	5460476
2	3831444
3	3870361
4	3831654
5	4380067
6	4490019
7	4090373
8	4090486
9	4380104
10	4460056
11	3610375 ▶
12	3610339 ◀
13	4380047
14	4460025
15	4290019
16	4450008
17	4410022
18	5030071
19	4380054
20	4490003
21	3610333
22	4380055
23	4460034
24	3610385
25	3610330
26	3610393
27	3610394
28	4490006
29	5320090
30	3831515
31	3250417
32	4290005
33	4490014
34	4450026
35	3590292
36	4380052
37	4450044
38	5600153
39	3610356 D-NL
40	3610357 D-NL
41	5140435
42	3610361
43	3870360
44	4380031
45	5600069

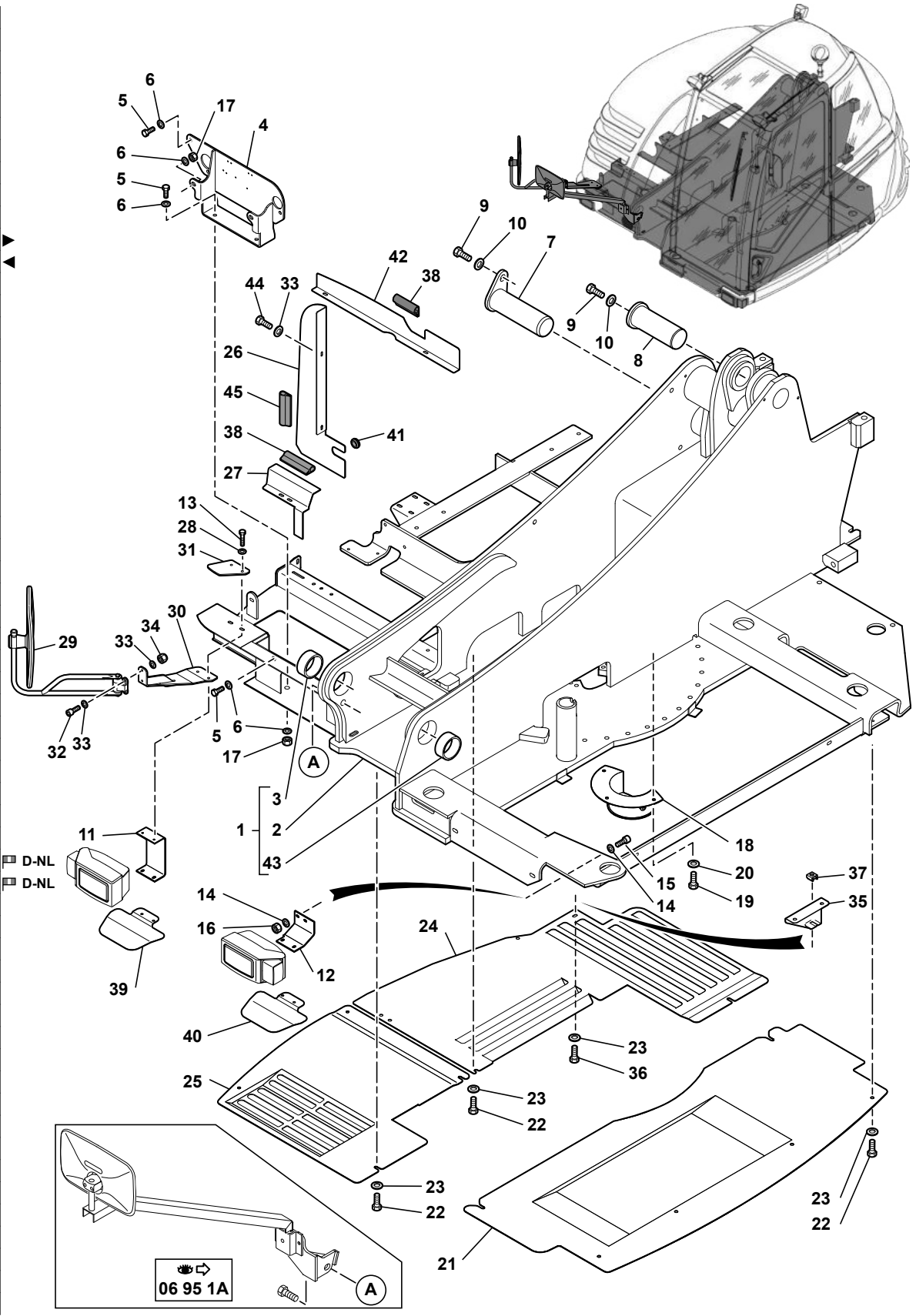

714MW_5400703_62_10_1B.eps

TOURELLE
TOWER
TURM

→ 80204 +80197
⟶| 80396&84003
-80390

45	5600069	●○ 5600153	SB	JOINT	SEAL	DICHTRING

TOURELLE
TOWER
TURM

→ 80397&84004
+80390

1	5460512
2	3831800
3	3870361
4	3831654
5	4380067
6	4490019
7	4090373
8	4090486
9	4380104
10	4460056
11	3610375 ▶
12	3610339 ◀
13	4380047
14	4460025
15	4290019
16	4450008
17	4410022
18	5030071
19	4380054
20	4490003
21	3610333
22	4380055
23	4460034
24	3610429
25	3610428
26	3610393
27	3610394
28	4490006
29	5320090
30	3831515
31	3250417
32	4290005
33	4490014
34	4450026
35	3590292
36	4380052
37	4450044
38	5600153
39	3610356 D-NL-PL
40	3610357 D-NL-PL
41	5140435
42	3610361
43	3870360
44	4380031
45	5600069
46	5041000 → 80469
47	4240028
48	4410016
49	K7032046
50	5400747

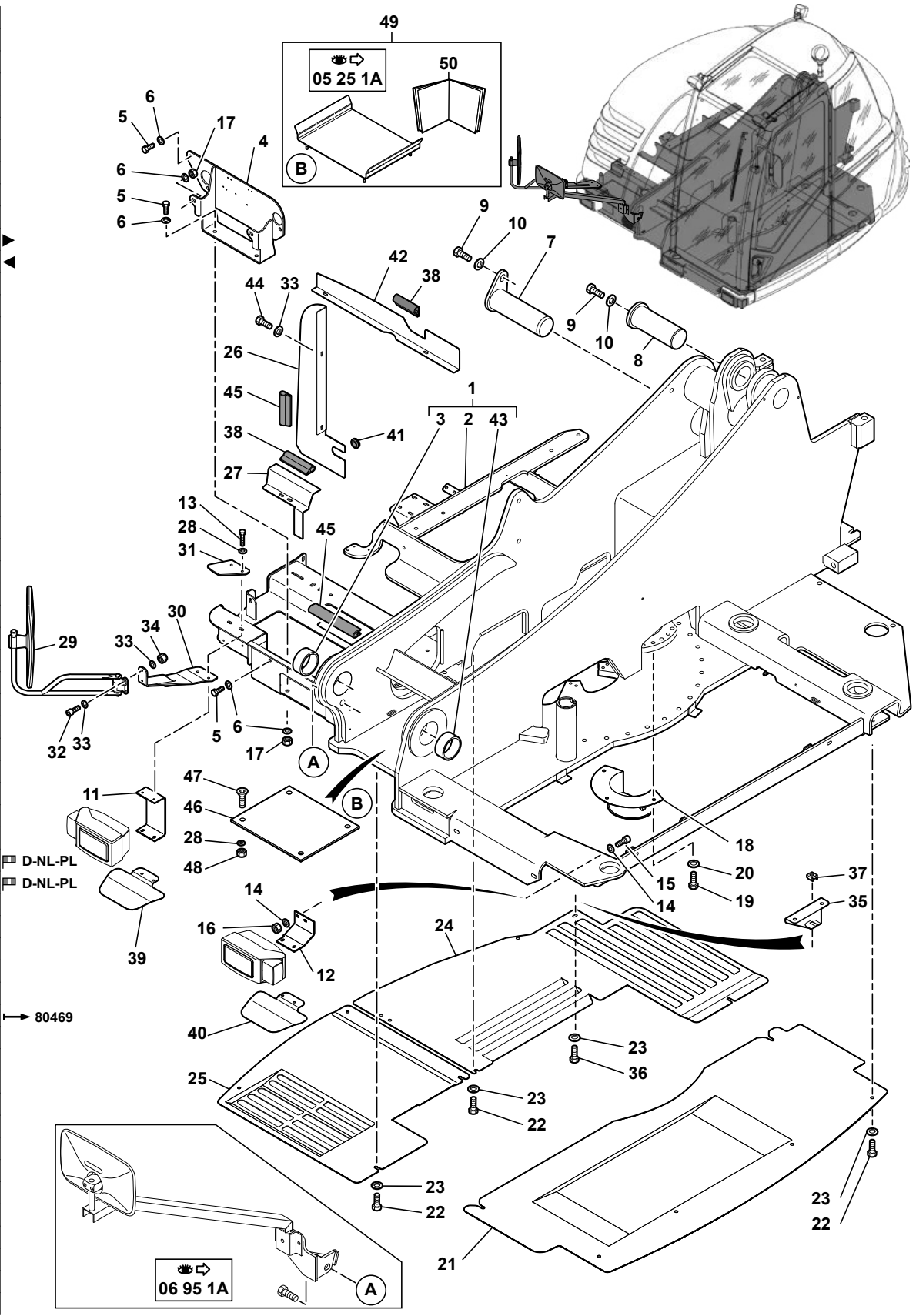

714MW_5400703_62_10_1C.eps

TOURELLE
TOWER
OBERWAGEN

→ 80397&84004
+80390

1	5460512			1	ENSEMBLE TOURELLE	TOWER ASSEMBLY	OBERWAGEN EINHEIT
2	3831800	1		1	TOURELLE	TOWER	OBERWAGEN
3	3870361	1		1	BAGUE	BUSH	BUCHSE
4	3831654			1	SUPPORT	BRACKET	TRAEGER
5	4380067		H M12X25	7	VIS	SCREW	SCHRAUBE
6	4490019		CONTACT MU12	11	RONDELLE	WASHER	UNTERLEGSCHEIBE
7	4090373			1	AXE	CLEVIS PIN	BOLZEN
8	4090486			1	AXE	CLEVIS PIN	BOLZEN
9	4380104		H M20X45	2	VIS	SCREW	SCHRAUBE
10	4460056		MU20	4	RONDELLE	WASHER	UNTERLEGSCHEIBE
11	3610375	▶		1	SUPPORT	BRACKET	TRAEGER
12	3610339	◀		1	SUPPORT	BRACKET	TRAEGER
13	4380047		H M8X40	2	VIS	SCREW	SCHRAUBE
14	4460025		MU8	4	RONDELLE	WASHER	UNTERLEGSCHEIBE
15	4290019		CHC M8X30	2	VIS	SCREW	SCHRAUBE
16	4450008		NYLSTOP M8	2	ECROU	NUT	MUTTER
17	4410022		H M12	4	ECROU	NUT	MUTTER
18	5030071			1	CARTER	SUMP	WANNE
19	4380054		H M10X20	3	VIS	SCREW	SCHRAUBE
20	4490003		CONTACT MU10	3	RONDELLE	WASHER	UNTERLEGSCHEIBE
21	3610333			1	TOLE	SHIELD	SCHUTZBLECH
22	4380055		H M10X30	12	VIS	SCREW	SCHRAUBE
23	4460034		MU10	13	RONDELLE	WASHER	UNTERLEGSCHEIBE
24	3610429			1	TOLE	SHIELD	SCHUTZBLECH
25	3610428			1	TOLE	SHIELD	SCHUTZBLECH
26	3610393			1	TOLE ANTIRECYCLAGE	SHIELD	SCHUTZBLECH
27	3610394			1	TOLE ANTIRECYCLAGE	SHIELD	SCHUTZBLECH
28	4490006		CONTACT MU8	6	RONDELLE	WASHER	UNTERLEGSCHEIBE
29	5320090			1	RETROVISEUR	MIRROR	SPIEGEL
30	3831515			1	SUPPORT	BRACKET	TRAEGER
31	3250417			1	PLAQUE	PLATE	PLATTE
32	4290005		CHC M6X25	2	VIS	SCREW	SCHRAUBE
33	4490014		CONTACT MU6	6	RONDELLE	WASHER	UNTERLEGSCHEIBE
34	4450026		NYLSTOP M6	2	ECROU	NUT	MUTTER
35	3590292			1	SUPPORT	BRACKET	TRAEGER
36	4380052		H M10X25	1	VIS	SCREW	SCHRAUBE
37	4450044		M10	1	ECROU EN CAGE	CAGE NUT	KAFFIG MUTTER
38	5600153			SB	JOINT	SEAL	DICHTRING
* 39	3610356	⚑	D-NL-PL	1	BAVETTE DROITE	RIGTH MUD FLAP	SCMUTZFANGER RECHT
* 40	3610357	⚑	D-NL-PL	1	BAVETTE GAUCHE	LEFT MUD FLAP	SCHMUTZFANGER LINKS
41	5140435			1	PASSE- FILS	GROMMET	GUMMITUELLE
42	3610361			1	TOLE ANTIRECYCLAGE	SHIELD	SCHUTZBLECH
43	3870360	1		1	BAGUE	BUSH	BUCHSE
44	4380031		H M6X16	2	VIS	SCREW	SCHRAUBE

TOURELLE
TOWER
TURM

→ 80397&84004
+80390

1	5460512
2	3831800
3	3870361
4	3831654
5	4380067
6	4490019
7	4090373
8	4090486
9	4380104
10	4460056
11	3610375 ▶
12	3610339 ◀
13	4380047
14	4460025
15	4290019
16	4450008
17	4410022
18	5030071
19	4380054
20	4490003
21	3610333
22	4380055
23	4460034
24	3610429
25	3610428
26	3610393
27	3610394
28	4490006
29	5320090
30	3831515
31	3250417
32	4290005
33	4490014
34	4450026
35	3590292
36	4380052
37	4450044
38	5600153
39	3610356 D-NL-PL
40	3610357 D-NL-PL
41	5140435
42	3610361
43	3870360
44	4380031
45	5600069
46	5041000 → 80469
47	4240028
48	4410016
49	K7032046
50	5400747

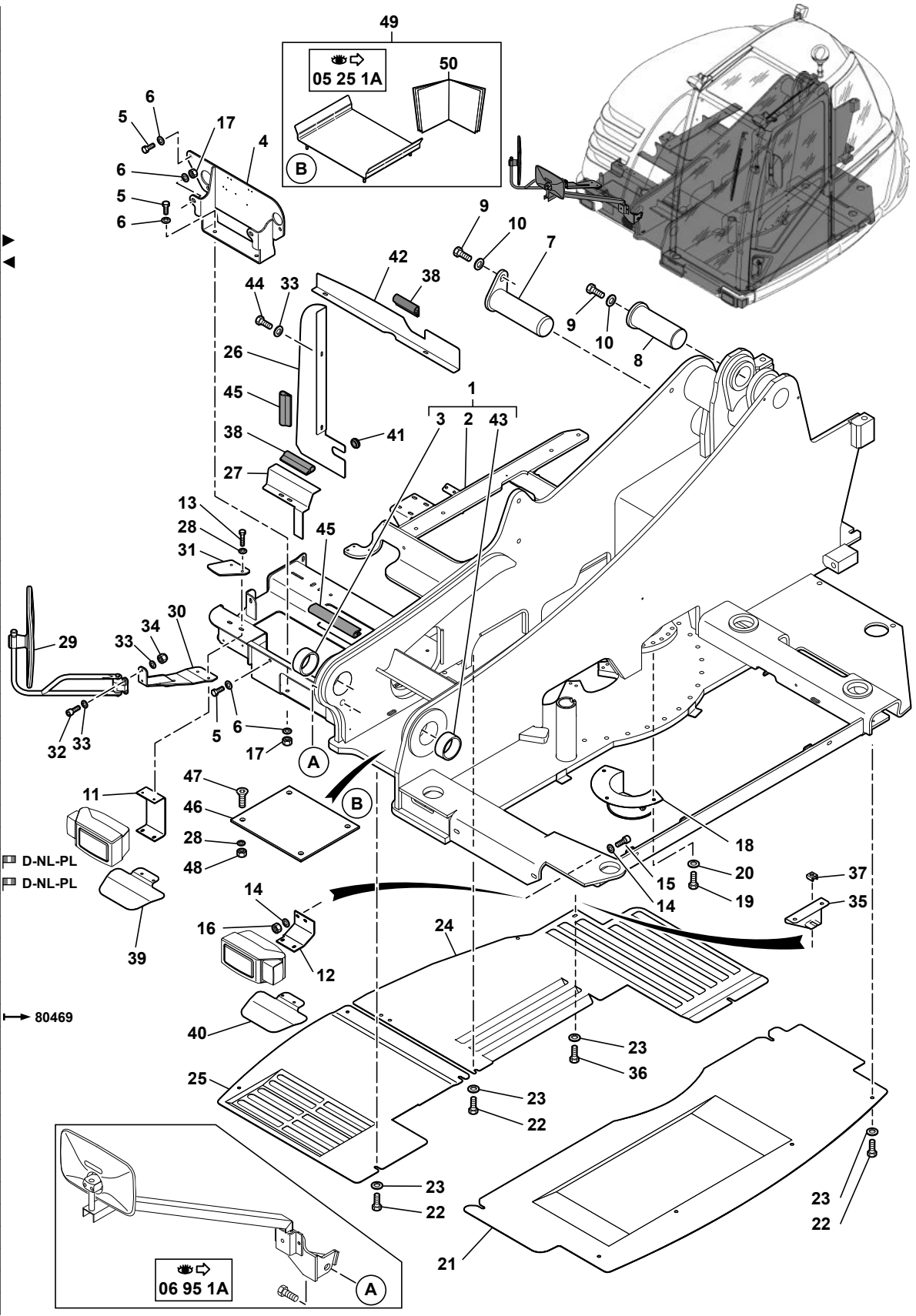

714MW_5400703_62_10_1C.eps

TOURELLE
TOWER
OBERWAGEN

→ 80397&84004
+80390

45	5600069			SB	JOINT	SEAL	DICHTRING
46	5041000			1	PLAQUE	PLATE	PLATTE
47	4240028		FHC M8X45	4	VIS	SCREW	SCHRAUBE
48	4410016		H M8	4	ECROU	NUT	MUTTER
49	K7032046		05 25 1A	PM	KIT : PROTECTION FLEXIBLES	KIT: HOSES PROTECTION	BAUSAZT : SCHUTZ SCHLAUCHE
50	5400747	49		1	PLAN DE MONTAGE	MOUNTING DRAWING	MONTAGE ZEICHNUNG

CONTREPOIDS
COUNTER WEIGHT
GEGENGEWICHT

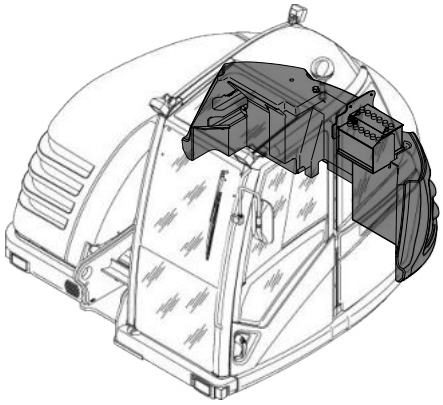

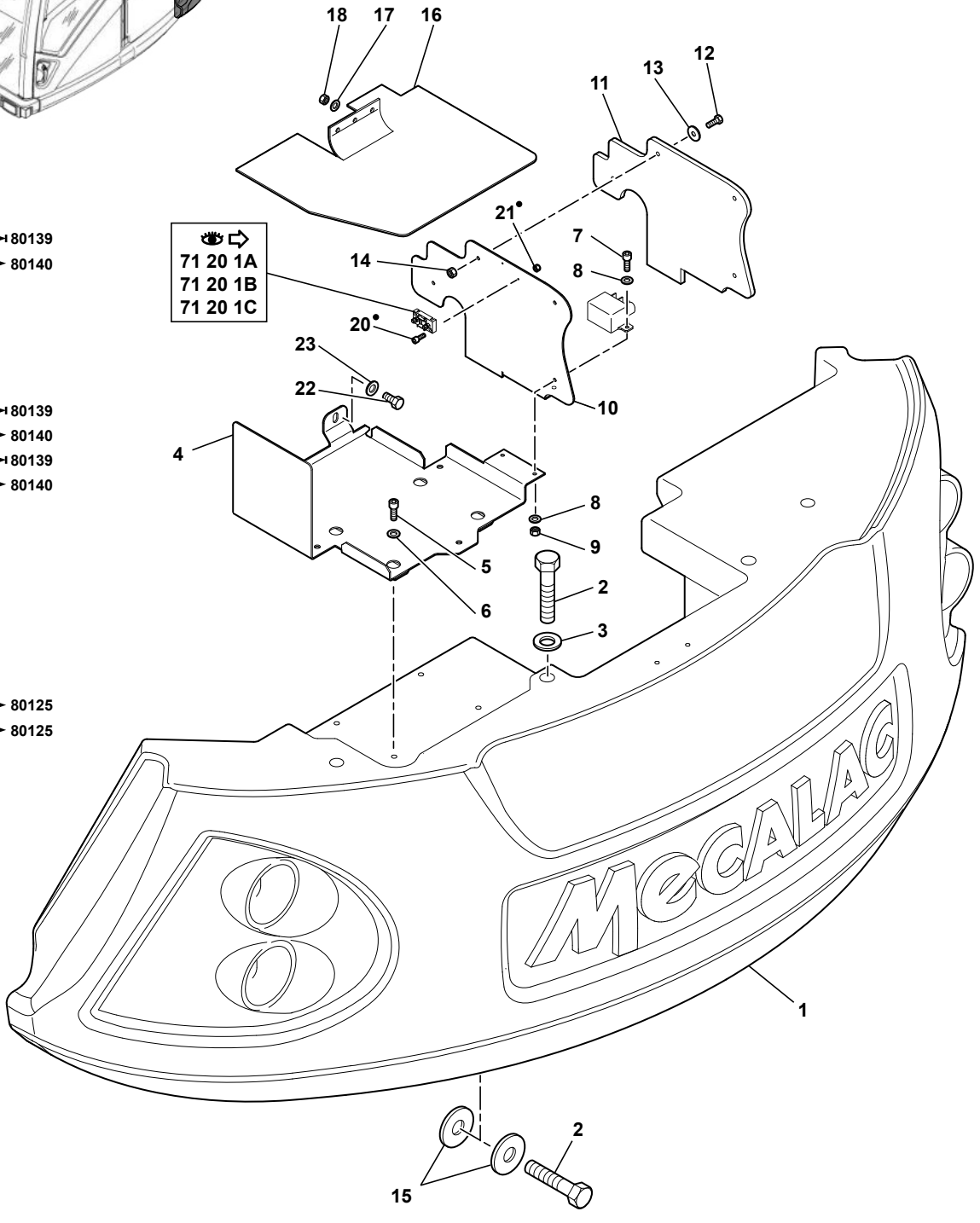

1	2400112	
2	4370116	
3	4460112	
4	3831324	→ 80139
	3831433	→ 80140
5	4290040	
6	4490002	
7	4290007	
8	4490014	
9	4410013	
10	3610346	→ 80139
	3610367	→ 80140
11	5040908	→ 80139
	5040920	→ 80140
12	4380031	
13	4460029	
14	4450026	
15	4460117	
16	4880011	
17	4460026	
18	4410016	
19	7032005	
20	4290186	→ 80125
21	4450113	→ 80125
22	4380054	
23	4490003	

714MW_5400703_62_20_1A.eps

CONTREPOIDS
COUNTER WEIGHT
GEGENGEWICHT

1	2400112		2400104	1	CONTREPOIDS	COUNTER WEIGHT	GEGENGEWICHT
2	4370116		H M24X140	4	VIS	SCREW	SCHRAUBE
3	4460112		MU24	2	RONDELLE	WASHER	UNTERLEGSCHEIBE
4	3831324		80139	1	SUPPORT	BRACKET	TRAEGER
4	3831433		80140	1	SUPPORT	BRACKET	TRAEGER
5	4290040		CHC M12X30	4	VIS	SCREW	SCHRAUBE
6	4490002		M12	4	RONDELLE	WASHER	UNTERLEGSCHEIBE
7	4290007		CHC M6X20	2	VIS	SCREW	SCHRAUBE
8	4490014		CONTACT MU6	4	RONDELLE	WASHER	UNTERLEGSCHEIBE
9	4410013		H M6	2	ECROU	NUT	MUTTER
10	3610346		80139	1	TOLE	SHIELD	SCHUTZBLECH
10	3610367		80140	1	TOLE	SHIELD	SCHUTZBLECH
11	5040908		80139	1	PLAQUE ISOLANTE	INSULATING PLATE	DAEMMPLATTE
11	5040920		80140	1	PLAQUE ISOLANTE	INSULATING PLATE	DAEMMPLATTE
12	4380031		H M6X16	4	VIS	SCREW	SCHRAUBE
13	4460029		LLN8	4	RONDELLE	WASHER	UNTERLEGSCHEIBE
14	4450026		NYLSTOP M6	4	ECROU	NUT	MUTTER
15	4460117		L24	4	RONDELLE	WASHER	UNTERLEGSCHEIBE
16	4880011			1	PROTECTEUR	PROTECTOR	SCHUTZ
17	4460026		LU8	3	RONDELLE	WASHER	UNTERLEGSCHEIBE
18	4410016		H M8	3	ECROU	NUT	MUTTER
19	7032005			PM	KIT ALIMENTATION	KIT FEED	BAUSATZ ZUFUHRUNG
20	4290186	19	CHC M3X16	2	VIS	SCREW	SCHRAUBE
20			80125				
21	4450113	19	Nylstop bas M3	2	ECROU	NUT	MUTTER
21			80125				
22	4380054		H M10X20	2	VIS	SCREW	SCHRAUBE
23	4490003		CONTACT MU10	2	RONDELLE	WASHER	UNTERLEGSCHEIBE

CAPOTAGE MOTEUR
ENGINE COVERAGE
MOTORHAUBE

→I 80396&84003
-80390

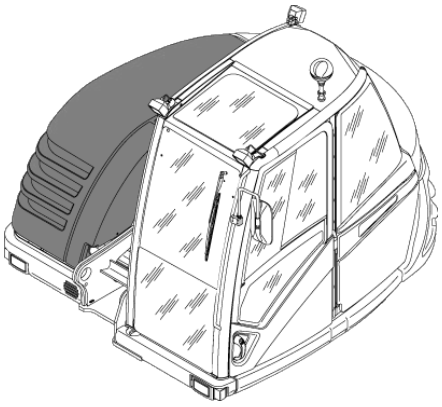

A		
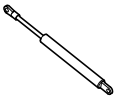	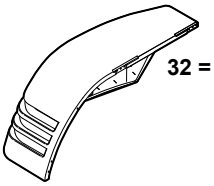	32 = AVITAS ⇶ 19 + 31
		32 = COMITECH ⇶ 19 + 19
		28 ⇶ 19 + 19

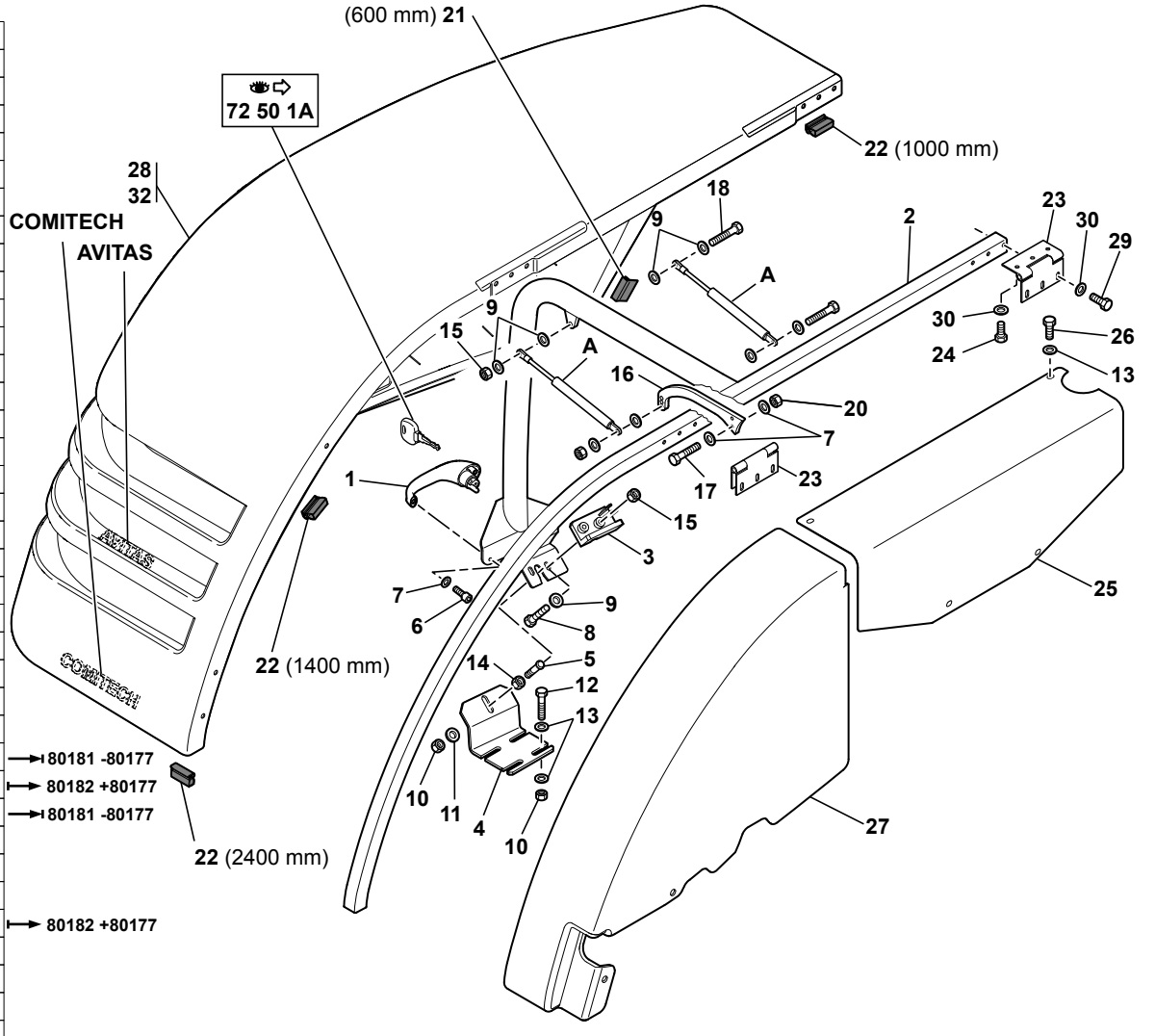

1	5270199	
2	3831371	
3	6200071	
4	6200124	
5	6200094	
6	4290005	
7	4460018	
8	4380047	
9	4460025	
10	4450015	
11	4460035	
12	4380060	
13	4460034	
14	4420020	
15	4450008	
16	3420819	
17	4380034	
18	4380048	
19	4820020	
20	4410013	
21	5600142	
22	5600158	
23	4660057	
24	4380043	
25	3610332	
26	4380055	
27	5380749	→I 80181 -80177
	5380812	I→ 80182 +80177
28	5380747	→I 80181 -80177
29	4380044	
30	4490023	
31	4820011	
32	5380828	I→ 80182 +80177

714MW_5400703_62_30_1A.eps

CAPOTAGE MOTEUR
ENGINE COVERAGE
MOTORHAUBE

→| 80396&84003
-80390

	1	5270199		1	POIGNEE	HANDLE	HANDGRIFF
	2	3831371		1	ARCEAU	CORD	BUGEL
	3	6200071		1	SERRURE	LOCK	SCHLOSS
	4	6200124		1	SUPPORT	BRACKET	TRAEGER
	5	6200094		1	GACHE	TRIGGER	DRUECKER
	6	4290005	CHC M6X25	2	VIS	SCREW	SCHRAUBE
	7	4460018	MU6	4	RONDELLE	WASHER	UNTERLEGSCHEIBE
	8	4380047	H M8X40	2	VIS	SCREW	SCHRAUBE
	9	4460025	MU8	10	RONDELLE	WASHER	UNTERLEGSCHEIBE
	10	4450015	NYLSTOP M10	5	ECROU	NUT	MUTTER
	11	4460035	LU10	1	RONDELLE	WASHER	UNTERLEGSCHEIBE
	12	4380060	H M10X35	4	VIS	SCREW	SCHRAUBE
	13	4460034	MU10	10	RONDELLE	WASHER	UNTERLEGSCHEIBE
	14	4420020	Hm M10	1	ECROU	NUT	MUTTER
	15	4450008	NYLSTOP M8	4	ECROU	NUT	MUTTER
	16	3420819		1	PATTE D'ATTACHE	FASTENING LUGS	BEFESTIGUNGSCHLAUFEN
	17	4380034	H M6X30	2	VIS	SCREW	SCHRAUBE
	18	4380048	H M8X45	2	VIS	SCREW	SCHRAUBE
*	19	4820020		1	VERIN PNEUMATIQUE	PNEUMATIC CYLINDER	LUFTZYLINDER
	20	4410013	H M6	2	ECROU	NUT	MUTTER
	21	5600142	⟷ 600 mm	SB	JOINT	SEAL	DICHTRING
	22	5600158	⟷ 4800 mm	SB	JOINT	SEAL	DICHTRING
	23	4660057		2	CHARNIERE	HINGE	SCHARNIER
	24	4380043	H M8X20	6	VIS	SCREW	SCHRAUBE
	25	3610332		1	TOLE	SHIELD	SCHUTZBLECH
	26	4380055	H M10X30	2	VIS	SCREW	SCHRAUBE
	27	5380749	→| 80181 -80177	1	CAPOT	HOOD	HAUBE
	27	5380812	|→ 80182 +80177	1	CAPOT	HOOD	HAUBE
	28	5380747	→| 80181 -80177	1	CAPOT MOTEUR	ENGINE COVER	MOTORHAUBE
	29	4380044	H M8X25	6	VIS	SCREW	SCHRAUBE
	30	4490023	CONTACT LU8	12	RONDELLE	WASHER	UNTERLEGSCHEIBE
*	31	4820011		1	VERIN PNEUMATIQUE	PNEUMATIC CYLINDER	LUFTZYLINDER
*	32	5380828	●○ 5380811	1	CAPOT MOTEUR	ENGINE COVER	MOTORHAUBE
*	32			→ 80182 +80177			

CAPOTAGE MOTEUR
ENGINE COVERAGE
MOTORHAUBE

⟼ 80397&84004
+80390

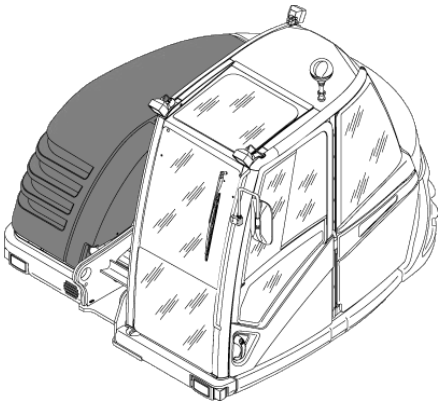

A		
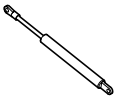	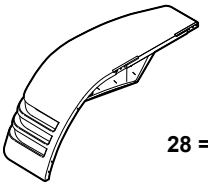	28 = AVITAS ⇶ 19 + 31
		28 = COMITECH ⇶ 19 + 19

1	5270199
2	3831371
3	6200071
4	6200124
5	6200094
6	4290005
7	4460018
8	4380047
9	4460025
10	4450015
11	4460035
12	4380060
13	4460034
14	4420020
15	4450008
16	3420855
17	4380046
18	4380048
19	4820020
20	4410016
21	5600142
22	5600158
23	4660057
24	4380043
25	3610332
26	4380055
27	5380825
28	5380828
29	4380044
30	4490023
31	4820011

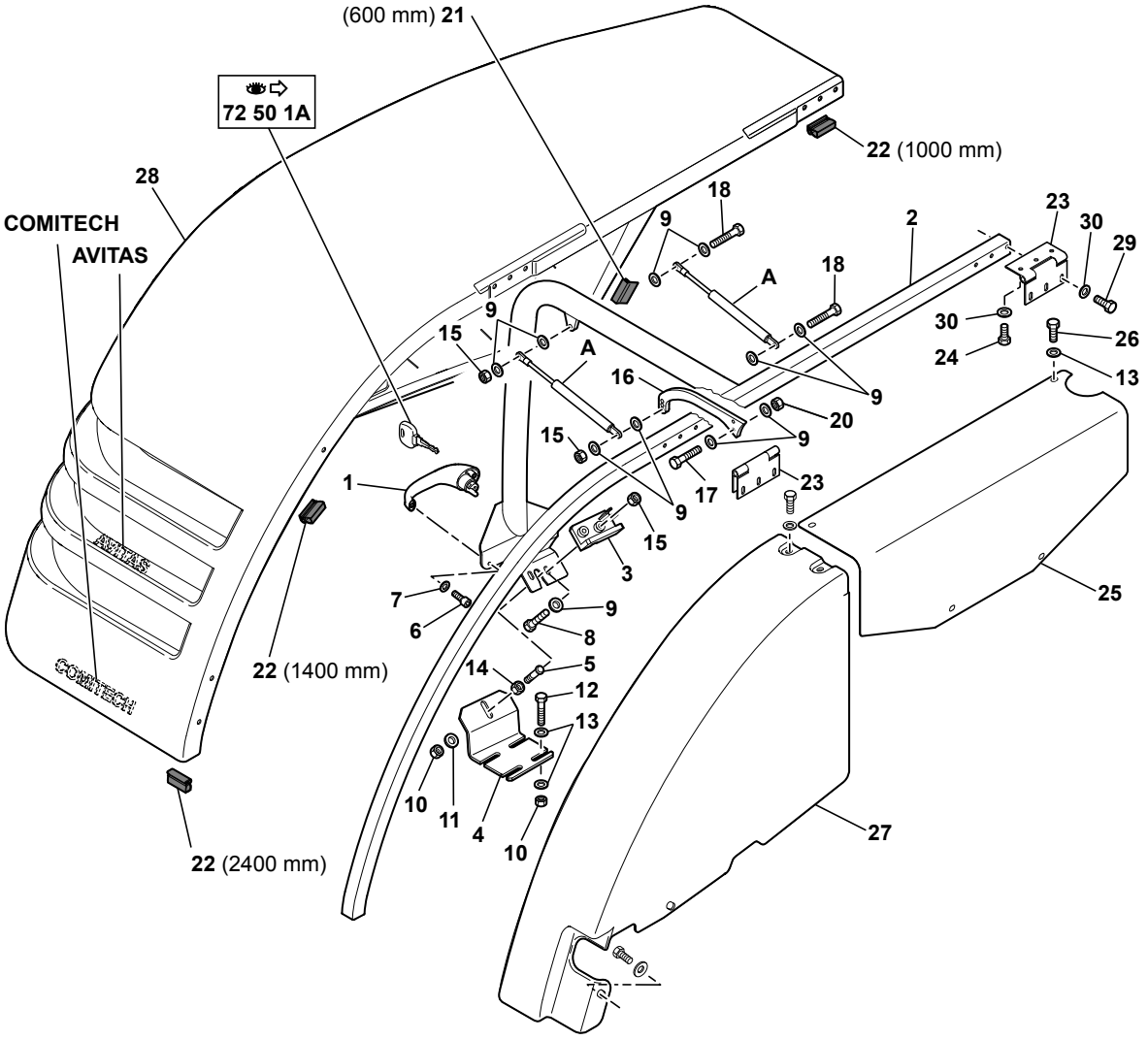

714MW_5400703_62_30_1B.eps

CAPOTAGE MOTEUR
ENGINE COVERAGE
MOTORHAUBE

⟼ 80397&84004
+80390

1	5270199		1	POIGNEE	HANDLE	HANDGRIFF
2	3831371		1	ARCEAU	CORD	BUGEL
3	6200071		1	SERRURE	LOCK	SCHLOSS
4	6200124		1	SUPPORT	BRACKET	TRAEGER
5	6200094		1	GACHE	TRIGGER	DRUECKER
6	4290005	CHC M6X25	2	VIS	SCREW	SCHRAUBE
7	4460018	MU6	2	RONDELLE	WASHER	UNTERLEGSCHEIBE
8	4380047	H M8X40	2	VIS	SCREW	SCHRAUBE
9	4460025	MU8	12	RONDELLE	WASHER	UNTERLEGSCHEIBE
10	4450015	NYLSTOP M10	5	ECROU	NUT	MUTTER
11	4460035	LU10	1	RONDELLE	WASHER	UNTERLEGSCHEIBE
12	4380060	H M10X35	4	VIS	SCREW	SCHRAUBE
13	4460034	MU10	10	RONDELLE	WASHER	UNTERLEGSCHEIBE
14	4420020	Hm M10	1	ECROU	NUT	MUTTER
15	4450008	NYLSTOP M8	4	ECROU	NUT	MUTTER
16	3420855		1	PATTE D'ATTACHE	FASTENING LUGS	BEFESTIGUNGSCHLAUFEN
17	4380046	H M8X35	2	VIS	SCREW	SCHRAUBE
18	4380048	H M8X45	2	VIS	SCREW	SCHRAUBE
* 19	4820020		1	VERIN PNEUMATIQUE	PNEUMATIC CYLINDER	LUFTZYLINDER
20	4410016	H M8	2	ECROU	NUT	MUTTER
21	5600142	⟷ 600 mm	SB	JOINT	SEAL	DICHTRING
22	5600158	⟷ 4800 mm	SB	JOINT	SEAL	DICHTRING
23	4660057		2	CHARNIERE	HINGE	SCHARNIER
24	4380043	H M8X20	6	VIS	SCREW	SCHRAUBE
25	3610332		1	TOLE	SHIELD	SCHUTZBLECH
26	4380055	H M10X30	2	VIS	SCREW	SCHRAUBE
27	5380825		1	CAPOT	HOOD	HAUBE
28	5380828		1	CAPOT MOTEUR	ENGINE COVER	MOTORHAUBE
29	4380044	H M8X25	6	VIS	SCREW	SCHRAUBE
30	4490023	CONTACT LU8	12	RONDELLE	WASHER	UNTERLEGSCHEIBE
* 31	4820011		1	VERIN PNEUMATIQUE	PNEUMATIC CYLINDER	LUFTZYLINDER

CAPOTAGE TOURELLE
TOWER COVERAGE
TURM HAUBE

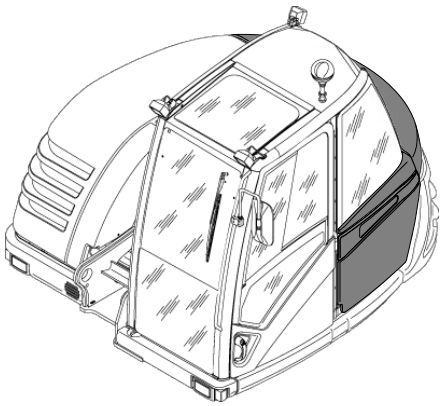

1	5270199	
2	3680141	
3	4820031	
4	3831326	80396&84003 -80390
	3831899	80397&84004 +80390
5	4380045	
6	4460025	
7	4410016	
8	5600158	
9	4460018	
10	4290007	
11	6200071	
12	6200094	
13	6200125	
14	4420020	
15	4380055	
16	4460034	
17	4380047	
18	4450008	
19	2503180	
20	2503149	
21	4660057	
22	4380043	
23	4380044	
24	6200109	
25	4490023	
26	5380748	80181 -80177
	5380813	80182 +80177
27	5380758	
28	5380786	
29	5380787	80067 80084
	5380795	80068 80085
30	4820029	
31	3360102	
32	4450026	
33	4490014	
34	4460019	
35	6200113	

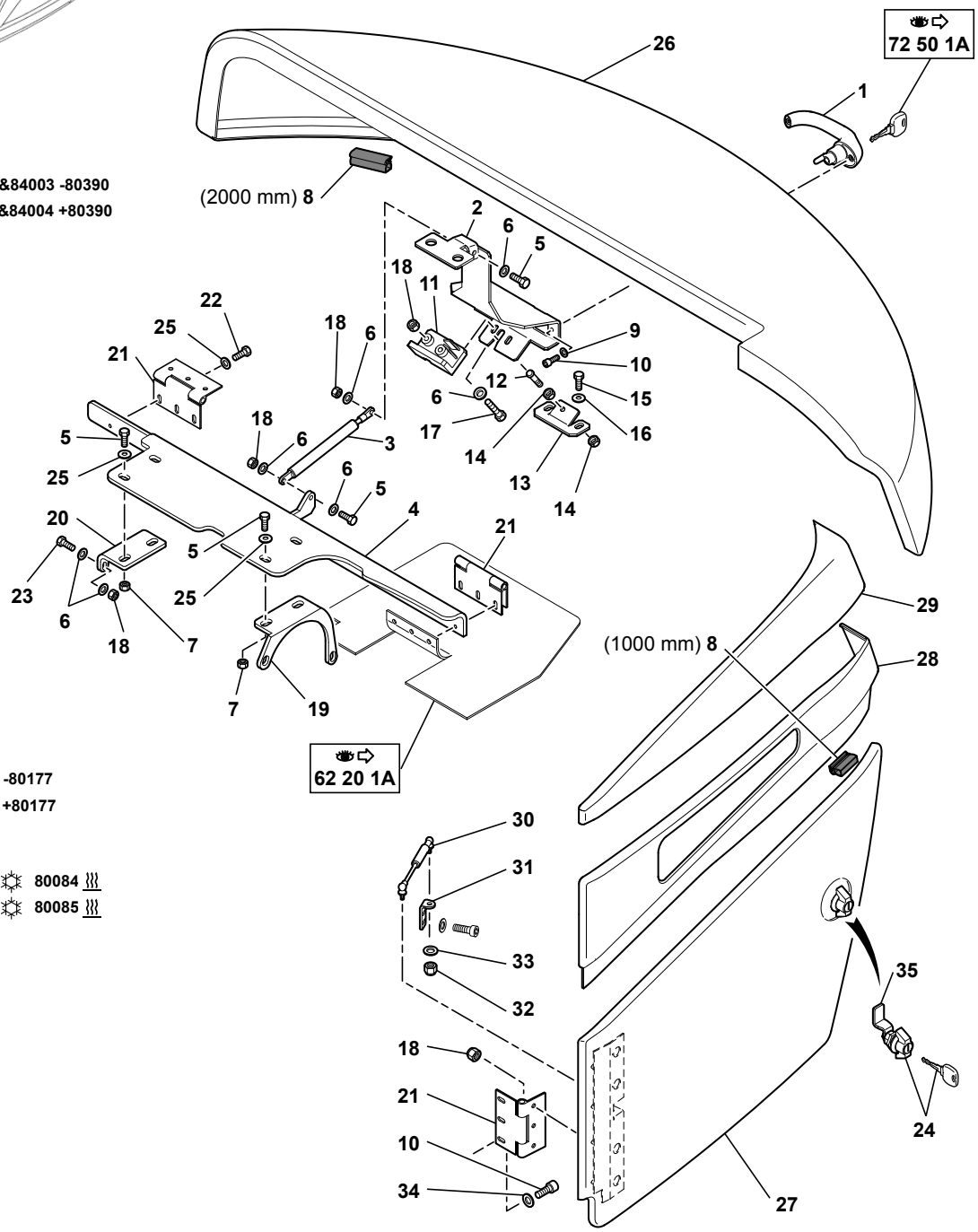

714MW_5400703_62_35_1A.eps

CAPOTAGE TOURELLE
TOWER COVERAGE
TURM HAUBE

1	5270199		1	POIGNEE	HANDLE	HANDGRIFF
2	3680141		1	TOLE	SHIELD	SCHUTZBLECH
3	4820031		1	COMPAS	CALIPER	LEHRE
4	3831326	→| 80396&84003	1	SUPPORT	BRACKET	TRAEGER
4		-80390				
4	3831899	|→ 80397&84004	1	SUPPORT	BRACKET	TRAEGER
4		+80390				
5	4380045	H M8X30	6	VIS	SCREW	SCHRAUBE
6	4460025	MU8	10	RONDELLE	WASHER	UNTERLEGSCHEIBE
7	4410016	H M8	4	ECROU	NUT	MUTTER
8	5600158	↔ 3000 mm	SB	JOINT	SEAL	DICHTRING
9	4460018	MU6	2	RONDELLE	WASHER	UNTERLEGSCHEIBE
10	4290007	CHC M6X20	8	VIS	SCREW	SCHRAUBE
11	6200071		1	SERRURE	LOCK	SCHLOSS
12	6200094		1	GACHE	TRIGGER	DRUECKER
13	6200125		1	SUPPORT	BRACKET	TRAEGER
14	4420020	Hm M10	2	ECROU	NUT	MUTTER
15	4380055	H M10X30	2	VIS	SCREW	SCHRAUBE
16	4460034	MU10	2	RONDELLE	WASHER	UNTERLEGSCHEIBE
17	4380047	H M8X40	2	VIS	SCREW	SCHRAUBE
18	4450008	NYLSTOP M8	10	ECROU	NUT	MUTTER
19	2503180		1	EQUERRE	ANGLE	WINKEL
20	2503149		1	EQUERRE	ANGLE	WINKEL
21	4660057		4	CHARNIERE	HINGE	SCHARNIER
22	4380043	H M8X20	12	VIS	SCREW	SCHRAUBE
23	4380044	H M8X25	2	VIS	SCREW	SCHRAUBE
24	6200109	●○ 6200126	1	BOUTON	KNOB	KNOPF
25	4490023	CONTACT LU8	16	RONDELLE	WASHER	UNTERLEGSCHEIBE
26	5380748	→| 80181 -80177	1	CAPOT	HOOD	HAUBE
26	5380813	|→ 80182 +80177	1	CAPOT	HOOD	HAUBE
27	5380758		1	PORTE	DOOR	TUER
28	5380786		1	CAPOT	HOOD ASS'Y	HAUBE
29	5380787	→|	1	CAPOT	HOOD ASS'Y	HAUBE
29		80067				
29		80084				
29	5380795	|→	1	CAPOT	HOOD ASS'Y	HAUBE
29		80068				
29		80085				
30	4820029		1	COMPAS	CALIPER	LEHRE
31	3360102		1	SUPPORT	BRACKET	TRAEGER
32	4450026	NYLSTOP M6	2	ECROU	NUT	MUTTER
33	4490014	CONTACT MU6	2	RONDELLE	WASHER	UNTERLEGSCHEIBE
34	4460019	LU6	6	RONDELLE	WASHER	UNTERLEGSCHEIBE
35	6200113	●○ 6200126	1	CAME	CAM	NOCKEN

INSONORISATION
SOUND REDUCTION
SCHALLDÄMMUNG

→I 80181 -80177

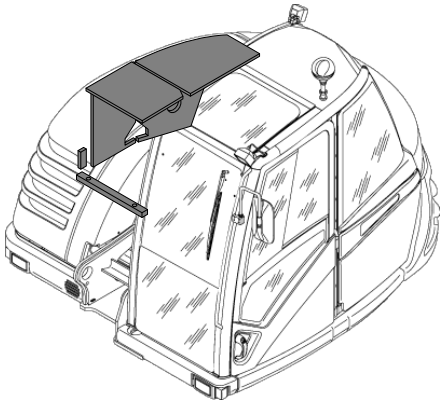

1	5040903
2	5040904
3	5040905
4	5040906
5	4690622
6	5040911
7	5040912
8	4690621

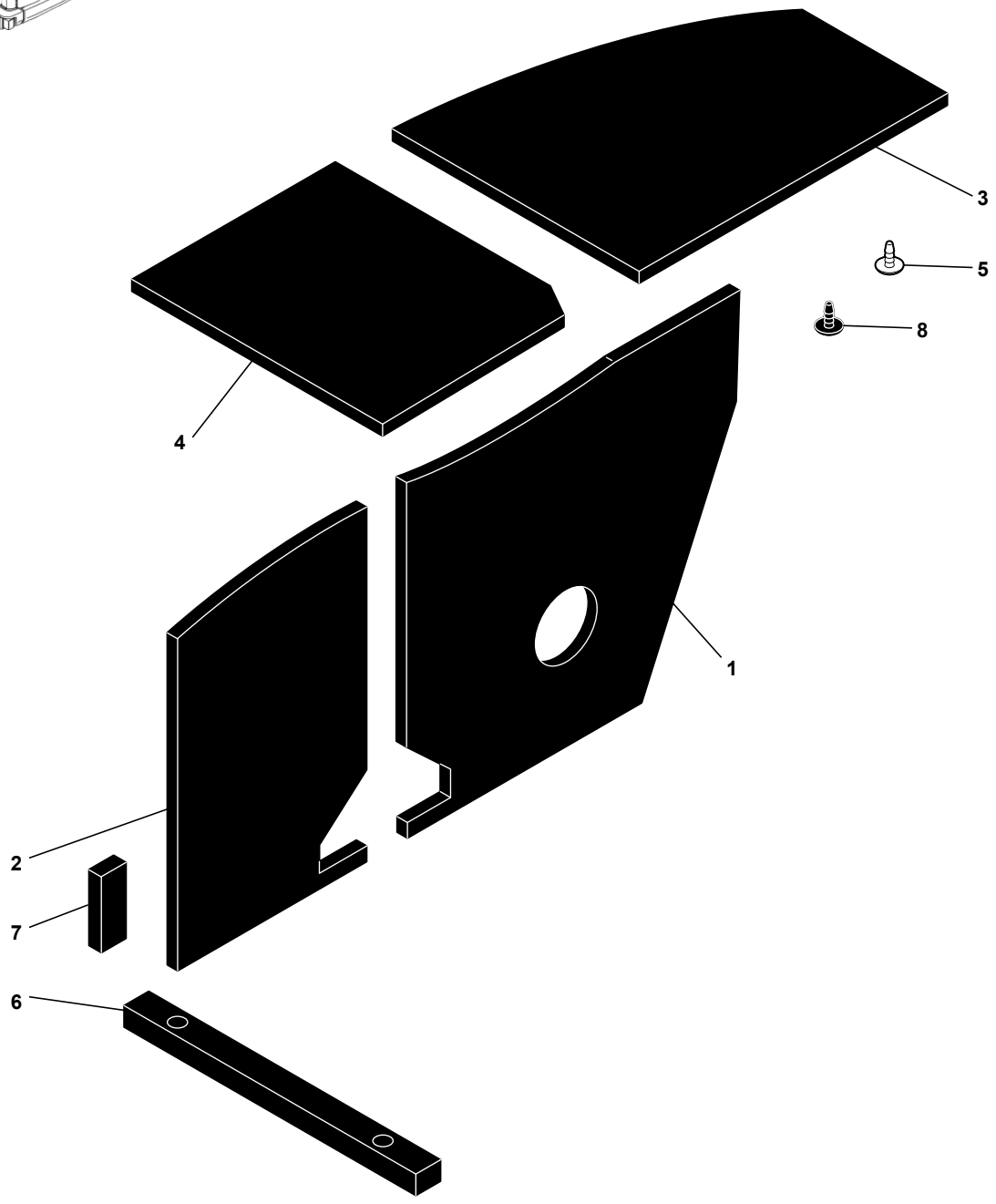

714MW_5400703_62_40_1A.eps

INSONORISATION
SOUND REDUCTION
SCHALLDAEMMUNG

→I 80181 -80177

1	5040903		1	MOUSSE	FOAM	SCHAUMSTOFF
2	5040904		1	MOUSSE	FOAM	SCHAUMSTOFF
3	5040905		1	MOUSSE	FOAM	SCHAUMSTOFF
4	5040906		1	MOUSSE	FOAM	SCHAUMSTOFF
5	4690622		33	CLIP	CLIP	KLIPP
6	5040911		1	MOUSSE	FOAM	SCHAUMSTOFF
7	5040912		1	MOUSSE	FOAM	SCHAUMSTOFF
8	4690621	Black	6	CLIP	CLIP	KLIPP

INSONORISATION
SOUND REDUCTION
SCHALLDÄMMUNG

→ 80182 +80177

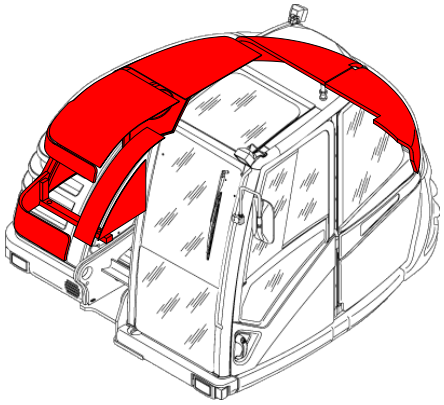

1	5040932
2	5040931
3	5040929
4	5040930
5	4690622
6	5040911
7	5040912
8	4690621
9	5040933
10	5040937
11	5040938
12	5040939
13	5040940
14	5040941
15	5040949

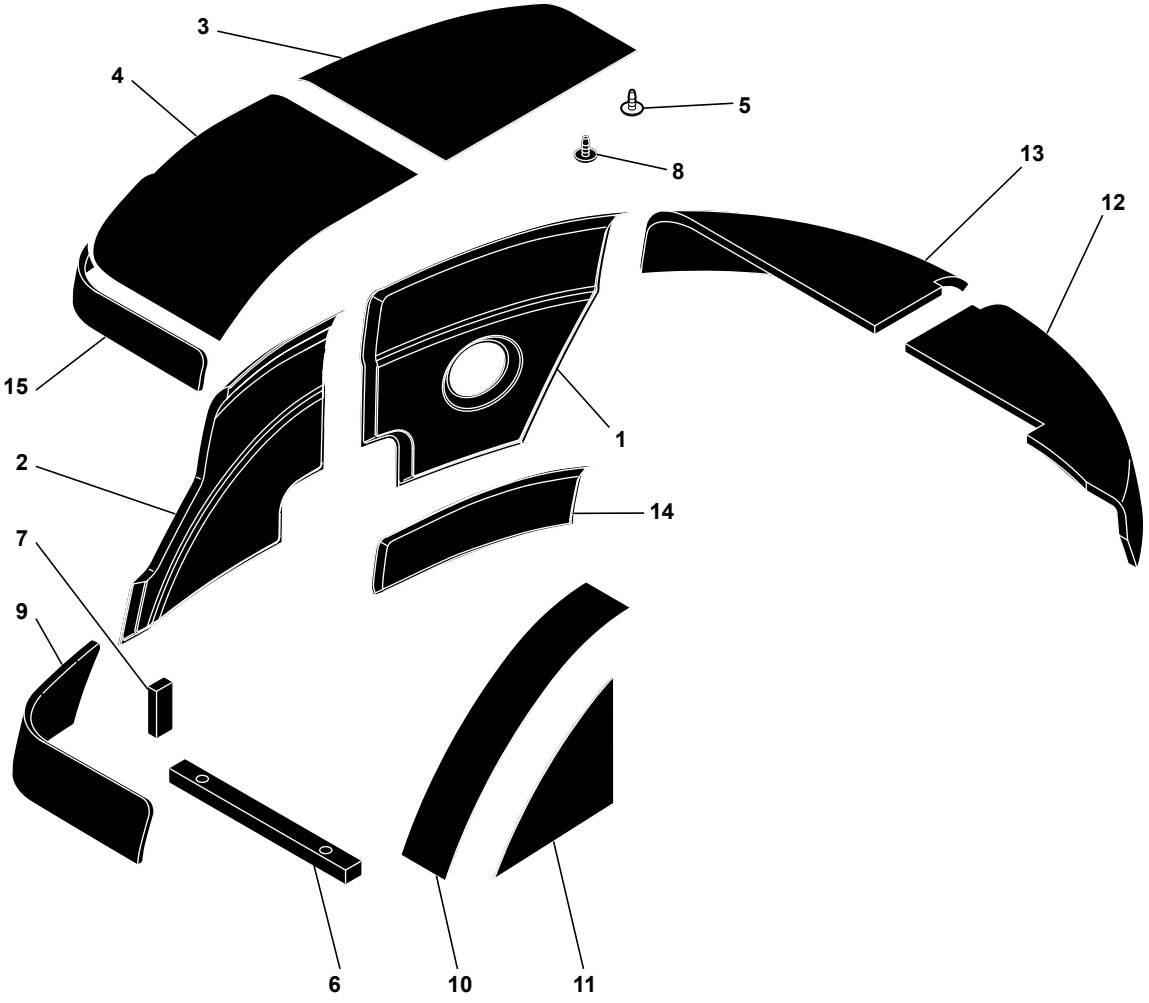

714MW_5400703_62_40_1B.eps

INSONORISATION
SOUND REDUCTION
SCHALLDAEMMUNG

→ 80182 +80177

1	5040932		1	MOUSSE	FOAM	SCHAUMSTOFF
2	5040931		1	MOUSSE	FOAM	SCHAUMSTOFF
3	5040929		1	MOUSSE	FOAM	SCHAUMSTOFF
4	5040930		1	MOUSSE	FOAM	SCHAUMSTOFF
5	4690622		7	CLIP	CLIP	KLIPP
6	5040911		1	MOUSSE	FOAM	SCHAUMSTOFF
7	5040912		1	MOUSSE	FOAM	SCHAUMSTOFF
8	4690621	Black	77	CLIP	CLIP	KLIPP
9	5040933		1	MOUSSE	FOAM	SCHAUMSTOFF
10	5040937		1	MOUSSE	FOAM	SCHAUMSTOFF
11	5040938		1	MOUSSE	FOAM	SCHAUMSTOFF
12	5040939		1	MOUSSE	FOAM	SCHAUMSTOFF
13	5040940		1	MOUSSE	FOAM	SCHAUMSTOFF
14	5040941		1	MOUSSE	FOAM	SCHAUMSTOFF
15	5040949		1	MOUSSE	FOAM	SCHAUMSTOFF

BANDEAU DE PROTECTION
HIDE PROTECTIVE
SCHUTZZURICHTEN

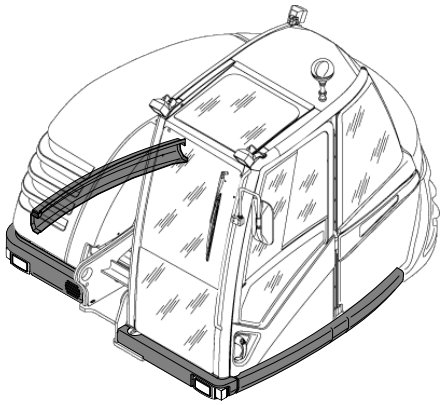

1	5380814	80396&84003 -80390
	5380816	80397&84004 +80390
2	NV	
3	NV	
4	NV	
5	5380781	80203 -80197
	5380822	80204 +80197
6	NV	
7	NV	
8	NV	
9	5380783	
10	NV	
11	NV	
12	5380782	
13	NV	
14	NV	
15	NV	
16	4290088	
17	4460034	
18	4410020	
19	4400056	
20	4290022	
21	4380055	

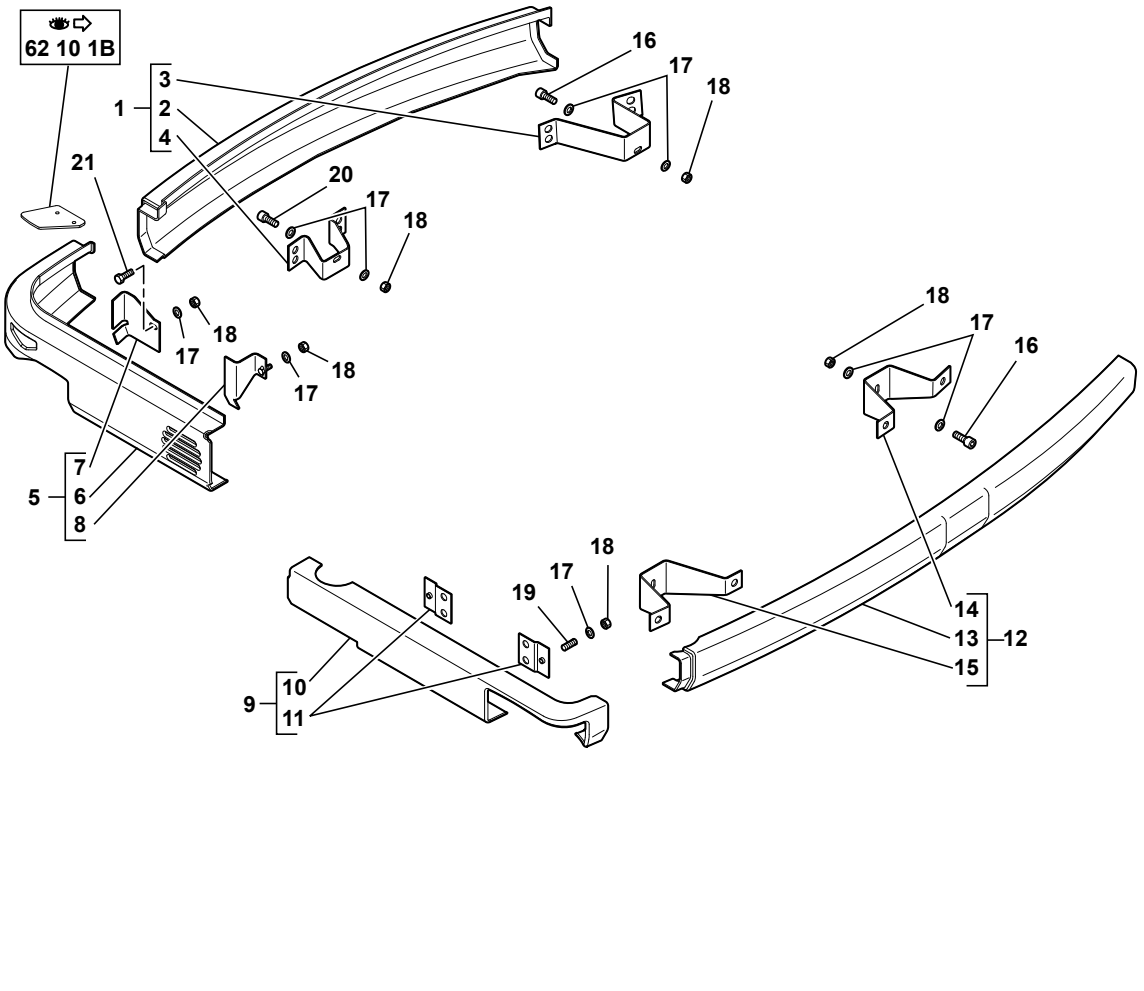

714MW_5400703_62_45_1A.eps

BANDEAU DE PROTECTION
HIDE PROTECTIVE
SCHUTZZURICHTEN

1	5380814		→I 80396&84003	1	BANDEAU PROTECTEUR	HIDE PROTECTIVE	SCHUTZZURICHTEN
1			-80390				
1			●○ 5380780				
1	5380816		I→ 80397&84004	1	BANDEAU PROTECTEUR	HIDE PROTECTIVE	SCHUTZZURICHTEN
1			+80390				
2	5380752	1	NV	1	HABILLAGE	CLADDING	VERKLEIDUNG
3	3680134	1	NV	1	SUPPORT	BRACKET	TRAEGER
4	3680135	1	NV	1	SUPPORT	BRACKET	TRAEGER
5	5380781		→I 80203 +80197	1	BANDEAU PROTECTEUR	HIDE PROTECTIVE	SCHUTZZURICHTEN
5	5380822		I→ 80204 -80197	1	BANDEAU PROTECTEUR	HIDE PROTECTIVE	SCHUTZZURICHTEN
6	5380821	5	NV	1	HABILLAGE	CLADDING	VERKLEIDUNG
7	3680136	5	NV	1	SUPPORT	BRACKET	TRAEGER
8	3680137	5	NV	1	SUPPORT	BRACKET	TRAEGER
9	5380783		◀	1	BANDEAU PROTECTEUR	HIDE PROTECTIVE	SCHUTZZURICHTEN
10	5380761	9	NV	1	HABILLAGE	CLADDING	VERKLEIDUNG
11	3680140	9	NV	2	SUPPORT	BRACKET	TRAEGER
12	5380782		◀	1	BANDEAU PROTECTEUR	HIDE PROTECTIVE	SCHUTZZURICHTEN
13	5380753	12	NV	1	HABILLAGE	CLADDING	VERKLEIDUNG
14	3680138	12	NV	1	SUPPORT	BRACKET	TRAEGER
15	3680139	12	NV	1	SUPPORT	BRACKET	TRAEGER
16	4290088		CHC M10X35	3	VIS	SCREW	SCHRAUBE
17	4460034		MU10	12	RONDELLE	WASHER	UNTERLEGSCHEIBE
18	4410020		H M10	8	ECROU	NUT	MUTTER
19	4400056		M10X35	2	TIGE FILETEE	THREADED ROD	SCHRAUBENSPINDEL
20	4290022		CHC M10X25	1	VIS	SCREW	SCHRAUBE
21	4380055		H M10X30	1	VIS	SCREW	SCHRAUBE

BRIDES / TOURELLE
FLANGES / TOWER
FLANCH / TURM

→ 80396&84003
-80390

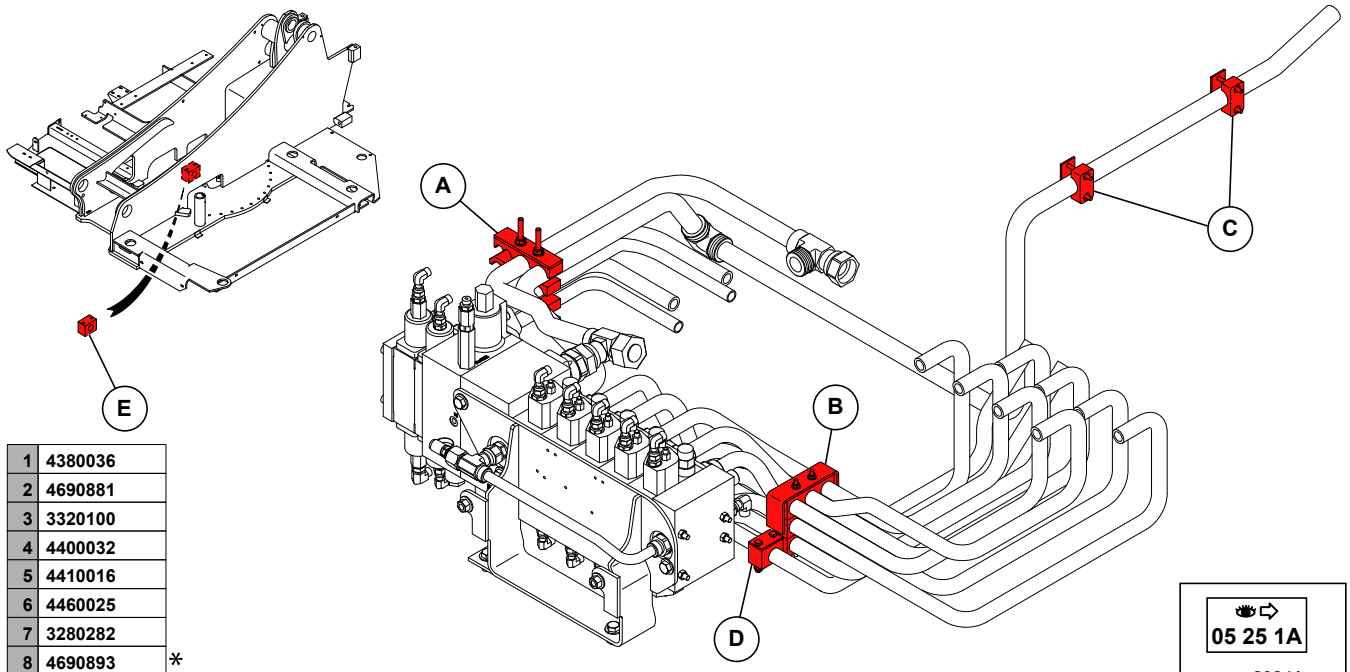

1	4380036	
2	4690881	
3	3320100	
4	4400032	
5	4410016	
6	4460025	
7	3280282	
8	4690893	*
9	4690892	
10	3280281	
11	2230004	
12	3320101	
13	4690876	
14	4410013	
15	4490014	
16	4400053	
17	3590289	
18	4690877	
19	4690933	*
20	2230006	*
21	4380026	
22	4460018	
23	K7032025	

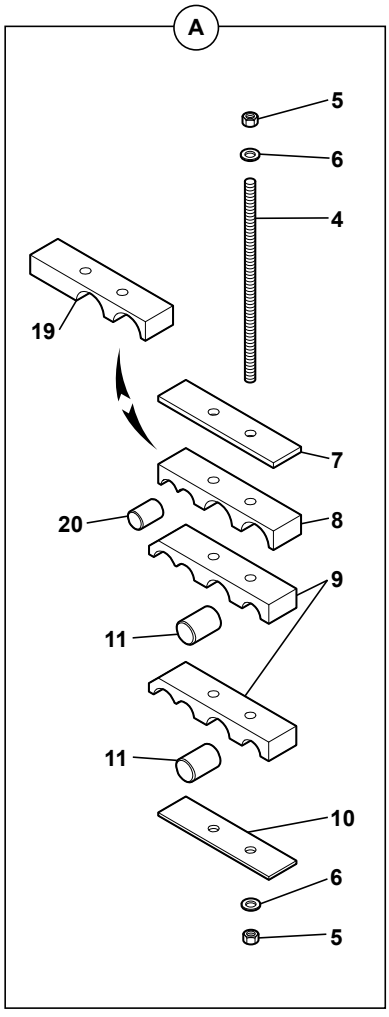

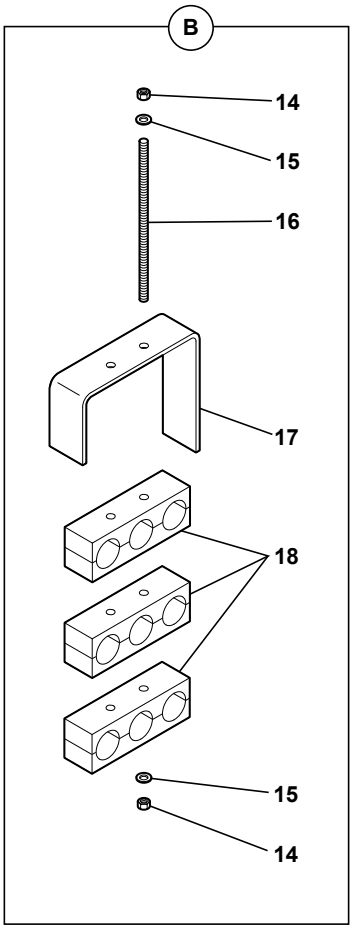

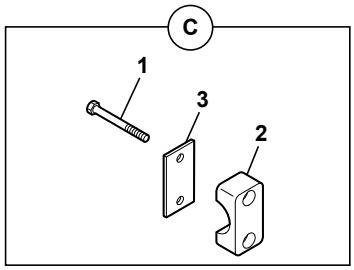

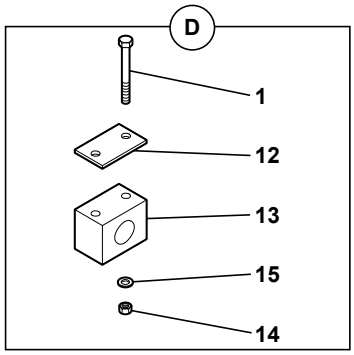

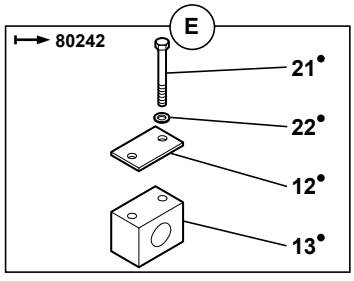

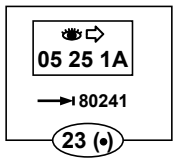

714MW_5400703_62_50_1A.eps

BRIDES/TOURELLE
FLANGES/TOWER
FLANCH/TURM

→ 80396&84003
-80390

1	4380036		H M6X55	6	VIS	SCREW	SCHRAUBE
2	4690881			2	BRIDE	FLANGE	FLANSCH
3	3320100			2	PLAQUE	PLATE	PLATTE
4	4400032		M8X180	2	TIGE FILETEE	THREADED ROD	SCHRAUBENSPINDEL
5	4410016		H M8	4	ECROU	NUT	MUTTER
6	4460025		MU8	4	RONDELLE	WASHER	UNTERLEGSCHEIBE
7	3280282			1	TOLE	SHIELD	SCHUTZBLECH
8	4690893	✂		1	BRIDE	FLANGE	FLANSCH
9	4690892			2	BRIDE	FLANGE	FLANSCH
10	3280281			1	SUPPORT	BRACKET	TRAEGER
11	2230004			2	OBTURATEUR	SEAL PLATE	VERSHLUSS
12	3320101			2	PLAQUE	PLATE	PLATTE
13	4690876			2	BRIDE	FLANGE	FLANSCH
14	4410013		H M6	6	ECROU	NUT	MUTTER
15	4490014		CONTACT MU6	6	RONDELLE	WASHER	UNTERLEGSCHEIBE
16	4400053		M6X150	2	TIGE FILETEE	THREADED ROD	SCHRAUBENSPINDEL
17	3590289			1	TOLE	SHIELD	SCHUTZBLECH
18	4690877			3	BRIDE	FLANGE	FLANSCH
19	4690933	✂		1	BRIDE	FLANGE	FLANSCH
20	2230006	✂		2	OBTURATEUR	SEAL PLATE	VERSHLUSS
21	4380026	23	H M6X50	2	VIS	SCREW	SCHRAUBE
22	4460018	23	MU6	2	RONDELLE	WASHER	UNTERLEGSCHEIBE
23	K7032025	→	80241	PM	KIT JOINT TOURNANT	SWIVEL JOINT KIT	DREHVERTEILER SATZ
23		👁	05 25 1A				

BRIDES / TOURELLE
FLANGES / TOWER
FLANCH / TURM

⟼ 80397&84004
+80390

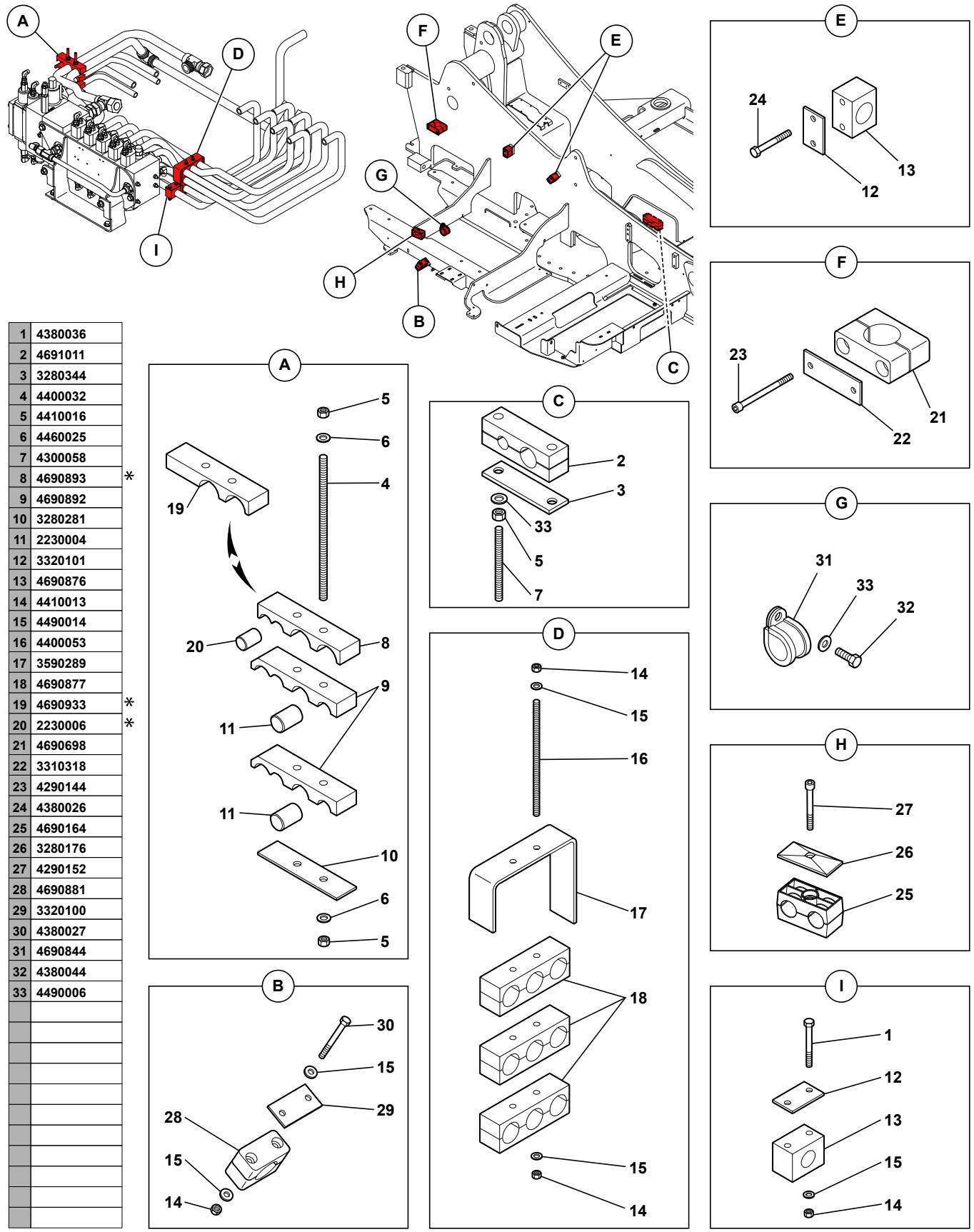

1	4380036	
2	4691011	
3	3280344	
4	4400032	
5	4410016	
6	4460025	
7	4300058	
8	4690893	*
9	4690892	
10	3280281	
11	2230004	
12	3320101	
13	4690876	
14	4410013	
15	4490014	
16	4400053	
17	3590289	
18	4690877	
19	4690933	*
20	2230006	*
21	4690698	
22	3310318	
23	4290144	
24	4380026	
25	4690164	
26	3280176	
27	4290152	
28	4690881	
29	3320100	
30	4380027	
31	4690844	
32	4380044	
33	4490006	

714MW_5400703_62_50_1B.eps

BRIDES/TOURELLE
FLANGES/TOWER
FLANCH/OBERWAGEN

→ 80397&84004
+80390

1	4380036		H M6X55	2	VIS	SCREW	SCHRAUBE
2	4691011			1	BRIDE	FLANGE	FLANSCH
3	3280344			1	PLAQUE	PLATE	PLATTE
4	4400032		M8X180	2	TIGE FILETEE	THREADED ROD	SCHRAUBENSPINDEL
5	4410016		H M8	6	ECROU	NUT	MUTTER
6	4460025		MU8	4	RONDELLE	WASHER	UNTERLEGSCHEIBE
7	4300058		STHC M8X70	2	GOUJON	STUD	STIFT
8	4690893	✂		1	BRIDE	FLANGE	FLANSCH
9	4690892			2	BRIDE	FLANGE	FLANSCH
10	3280281			1	SUPPORT	BRACKET	TRAEGER
11	2230004			2	OBTURATEUR	SEAL PLATE	VERSHLUSS
12	3320101			3	PLAQUE	PLATE	PLATTE
13	4690876			3	BRIDE	FLANGE	FLANSCH
14	4410013		H M6	8	ECROU	NUT	MUTTER
15	4490014		CONTACT MU6	10	RONDELLE	WASHER	UNTERLEGSCHEIBE
16	4400053		M6X150	2	TIGE FILETEE	THREADED ROD	SCHRAUBENSPINDEL
17	3590289			1	TOLE	SHIELD	SCHUTZBLECH
18	4690877			3	BRIDE	FLANGE	FLANSCH
19	4690933	✂		1	BRIDE	FLANGE	FLANSCH
20	2230006	✂		2	OBTURATEUR	SEAL PLATE	VERSHLUSS
21	4690698			1	BRIDE	FLANGE	FLANSCH
*	22	3310318		1	PLAQUE	PLATE	PLATTE
23	4290144		CHC M6X80	2	VIS	SCREW	SCHRAUBE
24	4380026		H M6X50	4	VIS	SCREW	SCHRAUBE
25	4690164			1	COLLIER	COLLAR	SCHELLE
26	3280176			1	PLAQUE	PLATE	PLATTE
27	4290152		CHC M6X55	1	VIS	SCREW	SCHRAUBE
28	4690881			1	BRIDE	FLANGE	FLANSCH
29	3320100			1	PLAQUE	PLATE	PLATTE
30	4380027		H M6X60	2	VIS	SCREW	SCHRAUBE
31	4690844			1	COLLIER	COLLAR	SCHELLE
32	4380044		H M8X25	1	VIS	SCREW	SCHRAUBE
33	4490006		CONTACT MU8	3	RONDELLE	WASHER	UNTERLEGSCHEIBE

BRIDES / TOURELLE : RETOUR MARTEAU (OPTION)
FLANGES / TOWER: HAMMER RETURN (OPTION)
FLANCH / TURM : HAMMER-RÜCKLAUFLEITUNG (OPTION)

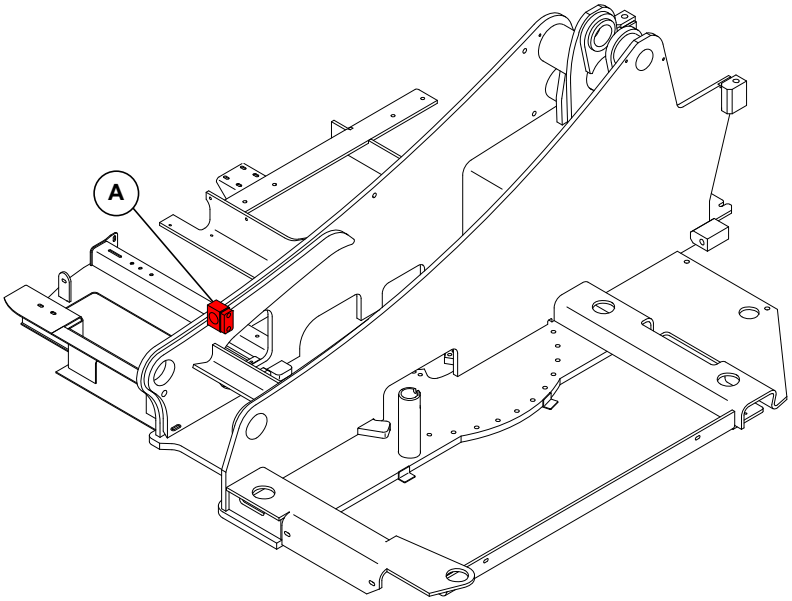

1	3250412
2	3320100
3	4380027
4	4460114
5	4690881
6	K7030098
7	4690698
8	3310318
9	4290137
10	K7030254

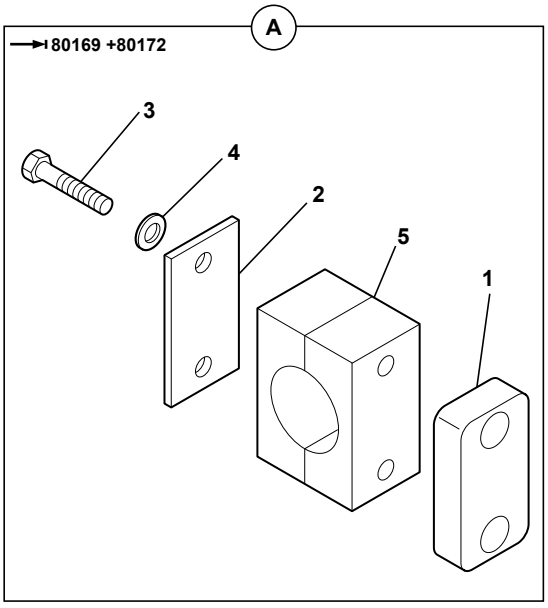

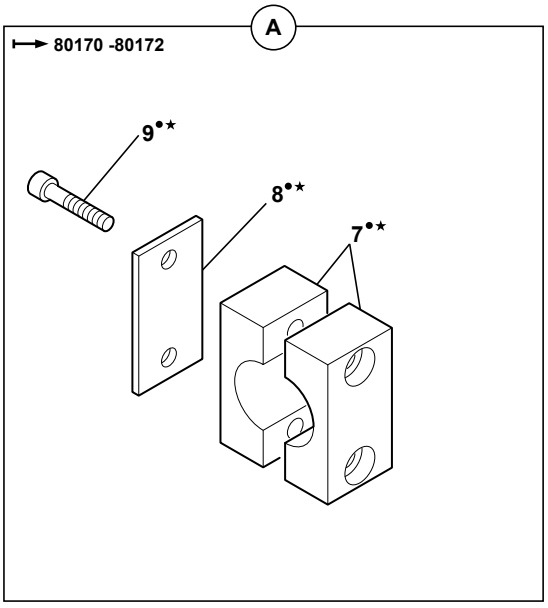

6 (•) 10 (⋆)
05 15 1A 05 15 1A

714MW_5400703_62_50_2A.eps

BRIDES/TOURELLE : RETOUR MARTEAU (OPTION)
FLANGES/TOWER: HAMMER RETURN (OPTION)
FLANCH/TURM : HAMMER-RUCKLAUFLEITUNG (OPTION)

1	3250412			1	SUPPORT	BRACKET	TRAEGER
2	3320100			1	PLAQUE	PLATE	PLATTE
3	4380027		H M6X60	2	VIS	SCREW	SCHRAUBE
4	4460114			2	RONDELLE	WASHER	UNTERLEGSCHEIBE
5	4690881			1	BRIDE	FLANGE	FLANSCH
6	K7030098		05 15 1A	PM	KIT : RETOUR MARTEAU	KIT: HAMMER RETURN	BAUSATZ : HAMMER-RUCKLAUFLEITUNG
7	4690698	6-10	4690889	1	BRIDE	FLANGE	FLANSCH
8	3310318	6-10	3280279	1	PLAQUE	PLATE	PLATTE
9	4290137	6-10	CHC M10X70	2	VIS	SCREW	SCHRAUBE
10	K7030254		05 15 1A	PM	KIT : RETOUR MARTEAU (PELLE)	KIT: HAMMER RETURN (EXCAVATOR)	BAUSATZ: HAMMERRUCK-LAUFLEITUNG (BAGGER)

GRAISSAGE REGROUPÉ
GREASING GATHERS
SCHMIERUNG FAßT ZUSAMMEN

→I 80352
-80344&80351
+80354&80360

	4	
1a	L = 1650 mm	
2a	L = 1300 mm	
3a	L = 1400 mm	
1b	L = 2650 mm	⇒ 17
2b	L = 3000 mm	⇒ 17
3b	L = 1300 mm	
4b	L = 1400 mm	
1c	L = 1000 mm	⇒ 17
2c	L = 970 mm	⇒ 17
3c	L = 670 mm	
4c	L = 600 mm	

1	7030090
2	536A0153
3	536A0154
4	2360066
5	4750620
6	4750427
7	4700125
8	
9	
10	5580010
11	2360084
12	4770199
13	4770200
14	4700154
15	4750634
16	4700126
17	K7032043

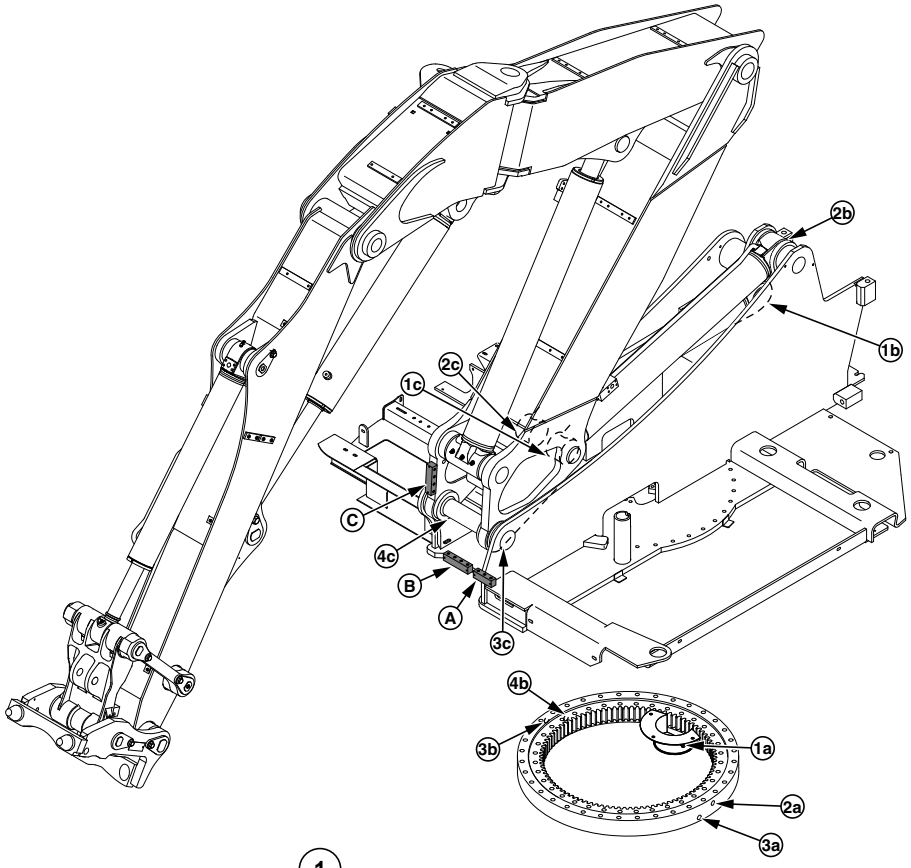

17
05 25 1A
62 80 1B

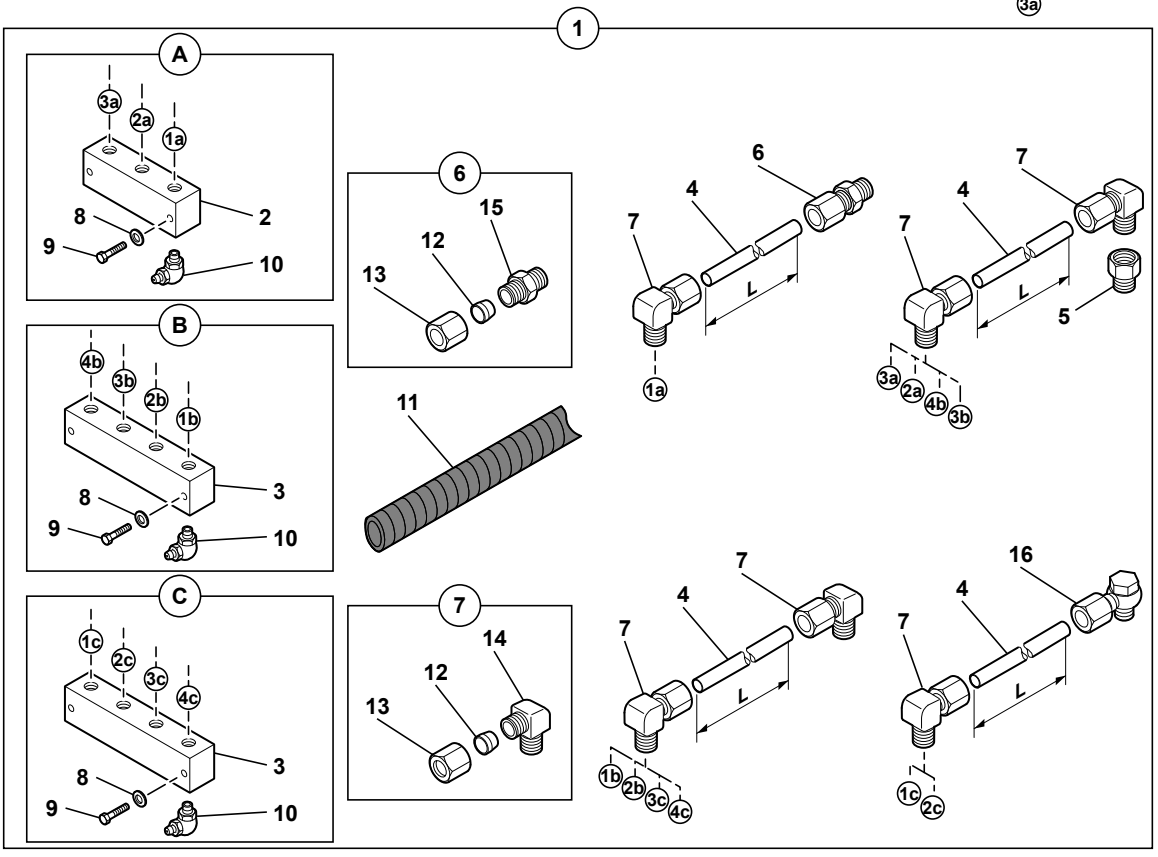

714MW_5400703_62_80_1A.eps

GRAISSAGE REGROUPE
GREASING GATHERS
SCHMIERUNG FAßT ZUSAMMEN

→| 80352
-80344&80351
+80354&80360

1	7030090			1	KIT : GRAISSAGE REGROUPE	KIT: GREASING GATHERS	BAUSATZ : SCHMIERUNG FAßT ZUSAMMEN
2	536A0153	1		1	BLOC DE REPARTITION	DISTRIBUTION BLOCK	VERTEILERSTUECK BLOC
3	536A0154	1		2	BLOC DE REPARTITION	DISTRIBUTION BLOCK	VERTEILERSTUECK BLOC
4	2360066	1	↔ M	SB	FLEXIBLE	HOSE	SCHLAUCH
5	4750620	1	M8X100	4	RALLONGE	EXTENSION	VERLAENGERUNG
6	4750427	1		1	UNION	CONNECTOR	ANSCHLUSSTEIL
7	4700125	1		19	RACCORD COUDE	ELBOW UNION	KRUEMMER
8		1	M5	6	RONDELLE	WASHER	UNTERLEGSCHEIBE
9		1	M5X30	6	VIS	SCREW	SCHRAUBE
10	5580010	1	M10X1	11	GRAISSEUR	GREASE FITING	SCHMIERNIPPEL
11	2360084	1	↔ M	SB	GAINE	SHEATH	HUELLE
12	4770199	7-6		20	OLIVE	OVAL	OLIVE
13	4770200	7-6		20	ECROU	NUT	MUTTER
14	4700154	7		19	RACCORD COUDE	ELBOW UNION	KRUEMMER
15	4750634	6		1	UNION	CONNECTOR	ANSCHLUSSTEIL
16	4700126	1		2	RACCORD BANJO	BANJO FITTING	RINGSTUECK
* 17	K7032043		05 25 1A	PM	KIT : FLEXIBLE H.P.	KIT: H.P. HOSE	KIT : H.D. SCHLAUCH
* 17			62 80 1B				

GRAISSAGE REGROUPÉ
GREASING GATHERS
SCHMIERUNG FAßT ZUSAMMEN

⟼ 80353 +80344&80351
-80354&80360
⟶| 80468

	4
1a	L = 1650 mm
2a	L = 1300 mm
3a	L = 1400 mm
3b	L = 1300 mm
4b	L = 1400 mm
3c	L = 670 mm
4c	L = 600 mm
1d	L = 300 mm
2d	L = 450 mm
3d	L = 1700 mm
4d	L = 1640 mm

	17
1b	L = 2560 mm
2b	L = 2910 mm
1c	L = 965 mm
2c	L = 945 mm

1	7030349
2	536A0153
3	536A0154
4	2360066
5	4750620
6	4750427
7	4700125
8	
9	
10	5580010
11	2360084
12	4770199
13	4770200
14	4700154
15	4750634
16	4750278
17	2360154
18	6846004
19	6846003
20	5580008
21	7035010
22	
23	4750711
24	K7032043
25	1190100
26	1190101
27	1190102
28	1190103

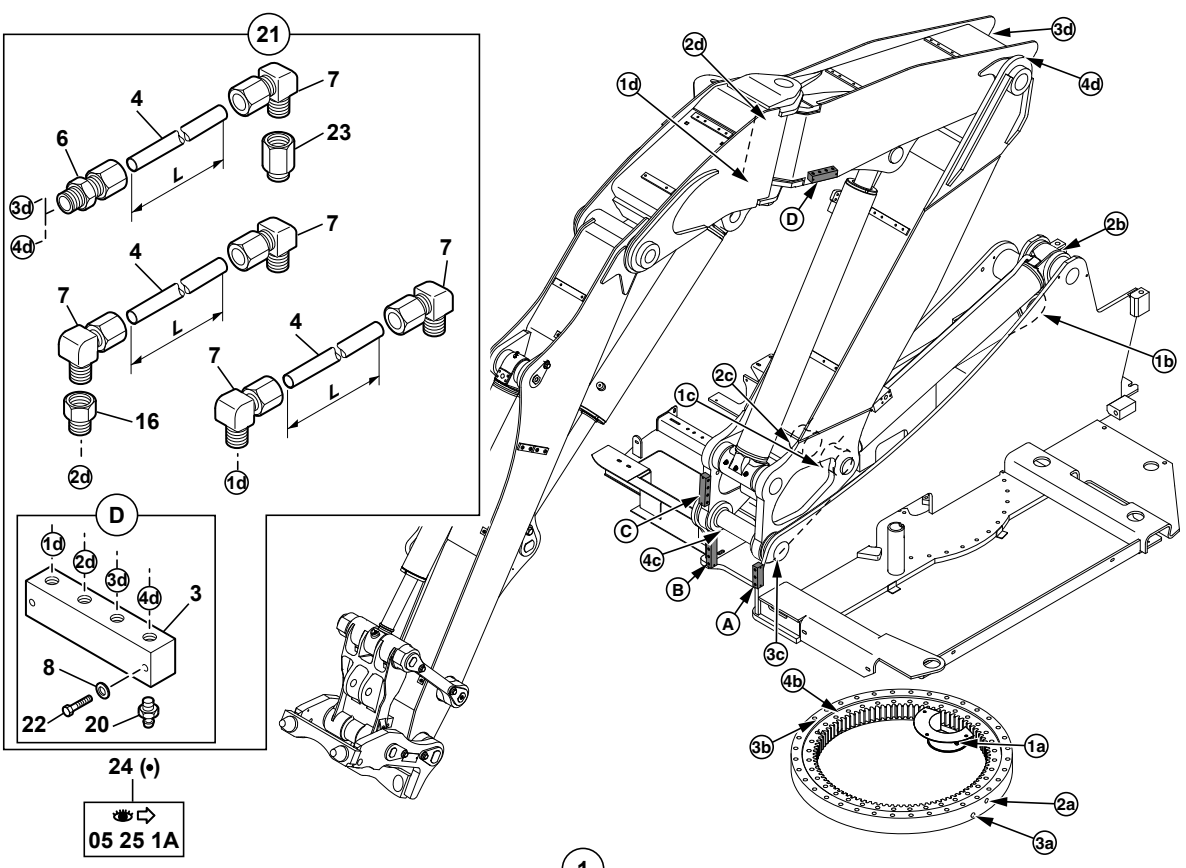

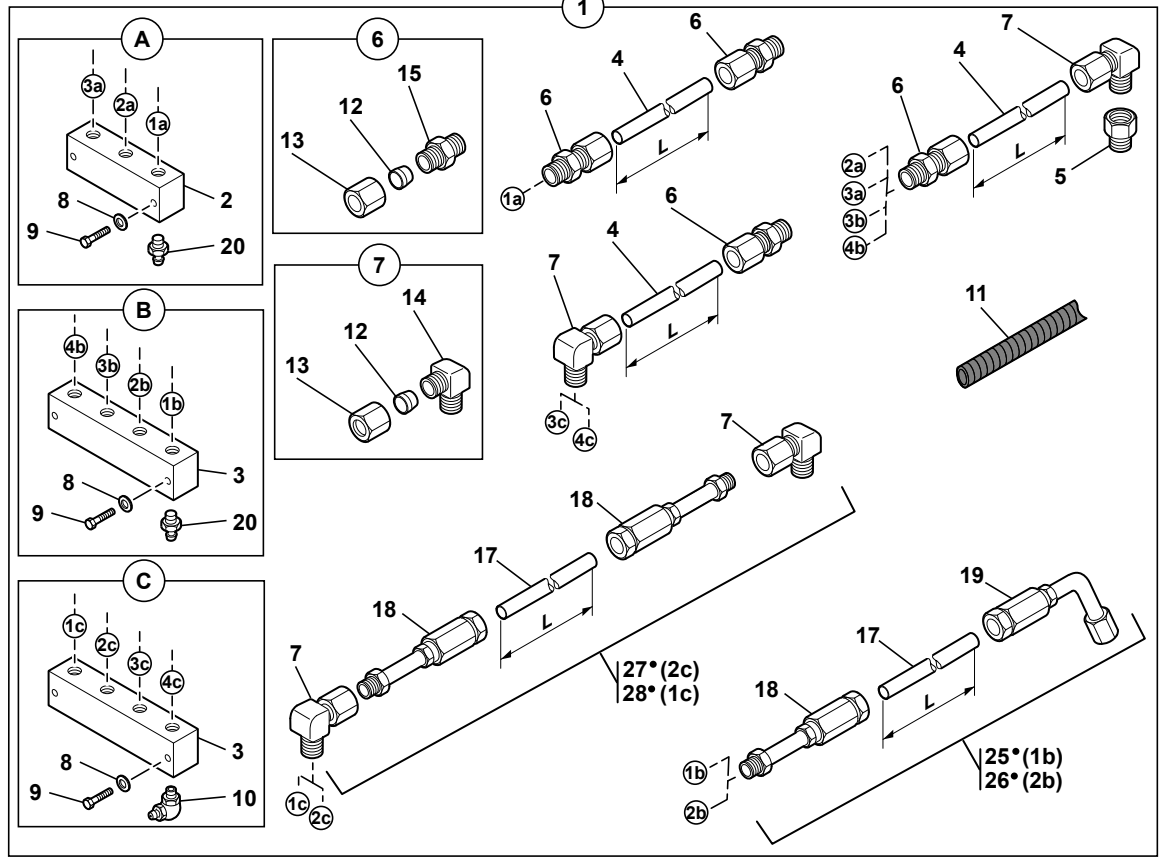

714MW_5400703_62_80_1B.eps

GRAISSAGE REGROUPE
GREASING GATHERS
SCHMIERUNG FAßT ZUSAMMEN

⟼ 80353 +80344&80351 -80354&80360
⟶| 80468

*	1	7030349			1	KIT : GRAISSAGE REGROUPE	KIT: GREASING GATHERS	BAUSATZ : SCHMIERUNG FAßT ZUSAMMEN
*	2	536A0153	1		1	BLOC DE REPARTITION	DISTRIBUTION BLOCK	VERTEILERSTUECK BLOC
*	3	536A0154	1-21		3	BLOC DE REPARTITION	DISTRIBUTION BLOCK	VERTEILERSTUECK BLOC
*	4	2360066	1	⟷ M	SB	FLEXIBLE	HOSE	SCHLAUCH
*	5	4750620	1	M8X100	4	RALLONGE	EXTENSION	VERLAENGERUNG
*	6	4750427	1		SB	UNION	CONNECTOR	ANSCHLUSSTEIL
*	7	4700125	1		SB	RACCORD COUDE	ELBOW UNION	KRUEMMER
*	8		1-1	M5	8	RONDELLE	WASHER	UNTERLEGSCHEIBE
*	9		1	M5X30	6	VIS	SCREW	SCHRAUBE
*	10	5580010	1	M10X1	4	GRAISSEUR	GREASE FITING	SCHMIERNIPPEL
*	11	2360084	1	⟷ M	SB	GAINE	SHEATH	HUELLE
*	12	4770199	7-6		SB	OLIVE	OVAL	OLIVE
*	13	4770200	7-6		SB	ECROU	NUT	MUTTER
	14	4700154	7		SB	RACCORD COUDE	ELBOW UNION	KRUEMMER
*	15	4750634	6		SB	UNION	CONNECTOR	ANSCHLUSSTEIL
	16	4750728	21		1	UNION	CONNECTOR	ANSCHLUSSTEIL
*	17	2360154	1	⟷ M	SB	FLEXIBLE	HOSE	SCHLAUCH
*	18	6846004	1		6	RACCORD	NIPPLE	VERBINDUNGSELEMENT
*	19	6846003	1		2	RACCORD	NIPPLE	VERBINDUNGSELEMENT
*	20	5580008	1-21	M10X1	11	GRAISSEUR	GREASE FITING	SCHMIERNIPPEL
*	21	7030510			1	KIT : GRAISSAGE REGROUPE	KIT: GREASING GATHERS	BAUSATZ : SCHMIERUNG FAßT ZUSAMMEN
*	22		21	M5X25	2	VIS	SCREW	SCHRAUBE
*	23	4750711	21	M10X100/50	2	RALLONGE	EXTENSION	VERLAENGERUNG
*	24	K7032043		05 25 1A	PM	KIT : FLEXIBLE H.P.	KIT: H.P. HOSE	KIT : H.D. SCHLAUCH
*	25	1190100	24		1	FLEXIBLE EQUIPE	EQUIPPED HOSE	KOMPLETTE SCHLAUCH
*	26	1190101	24		1	FLEXIBLE EQUIPE	EQUIPPED HOSE	KOMPLETTE SCHLAUCH
*	27	1190102	24		1	FLEXIBLE EQUIPE	EQUIPPED HOSE	KOMPLETTE SCHLAUCH
*	28	1190103	24		1	FLEXIBLE EQUIPE	EQUIPPED HOSE	KOMPLETTE SCHLAUCH

GRAISSAGE REGROUPÉ
GREASING GATHERS
SCHMIERUNG FAßT ZUSAMMEN

⟼ 80469

	4
1a	L = 1700 mm
2a	L = 1380 mm
3a	L = 1470 mm
3b	L = 1800 mm
4b	L = 1900 mm
3c	L = 1025 mm
4c	L = 980 mm
1d	L = 300 mm
2d	L = 450 mm
3d	L = 1700 mm
4d	L = 1640 mm

	17
1b	L = 2220 mm
2b	L = 2220 mm
1c	L = 1100 mm
2c	L = 1125 mm

1	7030349
2	536A0153
3	536A0154
4	2360066
5	4750620
6	4750427
7	4700125
8	
9	
10	5580010
11	2360084
12	4770199
13	4770200
14	4700154
15	4750634
16	4750278
17	2360154
18	6846004
19	6846003
20	5580008
21	7035010
22	
23	4750711
24	K7032043
25	1190100
26	1190101
27	1190102
28	1190103
29	3350089
30	4410010
31	4490014
32	4290082
33	3610473
34	4290159
35	4470014
36	K7032047
37	5400748

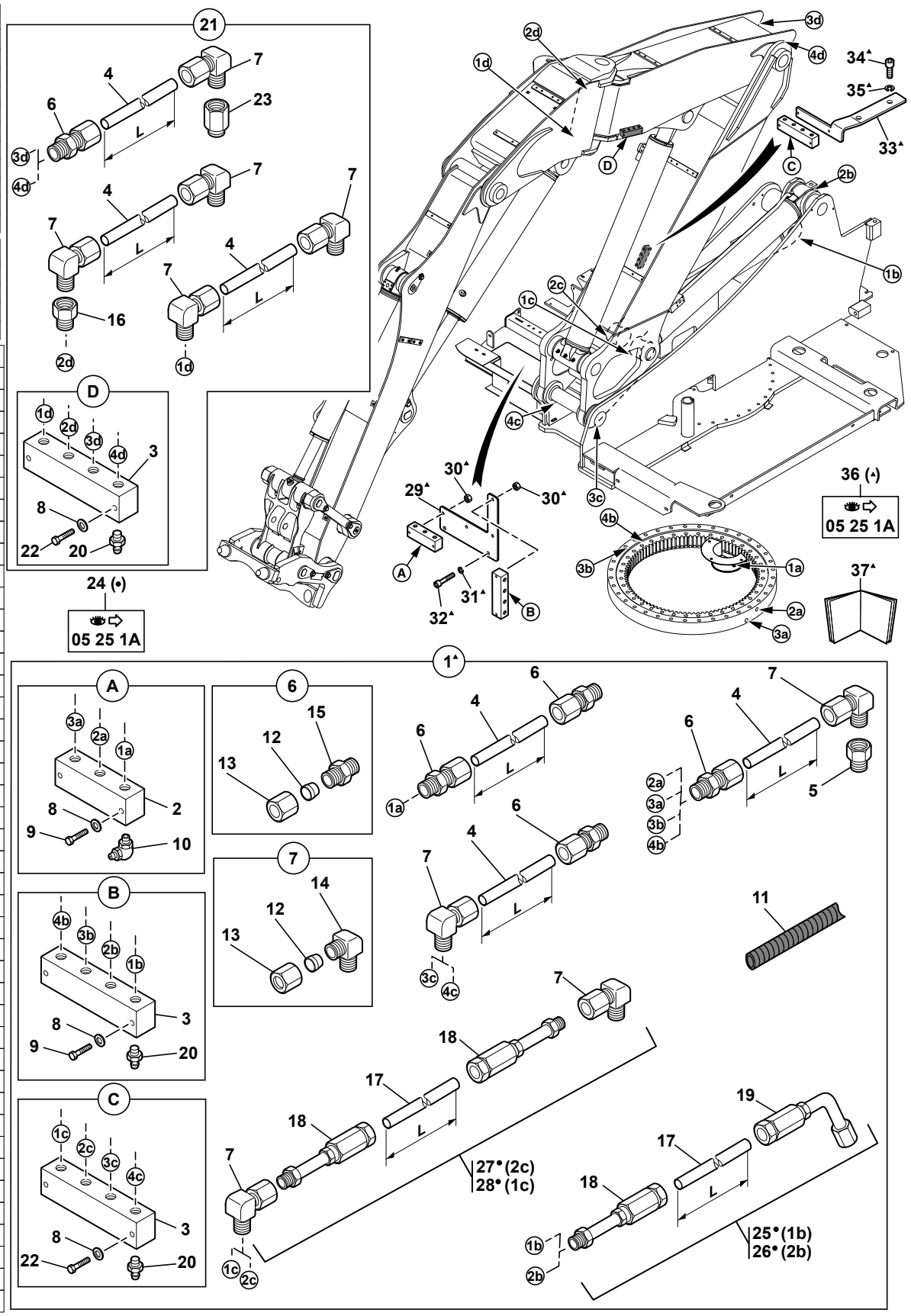

714MW_5400703_62_80_1C.eps

GRAISSAGE REGROUPE
GREASING GATHERS
SCHMIERUNG FAßT ZUSAMMEN

→ 80469

*	1	7030349	36			1	KIT : GRAISSAGE REGROUPE	KIT: GREASING GATHERS	BAUSATZ : SCHMIERUNG FAßT ZUSAMMEN
*	2	536A0153	1			1	BLOC DE REPARTITION	DISTRIBUTION BLOCK	VERTEILERSTUECK BLOC
*	3	536A0154	1-21			3	BLOC DE REPARTITION	DISTRIBUTION BLOCK	VERTEILERSTUECK BLOC
*	4	2360066	1	↔	M	SB	FLEXIBLE	HOSE	SCHLAUCH
*	5	4750620	1		M8X100	4	RALLONGE	EXTENSION	VERLAENGERUNG
*	6	4750427	1			SB	UNION	CONNECTOR	ANSCHLUSSTEIL
*	7	4700125	1			SB	RACCORD COUDE	ELBOW UNION	KRUEMMER
*	8		1-1		M5	8	RONDELLE	WASHER	UNTERLEGSCHEIBE
*	9		1		M5X30	4	VIS	SCREW	SCHRAUBE
*	10	5580010	1		M10X1	3	GRAISSEUR	GREASE FITING	SCHMIERNIPPEL
*	11	2360084	1	↔	M	SB	GAINE	SHEATH	HUELLE
*	12	4770199	7-6			SB	OLIVE	OVAL	OLIVE
*	13	4770200	7-6			SB	ECROU	NUT	MUTTER
	14	4700154	7			SB	RACCORD COUDE	ELBOW UNION	KRUEMMER
*	15	4750634	6			SB	UNION	CONNECTOR	ANSCHLUSSTEIL
	16	4750728	21			1	UNION	CONNECTOR	ANSCHLUSSTEIL
*	17	2360154	1	↔	M	SB	FLEXIBLE	HOSE	SCHLAUCH
*	18	6846004	1			6	RACCORD	NIPPLE	VERBINDUNGSELEMENT
*	19	6846003	1			2	RACCORD	NIPPLE	VERBINDUNGSELEMENT
*	20	5580008	1-21		M10X1	12	GRAISSEUR	GREASE FITING	SCHMIERNIPPEL
*	21	7030510				1	KIT : GRAISSAGE REGROUPE	KIT: GREASING GATHERS	BAUSATZ : SCHMIERUNG FAßT ZUSAMMEN
*	22		21		M5X25	4	VIS	SCREW	SCHRAUBE
*	23	4750711	21		M10X100/50	2	RALLONGE	EXTENSION	VERLAENGERUNG
*	24	K7032043		👁	05 25 1A	PM	KIT : FLEXIBLE H.P.	KIT: H.P. HOSE	KIT : H.D. SCHLAUCH
*	25	1190100	24			1	FLEXIBLE EQUIPE	EQUIPPED HOSE	KOMPLETTE SCHLAUCH
*	26	1190101	24			1	FLEXIBLE EQUIPE	EQUIPPED HOSE	KOMPLETTE SCHLAUCH
*	27	1190102	24			1	FLEXIBLE EQUIPE	EQUIPPED HOSE	KOMPLETTE SCHLAUCH
*	28	1190103	24			1	FLEXIBLE EQUIPE	EQUIPPED HOSE	KOMPLETTE SCHLAUCH
*	29	3350089	36			1	SUPPORT	BRACKET	TRAEGER
*	30	4410010	36		H M5	4	ECROU	NUT	MUTTER
*	31	4490014	36		CONTACT MU6	2	RONDELLE	WASHER	UNTERLEGSCHEIBE
*	32	4290082	36		CHC M6X12	2	VIS	SCREW	SCHRAUBE
*	33	3610473	36			1	SUPPORT	BRACKET	TRAEGER
*	34	4290159	36		CHC M8X50	2	VIS	SCREW	SCHRAUBE
*	35	4470014	36		W8	2	RONDELLE FREIN	LOCK WASHER	FEDERRING
*	36	K7032047		👁	05 25 1A	PM	KIT MODIFICATION	KIT MODIFICATION	BAUSAZT ANDERUNG
*	37	5400748	36			1	PLAN DE MONTAGE	MOUNTING DRAWING	MONTAGE ZEICHNUNG

GRAISSAGE CENTRALISÉ
CENTRALIZED GREASING
ZENTRALSCHMIERUNG

→I 80352
-80344&80351
+80354&80360

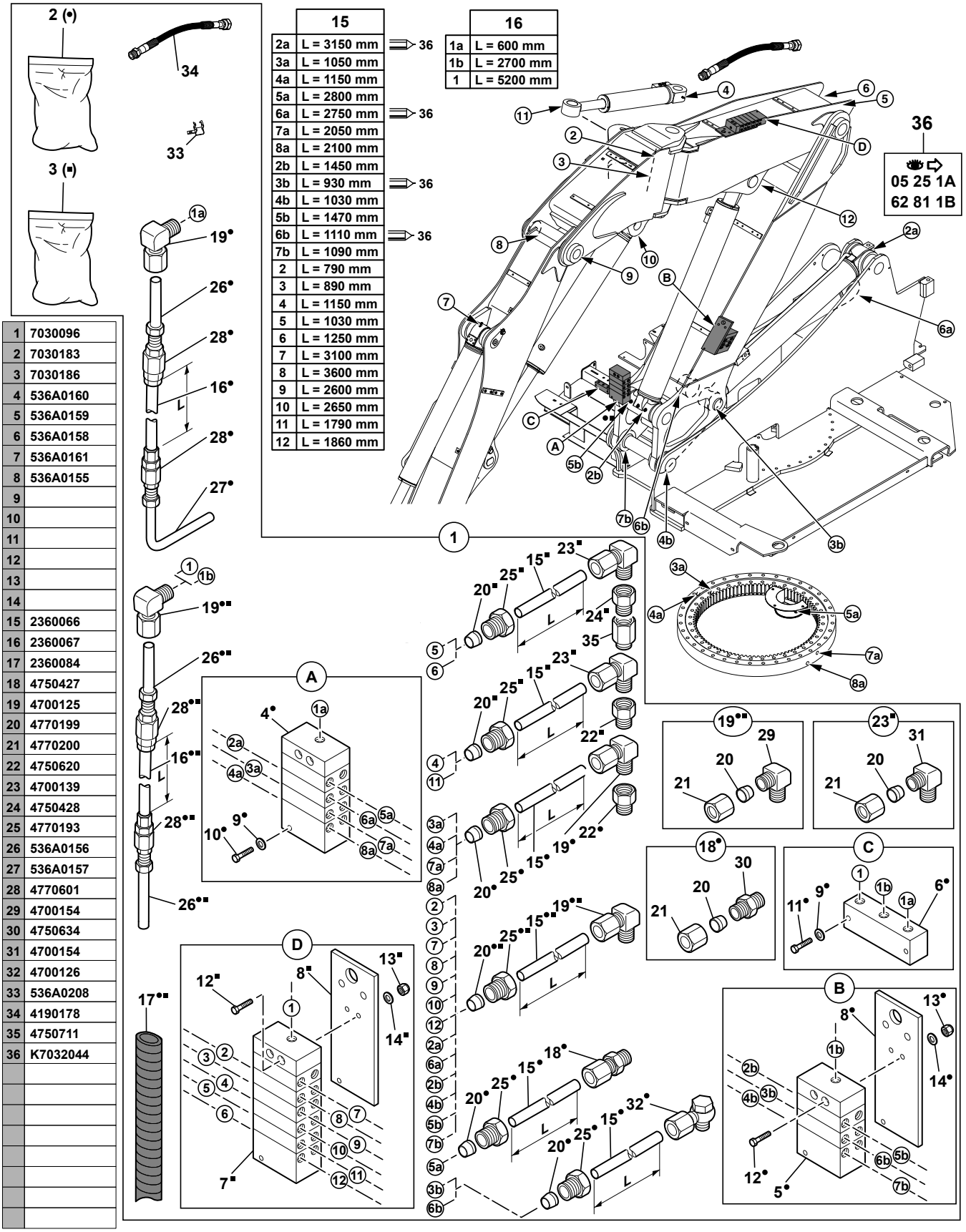

1	7030096
2	7030183
3	7030186
4	536A0160
5	536A0159
6	536A0158
7	536A0161
8	536A0155
9	
10	
11	
12	
13	
14	
15	2360066
16	2360067
17	2360084
18	4750427
19	4700125
20	4770199
21	4770200
22	4750620
23	4700139
24	4750428
25	4770193
26	536A0156
27	536A0157
28	4770601
29	4700154
30	4750634
31	4700154
32	4700126
33	536A0208
34	4190178
35	4750711
36	K7032044

714MW_5400703_62_81_1A.eps

GRAISSAGE CENTRALISE
CENTRALIZED GREASING
ZENTRALSCHMIERUNG

→| 80352
-80344&80351
+80354&80360

1	7030096			1	KIT: GRAISSAGE CENT--RALISE (EQUIPEMENT)	KIT: ONE-SHOT LUBR-ICATION (ATTACH.)	BAUSATZ: ZENTRALSCH-MIERUNG(AUSRUESTUNG)
2	7030183	1		1	KIT: GRAISSAGE CENT--RALISE (TOURELLE)	KIT: ONE-SHOT LUBR-ICATION (TOWER)	BAUSATZ: ZENTRALSCH-MIERUNG (TURM)
3	7030186	1		1	KIT: GRAISSAGE CENT--RALISE (EQUIPEMENT)	KIT: ONE-SHOT LUBR-ICATION (ATTACH.)	BAUSATZ: ZENTRALSCH-MIERUNG(AUSRUESTUNG)
4	536A0160	2		1	BLOC DE REPARTITION	DISTRIBUTION BLOCK	VERTEILERSTUECK BLOC
5	536A0159	2		1	BLOC DE REPARTITION	DISTRIBUTION BLOCK	VERTEILERSTUECK BLOC
6	536A0158	2		1	BLOC DE REPARTITION	DISTRIBUTION BLOCK	VERTEILERSTUECK BLOC
7	536A0161	3		1	BLOC DE REPARTITION	DISTRIBUTION BLOCK	VERTEILERSTUECK BLOC
8	536A0155	2-3		2	PLAQUE	PLATE	PLATTE
9		2	M5	5	RONDELLE	WASHER	UNTERLEGSCHEIBE
10		2	M5X40	3	VIS	SCREW	SCHRAUBE
11		2	M5X30	2	VIS	SCREW	SCHRAUBE
12		2-3	M5X35	6	VIS	SCREW	SCHRAUBE
13		2-3	M5	6	ECROU	NUT	MUTTER
14		2-3		6	RONDELLE	WASHER	UNTERLEGSCHEIBE
15	2360066	2-3	⟷ M	SB	FLEXIBLE	HOSE	SCHLAUCH
16	2360067	2-3	⟷ M	SB	FLEXIBLE	HOSE	SCHLAUCH
17	2360084	2-3	⟷ M	SB	GAINE	SHEATH	HUELLE
18	4750427	2		1	UNION	CONNECTOR	ANSCHLUSSTEIL
19	4700125	2-3		20	RACCORD COUDE	ELBOW UNION	KRUEMMER
20	4770199	2-3		49	OLIVE	OVAL	OLIVE
21	4770200	18-19		25	ECROU	NUT	MUTTER
21		23					
22	4750620	2-3	M8X100	6	RALLONGE	EXTENSION	VERLAENGERUNG
23	4700139	3		4	RACCORD COUDE	ELBOW UNION	KRUEMMER
24	4750428	3	M10X100	2	RALLONGE	EXTENSION	VERLAENGERUNG
25	4770193	2-3		24	UNION	CONNECTOR	ANSCHLUSSTEIL
26	536A0156	2-3		5	TUBE	TUBE	ROHR
27	536A0157	2		1	TUBE	TUBE	ROHR
28	4770601	2-3		6	JUPE	SKIRT	SCHUERZE
29	4700154	19		20	RACCORD COUDE	ELBOW UNION	KRUEMMER
30	4750634	18		1	UNION	CONNECTOR	ANSCHLUSSTEIL
31	4700154	23		4	RACCORD COUDE	ELBOW UNION	KRUEMMER
32	4700126	2		2	RACCORD BANJO	BANJO FITTING	RINGSTUECK
33	536A0208	3		1	AGRAFE	CRAMP	KLAMMER
34	4190178	1		1	FLEXIBLE	HOSE	SCHLAUCH
35	4750711	1	M10X100/50	2	RALLONGE	EXTENSION	VERLAENGERUNG
* 36	K7032044		👁 05 25 1A	PM	KIT : FLEXIBLE H.P.	KIT: H.P. HOSE	KIT : H.D. SCHLAUCH
* 36			👁 62 81 1B				

GRAISSAGE CENTRALISÉ
CENTRALIZED GREASING
ZENTRALSCHMIERUNG

⟼ 80353 +80344&80351
-80354&80360
⟼| 80490

1	7030096
2	7030348
3	7030186
4	536A0160
5	536A0159
6	536A0158
7	536A0161
8	536A0155
9	
10	
11	
12	
13	
14	
15	2360066
16	2360067
17	2360084
18	4750427
19	4700125
20	4770199
21	4770200
22	4750620
23	4700139
24	4750428
25	4770193
26	536A0156
27	536A0157
28	4770601
29	4700154
30	4750634
31	4700154
32	6846000
33	536A0208
34	4190178
35	4750711
36	2360154
37	6846004
38	6846003
39	K7032044
40	1190104
41	1190105
42	1190106
43	1190107
44	4700180
45	4750740

15	
3a	L = 1050 mm
4a	L = 1150 mm
5a	L = 2800 mm
7a	L = 2050 mm
8a	L = 2100 mm
2b	L = 1450 mm
4b	L = 1030 mm
5b	L = 1470 mm
7b	L = 1090 mm
2	L = 790 mm
3	L = 890 mm
4	L = 1150 mm
5	L = 1030 mm
6	L = 1250 mm
7	L = 3100 mm
8	L = 3600 mm
9	L = 2600 mm
10	L = 2650 mm
11	L = 1790 mm
12	L = 1860 mm

16	
1a	L = 600 mm
1b	L = 2700 mm
1	L = 5200 mm

36	
2a	L = 3250 mm
6a	L = 2850 mm
3b	L = 1015 mm
6b	L = 1075 mm

39 (✱)
05 25 1A

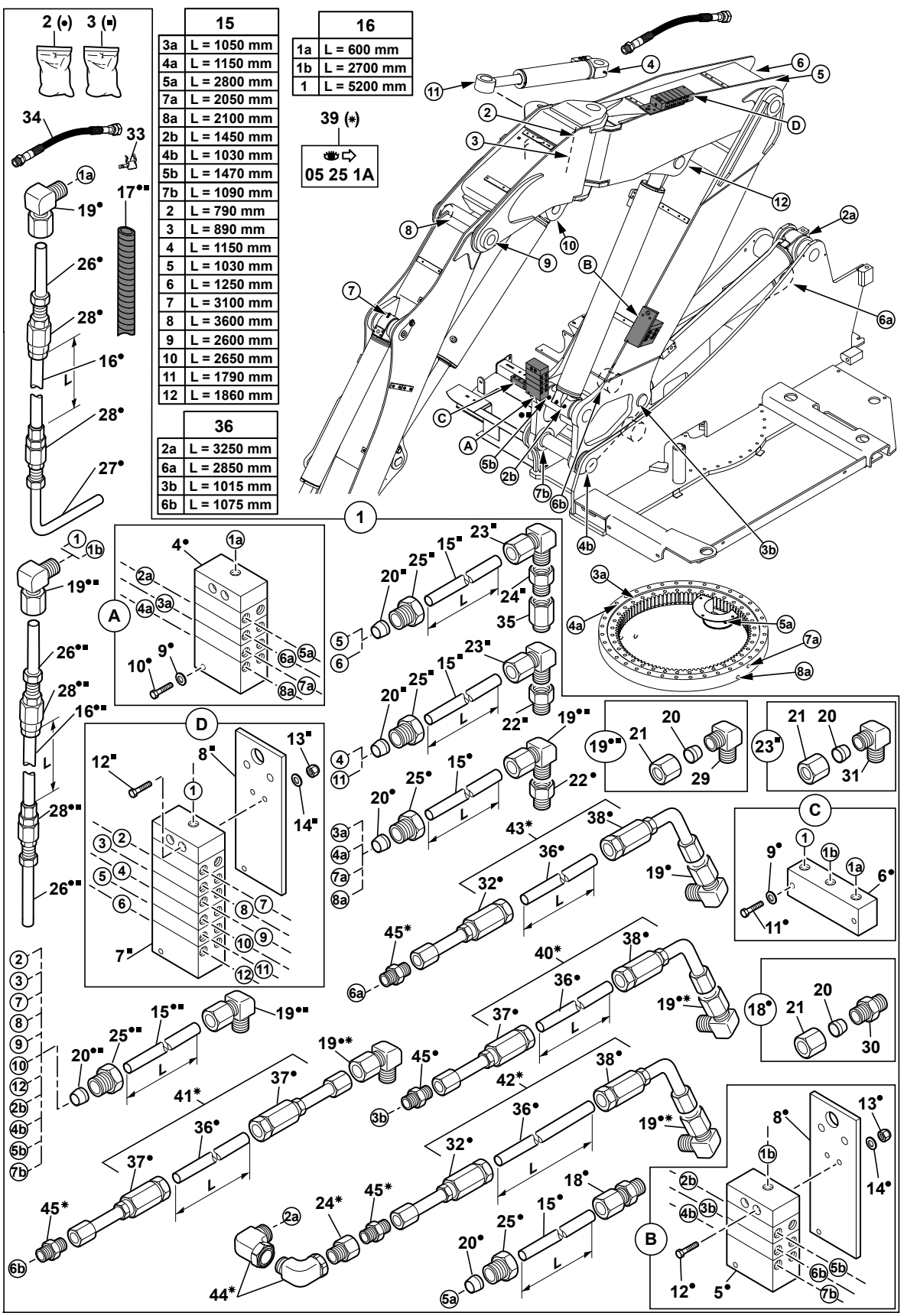

714MW_5400703_62_81_1B.eps

GRAISSAGE CENTRALISE
CENTRALIZED GREASING
ZENTRALSCHMIERUNG

→ 80353 +80344&80351 -80354&80360
→| 80490

1	7030096			1	KIT: GRAISSAGE CENT--RALISE (EQUIPEMENT)	KIT: ONE-SHOT LUBR-ICATION (ATTACH.)	BAUSATZ: ZENTRALSCH-MIERUNG(AUSRUESTUNG)
2	7030348	1		1	KIT: GRAISSAGE CENT--RALISE (TOURELLE)	KIT: ONE-SHOT LUBR-ICATION (TOWER)	BAUSATZ: ZENTRALSCH-MIERUNG (TURM)
3	7030186	1		1	KIT: GRAISSAGE CENT--RALISE (EQUIPEMENT)	KIT: ONE-SHOT LUBR-ICATION (ATTACH.)	BAUSATZ: ZENTRALSCH-MIERUNG(AUSRUESTUNG)
4	536A0160	2		1	BLOC DE REPARTITION	DISTRIBUTION BLOCK	VERTEILERSTUECK BLOC
5	536A0159	2		1	BLOC DE REPARTITION	DISTRIBUTION BLOCK	VERTEILERSTUECK BLOC
6	536A0158	2		1	BLOC DE REPARTITION	DISTRIBUTION BLOCK	VERTEILERSTUECK BLOC
7	536A0161	3		1	BLOC DE REPARTITION	DISTRIBUTION BLOCK	VERTEILERSTUECK BLOC
8	536A0155	2-3		2	PLAQUE	PLATE	PLATTE
9		2	M5	5	RONDELLE	WASHER	UNTERLEGSCHEIBE
10		2	M5X40	3	VIS	SCREW	SCHRAUBE
11		2	M5X30	2	VIS	SCREW	SCHRAUBE
12		2-3	M5X35	6	VIS	SCREW	SCHRAUBE
13		2-3	M5	6	ECROU	NUT	MUTTER
14		2-3		6	RONDELLE	WASHER	UNTERLEGSCHEIBE
15	2360066	2-3	↔ M	SB	FLEXIBLE	HOSE	SCHLAUCH
16	2360067	2-3	↔ M	SB	FLEXIBLE	HOSE	SCHLAUCH
17	2360084	2-3	↔ M	SB	GAINE	SHEATH	HUELLE
18	4750427	2		SB	UNION	CONNECTOR	ANSCHLUSSTEIL
19	4700125	2-3		SB	RACCORD COUDE	ELBOW UNION	KRUEMMER
20	4770199	2-3		SB	OLIVE	OVAL	OLIVE
21	4770200	18-19		SB	ECROU	NUT	MUTTER
21		23					
22	4750620	2-3	M8X100	6	RALLONGE	EXTENSION	VERLAENGERUNG
23	4700139	3		SB	RACCORD COUDE	ELBOW UNION	KRUEMMER
24	4750428	3	M10X100	3	RALLONGE	EXTENSION	VERLAENGERUNG
25	4770193	2-3		SB	UNION	CONNECTOR	ANSCHLUSSTEIL
26	536A0156	2-3		5	TUBE	TUBE	ROHR
27	536A0157	2		1	TUBE	TUBE	ROHR
28	4770601	2-3		6	JUPE	SKIRT	SCHUERZE
29	4700154	19		SB	RACCORD COUDE	ELBOW UNION	KRUEMMER
30	4750634	18		SB	UNION	CONNECTOR	ANSCHLUSSTEIL
31	4700154	23		SB	RACCORD COUDE	ELBOW UNION	KRUEMMER
32	6846000	2		2	RACCORD	NIPPLE	VERBINDUNGSELEMENT
33	536A0208	3		1	AGRAFE	CRAMP	KLAMMER
34	4190178	1		1	FLEXIBLE	HOSE	SCHLAUCH
35	4750711	1	M10X100/50	2	RALLONGE	EXTENSION	VERLAENGERUNG
36	2360154	2	↔ M	SB	FLEXIBLE	HOSE	SCHLAUCH
37	6846004	2		3	RACCORD	NIPPLE	VERBINDUNGSELEMENT
38	6846003	2		3	RACCORD	NIPPLE	VERBINDUNGSELEMENT
39	K7032044		👁 05 25 1A	PM	KIT : FLEXIBLE H.P.	KIT: H.P. HOSE	KIT : H.D. SCHLAUCH
40	1190104	39		1	FLEXIBLE EQUIPE	EQUIPPED HOSE	KOMPLETTE SCHLAUCH

GRAISSAGE CENTRALISÉ
CENTRALIZED GREASING
ZENTRALSCHMIERUNG

⟼ 80353 +80344&80351
-80354&80360
⟶| 80490

1	7030096
2	7030348
3	7030186
4	536A0160
5	536A0159
6	536A0158
7	536A0161
8	536A0155
9	
10	
11	
12	
13	
14	
15	2360066
16	2360067
17	2360084
18	4750427
19	4700125
20	4770199
21	4770200
22	4750620
23	4700139
24	4750428
25	4770193
26	536A0156
27	536A0157
28	4770601
29	4700154
30	4750634
31	4700154
32	6846000
33	536A0208
34	4190178
35	4750711
36	2360154
37	6846004
38	6846003
39	K7032044
40	1190104
41	1190105
42	1190106
43	1190107
44	4700180
45	4750740

15	
3a	L = 1050 mm
4a	L = 1150 mm
5a	L = 2800 mm
7a	L = 2050 mm
8a	L = 2100 mm
2b	L = 1450 mm
4b	L = 1030 mm
5b	L = 1470 mm
7b	L = 1090 mm
2	L = 790 mm
3	L = 890 mm
4	L = 1150 mm
5	L = 1030 mm
6	L = 1250 mm
7	L = 3100 mm
8	L = 3600 mm
9	L = 2600 mm
10	L = 2650 mm
11	L = 1790 mm
12	L = 1860 mm

16	
1a	L = 600 mm
1b	L = 2700 mm
1	L = 5200 mm

36	
2a	L = 3250 mm
6a	L = 2850 mm
3b	L = 1015 mm
6b	L = 1075 mm

39 (✱)
05 25 1A

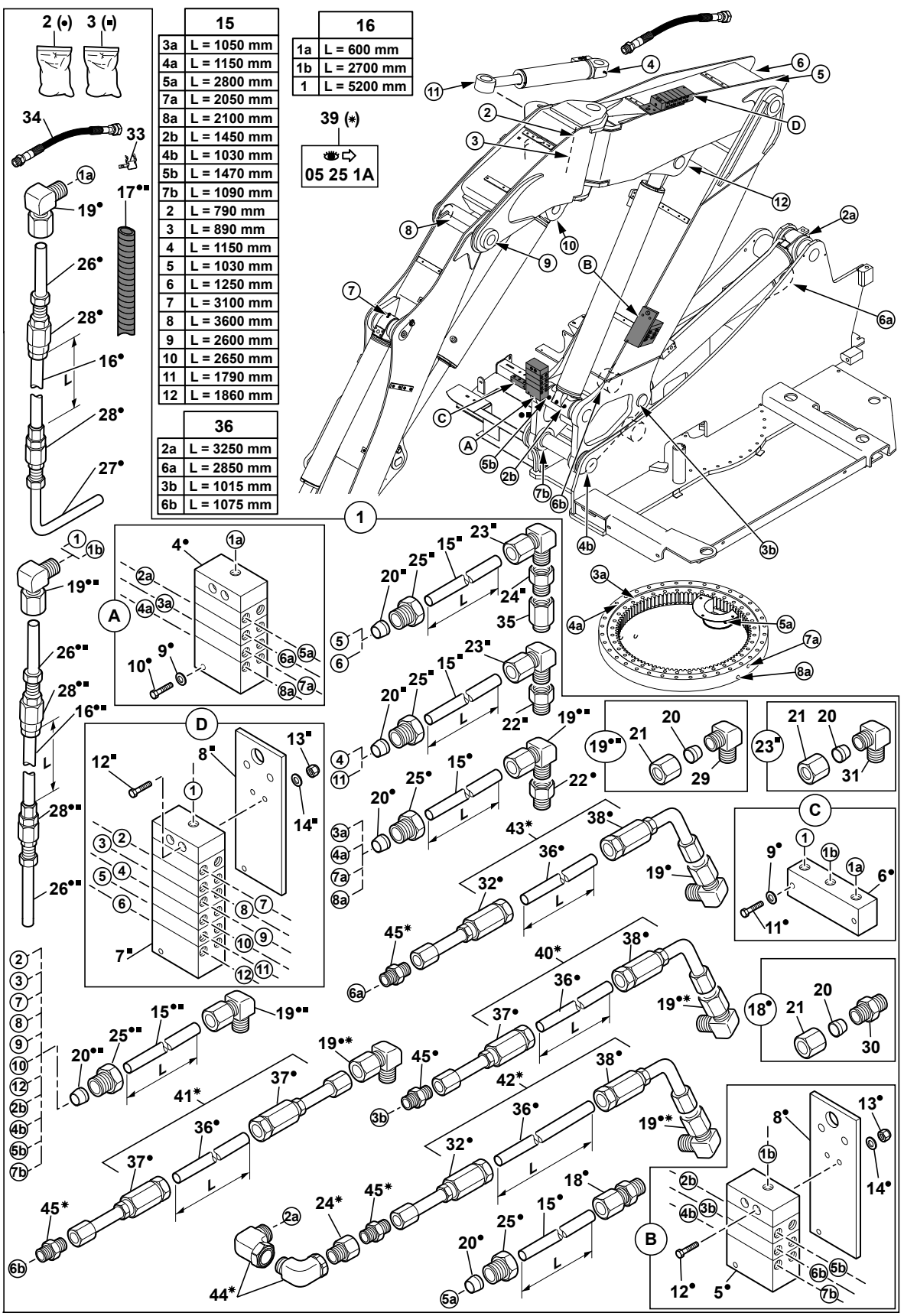

714MW_5400703_62_81_1B.eps

GRAISSAGE CENTRALISE
CENTRALIZED GREASING
ZENTRALSCHMIERUNG

→ 80353 +80344&80351 -80354&80360
→| 80490

41	1190105	39	1	FLEXIBLE EQUIPE	EQUIPPED HOSE	KOMPLETTE SCHLAUCH
42	1190106	39	1	FLEXIBLE EQUIPE	EQUIPPED HOSE	KOMPLETTE SCHLAUCH
43	1190107	39	1	FLEXIBLE EQUIPE	EQUIPPED HOSE	KOMPLETTE SCHLAUCH
44	4700180	39	2	RACCORD	NIPPLE	VERBINDUNGSELEMENT
45	4750740	39	4	UNION	CONNECTOR	ANSCHLUSSTEIL

GRAISSAGE CENTRALISÉ
CENTRALIZED GREASING
ZENTRALSCHMIERUNG

⟼ 80491

1	7030096
2	7030348
3	7030513
4	536A0160
5	536A0159
6	536A0158
7	536A0161
8	536A0155
9	
10	
11	
12	
13	
14	
15	2360066
16	2360067
17	2360084
18	4750427
19	4700125
20	4770199
21	4770200
22	4750620
23	536A0217
24	4750428
25	4770193
26	536A0156
27	536A0157
28	4770601
29	4700154
30	4750634
31	4700154
32	6846000
33	4691044
34	4290128
35	4750711
36	2360154
37	6846004
38	6846003
39	K7032044
40	1190104
41	1190105
42	1190106
43	1190107
44	4700180
45	4750740
46	6846002
47	6846001

36	
2a	L = 3250 mm
6a	L = 2850 mm
3b	L = 1015 mm
6b	L = 1075 mm
1c	L = 5200 mm
2c	L = 1200 mm
3c	L = 900 mm
4c	L = 900 mm
5c	L = 1000 mm
6c	L = 1200 mm
7c	L = 2900 mm
8c	L = 2900 mm
9c	L = 2900 mm
10c	L = 2900 mm
11c	L = 1800 mm
12c	L = 2300 mm

15	
3a	L = 1050 mm
4a	L = 1150 mm
5a	L = 2800 mm
7a	L = 2050 mm
8a	L = 2100 mm
2b	L = 1450 mm
4b	L = 1470 mm
5b	L = 1470 mm
7b	L = 1090 mm

16	
1a	L = 600 mm
1b	L = 2700 mm

39 (*) → 05 25 1A

714MW_5400703_62_81_1C.eps

GRAISSAGE CENTRALISE
CENTRALIZED GREASING
ZENTRALSCHMIERUNG

→ 80491

1	7030096			1	KIT: GRAISSAGE CENT--RALISE (EQUIPEMENT)	KIT: ONE-SHOT LUBR-ICATION (ATTACH.)	BAUSATZ: ZENTRALSCH-MIERUNG(AUSRUESTUNG)
2	7030348	1		1	KIT: GRAISSAGE CENT--RALISE (TOURELLE)	KIT: ONE-SHOT LUBR-ICATION (TOWER)	BAUSATZ: ZENTRALSCH-MIERUNG (TURM)
3	7030513	1		1	KIT: GRAISSAGE CENT--RALISE (EQUIPEMENT)	KIT: ONE-SHOT LUBR-ICATION (ATTACH.)	BAUSATZ: ZENTRALSCH-MIERUNG(AUSRUESTUNG)
4	536A0160	2		1	BLOC DE REPARTITION	DISTRIBUTION BLOCK	VERTEILERSTUECK BLOC
5	536A0159	2		1	BLOC DE REPARTITION	DISTRIBUTION BLOCK	VERTEILERSTUECK BLOC
6	536A0158	2		1	BLOC DE REPARTITION	DISTRIBUTION BLOCK	VERTEILERSTUECK BLOC
7	536A0161	3		1	BLOC DE REPARTITION	DISTRIBUTION BLOCK	VERTEILERSTUECK BLOC
8	536A0155	2-3		2	PLAQUE	PLATE	PLATTE
9		2	M5	5	RONDELLE	WASHER	UNTERLEGSCHEIBE
10		2	M5X40	3	VIS	SCREW	SCHRAUBE
11		2	M5X30	2	VIS	SCREW	SCHRAUBE
12		2-3	M5X35	6	VIS	SCREW	SCHRAUBE
13		2-3	M5	6	ECROU	NUT	MUTTER
14		2-3		6	RONDELLE	WASHER	UNTERLEGSCHEIBE
15	2360066	2-3 ⟷	M	SB	FLEXIBLE	HOSE	SCHLAUCH
16	2360067	2 ⟷	M	SB	FLEXIBLE	HOSE	SCHLAUCH
17	2360084	2-3 ⟷	M	SB	GAINE	SHEATH	HUELLE
18	4750427	2		SB	UNION	CONNECTOR	ANSCHLUSSTEIL
19	4700125	2		SB	RACCORD COUDE	ELBOW UNION	KRUEMMER
20	4770199	2-3		SB	OLIVE	OVAL	OLIVE
21	4770200	18-19		SB	ECROU	NUT	MUTTER
21		23					
22	4750620	2-3	M8X100	6	RALLONGE	EXTENSION	VERLAENGERUNG
23	536A0217	7		1	BLOC	BLOCK	BLOCK
24	4750428	3	M10X100	2	RALLONGE	EXTENSION	VERLAENGERUNG
25	4770193	2-3		SB	UNION	CONNECTOR	ANSCHLUSSTEIL
26	536A0156	2		3	TUBE	TUBE	ROHR
27	536A0157	2		1	TUBE	TUBE	ROHR
28	4770601	2		6	JUPE	SKIRT	SCHUERZE
29	4700154	19-1		SB	RACCORD COUDE	ELBOW UNION	KRUEMMER
30	4750634	18		SB	UNION	CONNECTOR	ANSCHLUSSTEIL
31	4700154	23-1		SB	RACCORD COUDE	ELBOW UNION	KRUEMMER
32	6846000	2		2	RACCORD	NIPPLE	VERBINDUNGSELEMENT
33	4691044	1		3	CLIP	CLIP	KLIPP
34	4290128	1	CHC M5X10	3	VIS	SCREW	SCHRAUBE
35	4750711	1	M10X100/50	2	RALLONGE	EXTENSION	VERLAENGERUNG
36	2360154	2 ⟷	M	SB	FLEXIBLE	HOSE	SCHLAUCH
37	6846004	2		8	RACCORD	NIPPLE	VERBINDUNGSELEMENT
38	6846003	2		4	RACCORD	NIPPLE	VERBINDUNGSELEMENT
39	K7032044	👁	05 25 1A	PM	KIT : FLEXIBLE H.P.	KIT: H.P. HOSE	KIT : H.D. SCHLAUCH
40	1190104	39		1	FLEXIBLE EQUIPE	EQUIPPED HOSE	KOMPLETTE SCHLAUCH

GRAISSAGE CENTRALISÉ
CENTRALIZED GREASING
ZENTRALSCHMIERUNG

⟼ 80491

1	7030096
2	7030348
3	7030513
4	536A0160
5	536A0159
6	536A0158
7	536A0161
8	536A0155
9	
10	
11	
12	
13	
14	
15	2360066
16	2360067
17	2360084
18	4750427
19	4700125
20	4770199
21	4770200
22	4750620
23	536A0217
24	4750428
25	4770193
26	536A0156
27	536A0157
28	4770601
29	4700154
30	4750634
31	4700154
32	6846000
33	4691044
34	4290128
35	4750711
36	2360154
37	6846004
38	6846003
39	K7032044
40	1190104
41	1190105
42	1190106
43	1190107
44	4700180
45	4750740
46	6846002
47	6846001

36	
2a	L = 3250 mm
6a	L = 2850 mm
3b	L = 1015 mm
6b	L = 1075 mm
1c	L = 5200 mm
2c	L = 1200 mm
3c	L = 900 mm
4c	L = 900 mm
5c	L = 1000 mm
6c	L = 1200 mm
7c	L = 2900 mm
8c	L = 2900 mm
9c	L = 2900 mm
10c	L = 2900 mm
11c	L = 1800 mm
12c	L = 2300 mm

15	
3a	L = 1050 mm
4a	L = 1150 mm
5a	L = 2800 mm
7a	L = 2050 mm
8a	L = 2100 mm
2b	L = 1450 mm
4b	L = 1470 mm
5b	L = 1470 mm
7b	L = 1090 mm

16	
1a	L = 600 mm
1b	L = 2700 mm

39 (*) 05 25 1A

714MW_5400703_62_81_1C.eps

GRAISSAGE CENTRALISE
CENTRALIZED GREASING
ZENTRALSCHMIERUNG

⟼ 80491

41	1190105	39	1	FLEXIBLE EQUIPE	EQUIPPED HOSE	KOMPLETTE SCHLAUCH
42	1190106	39	1	FLEXIBLE EQUIPE	EQUIPPED HOSE	KOMPLETTE SCHLAUCH
43	1190107	39	1	FLEXIBLE EQUIPE	EQUIPPED HOSE	KOMPLETTE SCHLAUCH
44	4700180	39	2	RACCORD	NIPPLE	VERBINDUNGSELEMENT
45	4750740	39	4	UNION	CONNECTOR	ANSCHLUSSTEIL
46	6846002	3	10	RACCORD	NIPPLE	VERBINDUNGSELEMENT
47	6846001	3	2	RACCORD	NIPPLE	VERBINDUNGSELEMENT

GRAISSAGE CENTRALISÉ (PELLE)
CENTRALIZED GREASING (EXCAVATOR)
ZENTRALSCHMIERUNG (BAGGER)

→I 80352
-80344&80351
+80354&80360

	16
1a	L = 600 mm
1b	L = 2700 mm
1	L = 5200 mm

	15	
2a	L = 3150 mm	34
3a	L = 1050 mm	
4a	L = 1150 mm	
5a	L = 2800 mm	
6a	L = 2750 mm	34
7a	L = 2050 mm	
8a	L = 2100 mm	
2b	L = 1450 mm	
3b	L = 930 mm	34
4b	L = 1030 mm	
5b	L = 1470 mm	
6b	L = 1110 mm	34
7b	L = 1090 mm	
2	L = 1190 mm	
3	L = 1140 mm	
4	L = 680 mm	
5	L = 1640 mm	
6	L = 3910 mm	
7	L = 2670 mm	
8	L = 2670 mm	
9	L = 3490 mm	

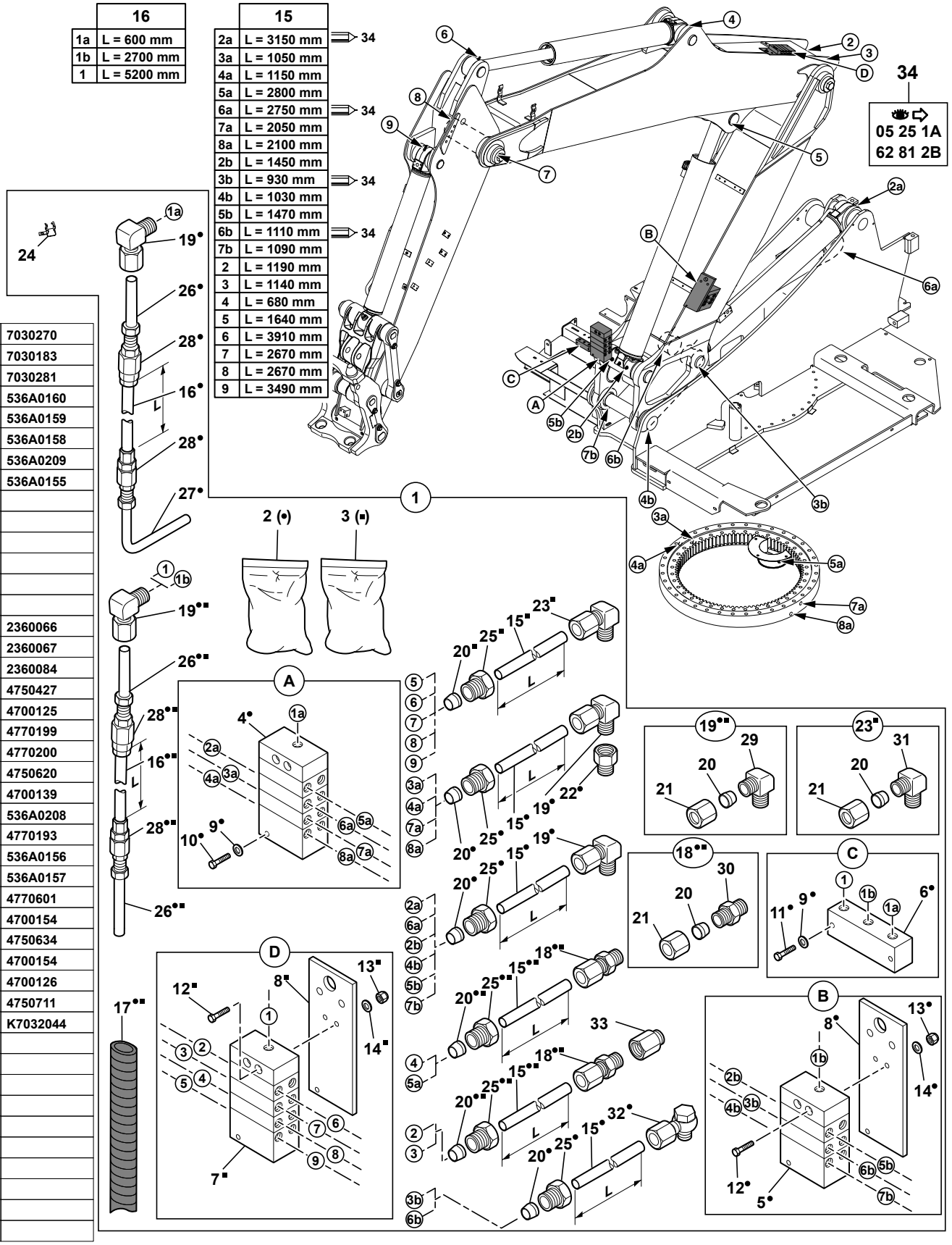

1	7030270
2	7030183
3	7030281
4	536A0160
5	536A0159
6	536A0158
7	536A0209
8	536A0155
9	
10	
11	
12	
13	
14	
15	2360066
16	2360067
17	2360084
18	4750427
19	4700125
20	4770199
21	4770200
22	4750620
23	4700139
24	536A0208
25	4770193
26	536A0156
27	536A0157
28	4770601
29	4700154
30	4750634
31	4700154
32	4700126
33	4750711
34	K7032044

714MW_5400703_62_81_2A.eps

GRAISSAGE CENTRALISE (PELLE)
CENTRALIZED GREASING (EXCAVATOR)
ZENTRALSCHMIERUNG (BAGGER)

→ 80352
-80344&80351
+80354&80360

1	7030270			1	KIT: GRAISSAGE CENT--RALISE (EQUIPEMENT)	KIT: ONE-SHOT LUBR-ICATION (ATTACH.)	BAUSATZ: ZENTRALSCH-MIERUNG(AUSRUESTUNG)
2	7030183	1		1	KIT: GRAISSAGE CENT--RALISE (TOURELLE)	KIT: ONE-SHOT LUBR-ICATION (TOWER)	BAUSATZ: ZENTRALSCH-MIERUNG (TURM)
3	7030281	1		1	KIT: GRAISSAGE CENT--RALISE (EQUIPEMENT)	KIT: ONE-SHOT LUBR-ICATION (ATTACH.)	BAUSATZ: ZENTRALSCH-MIERUNG(AUSRUESTUNG)
4	536A0160	2		1	BLOC DE REPARTITION	DISTRIBUTION BLOCK	VERTEILERSTUECK BLOC
5	536A0159	2		1	BLOC DE REPARTITION	DISTRIBUTION BLOCK	VERTEILERSTUECK BLOC
6	536A0158	2		1	BLOC DE REPARTITION	DISTRIBUTION BLOCK	VERTEILERSTUECK BLOC
7	536A0209	3		1	BLOC DE REPARTITION	DISTRIBUTION BLOCK	VERTEILERSTUECK BLOC
8	536A0155	2-3		2	PLAQUE	PLATE	PLATTE
9		2	M5	5	RONDELLE	WASHER	UNTERLEGSCHEIBE
10		2	M5X40	3	VIS	SCREW	SCHRAUBE
11		2	M5X30	2	VIS	SCREW	SCHRAUBE
12		2-3	M5X35	6	VIS	SCREW	SCHRAUBE
13		2-3	M5	6	ECROU	NUT	MUTTER
14		2-3		6	RONDELLE	WASHER	UNTERLEGSCHEIBE
15	2360066	2-3	⟷ M	SB	FLEXIBLE	HOSE	SCHLAUCH
16	2360067	2-3	⟷ M	SB	FLEXIBLE	HOSE	SCHLAUCH
17	2360084	2-3	⟷ M	SB	GAINE	SHEATH	HUELLE
18	4750427	2-3		4	UNION	CONNECTOR	ANSCHLUSSTEIL
19	4700125	2-3		13	RACCORD COUDE	ELBOW UNION	KRUEMMER
20	4770199	2-3		43	OLIVE	OVAL	OLIVE
21	4770200	18-19		22	ECROU	NUT	MUTTER
21		23					
22	4750620	2	M8X100	4	RALLONGE	EXTENSION	VERLAENGERUNG
23	4700139	3		5	RACCORD COUDE	ELBOW UNION	KRUEMMER
24	536A0208	1		1	AGRAFE	CRAMP	KLAMMER
25	4770193	2-3		21	UNION	CONNECTOR	ANSCHLUSSTEIL
26	536A0156	2-3		5	TUBE	TUBE	ROHR
27	536A0157	2		1	TUBE	TUBE	ROHR
28	4770601	2-3		6	JUPE	SKIRT	SCHUERZE
29	4700154	19		13	RACCORD COUDE	ELBOW UNION	KRUEMMER
30	4750634	18		4	UNION	CONNECTOR	ANSCHLUSSTEIL
31	4700154	23		5	RACCORD COUDE	ELBOW UNION	KRUEMMER
32	4700126	2		2	RACCORD BANJO	BANJO FITTING	RINGSTUECK
33	4750711	1	M10X100/50	2	RALLONGE	EXTENSION	VERLAENGERUNG
* 34	K7032044		05 25 1A	PM	KIT : FLEXIBLE H.P.	KIT: H.P. HOSE	KIT : H.D. SCHLAUCH
* 34			62 81 2B				

GRAISSAGE CENTRALISÉ (PELLE)
CENTRALIZED GREASING (EXCAVATOR)
ZENTRALSCHMIERUNG (BAGGER)

⟼ 80353
+80344&80351
-80354&80350

1	7030270
2	7030348
3	7030281
4	536A0160
5	536A0159
6	536A0158
7	536A0209
8	536A0155
9	
10	
11	
12	
13	
14	
15	2360066
16	2360067
17	2360084
18	4750427
19	4700125
20	4770199
21	4770200
22	4750620
23	4700139
24	536A0208
25	4770193
26	536A0156
27	536A0157
28	4770601
29	4700154
30	4750634
31	4700154
32	4750428
33	4750711
34	2360154
35	6846004
36	6846003
37	K7032044
38	1190104
39	1190105
40	1190106
41	1190107
42	4700180
43	4750740
44	6846000

15	
3a	L = 1050 mm
4a	L = 1150 mm
5a	L = 2800 mm
7a	L = 2050 mm
8a	L = 2100 mm
2b	L = 1450 mm
4b	L = 1030 mm
5b	L = 1470 mm
7b	L = 1090 mm
2	L = 1190 mm
3	L = 1140 mm
4	L = 680 mm
5	L = 1640 mm
6	L = 3910 mm
7	L = 2670 mm
8	L = 2670 mm
9	L = 3490 mm

34	
2a	L = 3250 mm
6a	L = 2750 mm
3b	L = 930 mm
6b	L = 1110 mm

16	
1a	L = 600 mm
1b	L = 2700 mm
1	L = 5200 mm

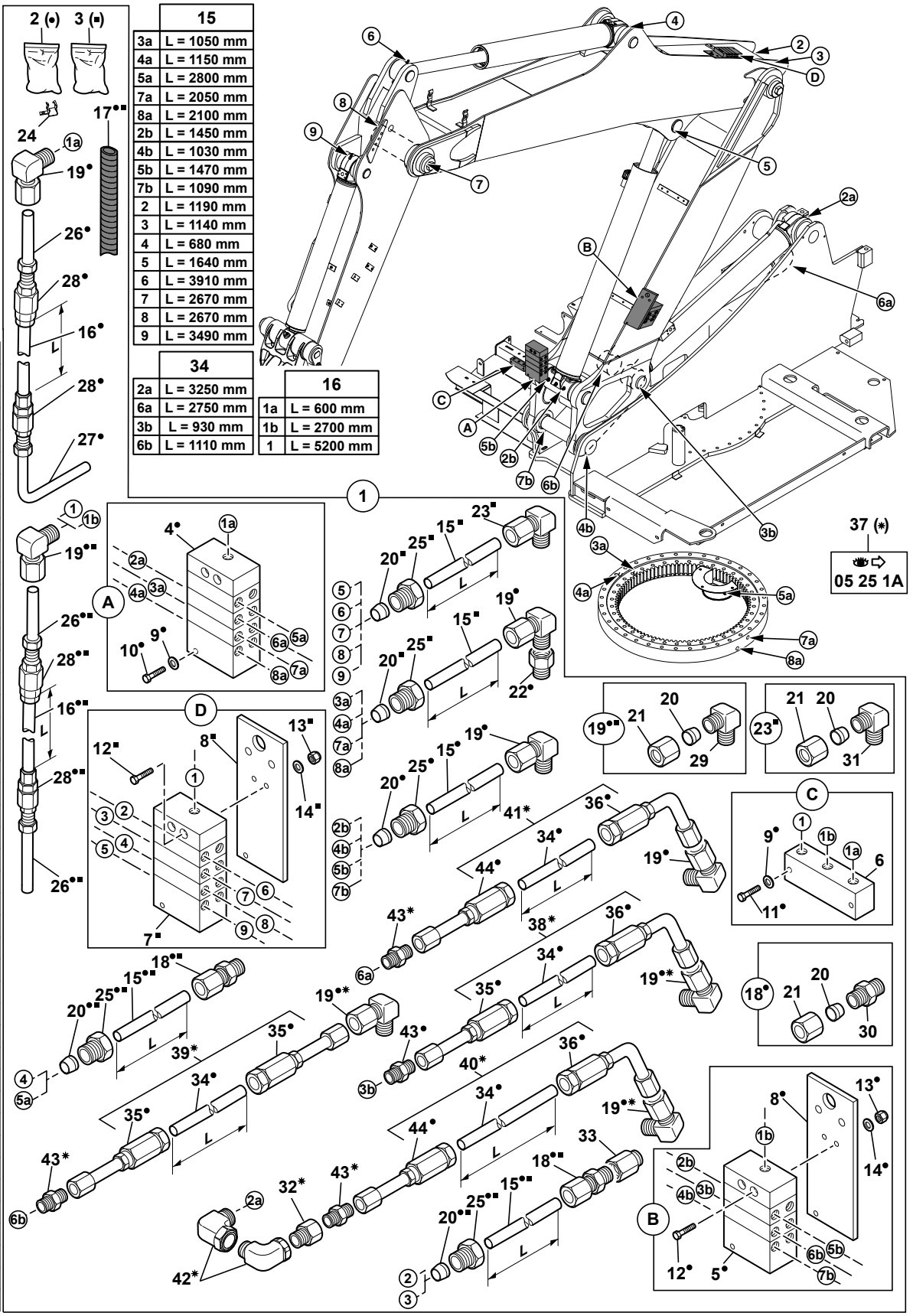

714MW_5400703_62_81_2B.eps

GRAISSAGE CENTRALISE (PELLE)
CENTRALIZED GREASING (EXCAVATOR)
ZENTRALSCHMIERUNG (BAGGER)

→ 80353
+80344&80351
-80354&80360

*	1	7030270			1	KIT: GRAISSAGE CENT--RALISE (EQUIPEMENT)	KIT: ONE-SHOT LUBR-ICATION (ATTACH.)	BAUSATZ: ZENTRALSCH-MIERUNG(AUSRUESTUNG)
*	2	7030348	1		1	KIT: GRAISSAGE CENT--RALISE (TOURELLE)	KIT: ONE-SHOT LUBR-ICATION (TOWER)	BAUSATZ: ZENTRALSCH-MIERUNG (TURM)
*	3	7030281	1		1	KIT: GRAISSAGE CENT--RALISE (EQUIPEMENT)	KIT: ONE-SHOT LUBR-ICATION (ATTACH.)	BAUSATZ: ZENTRALSCH-MIERUNG(AUSRUESTUNG)
*	4	536A0160	2		1	BLOC DE REPARTITION	DISTRIBUTION BLOCK	VERTEILERSTUECK BLOC
*	5	536A0159	2		1	BLOC DE REPARTITION	DISTRIBUTION BLOCK	VERTEILERSTUECK BLOC
*	6	536A0158	2		1	BLOC DE REPARTITION	DISTRIBUTION BLOCK	VERTEILERSTUECK BLOC
*	7	536A0209	3		1	BLOC DE REPARTITION	DISTRIBUTION BLOCK	VERTEILERSTUECK BLOC
*	8	536A0155	2-3		2	PLAQUE	PLATE	PLATTE
*	9		2	M5	5	RONDELLE	WASHER	UNTERLEGSCHEIBE
*	10		2	M5X40	3	VIS	SCREW	SCHRAUBE
*	11		2	M5X30	2	VIS	SCREW	SCHRAUBE
*	12		2-3	M5X35	6	VIS	SCREW	SCHRAUBE
*	13		2-3	M5	6	ECROU	NUT	MUTTER
*	14		2-3		6	RONDELLE	WASHER	UNTERLEGSCHEIBE
*	15	2360066	2-3	⟷ M	SB	FLEXIBLE	HOSE	SCHLAUCH
*	16	2360067	2-3	⟷ M	SB	FLEXIBLE	HOSE	SCHLAUCH
*	17	2360084	2-3	⟷ M	SB	GAINE	SHEATH	HUELLE
*	18	4750427	2-3		SB	UNION	CONNECTOR	ANSCHLUSSTEIL
*	19	4700125	2-3		SB	RACCORD COUDE	ELBOW UNION	KRUEMMER
*	20	4770199	2-3		SB	OLIVE	OVAL	OLIVE
*	21	4770200	18-19		SB	ECROU	NUT	MUTTER
*	21		23					
*	22	4750620	2	M8X100	4	RALLONGE	EXTENSION	VERLAENGERUNG
*	23	4700139	3		SB	RACCORD COUDE	ELBOW UNION	KRUEMMER
*	24	536A0208	1		1	AGRAFE	CRAMP	KLAMMER
*	25	4770193	2-3		SB	UNION	CONNECTOR	ANSCHLUSSTEIL
*	26	536A0156	2-3		5	TUBE	TUBE	ROHR
*	27	536A0157	2		1	TUBE	TUBE	ROHR
*	28	4770601	2-3		6	JUPE	SKIRT	SCHUERZE
*	29	4700154	19		SB	RACCORD COUDE	ELBOW UNION	KRUEMMER
*	30	4750634	18		SB	UNION	CONNECTOR	ANSCHLUSSTEIL
*	31	4700154	23		SB	RACCORD COUDE	ELBOW UNION	KRUEMMER
*	32	4750428	2	M10X100	1	RALLONGE	EXTENSION	VERLAENGERUNG
*	33	4750711	1	M10X100/50	2	RALLONGE	EXTENSION	VERLAENGERUNG
*	34	2360154	2	⟷ M	SB	FLEXIBLE	HOSE	SCHLAUCH
*	35	6846004	2		3	RACCORD	NIPPLE	VERBINDUNGSELEMENT
*	36	6846003	2		3	RACCORD	NIPPLE	VERBINDUNGSELEMENT
*	37	K7032044		👁 05 25 1A	PM	KIT : FLEXIBLE H.P.	KIT: H.P. HOSE	KIT : H.D. SCHLAUCH
*	38	1190104	37		1	FLEXIBLE EQUIPE	EQUIPPED HOSE	KOMPLETTE SCHLAUCH
*	39	1190105	37		1	FLEXIBLE EQUIPE	EQUIPPED HOSE	KOMPLETTE SCHLAUCH
*	40	1190106	37		1	FLEXIBLE EQUIPE	EQUIPPED HOSE	KOMPLETTE SCHLAUCH

GRAISSAGE CENTRALISÉ (PELLE)
CENTRALIZED GREASING (EXCAVATOR)
ZENTRALSCHMIERUNG (BAGGER)

⟼ 80353
+80344&80351
-80354&80350

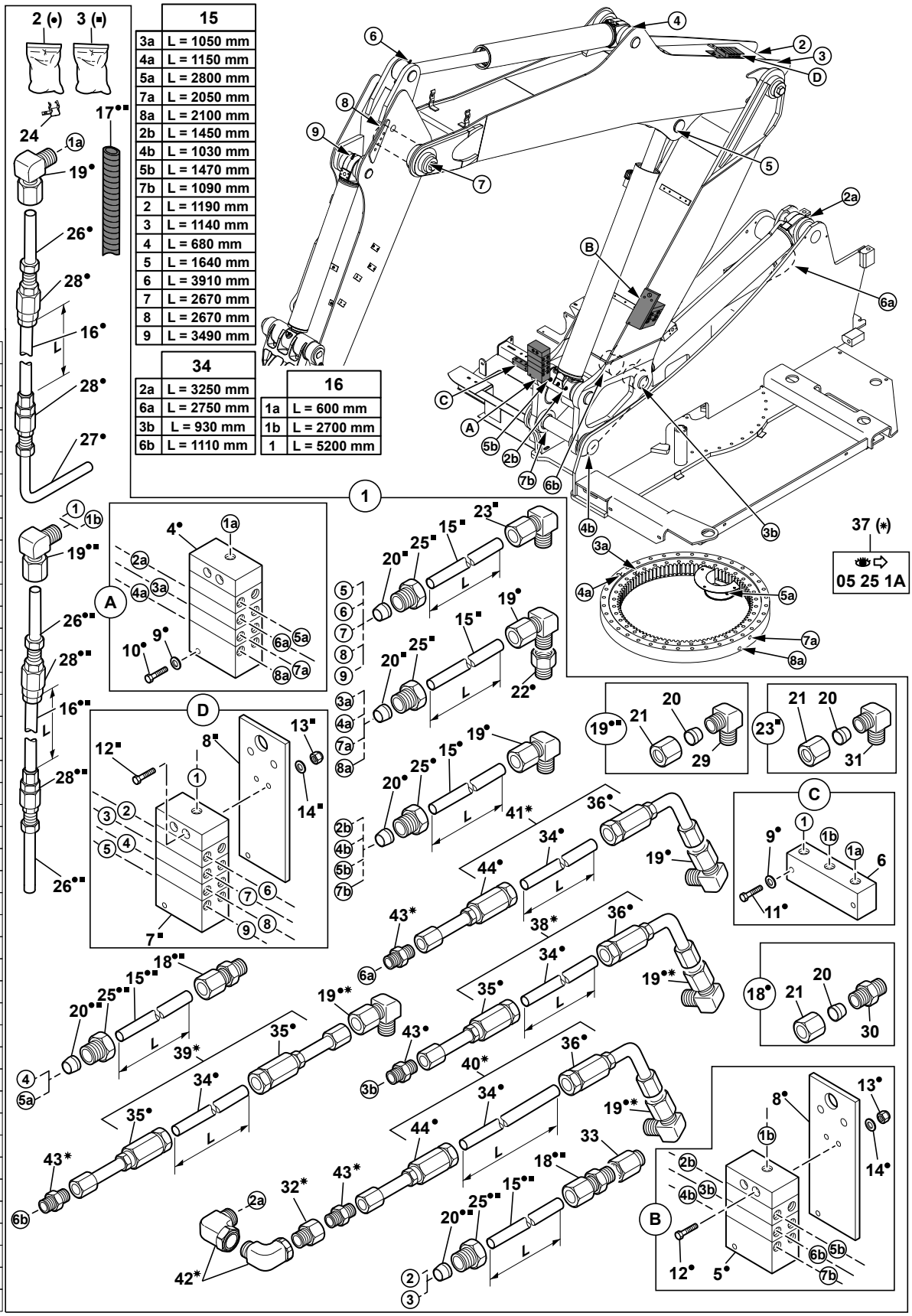

1	7030270
2	7030348
3	7030281
4	536A0160
5	536A0159
6	536A0158
7	536A0209
8	536A0155
9	
10	
11	
12	
13	
14	
15	2360066
16	2360067
17	2360084
18	4750427
19	4700125
20	4770199
21	4770200
22	4750620
23	4700139
24	536A0208
25	4770193
26	536A0156
27	536A0157
28	4770601
29	4700154
30	4750634
31	4700154
32	4750428
33	4750711
34	2360154
35	6846004
36	6846003
37	K7032044
38	1190104
39	1190105
40	1190106
41	1190107
42	4700180
43	4750740
44	6846000

714MW_5400703_62_81_2B.eps

GRAISSAGE CENTRALISE (PELLE)
CENTRALIZED GREASING (EXCAVATOR)
ZENTRALSCHMIERUNG (BAGGER)

→ 80353
+80344&80351
-80354&80360

*	41	1190107	37	1	FLEXIBLE EQUIPE	EQUIPPED HOSE	KOMPLETTE SCHLAUCH
*	42	4700180	37	2	RACCORD	NIPPLE	VERBINDUNGSELEMENT
*	43	4750740	37	4	UNION	CONNECTOR	ANSCHLUSSTEIL
*	44	6846000	2	2	RACCORD	NIPPLE	VERBINDUNGSELEMENT

GRAISSAGE CENTRALISÉ (SANS DÉPORT)
CENTRALIZED GREASING (WITHOUT OFFSET)
ZENTRALSCHMIERUNG (OHNE VERSETZUNGS)

→I 80352
-80344&80351
+80354&80360

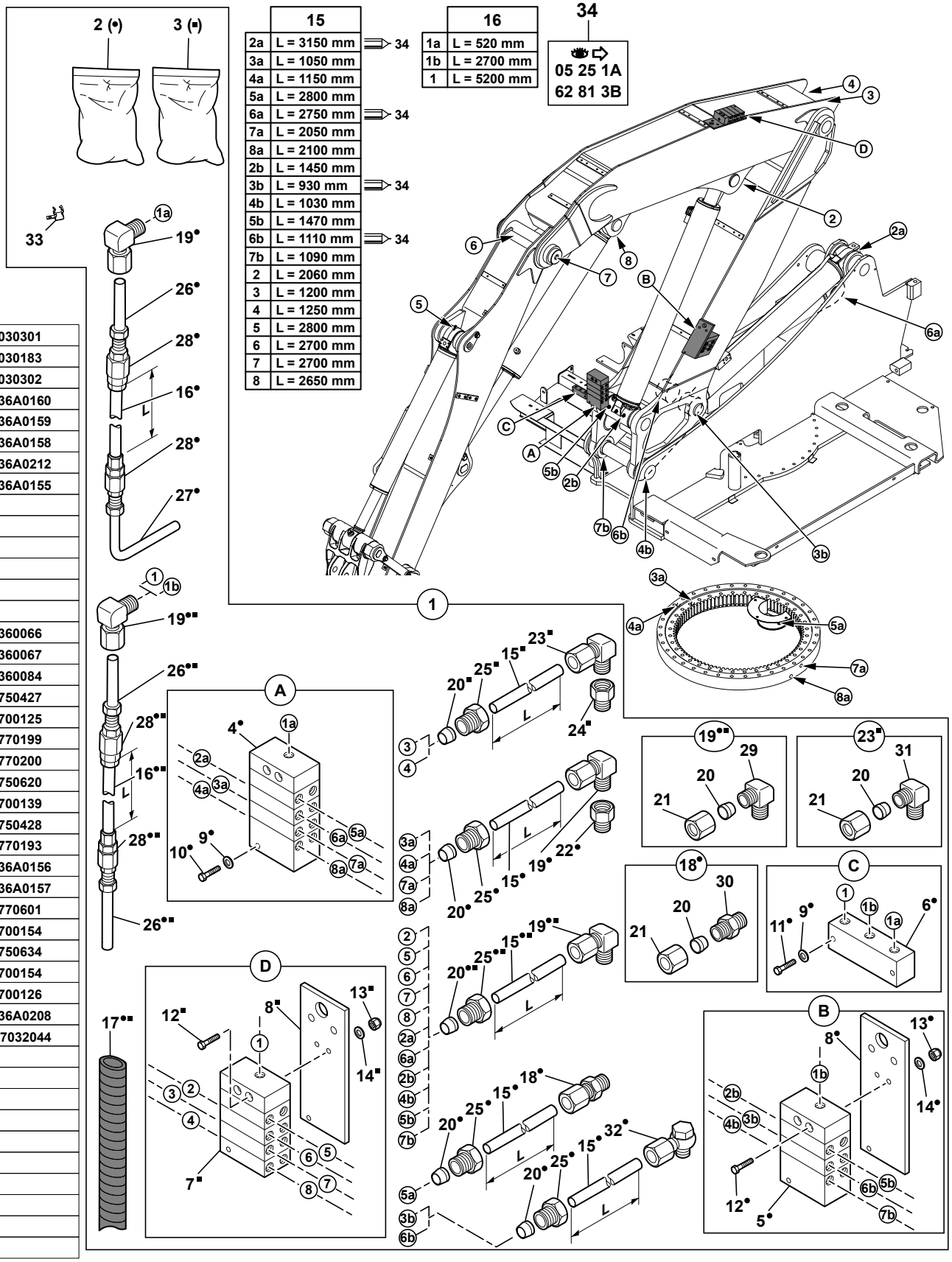

1	7030301
2	7030183
3	7030302
4	536A0160
5	536A0159
6	536A0158
7	536A0212
8	536A0155
9	
10	
11	
12	
13	
14	
15	2360066
16	2360067
17	2360084
18	4750427
19	4700125
20	4770199
21	4770200
22	4750620
23	4700139
24	4750428
25	4770193
26	536A0156
27	536A0157
28	4770601
29	4700154
30	4750634
31	4700154
32	4700126
33	536A0208
34	K7032044

714MW_5400703_62_81_3A.eps

GRAISSAGE CENTRALISE (SANS DEPORT)
CENTRALIZED GREASING (WITHOUT OFFSET)
ZENTRALSCHMIERUNG (OHNE VERSETZUNGS)

→ 80352
-80344&80351
+80354&80360

1	7030301			1	KIT: GRAISSAGE CENT--RALISE (EQUIPEMENT)	KIT: ONE-SHOT LUBR-ICATION (ATTACH.)	BAUSATZ: ZENTRALSCH-MIERUNG(AUSRUESTUNG)
2	7030183	1		1	KIT: GRAISSAGE CENT--RALISE (TOURELLE)	KIT: ONE-SHOT LUBR-ICATION (TOWER)	BAUSATZ: ZENTRALSCH-MIERUNG (TURM)
3	7030302	1		1	KIT: GRAISSAGE CENT--RALISE (EQUIPEMENT)	KIT: ONE-SHOT LUBR-ICATION (ATTACH.)	BAUSATZ: ZENTRALSCH-MIERUNG(AUSRUESTUNG)
4	536A0160	2		1	BLOC DE REPARTITION	DISTRIBUTION BLOCK	VERTEILERSTUECK BLOC
5	536A0159	2		1	BLOC DE REPARTITION	DISTRIBUTION BLOCK	VERTEILERSTUECK BLOC
6	536A0158	2		1	BLOC DE REPARTITION	DISTRIBUTION BLOCK	VERTEILERSTUECK BLOC
7	536A0212	3		1	BLOC DE REPARTITION	DISTRIBUTION BLOCK	VERTEILERSTUECK BLOC
8	536A0155	2-3		2	PLAQUE	PLATE	PLATTE
9		2	M5	5	RONDELLE	WASHER	UNTERLEGSCHEIBE
10		2	M5X40	3	VIS	SCREW	SCHRAUBE
11		2	M5X30	2	VIS	SCREW	SCHRAUBE
12		2-3	M5X35	6	VIS	SCREW	SCHRAUBE
13		2-3	M5	6	ECROU	NUT	MUTTER
14		2-3		6	RONDELLE	WASHER	UNTERLEGSCHEIBE
15	2360066	2-3	⟷ M	SB	FLEXIBLE	HOSE	SCHLAUCH
16	2360067	2-3	⟷ M	SB	FLEXIBLE	HOSE	SCHLAUCH
17	2360084	2-3	⟷ M	SB	GAINE	SHEATH	HUELLE
18	4750427	2		1	UNION	CONNECTOR	ANSCHLUSSTEIL
19	4700125	2-3		18	RACCORD COUDE	ELBOW UNION	KRUEMMER
20	4770199	2-3		41	OLIVE	OVAL	OLIVE
21	4770200	18-19		21	ECROU	NUT	MUTTER
21		23					
22	4750620	2-3	M8X100	4	RALLONGE	EXTENSION	VERLAENGERUNG
23	4700139	3		2	RACCORD COUDE	ELBOW UNION	KRUEMMER
24	4750428	3	M10X100	2	RALLONGE	EXTENSION	VERLAENGERUNG
25	4770193	2-3		20	UNION	CONNECTOR	ANSCHLUSSTEIL
26	536A0156	2-3		5	TUBE	TUBE	ROHR
27	536A0157	2		1	TUBE	TUBE	ROHR
28	4770601	2-3		6	JUPE	SKIRT	SCHUERZE
29	4700154	19		18	RACCORD COUDE	ELBOW UNION	KRUEMMER
30	4750634	18		1	UNION	CONNECTOR	ANSCHLUSSTEIL
31	4700154	23		2	RACCORD COUDE	ELBOW UNION	KRUEMMER
32	4700126	2		2	RACCORD BANJO	BANJO FITTING	RINGSTUECK
33	536A0208	3		1	AGRAFE	CRAMP	KLAMMER
* 34	K7032044		05 25 1A	PM	KIT : FLEXIBLE H.P.	KIT: H.P. HOSE	KIT : H.D. SCHLAUCH
* 34			62 81 3B				

GRAISSAGE CENTRALISÉ (SANS DÉPORT)
CENTRALIZED GREASING (WITHOUT OFFSET)
ZENTRALSCHMIERUNG (OHNE VERSETZUNGS)

⟼ 80353
+80344&80351
-80354&80360

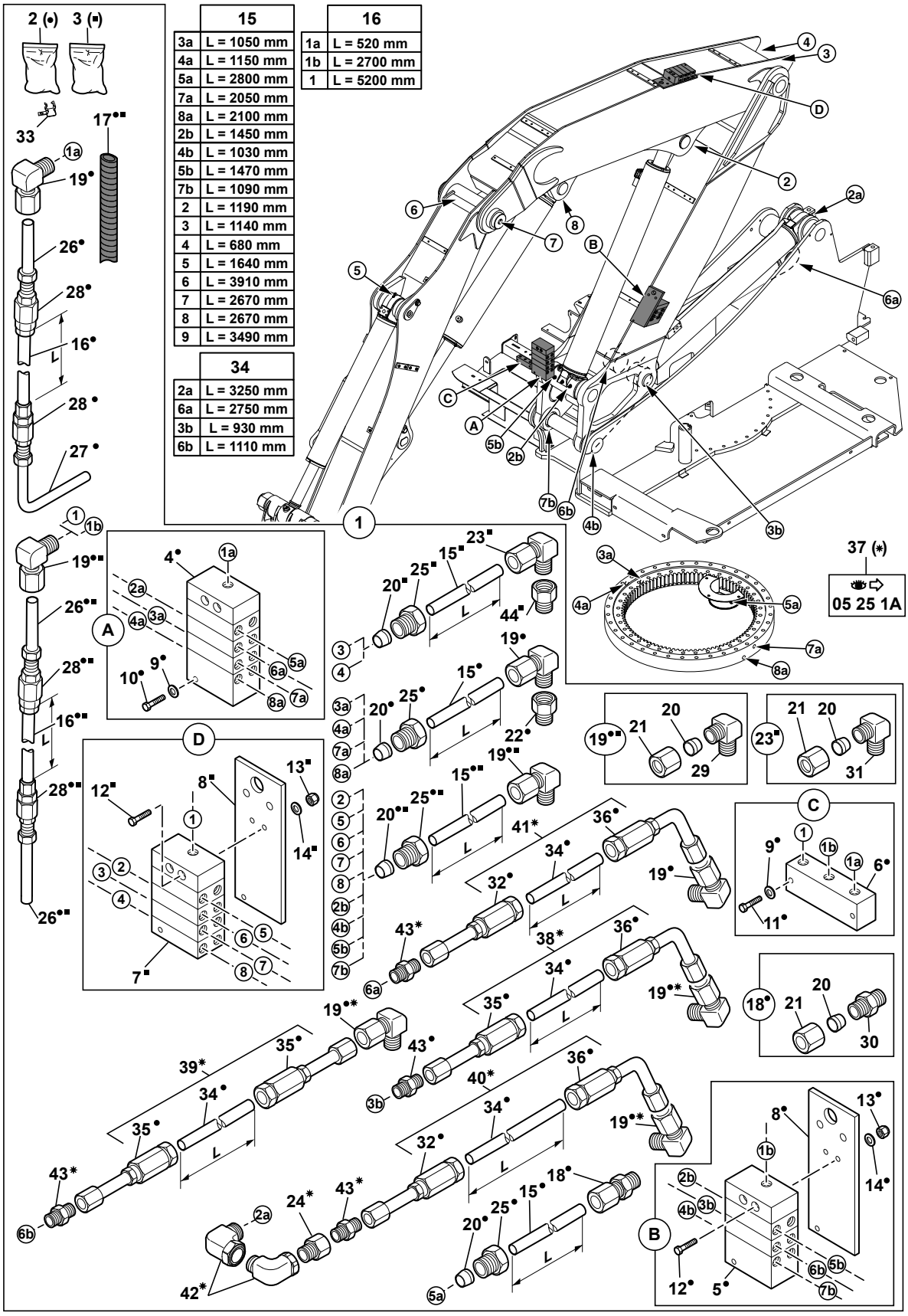

1	7030301
2	7030348
3	7030302
4	536A0160
5	536A0159
6	536A0158
7	536A0212
8	536A0155
9	
10	
11	
12	
13	
14	
15	2360066
16	2360067
17	2360084
18	4750427
19	4700125
20	4770199
21	4770200
22	4750620
23	4700139
24	4750428
25	4770193
26	536A0156
27	536A0157
28	4770601
29	4700154
30	4750634
31	4700154
32	6846000
33	536A0208
34	2360154
35	6846004
36	6846003
37	K7032044
38	1190104
39	1190105
40	1190106
41	1190107
42	4700180
43	4750740
44	4750428

15	
3a	L = 1050 mm
4a	L = 1150 mm
5a	L = 2800 mm
7a	L = 2050 mm
8a	L = 2100 mm
2b	L = 1450 mm
4b	L = 1030 mm
5b	L = 1470 mm
7b	L = 1090 mm
2	L = 1190 mm
3	L = 1140 mm
4	L = 680 mm
5	L = 1640 mm
6	L = 3910 mm
7	L = 2670 mm
8	L = 2670 mm
9	L = 3490 mm

16	
1a	L = 520 mm
1b	L = 2700 mm
1	L = 5200 mm

34	
2a	L = 3250 mm
6a	L = 2750 mm
3b	L = 930 mm
6b	L = 1110 mm

714MW_5400703_62_81_3B.eps

GRAISSAGE CENTRALISE (SANS DEPORT)
CENTRALIZED GREASING (WITHOUT OFFSET)
ZENTRALSCHMIERUNG (OHNE VERSETZUNGS)

↦ 80353
+80344&80351
-80354&80360

*	1	7030301			1	KIT: GRAISSAGE CENT--RALISE (EQUIPEMENT)	KIT: ONE-SHOT LUBR-ICATION (ATTACH.)	BAUSATZ: ZENTRALSCH-MIERUNG(AUSRUESTUNG)
*	2	7030348	1		1	KIT: GRAISSAGE CENT--RALISE (TOURELLE)	KIT: ONE-SHOT LUBR-ICATION (TOWER)	BAUSATZ: ZENTRALSCH-MIERUNG (TURM)
*	3	7030302	1		1	KIT: GRAISSAGE CENT--RALISE (EQUIPEMENT)	KIT: ONE-SHOT LUBR-ICATION (ATTACH.)	BAUSATZ: ZENTRALSCH-MIERUNG(AUSRUESTUNG)
*	4	536A0160	2		1	BLOC DE REPARTITION	DISTRIBUTION BLOCK	VERTEILERSTUECK BLOC
*	5	536A0159	2		1	BLOC DE REPARTITION	DISTRIBUTION BLOCK	VERTEILERSTUECK BLOC
*	6	536A0158	2		1	BLOC DE REPARTITION	DISTRIBUTION BLOCK	VERTEILERSTUECK BLOC
*	7	536A0212	3		1	BLOC DE REPARTITION	DISTRIBUTION BLOCK	VERTEILERSTUECK BLOC
*	8	536A0155	2-3		2	PLAQUE	PLATE	PLATTE
*	9		2	M5	5	RONDELLE	WASHER	UNTERLEGSCHEIBE
*	10		2	M5X40	3	VIS	SCREW	SCHRAUBE
*	11		2	M5X30	2	VIS	SCREW	SCHRAUBE
*	12		2-3	M5X35	6	VIS	SCREW	SCHRAUBE
*	13		2-3	M5	6	ECROU	NUT	MUTTER
*	14		2-3		6	RONDELLE	WASHER	UNTERLEGSCHEIBE
*	15	2360066	2-3	⟷ M	SB	FLEXIBLE	HOSE	SCHLAUCH
*	16	2360067	2-3	⟷ M	SB	FLEXIBLE	HOSE	SCHLAUCH
*	17	2360084	2-3	⟷ M	SB	GAINE	SHEATH	HUELLE
*	18	4750427	2		SB	UNION	CONNECTOR	ANSCHLUSSTEIL
*	19	4700125	2-3		SB	RACCORD COUDE	ELBOW UNION	KRUEMMER
*	20	4770199	2-3		SB	OLIVE	OVAL	OLIVE
*	21	4770200	18-19		SB	ECROU	NUT	MUTTER
*	21		23					
*	22	4750620	2-3	M8X100	4	RALLONGE	EXTENSION	VERLAENGERUNG
*	23	4700139	3		2	RACCORD COUDE	ELBOW UNION	KRUEMMER
*	24	4750428	3	M10X100	1	RALLONGE	EXTENSION	VERLAENGERUNG
*	25	4770193	2-3		SB	UNION	CONNECTOR	ANSCHLUSSTEIL
*	26	536A0156	2-3		5	TUBE	TUBE	ROHR
*	27	536A0157	2		1	TUBE	TUBE	ROHR
*	28	4770601	2-3		6	JUPE	SKIRT	SCHUERZE
*	29	4700154	19		SB	RACCORD COUDE	ELBOW UNION	KRUEMMER
*	30	4750634	18		SB	UNION	CONNECTOR	ANSCHLUSSTEIL
*	31	4700154	23		SB	RACCORD COUDE	ELBOW UNION	KRUEMMER
*	32	6846000	2		2	RACCORD	NIPPLE	VERBINDUNGSELEMENT
*	33	536A0208	3		1	AGRAFE	CRAMP	KLAMMER
*	34	2360154	2	⟷ M	PM	FLEXIBLE	HOSE	SCHLAUCH
*	35	6846004	2		3	RACCORD	NIPPLE	VERBINDUNGSELEMENT
*	36	6846003	2		3	RACCORD	NIPPLE	VERBINDUNGSELEMENT
*	37	K7032044		👁 05 25 1A	PM	KIT : FLEXIBLE H.P.	KIT: H.P. HOSE	KIT : H.D. SCHLAUCH
*	38	1190104	37		1	FLEXIBLE EQUIPE	EQUIPPED HOSE	KOMPLETTE SCHLAUCH
*	39	1190105	37		1	FLEXIBLE EQUIPE	EQUIPPED HOSE	KOMPLETTE SCHLAUCH
*	40	1190106	37		1	FLEXIBLE EQUIPE	EQUIPPED HOSE	KOMPLETTE SCHLAUCH

GRAISSAGE CENTRALISÉ (SANS DÉPORT)
CENTRALIZED GREASING (WITHOUT OFFSET)
ZENTRALSCHMIERUNG (OHNE VERSETZUNGS)

→ 80353
+80344&80351
-80354&80360

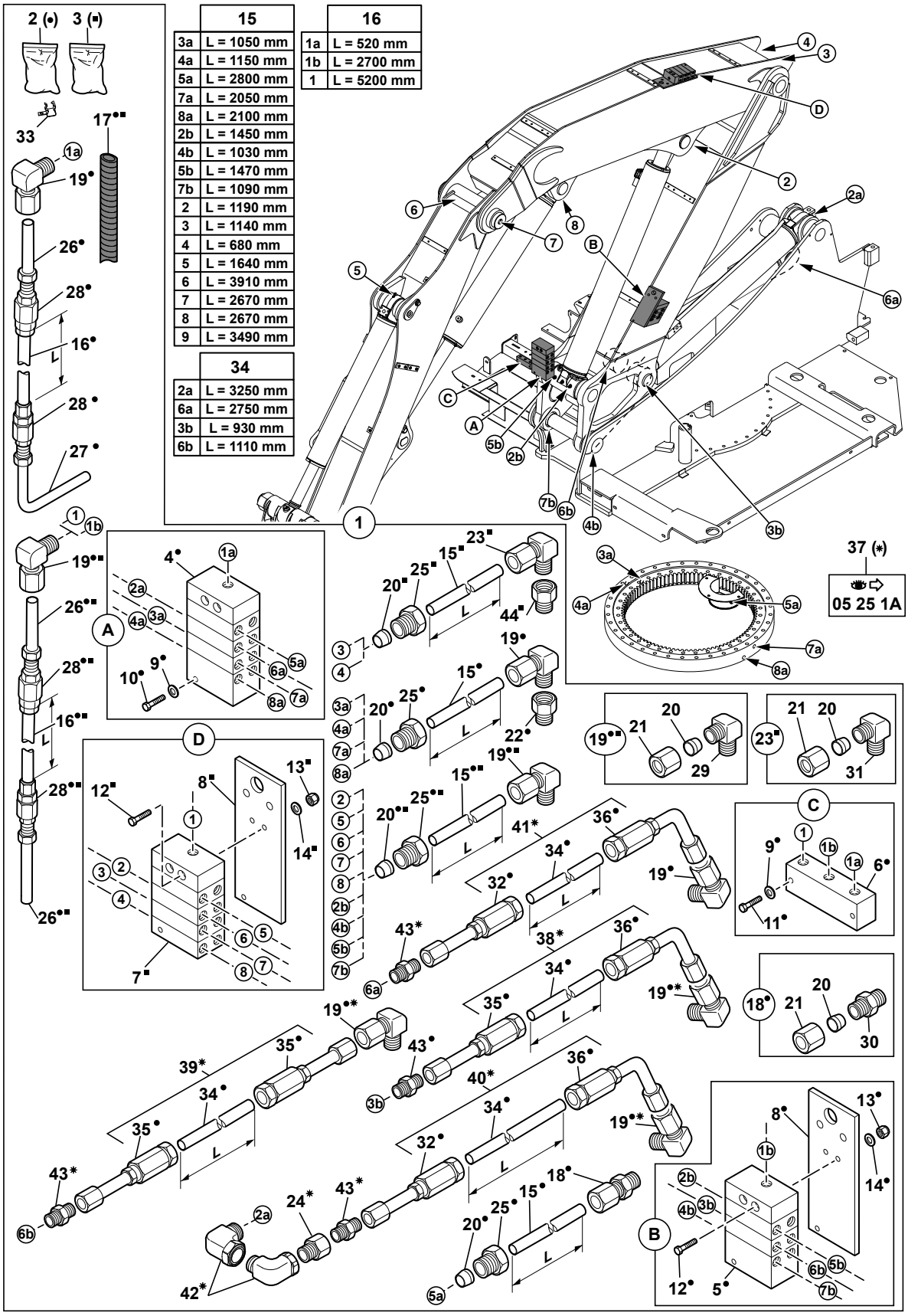

1	7030301
2	7030348
3	7030302
4	536A0160
5	536A0159
6	536A0158
7	536A0212
8	536A0155
9	
10	
11	
12	
13	
14	
15	2360066
16	2360067
17	2360084
18	4750427
19	4700125
20	4770199
21	4770200
22	4750620
23	4700139
24	4750428
25	4770193
26	536A0156
27	536A0157
28	4770601
29	4700154
30	4750634
31	4700154
32	6846000
33	536A0208
34	2360154
35	6846004
36	6846003
37	K7032044
38	1190104
39	1190105
40	1190106
41	1190107
42	4700180
43	4750740
44	4750428

714MW_5400703_62_81_3B.eps

GRAISSAGE CENTRALISE (SANS DEPORT)
CENTRALIZED GREASING (WITHOUT OFFSET)
ZENTRALSCHMIERUNG (OHNE VERSETZUNGS)

→ 80353
+80344&80351
-80354&80360

*	41	1190107	37		1	FLEXIBLE EQUIPE	EQUIPPED HOSE	KOMPLETTE SCHLAUCH
*	42	4700180	37		2	RACCORD	NIPPLE	VERBINDUNGSELEMENT
*	43	4750740	37		4	UNION	CONNECTOR	ANSCHLUSSTEIL
*	44	4750428	3	M10X100	2	RALLONGE	EXTENSION	VERLAENGERUNG

GRAISSAGE CENTRALISÉ AUTOMATIQUE
AUTOMATIC ONE-SHOT GREASING
ZENTRALSCHMIERUNG AUTOMATISCH

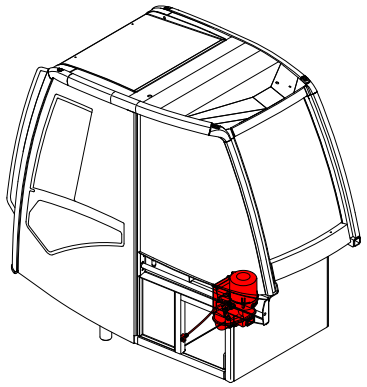

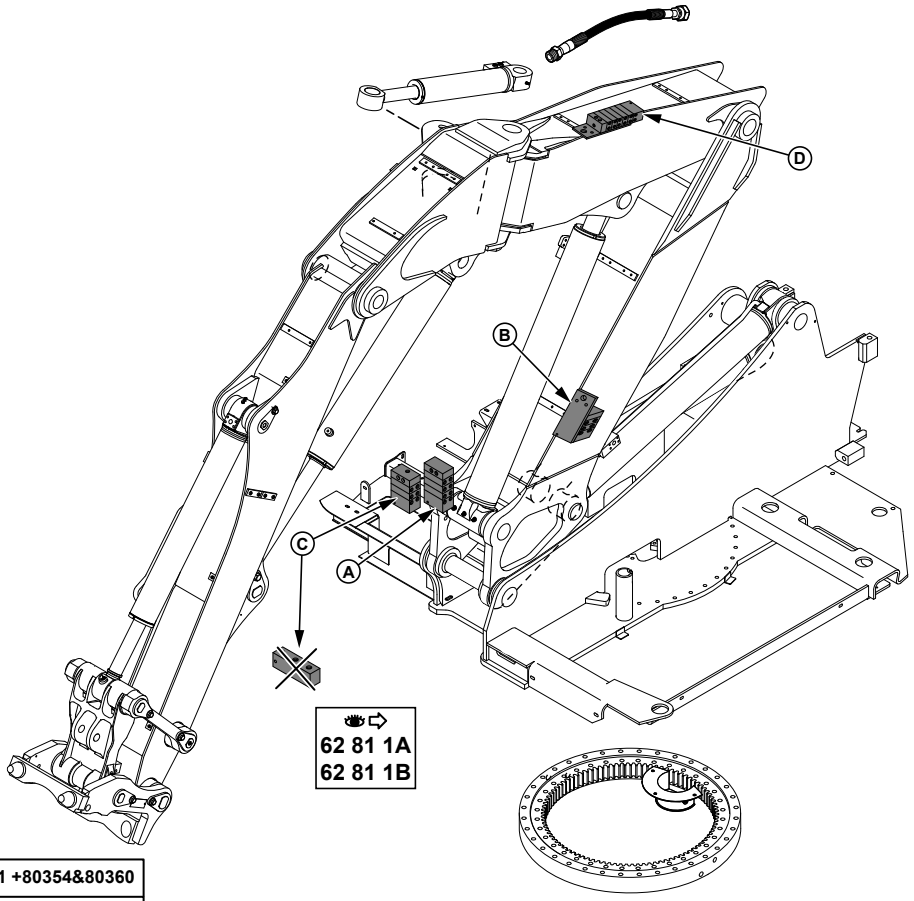

1	7030097
2	7030183 → (A)
	7030348 → (B)
3	7030186 → 80490
	7030513 → 80491
4	7030187
5	3831380
6	3530075
7	4380050
8	4410016
9	4460025
10	536A0164
11	
12	536A0162
13	4700125
14	4770200
15	4770199
16	4700154
17	2360067
18	536A0163
19	4190178
20	4750711
21	2504318
22	4410020
23	4490003
24	4750730
25	4190204
26	4770599
27	4290079
28	4470007

17
L = 3850 mm

(A)	80352 -80344&80351 +80354&80360
(B)	80353 +80344&80351 -80354&80360

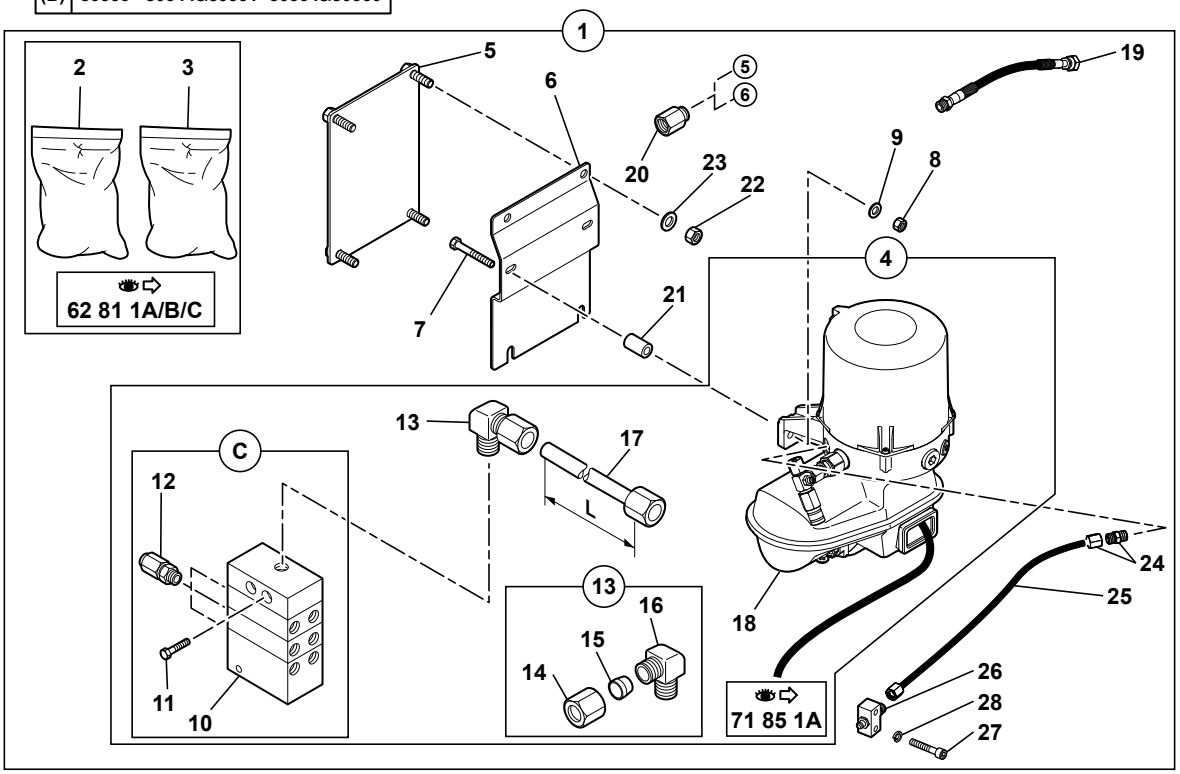

714MW_5400703_62_82_1A.eps

GRAISSAGE CENTRALISE AUTOMATIQUE
AUTOMATIC ONE-SHOT GREASING
ZENTRALSCHMIERUNG AUTOMATISCH

1	7030097			1	KIT:GRAISSAGE CENTR-ALISE AUTOMATIQUE	KIT: AUTOMATIC ONE-SHOT LUBRICATION	BAUSATZ: ZENTRALSCH-MIERUNG AUTOMATISCH
2	7030183	1	→ (A)	PM	KIT: GRAISSAGE CENT--RALISE (TOURELLE)	KIT: ONE-SHOT LUBR-ICATION (TOWER)	BAUSATZ: ZENTRALSCH-MIERUNG (TURM)
2	7030348	1	→ (B)	PM	KIT: GRAISSAGE CENT--RALISE (TOURELLE)	KIT: ONE-SHOT LUBR-ICATION (TOWER)	BAUSATZ: ZENTRALSCH-MIERUNG (TURM)
2			62 81 1A/B/C				
3	7030186	1	→ 80490	PM	KIT: GRAISSAGE CENT--RALISE (EQUIPEMENT)	KIT: ONE-SHOT LUBR-ICATION (ATTACH.)	BAUSATZ: ZENTRALSCH-MIERUNG(AUSRUESTUNG)
3	7030513	1	→ 80491	PM	KIT: GRAISSAGE CENT--RALISE (EQUIPEMENT)	KIT: ONE-SHOT LUBR-ICATION (ATTACH.)	BAUSATZ: ZENTRALSCH-MIERUNG(AUSRUESTUNG)
3			62 81 1A/B/C				
4	7030187	1		1	KIT:GRAISSAGE CENTR-ALISE AUTOMATIQUE	KIT: AUTOMATIC ONE-SHOT LUBRICATION	BAUSATZ: ZENTRALSCH-MIERUNG AUTOMATISCH
5	3831380	1		1	PLAQUE	PLATE	PLATTE
6	3530075	1		1	TOLE	SHIELD	SCHUTZBLECH
7	4380050	1	H M8X60	2	VIS	SCREW	SCHRAUBE
8	4410016	1	H M8	2	ECROU	NUT	MUTTER
9	4460025	1	MU8	2	RONDELLE	WASHER	UNTERLEGSCHEIBE
10	536A0164	4		1	BLOC DE REPARTITION	DISTRIBUTION BLOCK	VERTEILERSTUECK BLOC
11		4	M5X40	2	VIS	SCREW	SCHRAUBE
12	536A0162	4		3	SOUPAPE DE GRAISSAGE	LUBE VALVE	SCHMIERVENTIL
13	4700125	4		1	RACCORD COUDE	ELBOW UNION	KRUEMMER
14	4770200	13		1	ECROU	NUT	MUTTER
15	4770199	13		1	OLIVE	OVAL	OLIVE
16	4700154	13		1	RACCORD COUDE	ELBOW UNION	KRUEMMER
17	2360067	4	↔ M	SB	FLEXIBLE	HOSE	SCHLAUCH
18	536A0163	4	71 85 1A	1	POMPE A GRAISSE	GREASE GUN	FETTPRESSE
19	4190178	1		1	FLEXIBLE	HOSE	SCHLAUCH
20	4750711	1	M10X100/50	2	RALLONGE	EXTENSION	VERLAENGERUNG
21	2504318	1		2	ENTRETOISE	SPACER	ABSTANDSTUECK
22	4410020	1	H M10	4	ECROU	NUT	MUTTER
23	4490003	1	CONTACT MU10	4	RONDELLE	WASHER	UNTERLEGSCHEIBE
24	4750730	1		1	UNION	CONNECTOR	ANSCHLUSSTEIL
25	4190204	1		1	FLEXIBLE	HOSE	SCHLAUCH
26	4770599	1		1	BLOC	BLOCK	BLOCK
27	4290079	1	CHC M5X25	2	VIS	SCREW	SCHRAUBE
28	4470007	1	W5	2	RONDELLE FREIN	LOCK WASHER	FEDERRING

GRAISSAGE CENTRALISÉ AUTOMATIQUE (PELLE)
AUTOMATIC ONE-SHOT GREASING (EXCAVATOR)
ZENTRALSCHMIERUNG AUTOMATISCH (BAGGER)

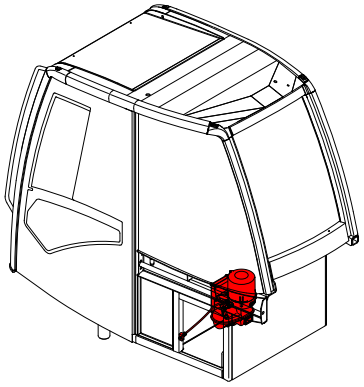

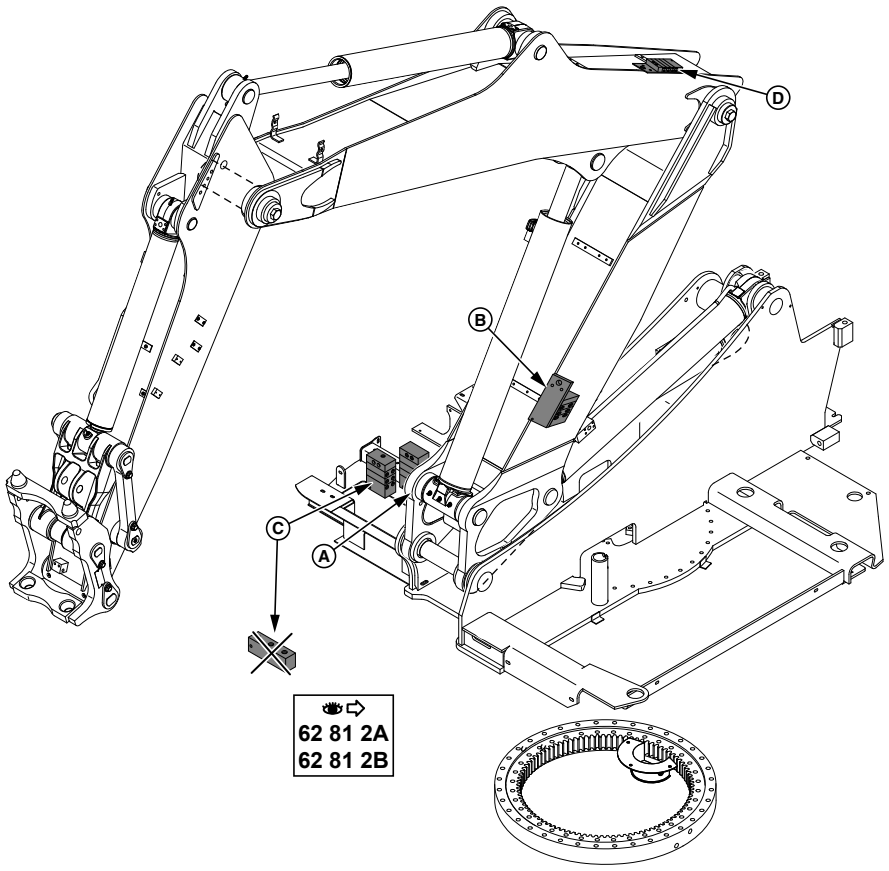

1	7030289
2	7030183 → (A)
	7030348 → (B)
3	7030281
4	7030187
5	3831380
6	3530075
7	4380050
8	4410016
9	4460025
10	536A0164
11	
12	536A0162
13	4700125
14	4770200
15	4770199
16	4700154
17	2360067
18	536A0163
19	4750711
20	2504318
21	4410020
22	4490003
23	4750730
24	4190204
25	4770599
26	4290079
27	4470007

17
L = 3850 mm

(A)	80352 -80344&80351 +80354&80360
(B)	80353 +80344&80351 -80354&80360

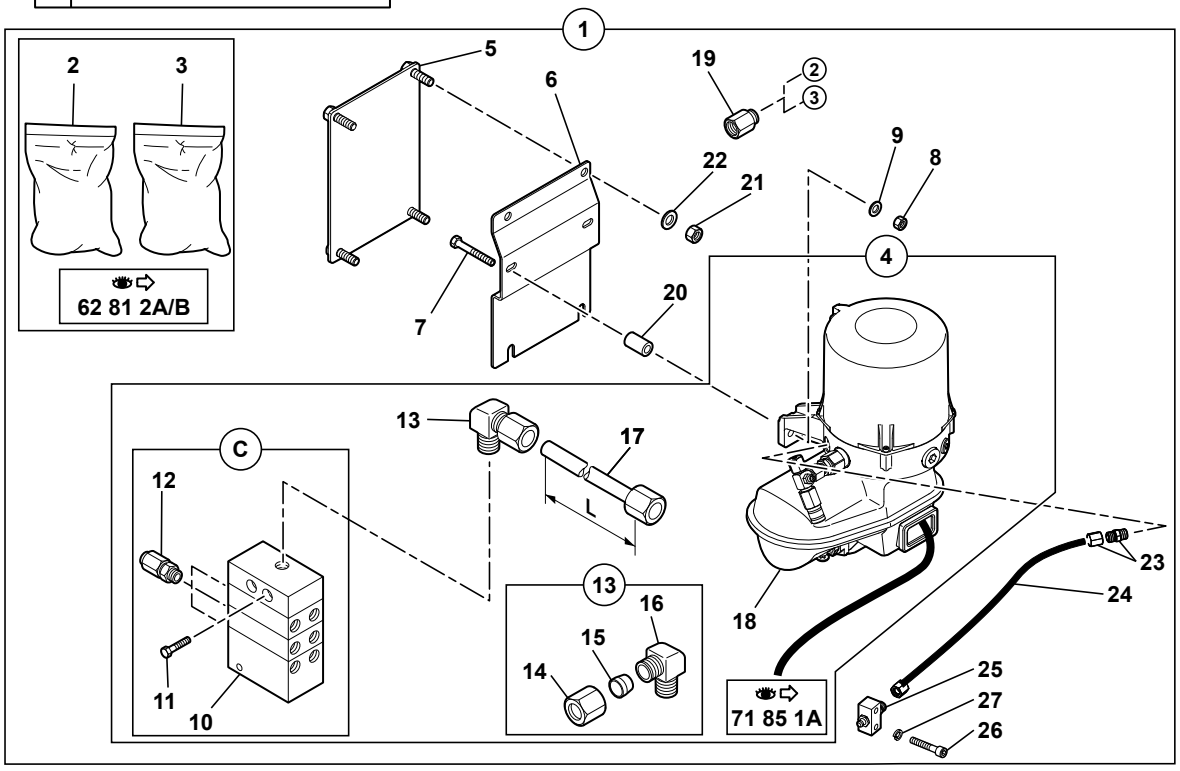

714MW_5400703_62_82_2A.eps

GRAISSAGE CENTRALISE AUTOMATIQUE (PELLE)
AUTOMATIC ONE-SHOT GREASING (EXCAVATOR)
ZENTRALSCHMIERUNG AUTOMATISCH (BAGGER)

	1	7030289			1	KIT:GRAISSAGE CENTR-ALISE AUTOMATIQUE	KIT: AUTOMATIC ONE-SHOT LUBRICATION	BAUSATZ: ZENTRALSCH-MIERUNG AUTOMATISCH
	2	7030183	1	→ (A)	PM	KIT: GRAISSAGE CENT--RALISE (TOURELLE)	KIT: ONE-SHOT LUBR-ICATION (TOWER)	BAUSATZ: ZENTRALSCH-MIERUNG (TURM)
*	2	7030348	1	→ (B)	PM	KIT: GRAISSAGE CENT--RALISE (TOURELLE)	KIT: ONE-SHOT LUBR-ICATION (TOWER)	BAUSATZ: ZENTRALSCH-MIERUNG (TURM)
*	2			62 81 2A/B				
	3	7030281	1	62 81 2A/B	PM	KIT: GRAISSAGE CENT--RALISE (EQUIPEMENT)	KIT: ONE-SHOT LUBR-ICATION (ATTACH.)	BAUSATZ: ZENTRALSCH-MIERUNG(AUSRUESTUNG)
	4	7030187	1		1	KIT:GRAISSAGE CENTR-ALISE AUTOMATIQUE	KIT: AUTOMATIC ONE-SHOT LUBRICATION	BAUSATZ: ZENTRALSCH-MIERUNG AUTOMATISCH
	5	3831380	1		1	PLAQUE	PLATE	PLATTE
	6	3530075	1		1	TOLE	SHIELD	SCHUTZBLECH
	7	4380050	1	H M8X60	2	VIS	SCREW	SCHRAUBE
	8	4410016	1	H M8	2	ECROU	NUT	MUTTER
	9	4460025	1	MU8	2	RONDELLE	WASHER	UNTERLEGSCHEIBE
	10	536A0164	4		1	BLOC DE REPARTITION	DISTRIBUTION BLOCK	VERTEILERSTUECK BLOC
	11		4	M5X40	2	VIS	SCREW	SCHRAUBE
	12	536A0162	4		3	SOUPAPE DE GRAISSAGE	LUBE VALVE	SCHMIERVENTIL
	13	4700125	4		1	RACCORD COUDE	ELBOW UNION	KRUEMMER
	14	4770200	13		1	ECROU	NUT	MUTTER
	15	4770199	13		1	OLIVE	OVAL	OLIVE
	16	4700154	13		1	RACCORD COUDE	ELBOW UNION	KRUEMMER
	17	2360067	4	↔ M	SB	FLEXIBLE	HOSE	SCHLAUCH
	18	536A0163	4	71 85 1A	1	POMPE A GRAISSE	GREASE GUN	FETTPRESSE
	19	4750711	1	M10X100/50	2	RALLONGE	EXTENSION	VERLAENGERUNG
	20	2504318	1		2	ENTRETOISE	SPACER	ABSTANDSTUECK
	21	4410020	1	H M10	4	ECROU	NUT	MUTTER
	22	4490003	1	CONTACT MU10	4	RONDELLE	WASHER	UNTERLEGSCHEIBE
*	23	4750730	1		1	UNION	CONNECTOR	ANSCHLUSSTEIL
	24	4190204	1		1	FLEXIBLE	HOSE	SCHLAUCH
	25	4770599	1		1	BLOC	BLOCK	BLOCK
	26	4290079	1	CHC M5X25	2	VIS	SCREW	SCHRAUBE
	27	4470007	1	W5	2	RONDELLE FREIN	LOCK WASHER	FEDERRING

GRAISSAGE CENTRALISÉ AUTOMATIQUE (SANS DÉPORT)
AUTOMATIC ONE-SHOT GREASING (WITHOUT OFFSET)
ZENTRALSCHMIERUNG AUTOMATISCH (OHNE VERSETZUNGS)

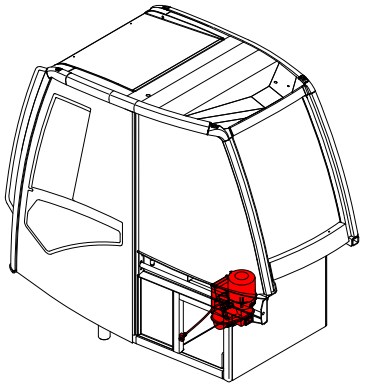

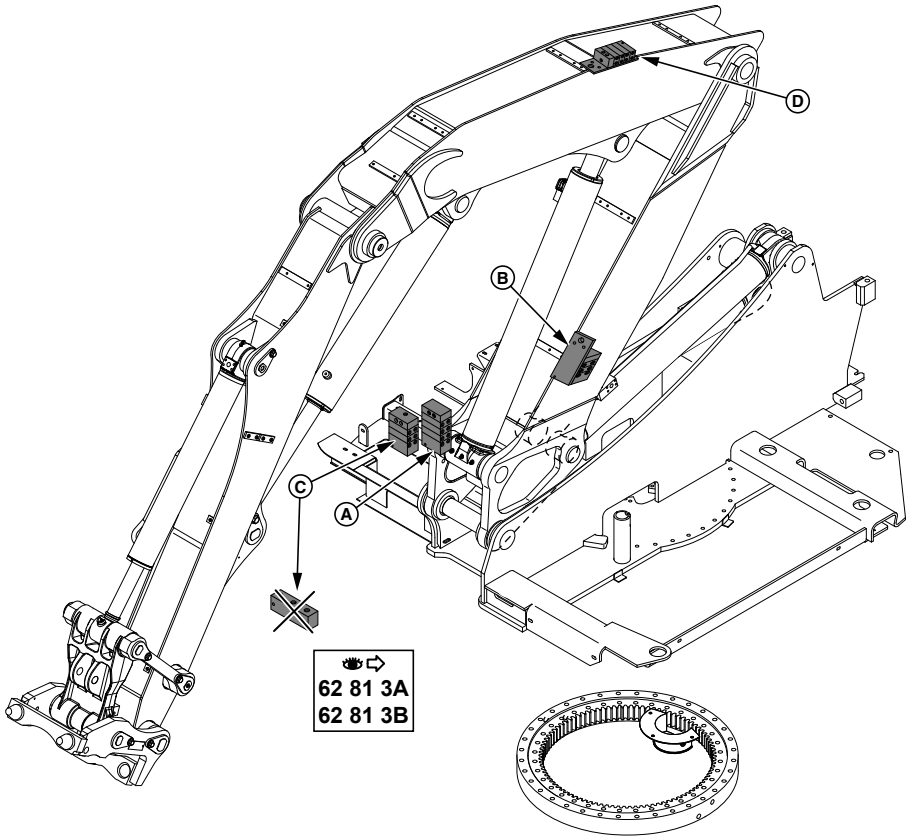

1	7030325	
2	7030183	→ (A)
	7030348	→ (B)
3	7030302	
4	7030187	
5	3831380	
6	3530075	
7	4380050	
8	4410016	
9	4460025	
10	536A0164	
11		
12	536A0162	
13	4700125	
14	4770200	
15	4770199	
16	4700154	
17	2360067	
18	536A0163	
19	2504318	
20	4410020	
21	4490003	
22	4750730	
23	4190204	
24	4770599	
25	4290079	
26	4470007	

17
L = 3850 mm

(A)	80352 -80344&80351 +80354&80360
(B)	80353 +80344&80351 -80354&80360

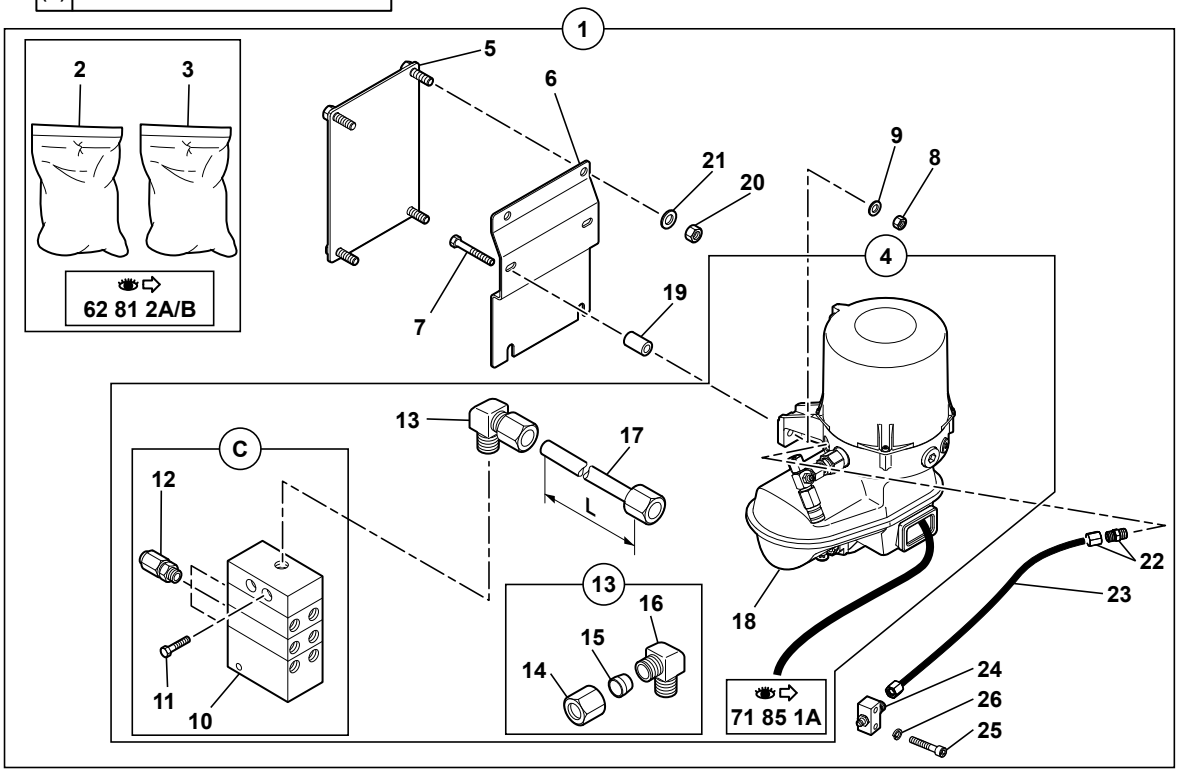

714MW_5400703_62_82_3A.eps

GRAISSAGE CENTRALISE AUTOMATIQUE (SANS DEPORT)
AUTOMATIC ONE-SHOT GREASING (WITHOUT OFFSET)
ZENTRALSCHMIERUNG AUTOMATISCH (OHNE VERSETZUNGS)

	1	7030325			1	KIT:GRAISSAGE CENTR-ALISE AUTOMATIQUE	KIT: AUTOMATIC ONE-SHOT LUBRICATION	BAUSATZ: ZENTRALSCH-MIERUNG AUTOMATISCH
*	2	7030183	1	→ (A)	PM	KIT: GRAISSAGE CENT--RALISE (TOURELLE)	KIT: ONE-SHOT LUBR-ICATION (TOWER)	BAUSATZ: ZENTRALSCH-MIERUNG (TURM)
*	2	7030348	1	→ (B)	PM	KIT: GRAISSAGE CENT--RALISE (TOURELLE)	KIT: ONE-SHOT LUBR-ICATION (TOWER)	BAUSATZ: ZENTRALSCH-MIERUNG (TURM)
*	2			62 81 3A/B				
	3	7030302	1	62 81 3A/B	PM	KIT: GRAISSAGE CENT--RALISE (EQUIPEMENT)	KIT: ONE-SHOT LUBR-ICATION (ATTACH.)	BAUSATZ: ZENTRALSCH-MIERUNG(AUSRUESTUNG)
	4	7030187	1		1	KIT:GRAISSAGE CENTR-ALISE AUTOMATIQUE	KIT: AUTOMATIC ONE-SHOT LUBRICATION	BAUSATZ: ZENTRALSCH-MIERUNG AUTOMATISCH
	5	3831380	1		1	PLAQUE	PLATE	PLATTE
	6	3530075	1		1	TOLE	SHIELD	SCHUTZBLECH
	7	4380050	1	H M8X60	2	VIS	SCREW	SCHRAUBE
	8	4410016	1	H M8	2	ECROU	NUT	MUTTER
	9	4460025	1	MU8	2	RONDELLE	WASHER	UNTERLEGSCHEIBE
	10	536A0164	4		1	BLOC DE REPARTITION	DISTRIBUTION BLOCK	VERTEILERSTUECK BLOC
	11		4	M5X40	2	VIS	SCREW	SCHRAUBE
	12	536A0162	4		3	SOUPAPE DE GRAISSAGE	LUBE VALVE	SCHMIERVENTIL
	13	4700125	4		1	RACCORD COUDE	ELBOW UNION	KRUEMMER
	14	4770200	13		1	ECROU	NUT	MUTTER
	15	4770199	13		1	OLIVE	OVAL	OLIVE
	16	4700154	13		1	RACCORD COUDE	ELBOW UNION	KRUEMMER
	17	2360067	4	↔ M	SB	FLEXIBLE	HOSE	SCHLAUCH
	18	536A0163	4	71 85 1A	1	POMPE A GRAISSE	GREASE GUN	FETTPRESSE
	19	2504318	1		2	ENTRETOISE	SPACER	ABSTANDSTUECK
	20	4410020	1	H M10	4	ECROU	NUT	MUTTER
	21	4490003	1	CONTACT MU10	4	RONDELLE	WASHER	UNTERLEGSCHEIBE
*	22	4750730	1		1	UNION	CONNECTOR	ANSCHLUSSTEIL
	23	4190204	1		1	FLEXIBLE	HOSE	SCHLAUCH
	24	4770599	1		1	BLOC	BLOCK	BLOCK
	25	4290079	1	CHC M5X25	2	VIS	SCREW	SCHRAUBE
	26	4470007	1	W5	2	RONDELLE FREIN	LOCK WASHER	FEDERRING

ENSEMBLE COMPRESSEUR CLIMATISATION
AIR CONDITIONER COMPRESSOR ASSEMBLY
KLIMAANLAGE KOMPRESSOR EINHEIT

→I 80273

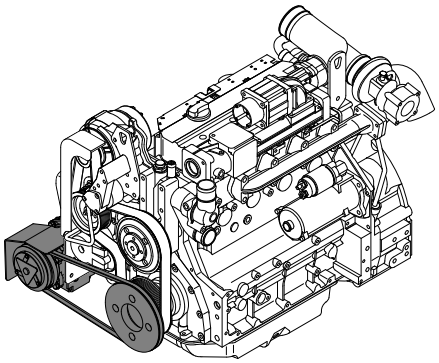

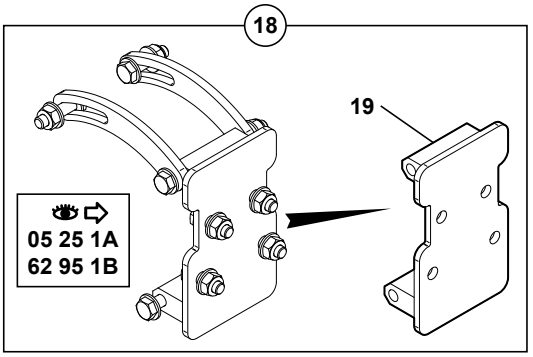

1	4010173	
2	4870005	
3	5350158	
4	5040958	
5	3250413	⇒ 18
6	3831533	⇒ 18
7	4370061	
8	4380056	
9	4380395	
10	4380060	
11	4380055	
12	4450015	
13	4490003	
14	3920086	⇒ 18
15	4850007	
16	4370023	
17	4380052	
18	K7030365	
19	3832191	

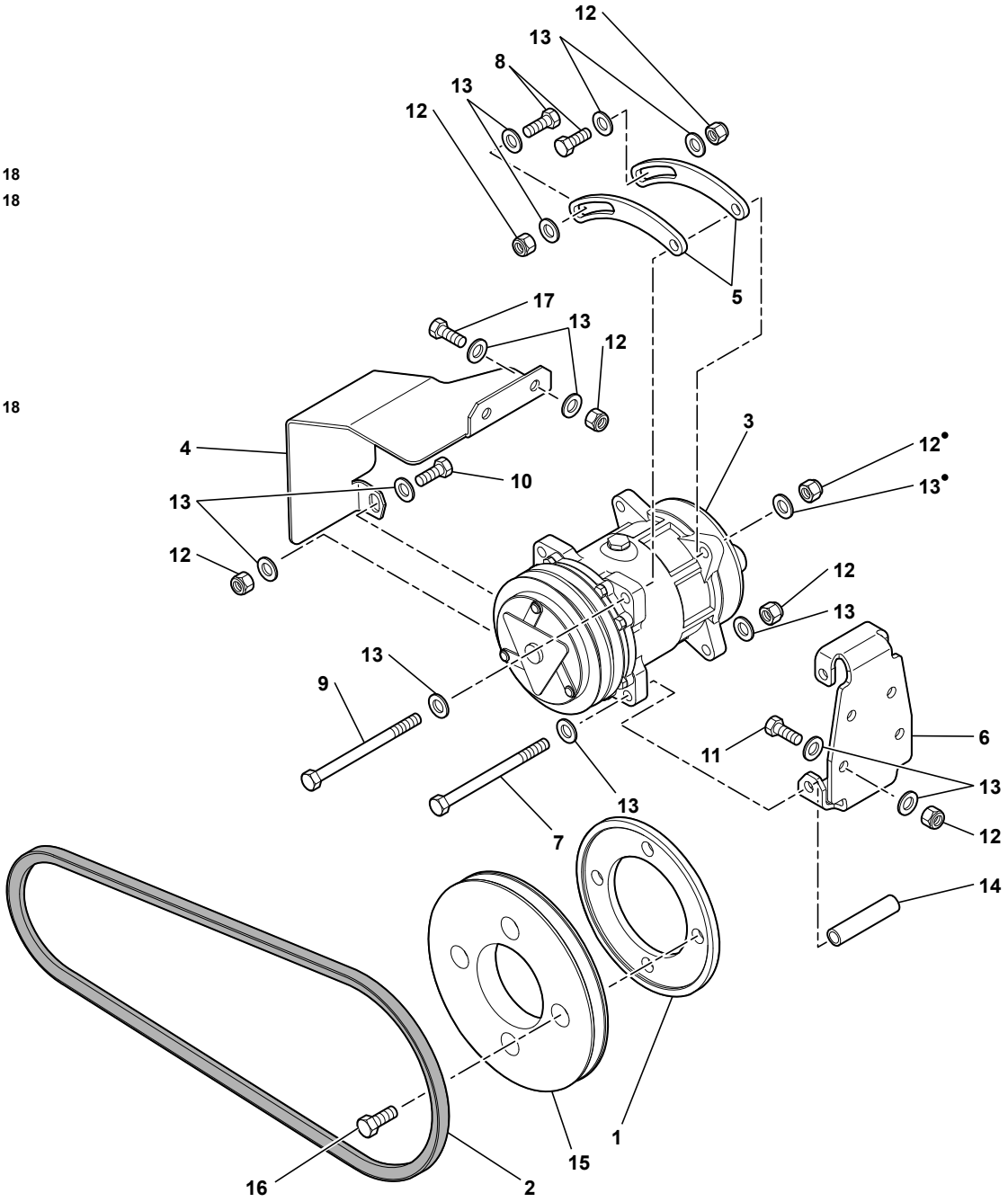

714MW_5400703_62_95_1A.eps

ENSEMBLE COMPRESSEUR CLIMATISATION
AIR CONDITIONER COMPRESSOR ASSEMBLY
KLIMAANLAGE KOMPRESSOR EINHEIT

→| 80273

	1	4010173		1	ENTRETOISE	SPACER	ABSTANDSTUECK
	2	4870005		1	COURROIE	BELT	RIEMEN
	3	5350158	24 V	1	COMPRESSEUR CLIM.	COMPRESSOR AIR-COND.	KOMPRESSORKLIM.
*	4	5040958	5040902	1	PROTECTION EN TOLE	COVER PLATE	SCHUTZBLECH
	5	3250413	18	2	TENDEUR	TENSIONER	SPANNER
	6	3831533	18	1	SUPPORT	BRACKET	TRAEGER
	7	4370061	H M10X130	1	VIS	SCREW	SCHRAUBE
	8	4380056	H M10X40	2	VIS	SCREW	SCHRAUBE
*	9	4380395	H M10X110	1	VIS	SCREW	SCHRAUBE
	10	4380060	H M10X35	1	VIS	SCREW	SCHRAUBE
	11	4380055	H M10X30	4	VIS	SCREW	SCHRAUBE
	12	4450015	NYLSTOP M10	11	ECROU	NUT	MUTTER
	13	4490003	CONTACT MU10	22	RONDELLE	WASHER	UNTERLEGSCHEIBE
	14	3920086	18	1	ENTRETOISE	SPACER	ABSTANDSTUECK
	15	4850007		1	POULIE	PULLEY	RIEMENSCHEIBE
	16	4370023	H M12X30	4	VIS	SCREW	SCHRAUBE
	17	4380052	H M10X25	2	VIS	SCREW	SCHRAUBE
*	18	K7030365	05 25 1A	PM	KIT SUPPORT	CARRIER KIT	KIT (TRAEGER)
*	18		62 95 1B				
*	19	3832191	18	1	SUPPORT	BRACKET	TRAEGER

ENSEMBLE COMPRESSEUR CLIMATISATION
AIR CONDITIONER COMPRESSOR ASSEMBLY
KLIMAANLAGE KOMPRESSOR EINHEIT

→ 80274

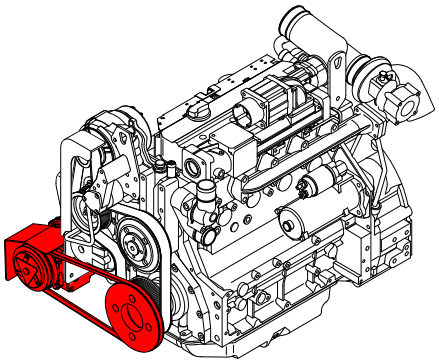

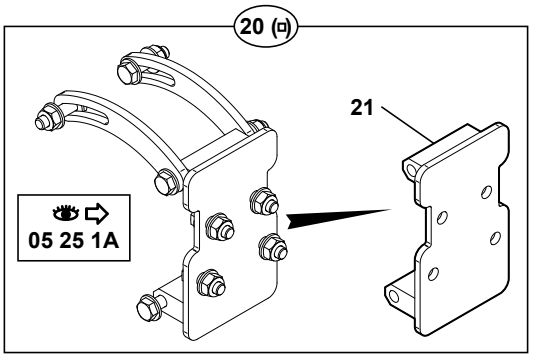

1	4010173	
2	4870005	
3	5350158	
4	5040958	
5	3250418	
6	3831673	20
7	4370127	
8	4380056	
9	4380395	
10	4380060	
11	4380055	
12	4450015	
13	4490003	
14	3920096	20
15	4850007	
16	4370023	
17	4290022	
18	3920095	20
19	S	20
20	K7030365	
21	3832191	

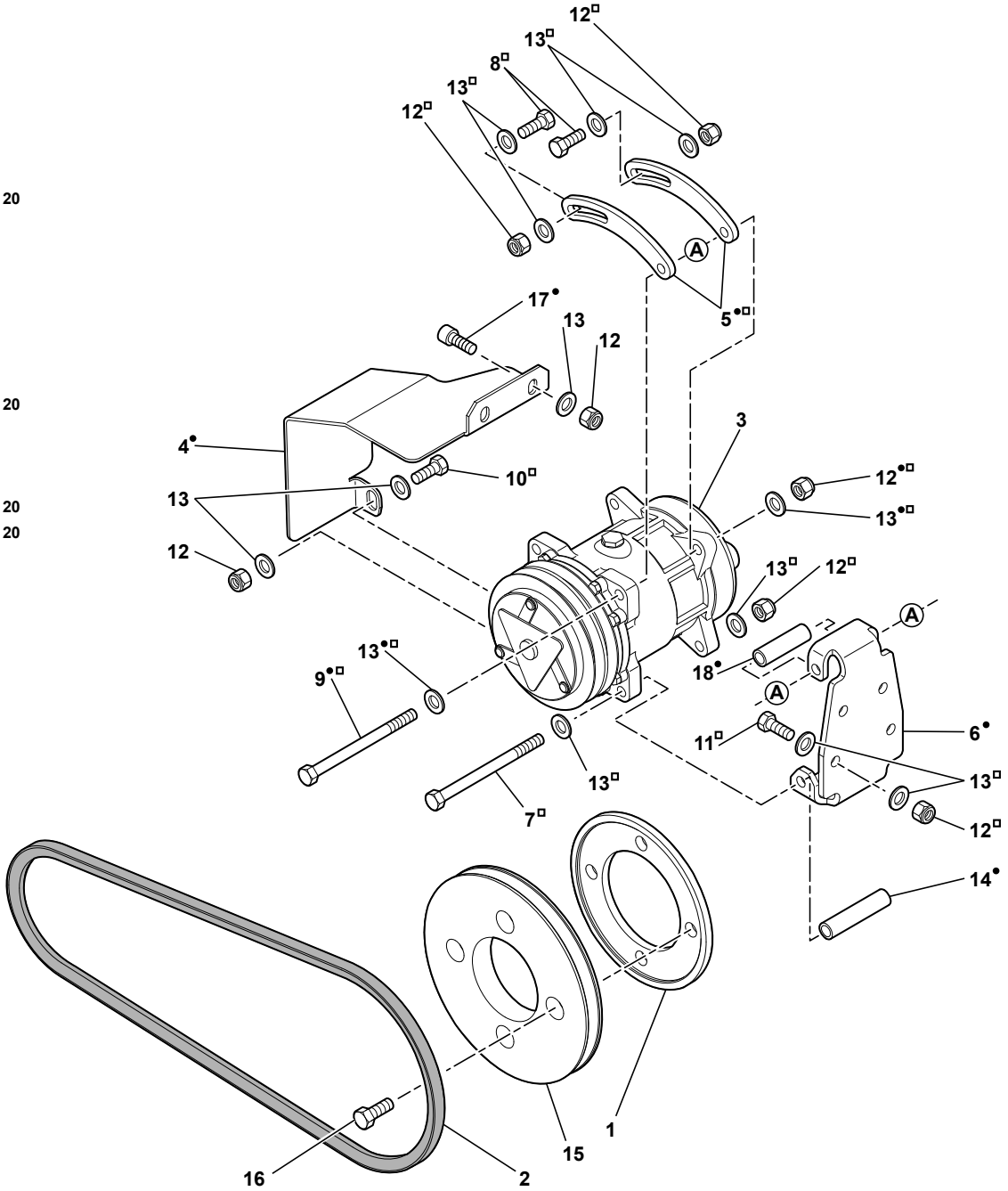

714MW_5400703_62_95_1B.eps

ENSEMBLE COMPRESSEUR CLIMATISATION
AIR CONDITIONER COMPRESSOR ASSEMBLY
KLIMAANLAGE KOMPRESSOR EINHEIT

→ 80274

	1	4010173		1	ENTRETOISE	SPACER	ABSTANDSTUECK
	2	4870005		1	COURROIE	BELT	RIEMEN
	3	5350158	24 V	1	COMPRESSEUR CLIM.	COMPRESSOR AIR-COND.	KOMPRESSORKLIM.
	4	5040958	19	1	PROTECTION EN TOLE	COVER PLATE	SCHUTZBLECH
*	5	3250418	19-20	2	TENDEUR	TENSIONER	SPANNER
*	6	3831673	19 ⇨ 20	1	SUPPORT	BRACKET	TRAEGER
*	7	4370127	20 H M10X130 Cl10.	1	VIS	SCREW	SCHRAUBE
*	8	4380056	20 H M10X40	2	VIS	SCREW	SCHRAUBE
*	9	4380395	19-20 H M10X110	1	VIS	SCREW	SCHRAUBE
	10	4380060	H M10X35	1	VIS	SCREW	SCHRAUBE
	11	4380055	H M10X30	4	VIS	SCREW	SCHRAUBE
	12	4450015	NYLSTOP M10	11	ECROU	NUT	MUTTER
	13	4490003	CONTACT MU10	20	RONDELLE	WASHER	UNTERLEGSCHEIBE
*	14	3920096	19 ⇨ 20	1	ENTRETOISE	SPACER	ABSTANDSTUECK
	15	4850007		1	POULIE	PULLEY	RIEMENSCHEIBE
	16	4370023	H M12X30	4	VIS	SCREW	SCHRAUBE
	17	4290022	19 CHC M10X25	2	VIS	SCREW	SCHRAUBE
*	18	3920095	19 ⇨ 20	1	ENTRETOISE	SPACER	ABSTANDSTUECK
*	19	K7032026	S	PM	KIT SUPPORT	CARRIER KIT	KIT (TRAEGER)
*	19		⇨ 20				
*	20	K7030365	05 25 1A	PM	KIT SUPPORT	CARRIER KIT	KIT (TRAEGER)
*	21	3832191	20	1	SUPPORT	BRACKET	TRAEGER

CONDENSEUR DE CLIMATISATION
CONDENSER OF AIR CONDITIONING
KONDENSATOR DER KLIMAANLAGE

→| 80136 -80122

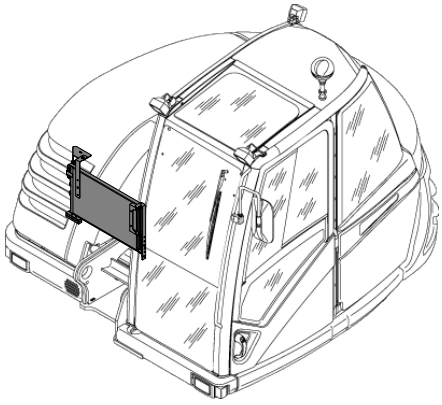

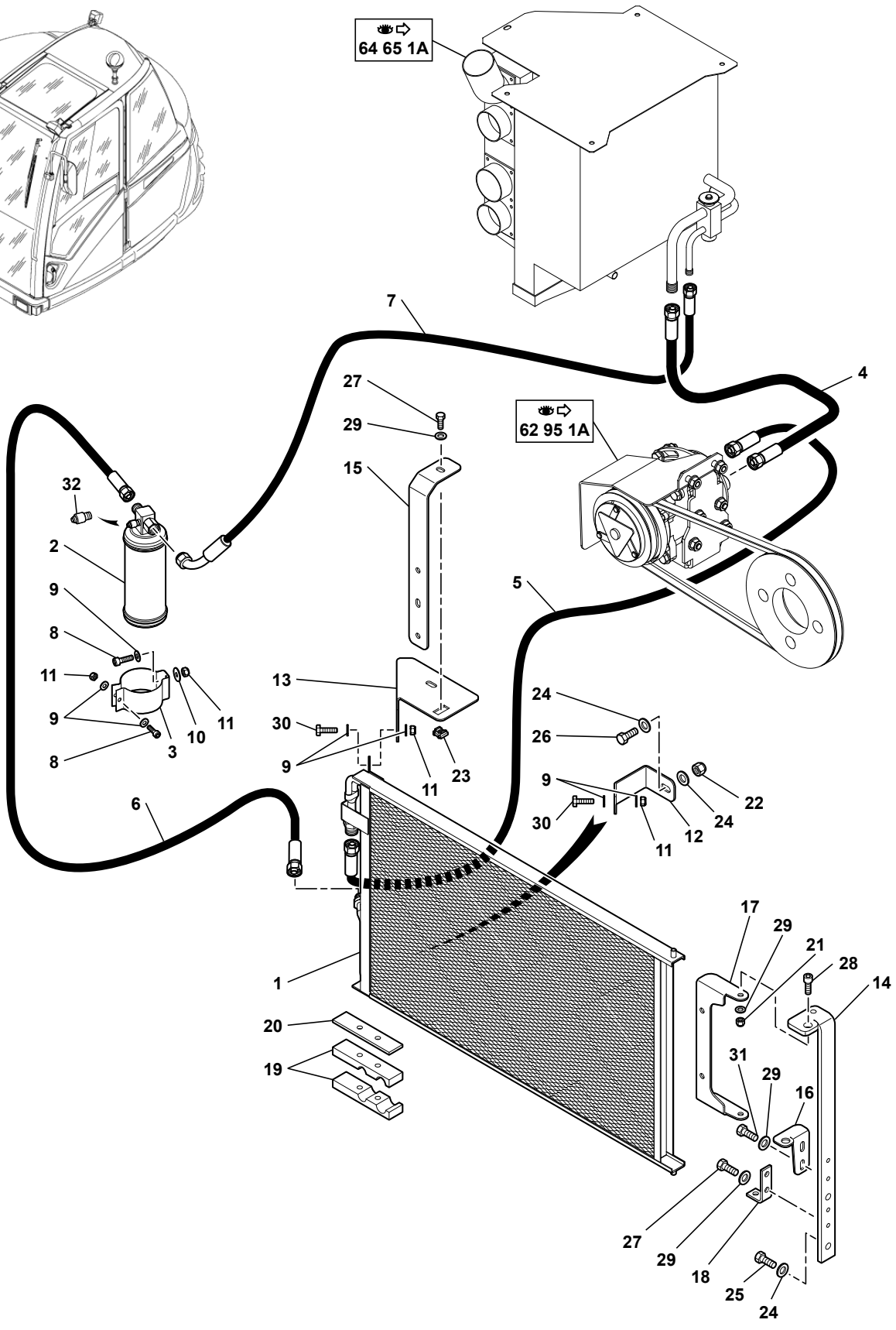

1	5370296
2	6050153
3	4690901
4	5473096
5	5473097
6	5473098
7	5473099
8	4290007
9	4460018
10	4460019
11	4450026
12	3680143
13	3610350
14	3620263
15	3560770
16	3610349
17	3590290
18	3560766
19	4690900
20	3280282
21	4410016
22	4450015
23	4450016
24	4490003
25	4380054
26	4380052
27	4380043
28	4290016
29	4490006
30	4380031
31	4380042
32	538A0370

714MW_5400703_62_95_2A.eps

CONDENSEUR DE CLIMATISATION
CONDENSER OF AIR CONDITIONING
KONDENSATOR DER KLIMAANLAGE

→| 80136 -80122

1	5370296		1	CONDENSEUR	CONDENSER COIL	KONDENSATOR
2	6050153		1	DESHYDRATEUR CLIM.	DEHYDRATOR AIR-COND.	DEHYDRATORKLIM.
3	4690901		1	SUPPORT	BRACKET	TRAEGER
4	5473096		1	FLEXIBLE	HOSE	SCHLAUCH
5	5473097		1	FLEXIBLE	HOSE	SCHLAUCH
6	5473098		1	FLEXIBLE	HOSE	SCHLAUCH
7	5473099		1	FLEXIBLE	HOSE	SCHLAUCH
8	4290007	CHC M6X20	3	VIS	SCREW	SCHRAUBE
9	4460018	MU6	8	RONDELLE	WASHER	UNTERLEGSCHEIBE
10	4460019	LU6	2	RONDELLE	WASHER	UNTERLEGSCHEIBE
11	4450026	NYLSTOP M6	5	ECROU	NUT	MUTTER
12	3680143		1	SUPPORT	BRACKET	TRAEGER
13	3610350		1	PIECE DE FIXATION	ATTACHING PART	ANBAUTEIL
14	3620263		1	SUPPORT	BRACKET	TRAEGER
15	3560770		1	SUPPORT	BRACKET	TRAEGER
16	3610349		1	SUPPORT	BRACKET	TRAEGER
17	3590290		1	PIECE DE FIXATION	ATTACHING PART	ANBAUTEIL
18	3560766		1	EQUERRE	ANGLE	WINKEL
19	4690900		1	BRIDE	FLANGE	FLANSCH
20	3280282		1	TOLE	SHIELD	SCHUTZBLECH
21	4410016	H M8	2	ECROU	NUT	MUTTER
22	4450015	NYLSTOP M10	1	ECROU	NUT	MUTTER
23	4450016	M8	1	ECROU EN CAGE	CAGE NUT	KAFFIG MUTTER
24	4490003	CONTACT MU10	4	RONDELLE	WASHER	UNTERLEGSCHEIBE
25	4380054	H M10X20	2	VIS	SCREW	SCHRAUBE
26	4380052	H M10X25	1	VIS	SCREW	SCHRAUBE
27	4380043	H M8X20	3	VIS	SCREW	SCHRAUBE
28	4290016	CHC M8X16	2	VIS	SCREW	SCHRAUBE
29	4490006	CONTACT MU8	7	RONDELLE	WASHER	UNTERLEGSCHEIBE
30	4380031	H M6X16	2	VIS	SCREW	SCHRAUBE
31	4380042	H M8X16	2	VIS	SCREW	SCHRAUBE
32	538A0370		1	PRESSOSTAT	PRESSURE SWITCH	DRUCKSCHALTER

CONDENSEUR DE CLIMATISATION
CONDENSER OF AIR CONDITIONING
KONDENSATOR DER KLIMAANLAGE

→ 80137 +80122

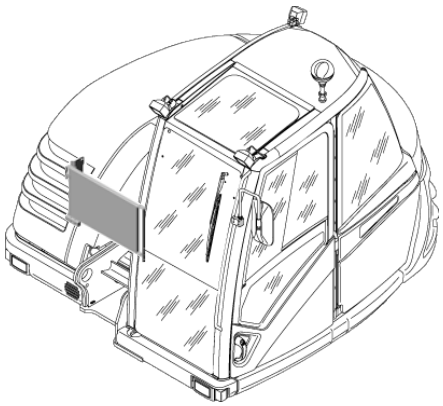

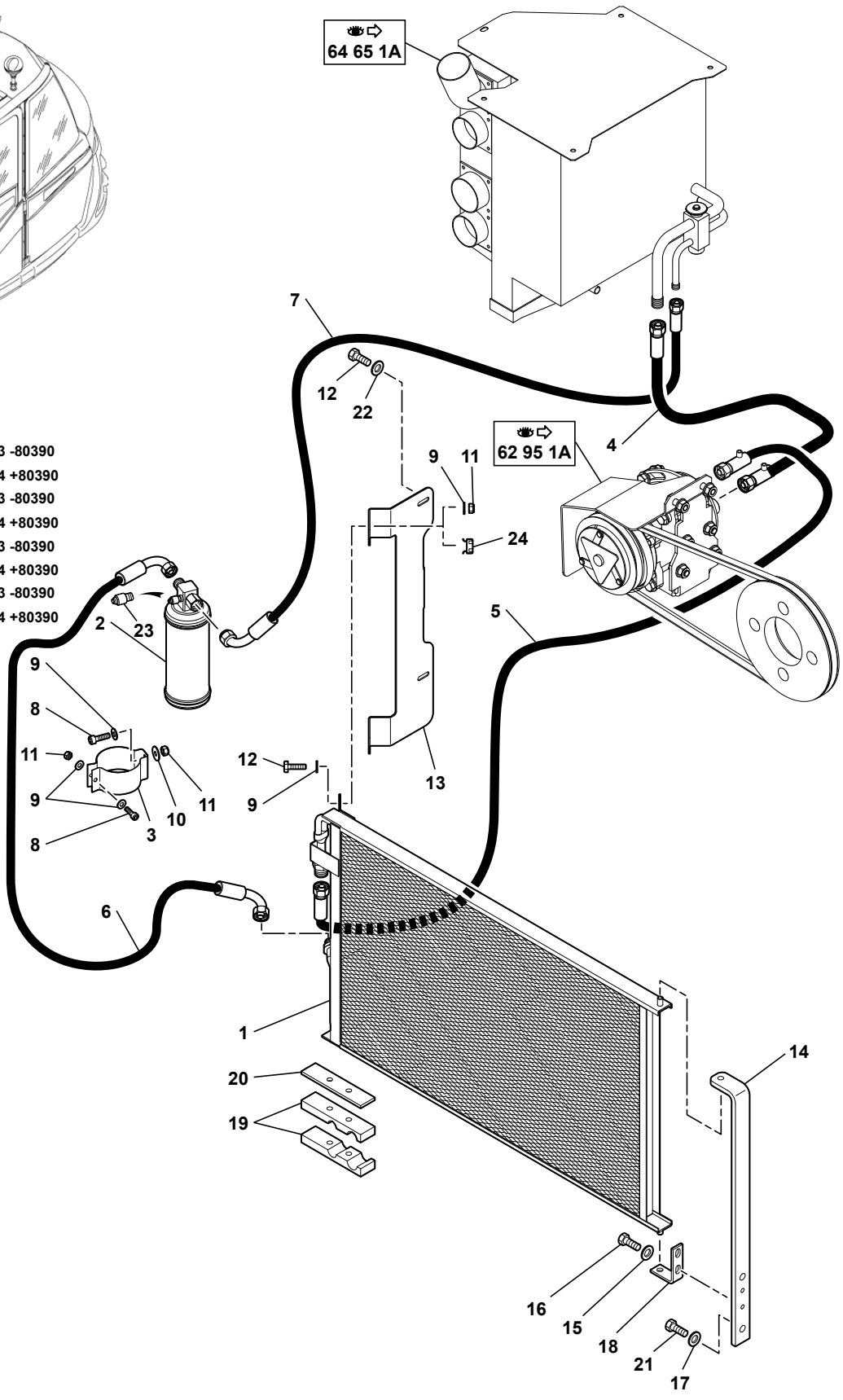

1	5370296	
2	6050153	
3	4690901	
4	5473096	→ 80396&84003 -80390
	5473125	→ 80397&84004 +80390
5	5473097	→ 80396&84003 -80390
	5473126	→ 80397&84004 +80390
6	5473098	→ 80396&84003 -80390
	5473128	→ 80397&84004 +80390
7	5473099	→ 80396&84003 -80390
	5473127	→ 80397&84004 +80390
8	4290007	
9	4460018	
10	4460019	
11	4450026	
12	4380031	
13	3610395	
14	3620268	
15	4490006	
16	4380043	
17	4490003	
18	3560774	
19	4690900	
20	3280282	
21	4380054	
22	4490014	
23	538A0370	
24	4450079	→ 80274

714MW_5400703_62_95_2B.eps

CONDENSEUR DE CLIMATISATION
CONDENSER OF AIR CONDITIONING
KONDENSATOR DER KLIMAANLAGE

→ 80137 +80122

1	5370296		1	CONDENSEUR	CONDENSER COIL	KONDENSATOR
2	6050153		1	DESHYDRATEUR CLIM.	DEHYDRATOR AIR-COND.	DEHYDRATORKLIM.
3	4690901		1	SUPPORT	BRACKET	TRAEGER
4	5473096	→| 80396&84003	1	FLEXIBLE	HOSE	SCHLAUCH
4		-80390				
4	5473125	|→ 80397&84004	1	FLEXIBLE	HOSE	SCHLAUCH
4		+80390				
5	5473097	→| 80396&84003	1	FLEXIBLE	HOSE	SCHLAUCH
5		-80390				
5	5473126	|→ 80397&84004	1	FLEXIBLE	HOSE	SCHLAUCH
5		+80390				
6	5473098	→| 80396&84003	1	FLEXIBLE	HOSE	SCHLAUCH
6		-80390				
6	5473128	|→ 80397&84004	1	FLEXIBLE	HOSE	SCHLAUCH
6		+80390				
7	5473099	→| 80396&84003	1	FLEXIBLE	HOSE	SCHLAUCH
7		-80390				
7	5473127	|→ 80397&84004	1	FLEXIBLE	HOSE	SCHLAUCH
7		+80390				
8	4290007	CHC M6X20	3	VIS	SCREW	SCHRAUBE
9	4460018	MU6	10	RONDELLE	WASHER	UNTERLEGSCHEIBE
10	4460019	LU6	2	RONDELLE	WASHER	UNTERLEGSCHEIBE
11	4450026	NYLSTOP M6	5	ECROU	NUT	MUTTER
12	4380031	H M6X16	4	VIS	SCREW	SCHRAUBE
13	3610395	●○ 3610364	1	PIECE DE FIXATION	ATTACHING PART	ANBAUTEIL
14	3620268		1	SUPPORT	BRACKET	TRAEGER
15	4490006	CONTACT MU8	2	RONDELLE	WASHER	UNTERLEGSCHEIBE
16	4380043	H M8X20	2	VIS	SCREW	SCHRAUBE
17	4490003	CONTACT MU10	2	RONDELLE	WASHER	UNTERLEGSCHEIBE
18	3560774		1	EQUERRE	ANGLE	WINKEL
19	4690900		1	BRIDE	FLANGE	FLANSCH
20	3280282		1	TOLE	SHIELD	SCHUTZBLECH
21	4380054	H M10X20	2	VIS	SCREW	SCHRAUBE
22	4490014	CONTACT MU6	2	RONDELLE	WASHER	UNTERLEGSCHEIBE
23	538A0370		1	PRESSOSTAT	PRESSURE SWITCH	DRUCKSCHALTER
24	4450079	|→ 80274 / M6	2	ECROU EN CAGE	CAGE NUT	KAFFIG MUTTER

CATALOGUE DE PIECES DE RECHANGE
SPARE PARTS BOOK
ERSATZTEILLISTE

Cabine
Cabin
Kabin

64

SOMMAIRE
CONTENTS
INHALT

64 CABINE — CABIN — KABIN

64	10	1A	CABINE CAB KABINE			M4
64	10	2A	CABINE : ACCESSOIRES CAB : ACCESSORY KABINE : ZUBEHOR			M3
64	10	3A	CABINE : VITRES CAB: GLASSES KABINE : GLAS			M2
64	10	4A	CABINE : PORTE CAB : DOOR KABINE : TUER			M3
64	10	5A	CABINE : PARE-BRISE CAB: WINDSCREEN KABINE : WINDSCHUTZSCHEIBE	→|	 08-04-007 04-04-004	M2
64	10	5B	CABINE : PARE-BRISE SUPÉRIEUR CAB: HIGHER WINDSCREEN KABINE : HÖHERER WINDSCHUTZSCHEIBE	⇆	 08-04-008 / 21-05-000 08-04-005 / 19-05-000	M2
64	10	5C	CABINE : PARE-BRISE SUPÉRIEUR CAB: HIGHER WINDSCREEN KABINE : HÖHERER WINDSCHUTZSCHEIBE	|→	 21-05-001 19-05-001	M2
64	10	6A	CABINE : PARE-BRISE INFÉRIEUR CAB: LOWER WINDSCREEN KABINE : NIEDRIGERERER WINDSCHUTZSCHEIBE	|→	 08-04-008 08-04-005	M2
64	50	1A	PLANCHER CABINE CAB FLOOR KABINENBODEN	→|	80396 -80390	M3
64	50	1B	PLANCHER CABINE CAB FLOOR KABINENBODEN	|→	80397 +80390	M3
64	60	1A	CHAUFFAGE CABINE HEATER CAB HEIZUNG KABINE			M3
64	65	1A	CLIMATISATION (OPTION) AIR CONDITIONNED KLIMAANLAGE			M2

CABINE
CAB
KABINE

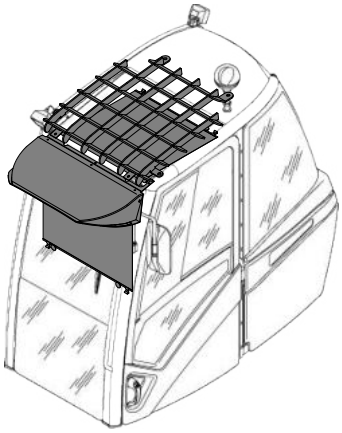

1	5380759	*
	5380765	*
2	5380767	
3	5380768	
4	5380805	→ 08-04-007 ( ) 04-04-004 ( )
	5380778	→ 08-04-008 ( ) 08-04-005 ( )
		→ 21-05-000 ( ) 19-05-000 ( )
	7032022	→ 21-05-001 ( ) 19-05-001 ( )
5	5380779	
6	5140448	
7	4490006	
8	4410016	
9	5600075	

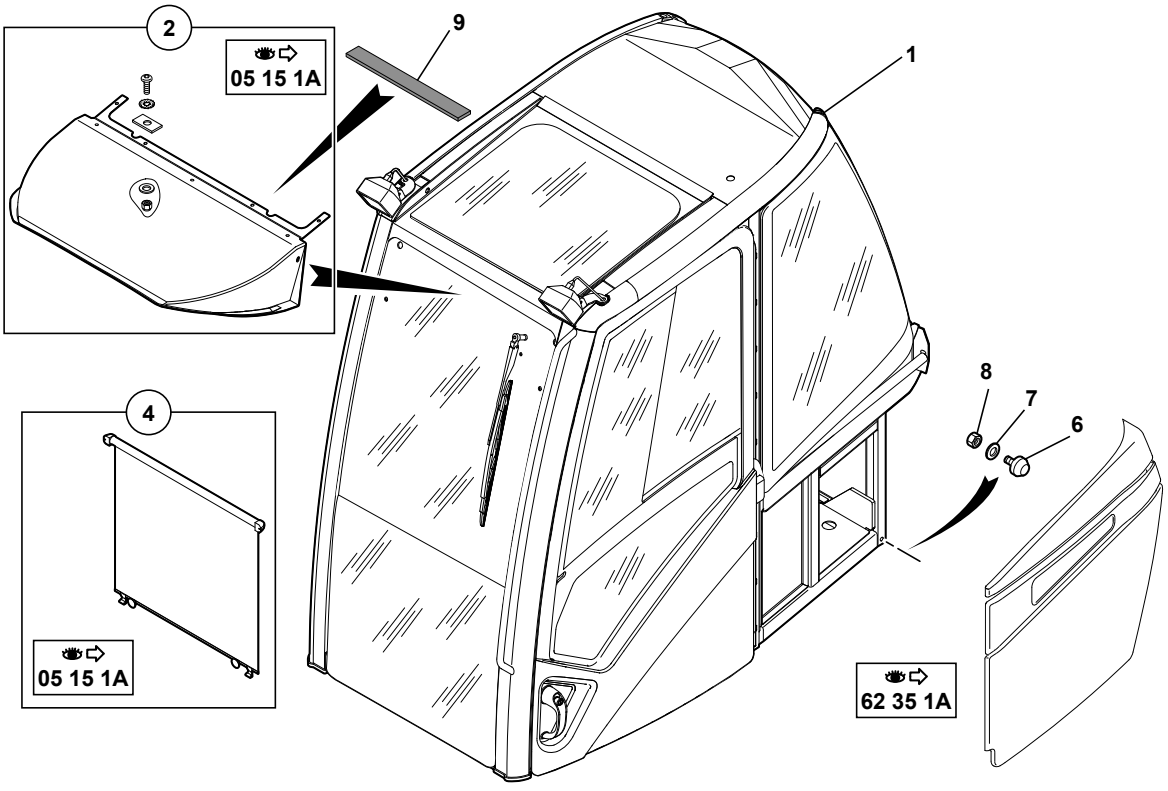

714MW_5400703_64_10_1A.eps

CABINE
CAB
KABINE

1	5380759		1	CABINE EQUIPEE CHAUFFAGE	EQUIPPED CABIN HEATER	KOMPLETTE KABINE HEIZUNG
1	5380765		1	CABINE EQUIPEE CHAUFFAGE / CLIMAT.	EQUIPPED CABIN HEATER / AIR COND.	KOMPLETTE KABINE HEIZUNG/KLIMATISIERT
2	5380767		PM	KIT (VISIÈRE)	KIT (VISOR)	KIT (MUTZENSCHIRM)
3	5380768		PM	KIT : GRILLE	KIT: GRATE	KIT : ROST
4	5380805		PM	KIT (PARE-SOLEIL)	KIT (SUN VISOR)	BAUSATZ (SONNENBLENDE)
4		08-04-007				
4		04-04-004				
4	5380778		PM	KIT (PARE-SOLEIL)	KIT (SUN VISOR)	BAUSATZ (SONNENBLENDE)
4		08-04-008				
4		21-05-000				
4		08-04-005				
4		19-05-000				
4	7032022		PM	KIT (PARE-SOLEIL)	KIT (SUN VISOR)	BAUSATZ (SONNENBLENDE)
4		21-05-001				
4		19-05-001				
5	5380779		PM	KIT (PARE-SOLEIL)	KIT (SUN VISOR)	BAUSATZ (SONNENBLENDE)
6	5140448		1	BUTEE	CATCH	FALLE
7	4490006	CONTACT MU8	1	RONDELLE	WASHER	UNTERLEGSCHEIBE
8	4410016	H M8	1	ECROU	NUT	MUTTER
* 9	5600075		1	BANDE CAOUTCHOUC	RUBBER STRAP	GUMMIBAND

CABINE : ACCESSOIRES
CAB: ACCESSORY
KABINE : ZUBEHÖR

1	538A0237
2	538A0244
3	538A0241
4	538A0228
5	538A0224
6	538A0324
7	538A0239
8	538A0240
9	538A0227
10	538A0225
11	538A0226
12	538A0429
13	538A0238
14	538A0222
15	538A0229
16	538A0247
17	538A0243
18	538A0242
19	538A0223
20	538A0246
21	538A0259
22	538A0260 ↔ 510 mm
23	538A0325 *
24	538A0326
25	538A0362
26	538A0363 *
27	538A0368
28	538A0365
29	538A0367
30	538A0321
31	538A0366
32	538A0379 ↔ 600 mm
33	538A0378
34	538A0384
35	538A0404
36	538A0420
37	538A0421
38	7415678
39	7411682
40	538A0423
41	538A0422
42	538A0425
43	538A0430
44	538A0426
45	538A0432
46	538A0431
47	741193
48	538A0424
49	538A0427
50	538A0428
51	538A0435

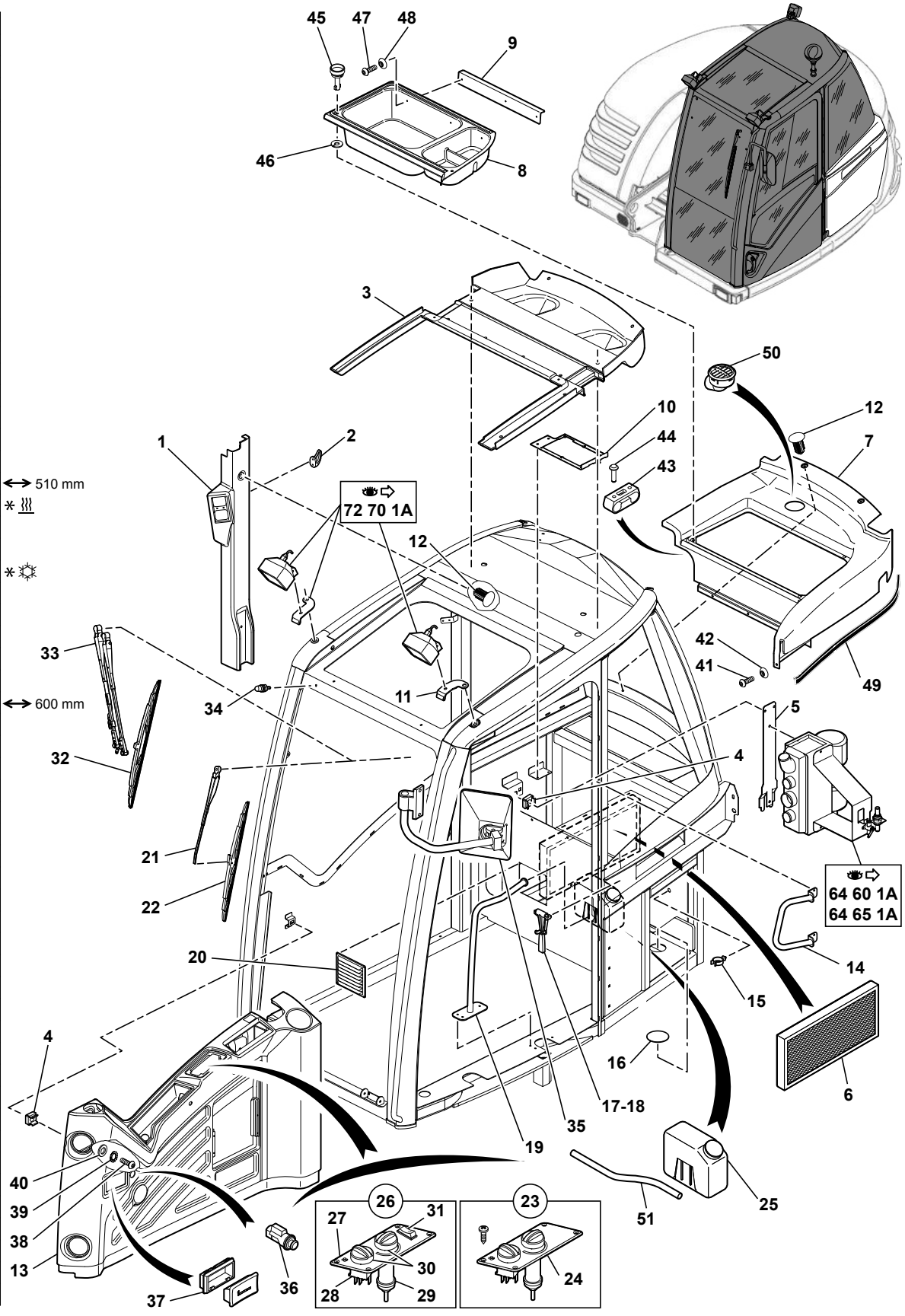

714MW_5400703_64_10_2A.eps

CABINE : ACCESSOIRES
CAB : ACCESSORY
KABINE : ZUBEHOR

1	538A0237			1	HABILLAGE	CLADDING	VERKLEIDUNG
2	538A0244			1	PORTE MANTEAU	COAT HANGER	KLEIDERHAKEN
3	538A0241			1	HABILLAGE	CLADDING	VERKLEIDUNG
4	538A0228			4	ECROU EN CAGE	CAGE NUT	KAFFIG MUTTER
5	538A0224			1	SUPPORT	BRACKET	TRAEGER
6	538A0324			1	FILTRE + CADRE	FILTER + FRAME	FILTER + RAHMEN
7	538A0239			1	HABILLAGE	CLADDING	VERKLEIDUNG
8	538A0240			1	BAC	PAN	PFANNE
9	538A0227			1	EQUERRE	ANGLE	WINKEL
10	538A0225			1	SUPPORT	BRACKET	TRAEGER
11	538A0226			1	SUPPORT	BRACKET	TRAEGER
* 12	538A0429			7	AGRAFE	CRAMP	KLAMMER
13	538A0238			1	HABILLAGE	CLADDING	VERKLEIDUNG
14	538A0222			1	POIGNEE	HANDLE	HANDGRIFF
15	538A0229			1	COLLIER	COLLAR	SCHELLE
16	538A0247			1	OBTURATEUR	SEAL PLATE	VERSHLUSS
17	538A0243			1	SUPPORT	BRACKET	TRAEGER
18	538A0242			1	MARTEAU	HAMMER	HAMMER
19	538A0223			1	POIGNEE	HANDLE	HANDGRIFF
20	538A0246			1	GRILLE	GRATE	ROST
21	538A0259			1	PORTE BALAI	BRUSH HOLDER	KOHLENHALTER
22	538A0260		⟷ 510 mm	1	BALAI	BRUSH	KOHLE
23	538A0325		≋	1	ENSEMBLE COMMANDE	UNIT ORDERS	AUFTRAGSGESAMHEIT
24	538A0326	23		1	COMMANDE CHAUFFAGE	ORDER HEATING	HEIZUNGSAUFTRAG
25	538A0362			1	BOL	BOWL	BECHER
26	538A0363		☼	1	COMMANDE CLIMATISATION	ORDER AIR-CONDITIONING	KLIMATISIERUNGS-AUFTRAG
27	538A0368	26		1	PLATINE	DECK	PLATTE
28	538A0365	26		1	INTERRUPTEUR	SWITCH	ABSCHALTER
29	538A0367	26		1	COMMANDE CLIMATISATION	ORDER AIR-CONDITIONING	KLIMATISIERUNGS-AUFTRAG
30	538A0321	26		2	BOUTON	KNOB	KNOPF
31	538A0366	26		1	INTERRUPTEUR CLIMATISATION	AIR CONDITIONING SWITCH	SCHALTER DER KLIMAANLAGE
32	538A0379		⟷ 600 mm	1	BALAI	BRUSH	KOHLE
33	538A0378			1	PORTE BALAI	BRUSH HOLDER	KOHLENHALTER
34	538A0384			1	GICLEUR	NOZZLE	SPRITZDUESE
35	538A0404			1	RETROVISEUR	MIRROR	SPIEGEL
* 36	538A0420			1	ALLUME CIGARE	LIGHTER	ZIG ANZUENDER
* 37	538A0421			1	CENDRIER	ASHTRAY	ASCHENBECHER
* 38	7415678		TBHC M8X25	2	VIS	SCREW	SCHRAUBE
* 39	7411682			2	RONDELLE FREIN	LOCK WASHER	FEDERRING
* 40	538A0423		Ø 8X22X1.5	2	RONDELLE	WASHER	UNTERLEGSCHEIBE
* 41	538A0422		TBHC M6X20	1	VIS	SCREW	SCHRAUBE

CABINE : ACCESSOIRES
CAB: ACCESSORY
KABINE : ZUBEHÖR

1	538A0237
2	538A0244
3	538A0241
4	538A0228
5	538A0224
6	538A0324
7	538A0239
8	538A0240
9	538A0227
10	538A0225
11	538A0226
12	538A0429
13	538A0238
14	538A0222
15	538A0229
16	538A0247
17	538A0243
18	538A0242
19	538A0223
20	538A0246
21	538A0259
22	538A0260 ↔ 510 mm
23	538A0325 *
24	538A0326
25	538A0362
26	538A0363 *
27	538A0368
28	538A0365
29	538A0367
30	538A0321
31	538A0366
32	538A0379 ↔ 600 mm
33	538A0378
34	538A0384
35	538A0404
36	538A0420
37	538A0421
38	7415678
39	7411682
40	538A0423
41	538A0422
42	538A0425
43	538A0430
44	538A0426
45	538A0432
46	538A0431
47	741193
48	538A0424
49	538A0427
50	538A0428
51	538A0435

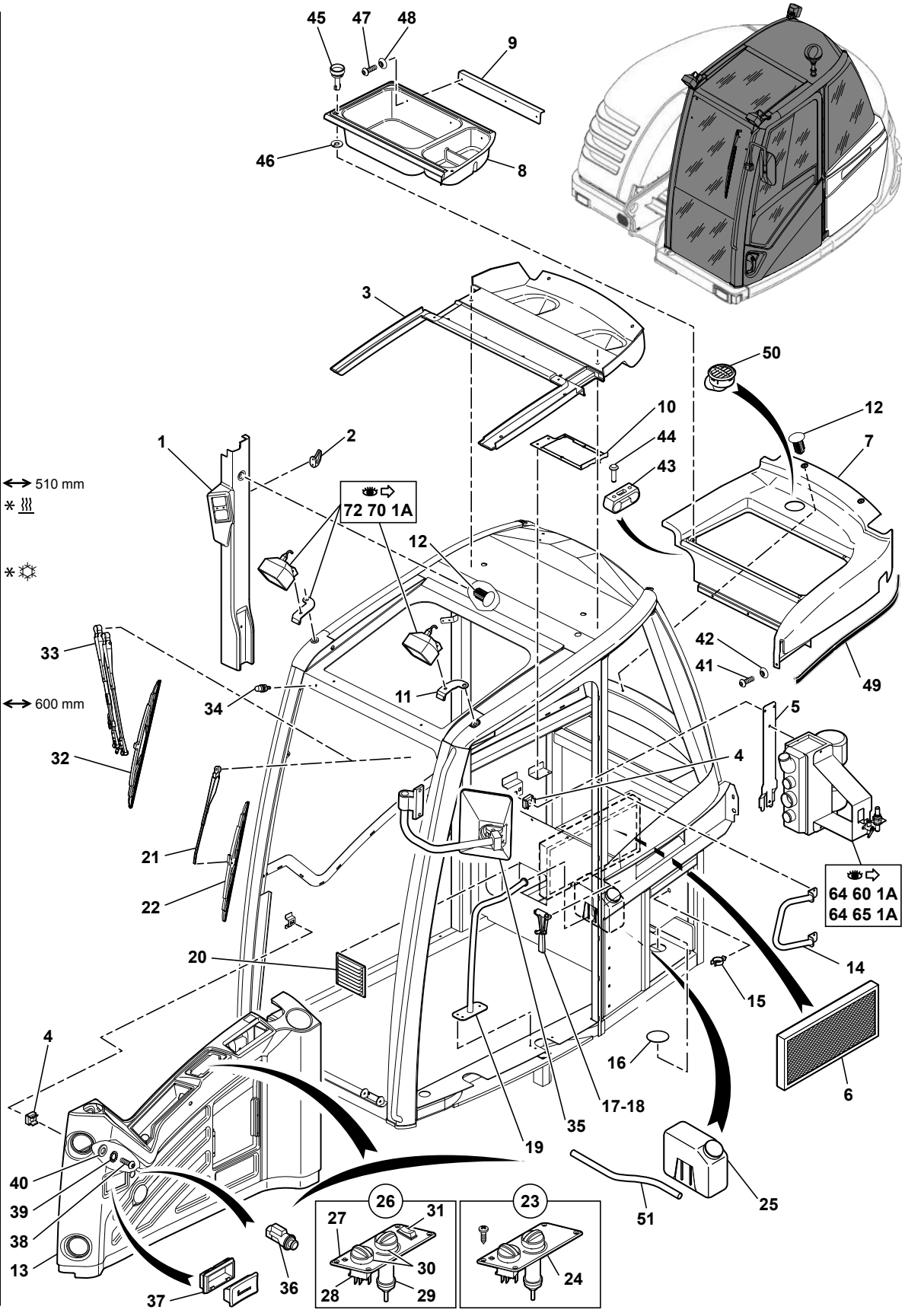

714MW_5400703_64_10_2A.eps

CABINE : ACCESSOIRES
CAB : ACCESSORY
KABINE : ZUBEHOR

* 42	538A0425		1	RONDELLE CUVETTE	DISHED WASHER	SENKSCHEIBE
* 43	538A0430		2	PIECE DE BLOCAGE	PART OF BLOCKING	BLOCKIERSTUCK
* 44	538A0426		4	RIVET	RIVET	NIET
* 45	538A0432		2	VERROU	LATCH	RIEGEL
* 46	538A0431		2	RONDELLE	WASHER	UNTERLEGSCHEIBE
* 47	7411193	CBHC M5X15	3	VIS	SCREW	SCHRAUBE
* 48	538A0424		3	RONDELLE CUVETTE	DISHED WASHER	SENKSCHEIBE
* 49	538A0427		SB	JOINT	SEAL	DICHTRING
* 50	538A0428		4	DIFFUSEUR D'AIR	AIR OUTLET	LUFTDUESE
* 51	538A0435	⟷ 4200 mm	1	TUYAU	TUBE	ROHR

CABINE : VITRES
CAB: GLASSES
KABINE : GLAS

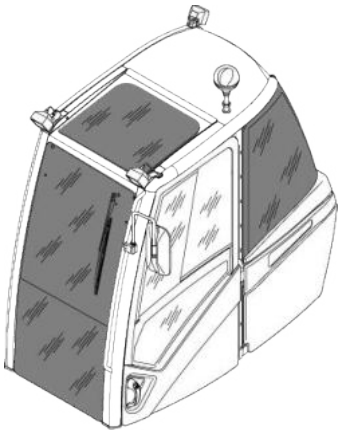

1	538A0232	
2	538A0236	
3	538A0235	◀
4	538A0234	▶
5	538A0233	▶
9	538A0285	↔ 6 m
10	538A0387	Ø 18.3 mm
11	538A0386	Ø 10.3 mm

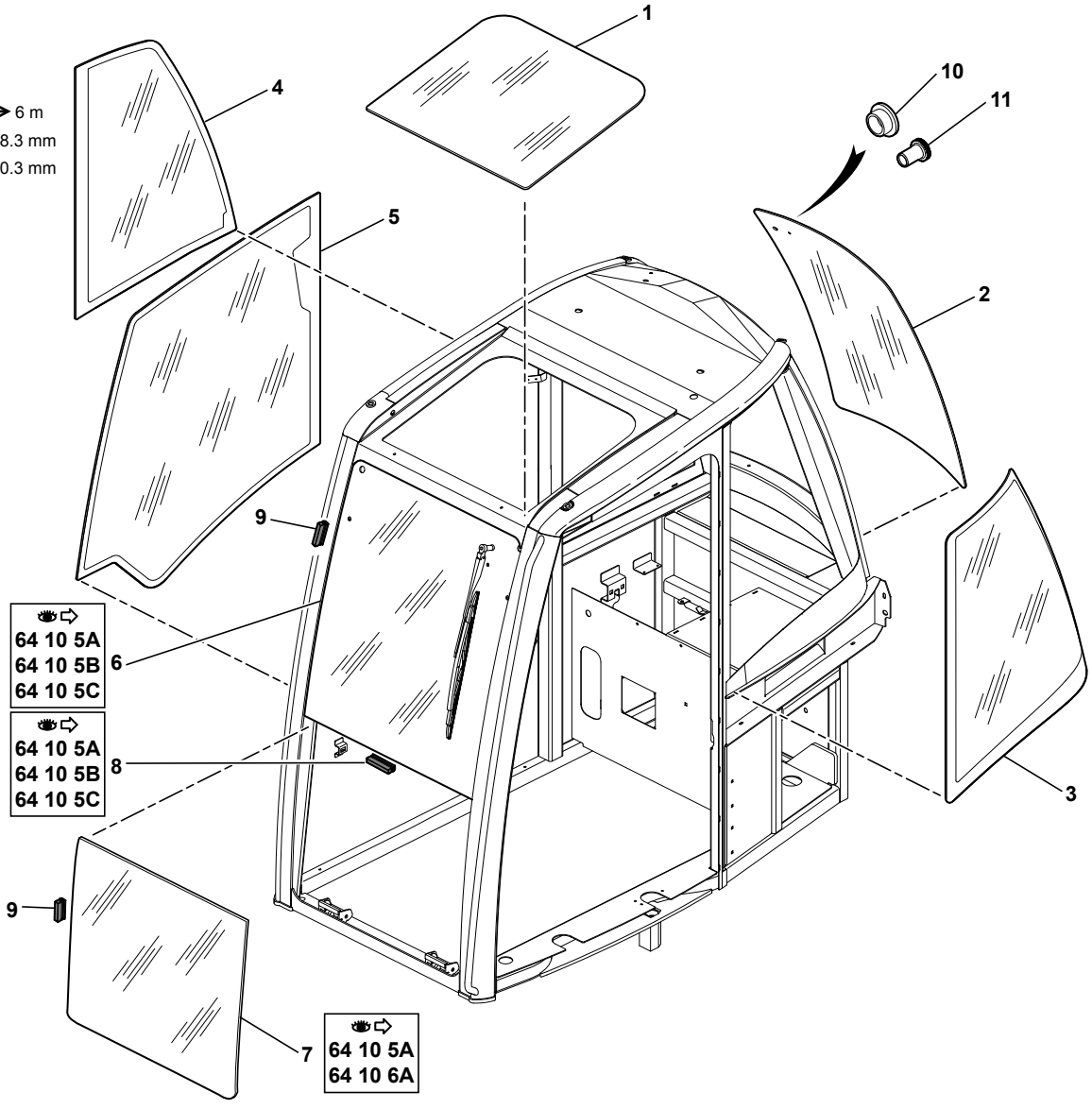

714MW_5400703_64_10_3A.eps

CABINE : VITRES
CAB: GLASSES
KABINE : GLAS

1	538A0232			1	VITRE DE TOIT	ROOF GLASS	DACHSCHEIBE
2	538A0236			1	VITRE	GLASS PANE	GLASSCHEIBE
3	538A0235	◀		1	VITRE	GLASS PANE	GLASSCHEIBE
4	538A0234	▶		1	VITRE	GLASS PANE	GLASSCHEIBE
5	538A0233	▶		1	VITRE	GLASS PANE	GLASSCHEIBE
6		👁	64 10 5A/B/C	1	PARE-BRISE	WINDSCREEN	WINDSCHUTZSCHEIBE
7		👁	64 10 5A/6A	1	PARE-BRISE	WINDSCREEN	WINDSCHUTZSCHEIBE
8		👁	64 10 5A/B/C	SB	JOINT	SEAL	DICHTRING
9	538A0285	⟷	6 m	SB	JOINT	SEAL	DICHTRING
10	538A0387	Ø	18.3 mm	1	BOUCHON	PLUG	VERSCHL.STOPFEN
11	538A0386	Ø	10.3 mm	1	BOUCHON	PLUG	VERSCHL.STOPFEN

CABINE : PORTE
CAB : DOOR
KABINE : TÜR

1	538A0329
2	538A0328
3	538A0341
4	538A0252
5	538A0249
6	538A0338
7	538A0353
8	538A0339
9	538A0355
10	538A0357
11	538A0347
12	538A0254
13	538A0340
14	538A0291
15	538A0351
16	538A0343
17	538A0344
18	538A0335
19	538A0331
20	538A0290
21	538A0292
22	538A0337
23	538A0334
24	538A0358
25	538A0333
26	538A0255
27	538A0332
28	538A0350
29	538A0346
30	538A0342
31	538A0359
32	538A0348
33	538A0336
34	538A0327
35	538A0250
36	538A0349
37	538A0352
38	7032029
39	538A0406
40	538A0345
41	538A0361
42	538A0383
43	538A0382
44	538A0399
45	538A0398
46	538A0401
47	538A0400
48	538A0405
49	5400729
50	K7032028
51	538A0433
52	538A0434

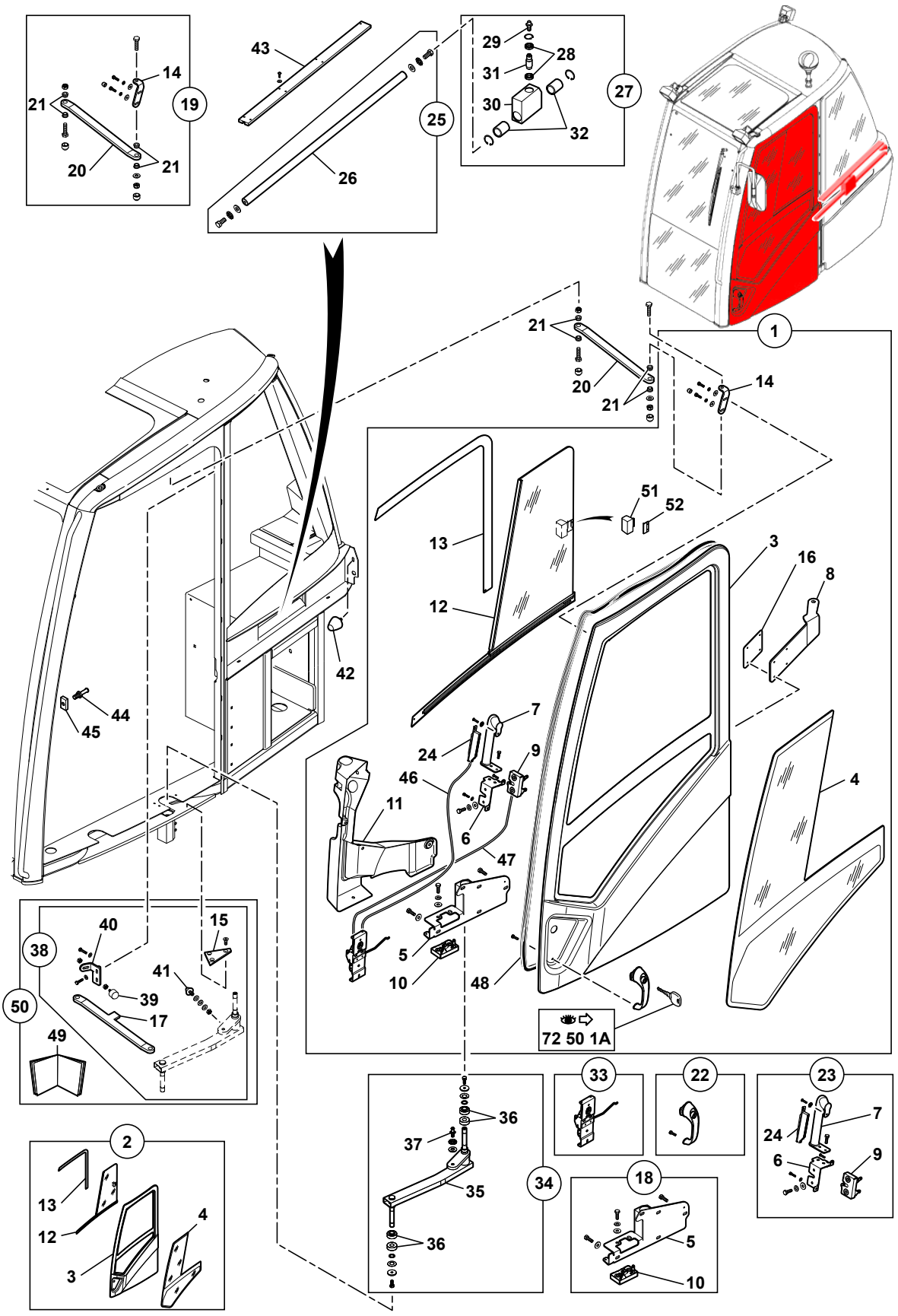

714MW_5400703_64_10_4A.eps

CABINE : PORTE
CAB : DOOR
KABINE : TUER

1	538A0329			1	PORTE EQUIPEE	EQUIPPED CARRY	AUSGESTATTETE TUR
2	538A0328			1	PORTE + VERRES	DOOR + GLASSES	TUR + GLASER
3	538A0341	1-2		1	PORTE	DOOR	TUER
4	538A0252	1-2		1	VERRE	GLASS	GLAS
5	538A0249	1-18		1	AXE	CLEVIS PIN	BOLZEN
6	538A0338	1-23		1	SUPPORT	BRACKET	TRAEGER
7	538A0353	1-23		1	POIGNEE DE PORTE	DOOR HANDLE	TURDRUCKER
8	538A0339	1		1	BRAS PIVOT	SWIVEL ARM	SCHWENKARM
9	538A0355	1-23		1	SERRURE	LOCK	SCHLOSS
10	538A0357	1-18		1	SERRURE	LOCK	SCHLOSS
11	538A0347	1		1	HABILLAGE	CLADDING	VERKLEIDUNG
12	538A0254	1-2		1	BAIE COULISSANTE	SLIDING WINDOW	SCHIEBEFENSTER
13	538A0340	1-2		1	SUPPORT	BRACKET	TRAEGER
14	538A0291	1-19		1	PATTE D'ATTACHE	FASTENING LUGS	BEFESTIGUNGSCHLAUFEN
15	538A0351	38		1	PLATINE	DECK	PLATTE
16	538A0343	1		1	PLAQUE	PLATE	PLATTE
17	538A0344	38		1	BUTEE	CATCH	FALLE
18	538A0335			1	ENS. VERROUILLAGE	LOCKING DEVICE	VERRIEGELUNG
19	538A0331			1	BIELLE HAUTE EQUIPEE	HIGH ROD EQUIPPED	AUSGESTATTETE HOHE STANGE
20	538A0290	19		1	BIELLE	CONNECTING ROD	PLEUELSTANGE
21	538A0292	19		4	ENTRETOISE	SPACER	ABSTANDSTUECK
22	538A0337			1	ENSEMBLE POIGNEE	HANDLE UNIT	HANDGESAMTHEIT
23	538A0334			1	ENSEMBLE POIGNEE	HANDLE UNIT	HANDGESAMTHEIT
24	538A0358	23		1	POUSSOIR	TAPPET	STOESSEL
25	538A0333			1	ENSEMBLE RAIL	RAIL UNIT	SCHIENENGESAMTHEIT
26	538A0255	25		1	GUIDE	GUIDE	FUEHRUNG
27	538A0332			1	GLISSIERE	SLIPPER	GLEITFLAECHE
28	538A0350	27	61804EE	2	ROULEMENT BILLES	BALL BEARING	KUGELLAGER
29	538A0346	27		1	PION DE GUIDAGE	GUIDE	FUHRUNGSSTUCK
30	538A0342	27		1	CORPS	BODY	KOERPER
31	538A0359	27		1	AXE	CLEVIS PIN	BOLZEN
32	538A0348	27		2	DOUILLE	SOCKET	BUCHSE
33	538A0336			1	ENSEMBLE MECANISME	MECHANISM UNIT	BAUSATZ MECHANISMUS
34	538A0327			1	ENSEMBLE BIELLE INFERIEURE	LOWER ROD UNIT	GESAMTHEIT NIEDRIGE STANGE
35	538A0250	34		1	BIELLETTE	ROD KINK	VERBINDG.STANGE
36	538A0349	34	32203	4	ROULEMENT CONIQUE	TAPER ROLLER BEARNIN	KEGELROLLENLAGER
37	538A0352	34		1	GACHE	TRIGGER	DRUECKER
38	7032029	50		1	ENSEMBLE MAINTIEN	LOCKING UNIT DOOR	BLOCKIERGESAMTHEIT
39	538A0406	38		1	BUTEE	CATCHER	FALLE
40	538A0345	38		1	SUPPORT	BRACKET	TRAEGER
41	538A0361	38		1	BUTEE	CATCH	FALLE
42	538A0383			1	BUTEE	CATCH	FALLE

CABINE : PORTE
CAB : DOOR
KABINE : TÜR

1	538A0329
2	538A0328
3	538A0341
4	538A0252
5	538A0249
6	538A0338
7	538A0353
8	538A0339
9	538A0355
10	538A0357
11	538A0347
12	538A0254
13	538A0340
14	538A0291
15	538A0351
16	538A0343
17	538A0344
18	538A0335
19	538A0331
20	538A0290
21	538A0292
22	538A0337
23	538A0334
24	538A0358
25	538A0333
26	538A0255
27	538A0332
28	538A0350
29	538A0346
30	538A0342
31	538A0359
32	538A0348
33	538A0336
34	538A0327
35	538A0250
36	538A0349
37	538A0352
38	7032029
39	538A0406
40	538A0345
41	538A0361
42	538A0383
43	538A0382
44	538A0399
45	538A0398
46	538A0401
47	538A0400
48	538A0405
49	5400729
50	K7032028
51	538A0433
52	538A0434

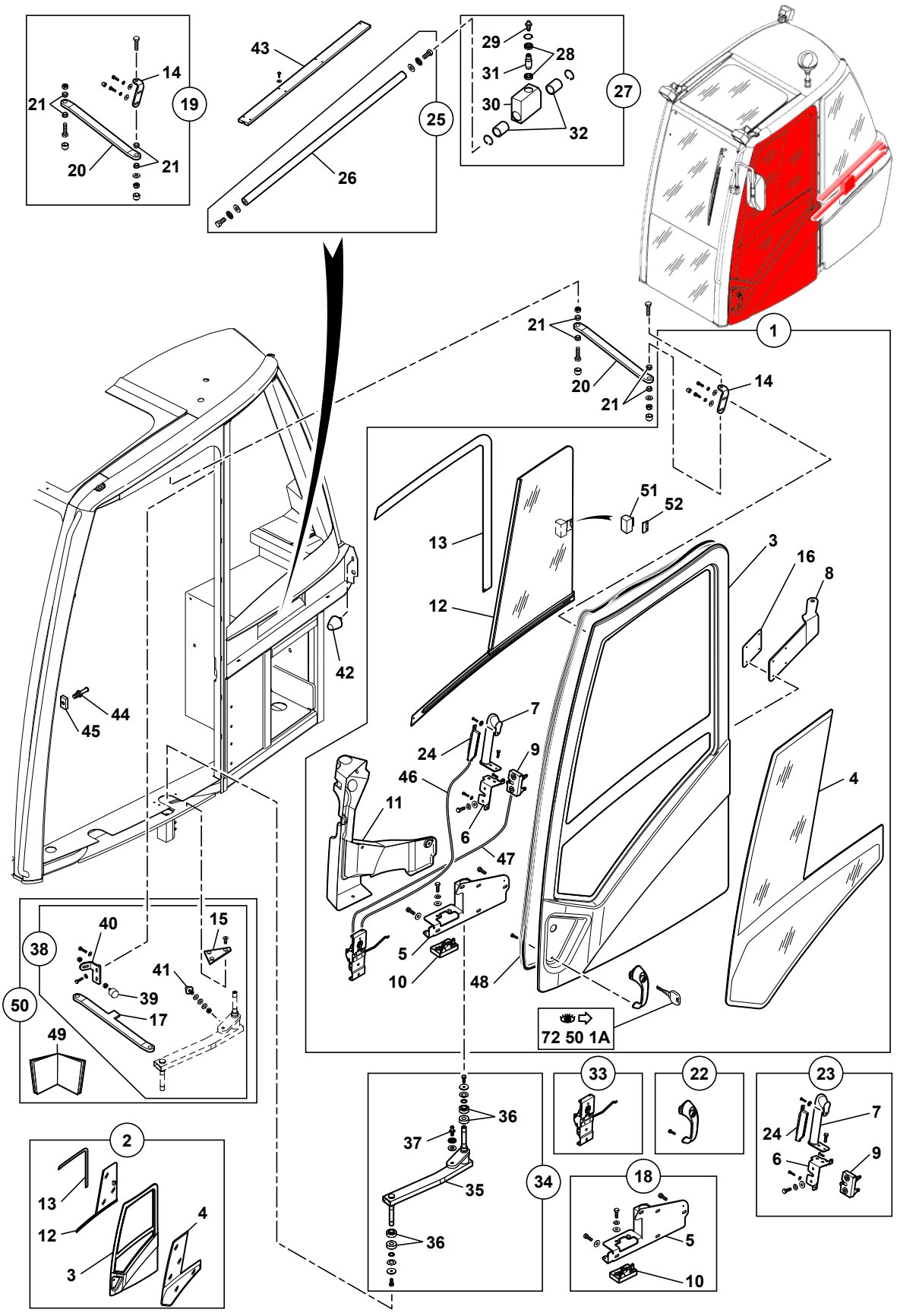

714MW_5400703_64_10_4A.eps

CABINE : PORTE
CAB : DOOR
KABINE : TUER

43	538A0382			1	RAIL	RAIL	SCHIENE
44	538A0399			1	GACHE	TRIGGER	DRUECKER
45	538A0398			1	PLAQUE	PLATE	PLATTE
46	538A0401	1		1	CABLE	CABLE	KABEL
47	538A0400	1		1	CABLE	CABLE	KABEL
48	538A0405	1	⟷ 5000 mm	1	JOINT	SEAL	DICHTRING
49	5400729	50		1	PLAN DE MONTAGE	MOUNTING DRAWING	MONTAGE ZEICHNUNG
50	K7032028			1	ENSEMBLE MAINTIEN	LOCKING UNIT DOOR	BLOCKIERGESAMTHEIT
* 51	538A0433	1		1	POIGNEE	HANDLE	HANDGRIFF
* 52	538A0434	1		1	GACHE	TRIGGER	DRUECKER

CABINE : PARE-BRISE
CAB: WINDSCREEN
KABINE : WINDSCHUTZSCHEIBE

08-04-007
04-04-004

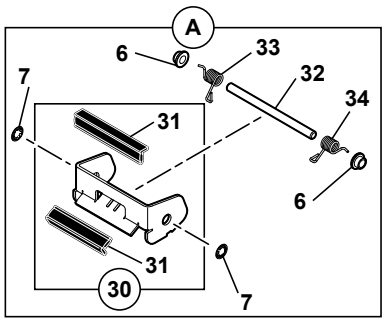

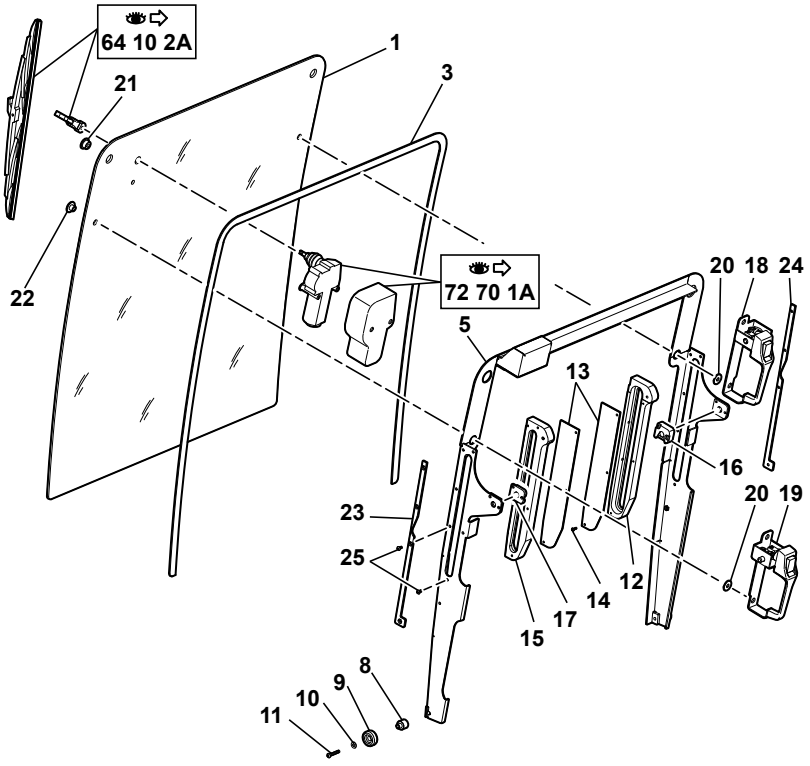

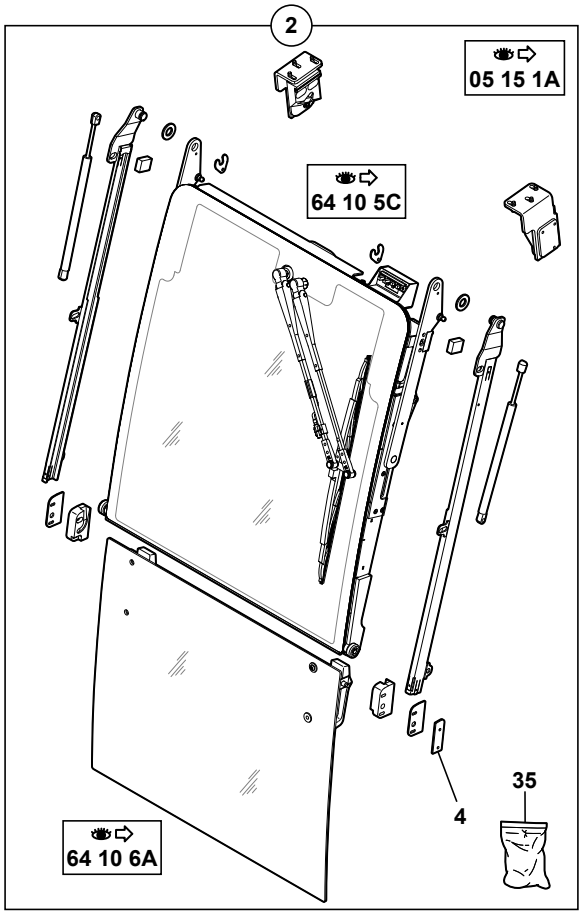

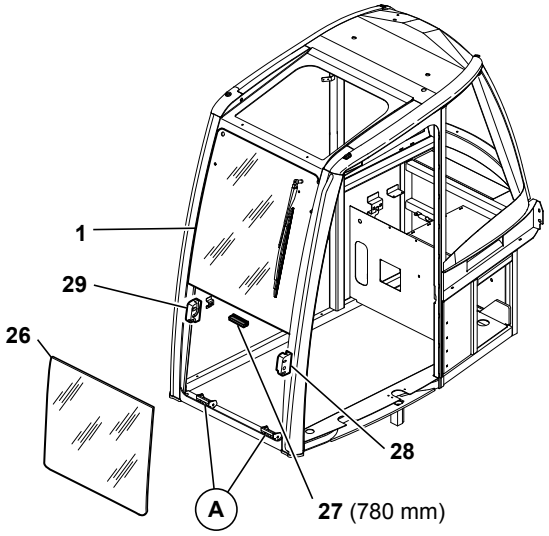

1		⇒2
2	K7032031	
3	538A0278	
4	538A0416	
5	NV	
6	538A0392	
7	538A0391	
8	538A0280	
9	538A0279	
10	4460018	
11	538A0265	
12	538A0270	▶
13	538A0273	
14	4300021	
15	538A0269	◀
16	538A0268	▶
17	538A0267	◀
18	538A0276	▶
19	538A0277	◀
20	538A0266	
21	538A0275	
22	538A0274	
23	538A0271	◀
24	538A0272	▶
25	538A0264	
26	538A0231	⇒2
27	538A0289	
28	538A0394	◀
29	538A0393	▶
30	538A0390	
31	538A0305	
32	538A0395	
33	538A0397	▶
34	538A0396	◀
35	538A0415	

714MW_5400703_64_10_5A.eps

CABINE : PARE-BRISE
CAB: WINDSCREEN
KABINE : WINDSCHUTZSCHEIBE

→|
08-04-007
04-04-004

1	538A0230		2	1	VITRE	GLASS PANE	GLASSCHEIBE
2	K7032031		05 15 1A	PM	KIT : PARE-BRISE	KIT: WINDSCREEN	BAUSATZ : WINDSCHUTZSCHEIBE
3	538A0278			1	COLLE	GUM	KLEBER
4	538A0416	2		1	GABARIT	GAUGE	SPURLEHRE
5	538A0263		NV	1	CADRE	FRAME	RAHMEN
6	538A0392			4	PALIER	BEARING	LAGER
7	538A0391			4	RONDELLE ANTI-EXTRU.	BACK-UP RING	STUETZRING
8	538A0280			2	AXE	CLEVIS PIN	BOLZEN
9	538A0279			2	GALET	ROLLER	ROLLE
10	4460018		MU6	2	RONDELLE	WASHER	UNTERLEGSCHEIBE
11	538A0265		CBHC M6X35	2	VIS	SCREW	SCHRAUBE
12	538A0270		▶	1	CHEMIN DE ROULEMENT	RACE	LAGERRING
13	538A0273			2	COUVERCLE	COVER	DECKEL
14	4300021		CBHC M4X12	6	VIS	SCREW	SCHRAUBE
15	538A0269		◀	1	CHEMIN DE ROULEMENT	RACE	LAGERRING
16	538A0268		▶	1	PIECE DE FIXATION	ATTACHING PART	ANBAUTEIL
17	538A0267		◀	1	PIECE DE FIXATION	ATTACHING PART	ANBAUTEIL
18	538A0276		▶	1	POIGNEE	HANDLE	HANDGRIFF
19	538A0277		◀	1	POIGNEE	HANDLE	HANDGRIFF
20	538A0266			4	RONDELLE NYLON	WASHER NYLON	NYLONSCHEIBE
21	538A0275			2	PALIER	BEARING	LAGER
22	538A0274			2	PALIER	BEARING	LAGER
23	538A0271		◀	1	CALAGE DE FRICTION	CHOCK OF FRICTION	REIBUNGSVERKEILUNG
24	538A0272		▶	1	CALAGE DE FRICTION	CHOCK OF FRICTION	REIBUNGSVERKEILUNG
25	538A0264		CBHC M5X10	14	VIS	SCREW	SCHRAUBE
26	538A0231		2	1	PARE-BRISE	WINDSCREEN	WINDSCHUTZSCHEIBE
27	538A0289		780 mm	SB	JOINT	SEAL	DICHTRING
28	538A0394		◀	1	PIECE DE FIXATION	ATTACHING PART	ANBAUTEIL
29	538A0393		▶	1	PIECE DE FIXATION	ATTACHING PART	ANBAUTEIL
30	538A0390			2	GUIDE	GUIDE	FUEHRUNG
31	538A0305	30		SB	JOINT	SEAL	DICHTRING
32	538A0395			2	AXE	CLEVIS PIN	BOLZEN
33	538A0397		▶	2	RESSORT	SPRING	FEDER
34	538A0396		◀	2	RESSORT	SPRING	FEDER
35	538A0415	2		1	VIS (JEU)	SCREW KIT	SCHRAUBE (BAUSATZ)

CABINE : PARE-BRISE SUPÉRIEUR
CAB: HIGHER WINDSCREEN
KABINE : HOHERER WINDSCHUTZSCHEIBE

08-04-008 / 21-05-000
08-04-005 / 19-05-000

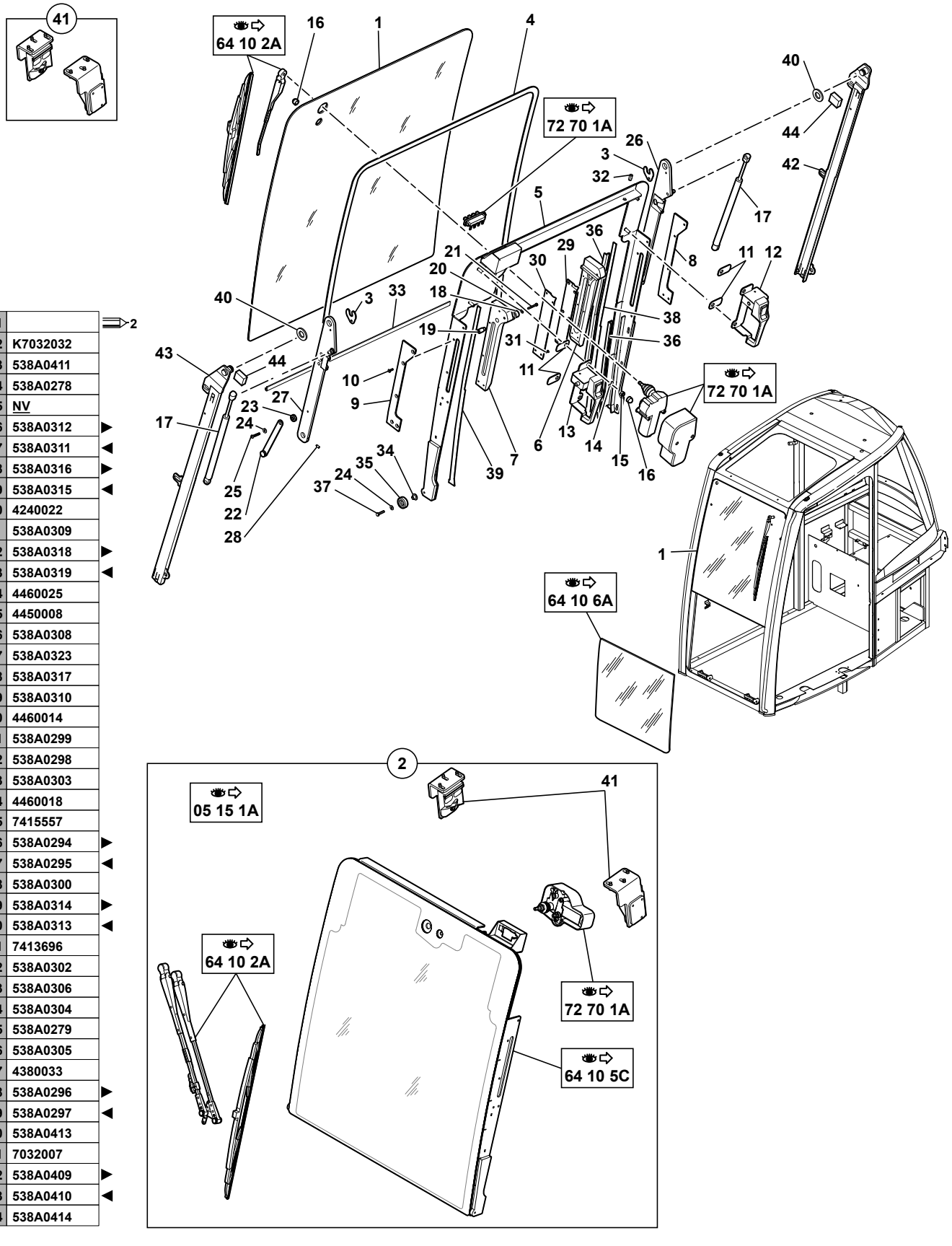

1		⇒2
2	K7032032	
3	538A0411	
4	538A0278	
5	NV	
6	538A0312	▶
7	538A0311	◀
8	538A0316	▶
9	538A0315	◀
10	4240022	
11	538A0309	
12	538A0318	▶
13	538A0319	◀
14	4460025	
15	4450008	
16	538A0308	
17	538A0323	
18	538A0317	
19	538A0310	
20	4460014	
21	538A0299	
22	538A0298	
23	538A0303	
24	4460018	
25	7415557	
26	538A0294	▶
27	538A0295	◀
28	538A0300	
29	538A0314	▶
30	538A0313	◀
31	7413696	
32	538A0302	
33	538A0306	
34	538A0304	
35	538A0279	
36	538A0305	
37	4380033	
38	538A0296	▶
39	538A0297	◀
40	538A0413	
41	7032007	
42	538A0409	▶
43	538A0410	◀
44	538A0414	

714MW_5400703_64_10_5B.eps

CABINE : PARE-BRISE SUPERIEUR
CAB: HIGHER WINDSCREEN
KABINE : HOHERER WINDSCHUTZSCHEIBE

08-04-008 / 21-05-000
08-04-005 / 19-05-000

1	538A0287		2	1	PARE-BRISE SUPERIEUR	HIGHER WINDSCREEN	HOHERER WINDSCHUTZ-SCHEIBE
2	K7032032		05 15 1A	PM	KIT : PARE-BRISE	KIT: WINDSCREEN	BAUSATZ : WINDSCHUTZSCHEIBE
3	538A0411			2	CHAPE	YOKE	JOCH
4	538A0278			1	COLLE	GUM	KLEBER
5	538A0286	NV		1	CADRE	FRAME	RAHMEN
6	538A0312	▶		1	CHEMIN DE ROULEMENT	RACE	LAGERRING
7	538A0311	◀		1	CHEMIN DE ROULEMENT	RACE	LAGERRING
8	538A0316	▶		1	CALE	SHIM	KEIL
9	538A0315	◀		1	CALE	SHIM	KEIL
10	4240022		FHC/90 M5X16	10	VIS	SCREW	SCHRAUBE
11	538A0309			4	CALE	SHIM	KEIL
12	538A0318	▶		1	POIGNEE	HANDLE	HANDGRIFF
13	538A0319	◀		1	POIGNEE	HANDLE	HANDGRIFF
14	4460025		MU8	4	RONDELLE	WASHER	UNTERLEGSCHEIBE
15	4450008		NYLSTOP M8	4	ECROU	NUT	MUTTER
16	538A0308			5	CACHE	MUFF	MUFFE
17	538A0323			2	COMPAS	CALIPER	LEHRE
18	538A0317			2	GALET	ROLLER	ROLLE
19	538A0310			2	AXE DE GALET	ROLL AXLE	ROLLENACHSE
20	4460014		MU5	2	RONDELLE	WASHER	UNTERLEGSCHEIBE
21	538A0299		H M5X35	2	VIS	SCREW	SCHRAUBE
22	538A0298			2	BIELLE	CONNECTING ROD	PLEUELSTANGE
23	538A0303			2	AXE	AXLE	BOLZEN
24	4460018		MU6	4	RONDELLE	WASHER	UNTERLEGSCHEIBE
25	7415557		CBHC M6X30	2	VIS	SCREW	SCHRAUBE
26	538A0294	▶		1	BIELLE	CONNECTING ROD	PLEUELSTANGE
27	538A0295	◀		1	BIELLE	CONNECTING ROD	PLEUELSTANGE
28	538A0300		M6X12	2	VIS	SCREW	SCHRAUBE
29	538A0314	▶		1	COUVERCLE	COVER	DECKEL
30	538A0313	◀		1	COUVERCLE	COVER	DECKEL
31	7413696		F/90 M4X8	12	VIS	SCREW	SCHRAUBE
32	538A0302		M6	2	INSERT FILETEE	INSERT	EINSATZ
33	538A0306	⟷	800 mm	1	JOINT	SEAL	DICHTRING
34	538A0304			2	AXE DE GALET	ROLL AXLE	ROLLENACHSE
35	538A0279			2	GALET	ROLLER	ROLLE
36	538A0305			SB	JOINT	SEAL	DICHTRING
37	4380033		H M6X25	2	VIS	SCREW	SCHRAUBE
38	538A0296	▶		1	PROTECTEUR	PROTECTOR	SCHUTZ
39	538A0297	◀		1	PROTECTEUR	PROTECTOR	SCHUTZ
40	538A0413			2	RONDELLE	WASHER	UNTERLEGSCHEIBE
41	7032007	2		1	ENS. VERROUILLAGE	LOCKING DEVICE	VERRIEGELUNG
42	538A0409	▶		1	RAIL	RAIL	SCHIENE

CABINE : PARE-BRISE SUPÉRIEUR
CAB: HIGHER WINDSCREEN
KABINE : HOHERER WINDSCHUTZSCHEIBE

08-04-008 / 21-05-000
08-04-005 / 19-05-000

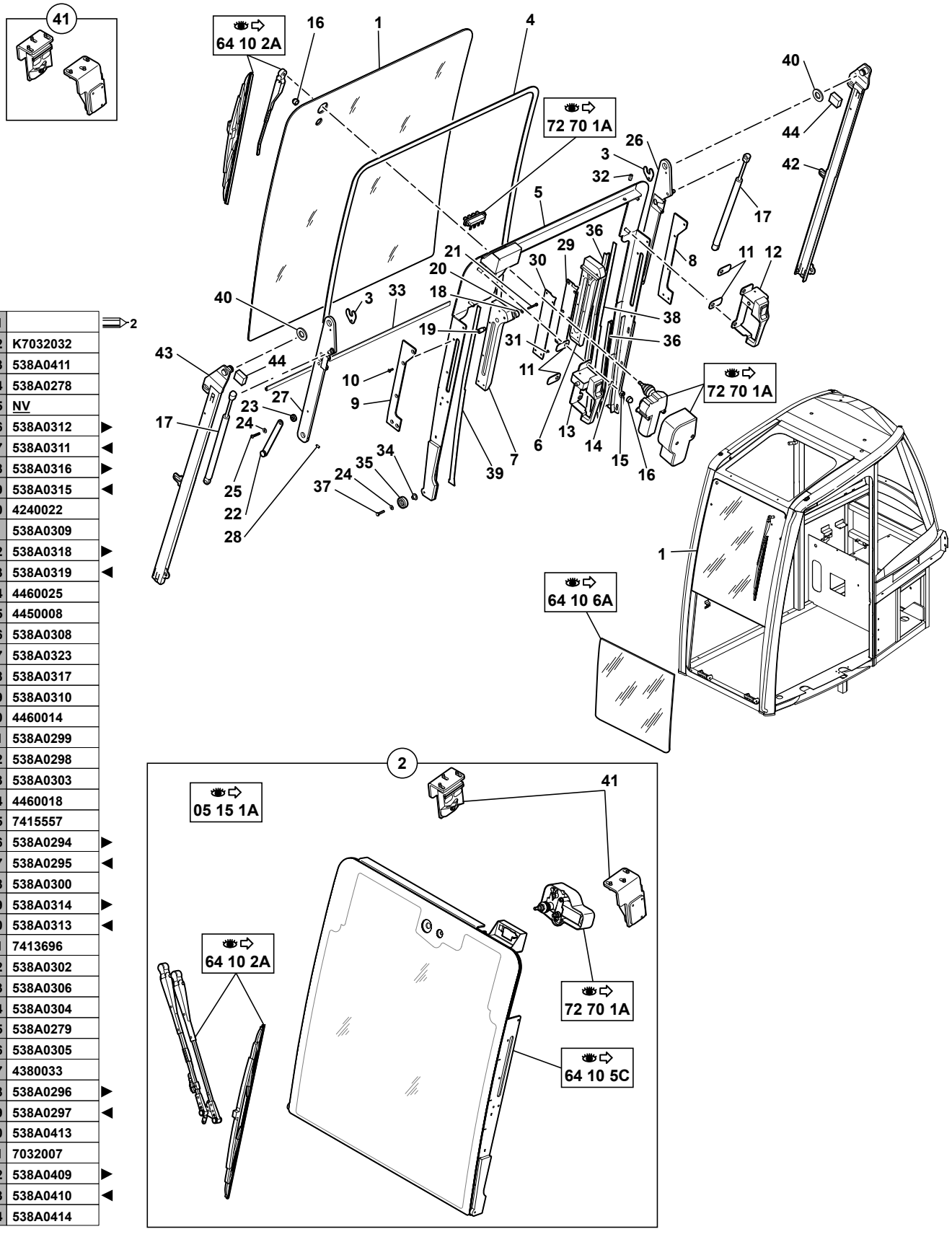

1		⇒2
2	K7032032	
3	538A0411	
4	538A0278	
5	NV	
6	538A0312	▶
7	538A0311	◀
8	538A0316	▶
9	538A0315	◀
10	4240022	
11	538A0309	
12	538A0318	▶
13	538A0319	◀
14	4460025	
15	4450008	
16	538A0308	
17	538A0323	
18	538A0317	
19	538A0310	
20	4460014	
21	538A0299	
22	538A0298	
23	538A0303	
24	4460018	
25	7415557	
26	538A0294	▶
27	538A0295	◀
28	538A0300	
29	538A0314	▶
30	538A0313	◀
31	7413696	
32	538A0302	
33	538A0306	
34	538A0304	
35	538A0279	
36	538A0305	
37	4380033	
38	538A0296	▶
39	538A0297	◀
40	538A0413	
41	7032007	
42	538A0409	▶
43	538A0410	◀
44	538A0414	

714MW_5400703_64_10_5B.eps

CABINE : PARE-BRISE SUPERIEUR
CAB: HIGHER WINDSCREEN
KABINE : HOHERER WINDSCHUTZSCHEIBE

08-04-008 / 21-05-000
08-04-005 / 19-05-000

43	538A0410	◀	1	RAIL	RAIL	SCHIENE
44	538A0414		2	BUTEE	CATCH	FALLE

CABINE : PARE-BRISE SUPÉRIEUR
CAB: HIGHER WINDSCREEN
KABINE : HÖHERER WINDSCHUTZSCHEIBE

→
21-05-001
19-05-001

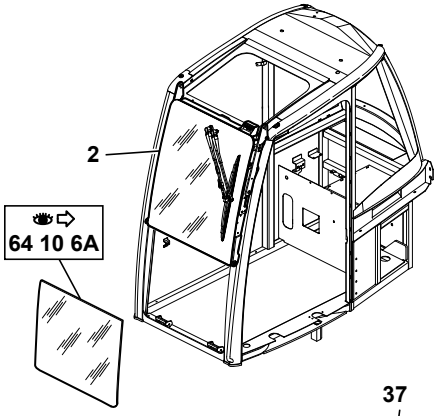

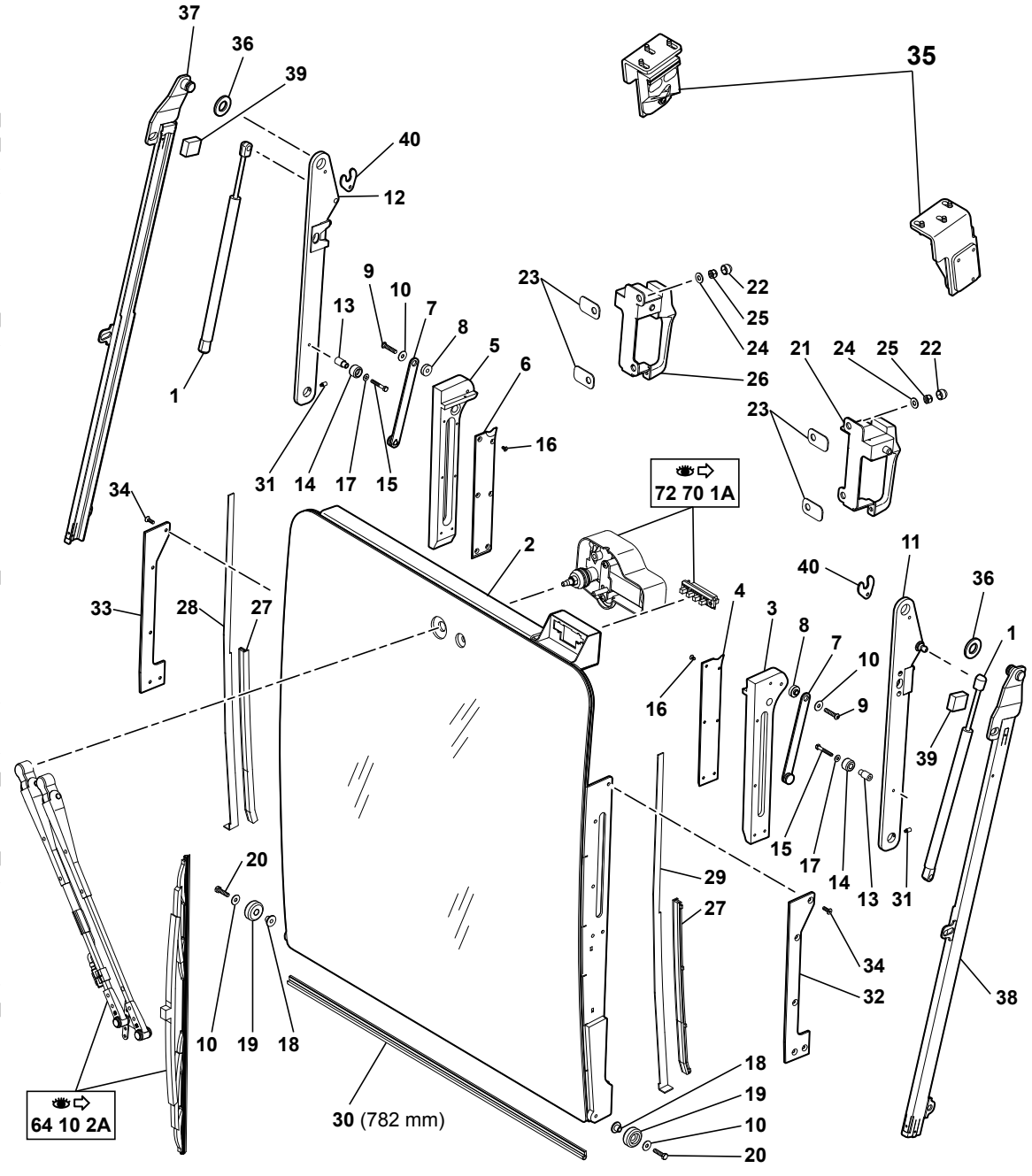

1	538A0323
2	538A0376
3	538A0311 ◀
4	538A0313 ◀
5	538A0312 ▶
6	538A0314 ▶
7	538A0375
8	538A0303
9	7415557
10	538A0377
11	538A0295 ◀
12	538A0294 ▶
13	538A0310
14	538A0317
15	538A0299
16	7413696
17	4460014
18	538A0304
19	538A0279
20	4380033
21	538A0319 ◀
22	538A0308
23	538A0309
24	4460025
25	4450008
26	538A0318 ▶
27	538A0305
28	538A0296 ▶
29	538A0297 ◀
30	538A0306
31	538A0300
32	538A0315 ◀
33	538A0316 ▶
34	4240022
35	7032007
36	538A0413
37	538A0409 ▶
38	538A0410 ◀
39	538A0414
40	538A0411

714MW_5400703_64_10_5C.eps

CABINE : PARE-BRISE SUPERIEUR
CAB: HIGHER WINDSCREEN
KABINE : HOHERER WINDSCHUTZSCHEIBE

→
21-05-001
19-05-001

1	538A0323			2	COMPAS	CALIPER	LEHRE
2	538A0376			1	PARE-BRISE EQUIPE	WINDSCREEN EQUIPPED	AUSGESTATTETER WINDSCHUTZSCHEIBE
3	538A0311	◀		1	CHEMIN DE ROULEMENT	RACE	LAGERRING
4	538A0313	◀		1	COUVERCLE	COVER	DECKEL
5	538A0312	▶		1	CHEMIN DE ROULEMENT	RACE	LAGERRING
6	538A0314	▶		1	COUVERCLE	COVER	DECKEL
7	538A0375			2	ENSEMBLE BIELLE INFERIEURE	LOWER ROD UNIT	GESAMTHEIT NIEDRIGE STANGE
8	538A0303			2	AXE	AXLE	BOLZEN
9	7415557		CBHC M6X30	2	VIS	SCREW	SCHRAUBE
10	538A0377		6,2X18X1,2	4	RONDELLE	WASHER	UNTERLEGSCHEIBE
11	538A0295	◀		1	BIELLE	CONNECTING ROD	PLEUELSTANGE
12	538A0294	▶		1	BIELLE	CONNECTING ROD	PLEUELSTANGE
13	538A0310			2	AXE DE GALET	ROLL AXLE	ROLLENACHSE
14	538A0317			2	GALET	ROLLER	ROLLE
15	538A0299		H M5X35	2	VIS	SCREW	SCHRAUBE
16	7413696		TFHC M4X8	12	VIS	SCREW	SCHRAUBE
17	4460014		MU5	2	RONDELLE	WASHER	UNTERLEGSCHEIBE
18	538A0304			2	AXE DE GALET	ROLL AXLE	ROLLENACHSE
19	538A0279			2	GALET	ROLLER	ROLLE
20	4380033		H M6X25	2	VIS	SCREW	SCHRAUBE
21	538A0319	◀		1	POIGNEE	HANDLE	HANDGRIFF
22	538A0308			4	CACHE	MUFF	MUFFE
23	538A0309			4	CALE	SHIM	KEIL
24	4460025		MU8	4	RONDELLE	WASHER	UNTERLEGSCHEIBE
25	4450008		NYLSTOP M8	4	ECROU	NUT	MUTTER
26	538A0318	▶		1	POIGNEE	HANDLE	HANDGRIFF
27	538A0305			SB	JOINT	SEAL	DICHTRING
28	538A0296	▶		1	PROTECTEUR	PROTECTOR	SCHUTZ
29	538A0297	◀		1	PROTECTEUR	PROTECTOR	SCHUTZ
30	538A0306	⟷	782 mm	1	JOINT	SEAL	DICHTRING
31	538A0300		STHC M6X12	2	VIS	SCREW	SCHRAUBE
32	538A0315	◀		1	CALE	SHIM	KEIL
33	538A0316	▶		1	CALE	SHIM	KEIL
34	4240022		FHC/90 M5X16	10	VIS	SCREW	SCHRAUBE
35	7032007			1	ENS. VERROUILLAGE	LOCKING DEVICE	VERRIEGELUNG
36	538A0413			2	RONDELLE	WASHER	UNTERLEGSCHEIBE
37	538A0409	▶		1	RAIL	RAIL	SCHIENE
38	538A0410	◀		1	RAIL	RAIL	SCHIENE
39	538A0414			2	BUTEE	CATCH	FALLE
40	538A0411			2	CHAPE	YOKE	JOCH

CABINE : PARE-BRISE INFÉRIEUR
CAB: LOWER WINDSCREEN
KABINE : NIEDRIGERERER WINDSCHUTZSCHEIBE

→
08-04-008
08-04-005

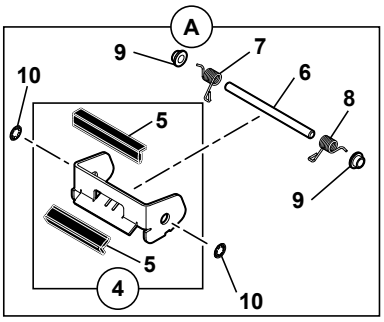

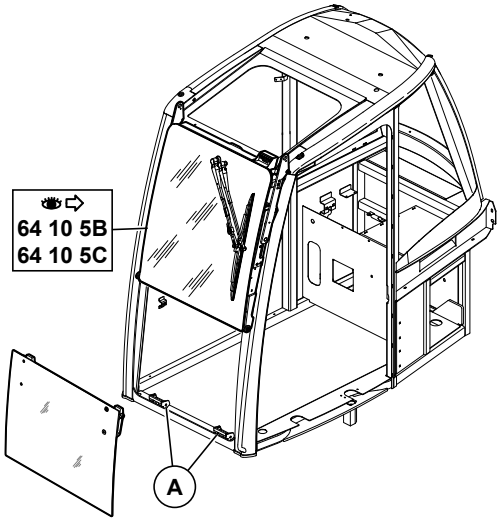

1	538A0288
2	538A0388 ▶
3	538A0389 ◀
4	538A0390
5	538A0305
6	538A0395
7	538A0397
8	538A0396
9	538A0392
10	538A0391
11	538A0417
12	4460025
13	4450008
14	538A0308
15	538A0412
16	538A0418
17	538A0318 ▶
18	538A0319 ◀
19	7415678

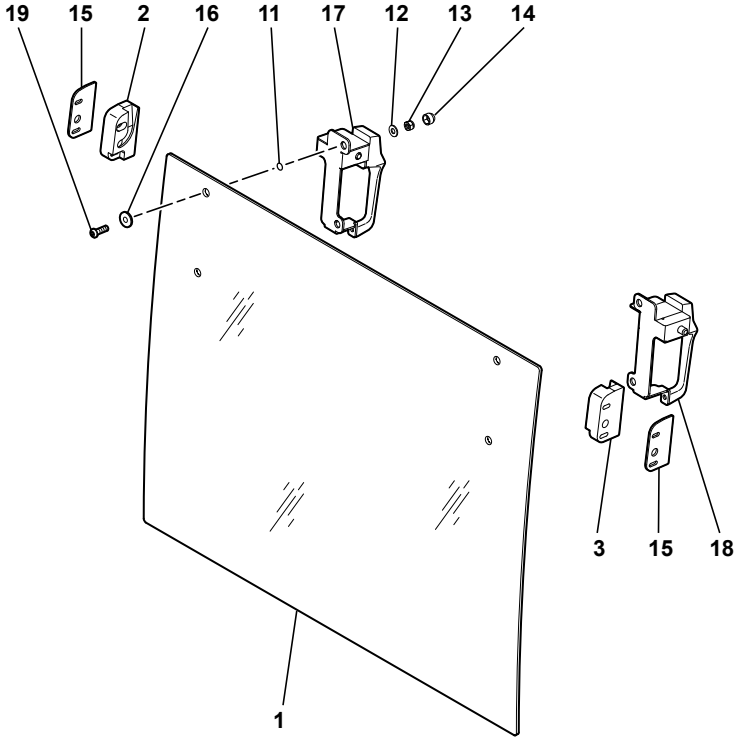

714MW_5400703_64_10_6A.eps

CABINE : PARE-BRISE INFERIEUR
CAB: LOWER WINDSCREEN
KABINE : NIEDRIGERERER WINDSCHUTZSCHEIBE

→
08-04-008
08-04-005

1	538A0288			1	PARE-BRISE INFERIEUR	LOWER WINDSCREEN	NIEDRIGERERER WINDSCHUTZSCHEIBE
2	538A0389	▶		1	PIECE DE FIXATION	ATTACHING PART	ANBAUTEIL
3	538A0388	◀		1	PIECE DE FIXATION	ATTACHING PART	ANBAUTEIL
4	538A0390			2	GUIDE	GUIDE	FUEHRUNG
5	538A0305	4		SB	JOINT	SEAL	DICHTRING
6	538A0395			2	AXE	CLEVIS PIN	BOLZEN
7	538A0397	▶		2	RESSORT	SPRING	FEDER
8	538A0396	◀		2	RESSORT	SPRING	FEDER
9	538A0392			4	PALIER	BEARING	LAGER
10	538A0391			4	RONDELLE ANTI-EXTRU.	BACK-UP RING	STUETZRING
11	538A0417			4	JOINT	SEAL	DICHTRING
12	4460025		MU8	4	RONDELLE	WASHER	UNTERLEGSCHEIBE
13	4450008		NYLSTOP M8	4	ECROU	NUT	MUTTER
14	538A0308			4	CACHE	MUFF	MUFFE
15	538A0412			2	CALE	SHIM	KEIL
16	538A0418			4	ENTRETOISE	SPACER	ABSTANDSTUECK
17	538A0318	▶		1	POIGNEE	HANDLE	HANDGRIFF
18	538A0319	◀		1	POIGNEE	HANDLE	HANDGRIFF
19	7415678		CBHC M8X50	4	VIS	SCREW	SCHRAUBE

PLANCHER CABINE
CAB FLOOR
KABINENBODEN

→I 80396&84003
-80390

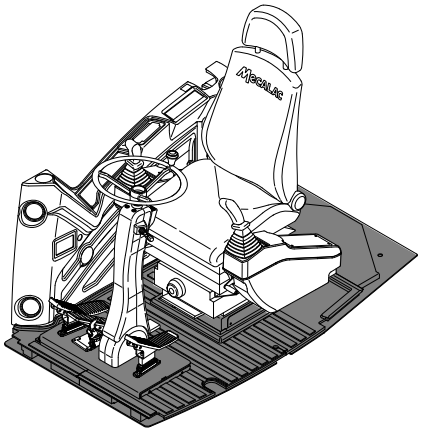

1	5620042
2	5140430
3	5540120
4	4380407
5	5550023 →I 80184 -80183
6	4490008
7	4450014
8	3831421
9	4250040
10	4490006
11	3560755
12	3560756
13	4380043
14	4690874
15	4490014
16	4380024
17	4380026
18	5540084
19	5140446
20	3250411
21	3831231
22	4300021
23	4690891
24	3730046
25	4400033
26	4410020
27	4240025
28	4410004
29	4460006

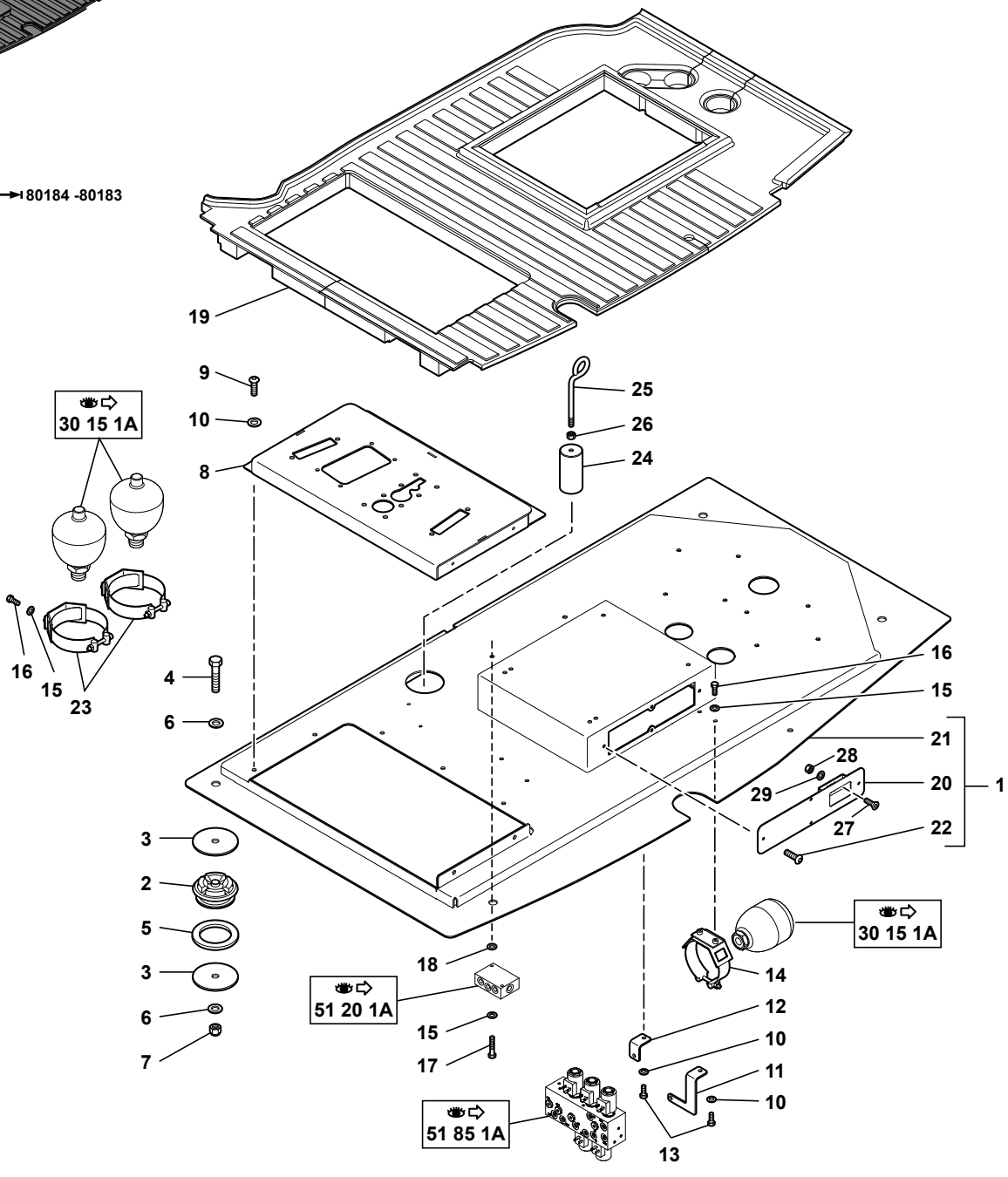

714MW_5400703_64_50_1A.eps

PLANCHER CABINE
CAB FLOOR
KABINENBODEN

→| 80396&84003
-80390

1	5620042			1	PLANCHER	FLOOR	BODENBELAG
2	5140430			4	SUSPENSION	SUSPENSION	ABFEDERUNG
3	5540120			8	RONDELLE	WASHER	UNTERLEGSCHEIBE
4	4380407		H M16X100	4	VIS	SCREW	SCHRAUBE
5	5550023	→|	80184 -80183	4	RONDELLE	WASHER	UNTERLEGSCHEIBE
6	4490008		CONTACT MU16	8	RONDELLE	WASHER	UNTERLEGSCHEIBE
7	4450014		NYLSTOP M16	4	ECROU	NUT	MUTTER
8	3831421	●○	3831327	1	SUPPORT	BRACKET	TRAEGER
9	4250040		CBHC M8X20	6	VIS	SCREW	SCHRAUBE
10	4490006		CONTACT MU8	8	RONDELLE	WASHER	UNTERLEGSCHEIBE
11	3560755			1	SUPPORT	BRACKET	TRAEGER
12	3560756			1	SUPPORT	BRACKET	TRAEGER
13	4380043		H M8X20	2	VIS	SCREW	SCHRAUBE
14	4690874			1	COLLIER	COLLAR	SCHELLE
15	4490014		CONTACT MU6	8	RONDELLE	WASHER	UNTERLEGSCHEIBE
16	4380024		H M6X10	6	VIS	SCREW	SCHRAUBE
17	4380026		H M6X50	2	VIS	SCREW	SCHRAUBE
18	5540084			2	CALE D'EPAISSEUR	SHIM	UNTERLEGPLATTE
19	5140446	●○	5140441	1	TAPIS	MAT	MATTE
20	3250411	1		1	TRAPPE	HATCH	SCHAULOCH
21	3831231	1		1	PLANCHER	FLOOR	BODENBELAG
22	4300021	1	CBHC M4X12	4	VIS	SCREW	SCHRAUBE
23	4690891			2	COLLIER	COLLAR	SCHELLE
24	3730046			1	AXE	CLEVIS PIN	BOLZEN
25	4400033			1	TIGE	STEM	SCHAFT
26	4410020		H M10	1	ECROU	NUT	MUTTER
27	4240025		F M3X12	4	VIS	SCREW	SCHRAUBE
28	4410004		H M3	4	ECROU	NUT	MUTTER
29	4460006		MU3	4	RONDELLE	WASHER	UNTERLEGSCHEIBE

PLANCHER CABINE
CAB FLOOR
KABINENBODEN

→ 80397&84004
+80390

1	5620050
2	5140480
3	5540120
4	4380407
5	5040565
6	4490008
7	4450014
8	3831634
9	4250040
10	4490006
11	3350071
12	3560780
13	4380043
14	4690874
15	4490014
16	4380031
17	4380026
18	5540084
19	5140457
20	3250416
21	3831898
22	4300055
23	4690891
24	3730046
25	4400033
26	4410020
27	4240025
28	4410004
29	4460006
30	3590291
31	4290007
32	4460018
33	4290017
34	4690097
35	4410016
36	4690787
37	4400058
38	4410013
39	NV
40	NV
41	NV
42	5540019
43	5041006
44	5041004
45	5041005
46	5600030
47	5550024

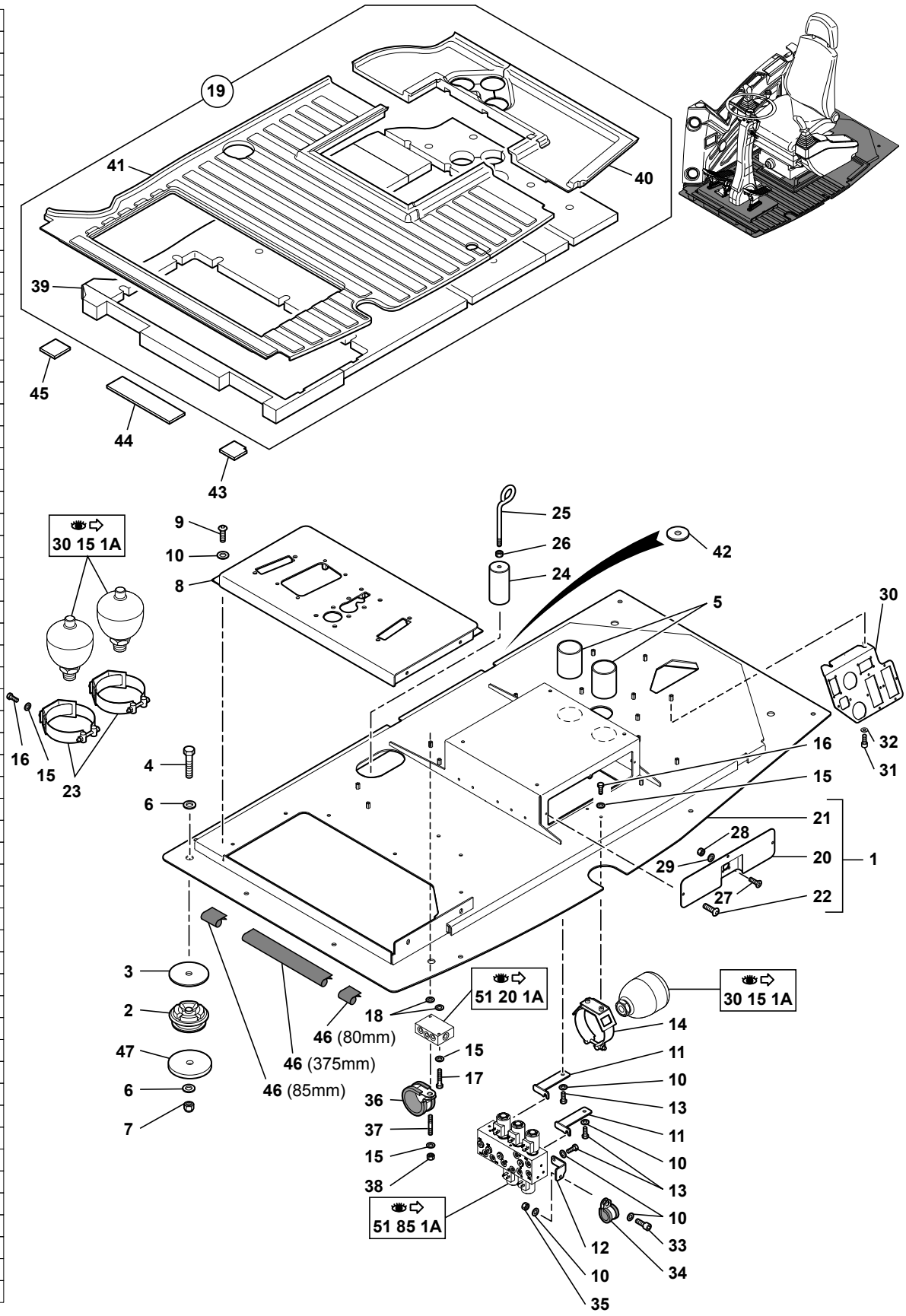

714MW_5400703_64_50_1B.eps

PLANCHER CABINE
CAB FLOOR
KABINENBODEN

→ 80397&84004
+80390

1	5620050			1	PLANCHER	FLOOR	BODENBELAG
2	5140480		5140430	4	SUSPENSION	SUSPENSION	ABFEDERUNG
3	5540120			4	RONDELLE	WASHER	UNTERLEGSCHEIBE
4	4380407		H M16X100	4	VIS	SCREW	SCHRAUBE
5	5040565			2	GAINE	SHEATH	HUELLE
6	4490008		CONTACT MU16	8	RONDELLE	WASHER	UNTERLEGSCHEIBE
7	4450014		NYLSTOP M16	4	ECROU	NUT	MUTTER
8	3831634			1	SUPPORT	BRACKET	TRAEGER
9	4250040		CBHC M8X20	6	VIS	SCREW	SCHRAUBE
10	4490006		CONTACT MU8	10	RONDELLE	WASHER	UNTERLEGSCHEIBE
11	3350071			2	SUPPORT	BRACKET	TRAEGER
12	3560780			1	SUPPORT	BRACKET	TRAEGER
13	4380043		H M8X20	2	VIS	SCREW	SCHRAUBE
14	4690874			1	COLLIER	COLLAR	SCHELLE
15	4490014		CONTACT MU6	8	RONDELLE	WASHER	UNTERLEGSCHEIBE
16	4380031		H M6X16	6	VIS	SCREW	SCHRAUBE
17	4380026		H M6X50	1	VIS	SCREW	SCHRAUBE
18	5540084			2	CALE D'EPAISSEUR	SHIM	UNTERLEGPLATTE
19	5140457			1	TAPIS	MAT	MATTE
20	3250416	1		1	TRAPPE	HATCH	SCHAULOCH
21	3831898	1		1	PLANCHER	FLOOR	BODENBELAG
22	4300055	1	CBHC M6X6	3	VIS	SCREW	SCHRAUBE
23	4690891			2	COLLIER	COLLAR	SCHELLE
24	3730046			1	AXE	CLEVIS PIN	BOLZEN
25	4400033			1	TIGE	STEM	SCHAFT
26	4410020		H M10	1	ECROU	NUT	MUTTER
27	4240025		F M3X12	4	VIS	SCREW	SCHRAUBE
28	4410004		H M3	4	ECROU	NUT	MUTTER
29	4460006		MU3	4	RONDELLE	WASHER	UNTERLEGSCHEIBE
30	3590291			1	SUPPORT	BRACKET	TRAEGER
31	4290007		CHC M6X20	2	VIS	SCREW	SCHRAUBE
32	4460018		MU6	2	RONDELLE	WASHER	UNTERLEGSCHEIBE
33	4290017		CHC M8X20	1	VIS	SCREW	SCHRAUBE
34	4690097			1	COLLIER	COLLAR	SCHELLE
35	4410016		H M8	1	ECROU	NUT	MUTTER
36	4690787			1	COLLIER	COLLAR	SCHELLE
37	4400058		M6X65	1	TIGE FILETEE	THREADED ROD	SCHRAUBENSPINDEL
38	4410013		H M6	1	ECROU	NUT	MUTTER
* 39	5140476	19	NV	1	TAPIS ISOLANT	INSULATING MAT	DAEMMATTE
* 40	5140460	19	NV	1	TAPIS	MAT	MATTE
* 41	5140459	19	NV	1	TAPIS	MAT	MATTE
42	5540019			1	RONDELLE	WASHER	UNTERLEGSCHEIBE
43	5041006			1	PLAQUE	PLATE	PLATTE
44	5041004			1	PLAQUE	PLATE	PLATTE

PLANCHER CABINE
CAB FLOOR
KABINENBODEN

→ 80397&84004
+80390

1	5620050
2	5140480
3	5540120
4	4380407
5	5040565
6	4490008
7	4450014
8	3831634
9	4250040
10	4490006
11	3350071
12	3560780
13	4380043
14	4690874
15	4490014
16	4380031
17	4380026
18	5540084
19	5140457
20	3250416
21	3831898
22	4300055
23	4690891
24	3730046
25	4400033
26	4410020
27	4240025
28	4410004
29	4460006
30	3590291
31	4290007
32	4460018
33	4290017
34	4690097
35	4410016
36	4690787
37	4400058
38	4410013
39	NV
40	NV
41	NV
42	5540019
43	5041006
44	5041004
45	5041005
46	5600030
47	5550024

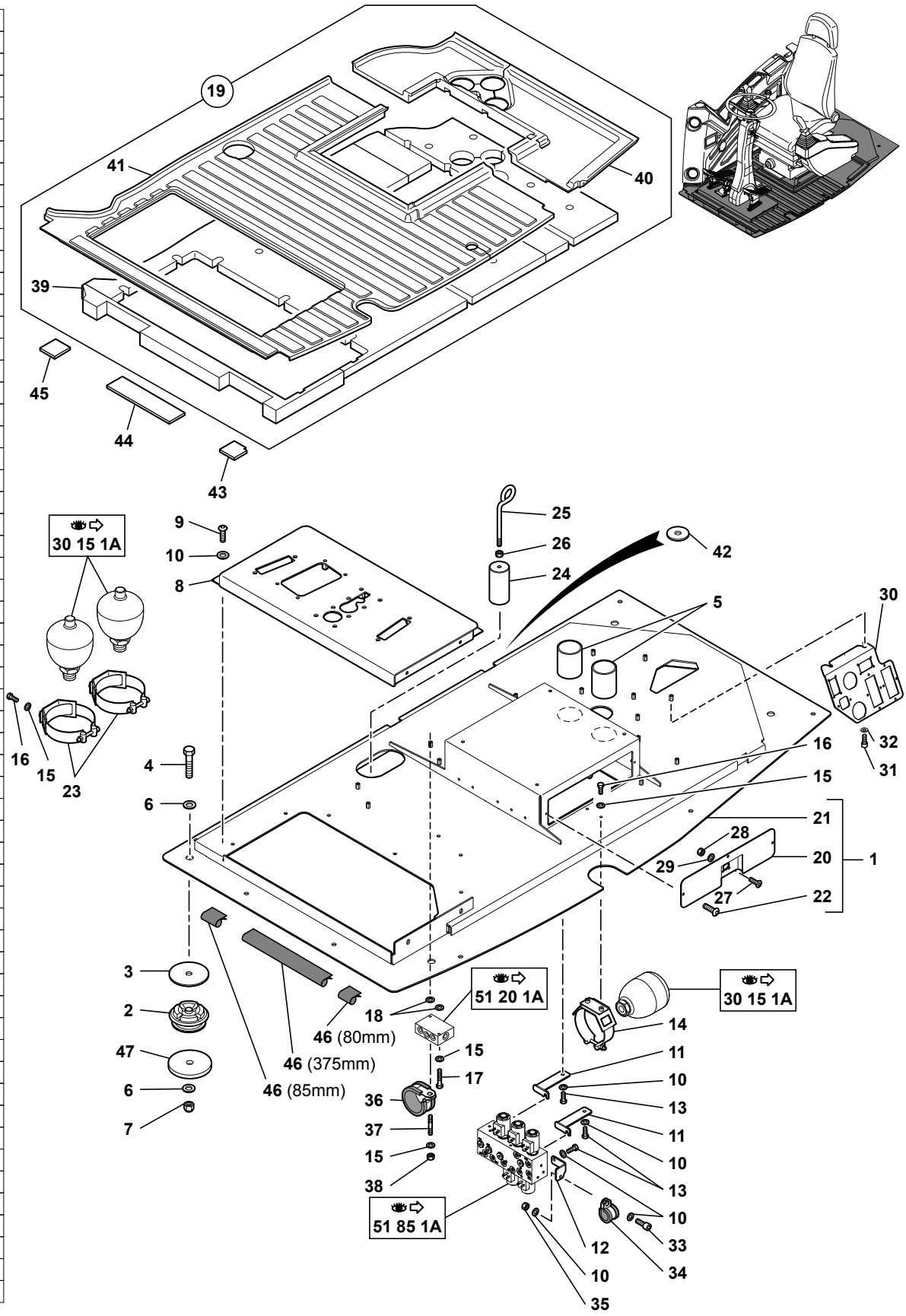

714MW_5400703_64_50_1B.eps

PLANCHER CABINE
CAB FLOOR
KABINENBODEN

→ 80397&84004
+80390

45	5041005		1 PLAQUE	PLATE	PLATTE
46	5600030		SB JOINT	SEAL	DICHTRING
47	5550024	●○ 5540120	4 RONDELLE	WASHER	UNTERLEGSCHEIBE

CHAUFFAGE CABINE
HEATER CAB
HEIZUNG KABINE

1	4780027
2	4690387
3	4750465
4	4735053
5	4196109
6	4196110
7	538A0245
8	538A0403
9	538A0402
10	2360155

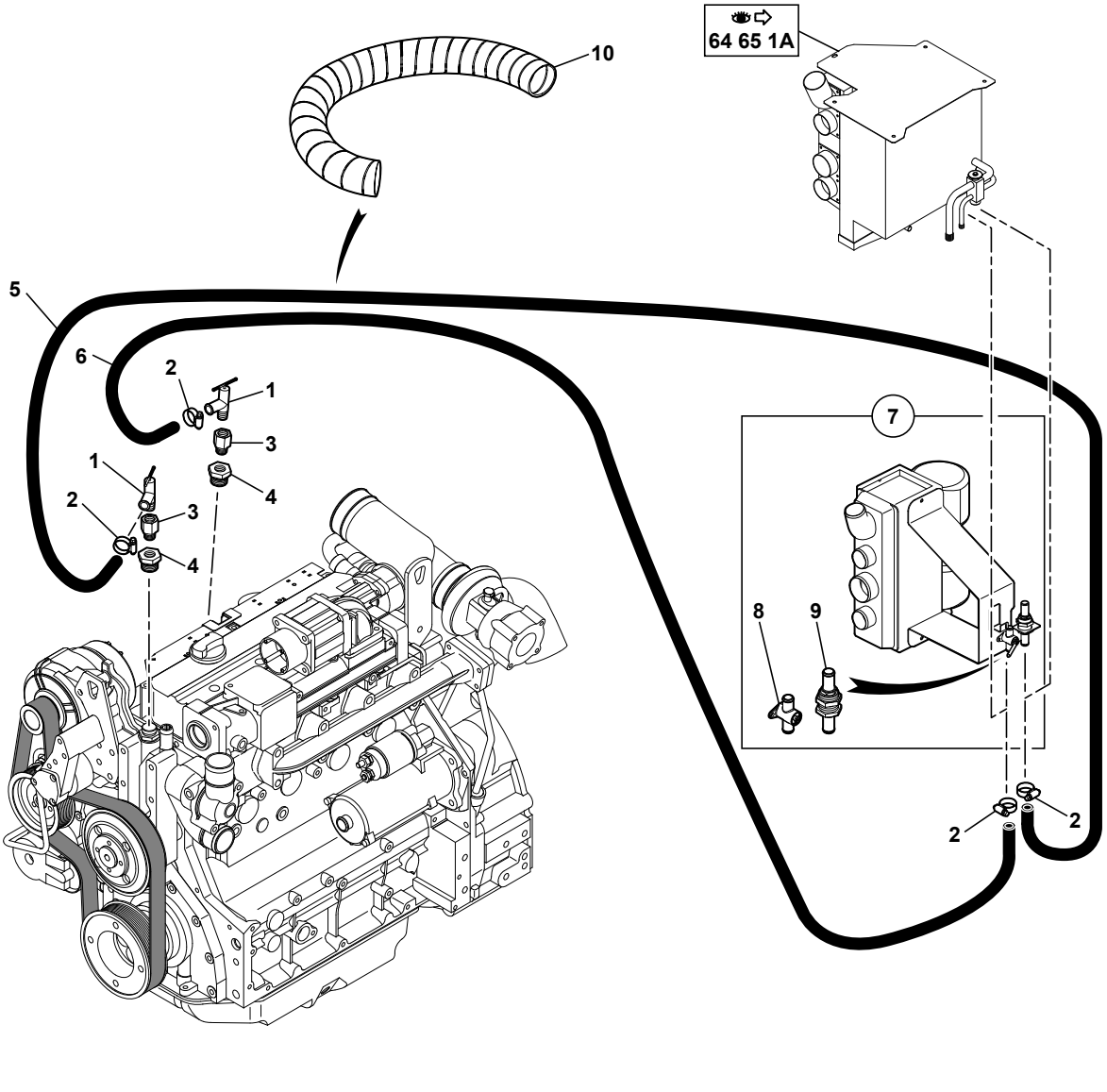

714MW_5400703_64_60_1A.eps

CHAUFFAGE CABINE
HEATER CAB
HEIZUNG KABINE

1	4780027			2	ROBINET	COCK	ABSPERRHAHN
2	4690387			4	COLLIER	COLLAR	SCHELLE
3	4750465			2	RALLONGE	EXTENSION	VERLAENGERUNG
4	4735053			2	RACCORD DE REDUCTION	TAPER PIPE	KONISCHES UBERGANGSROHR
5	4196109			1	FLEXIBLE	HOSE	SCHLAUCH
6	4196110			1	FLEXIBLE	HOSE	SCHLAUCH
7	538A0245		24V	1	CHAUFFAGE	HEATER	HEIZUNG
8	538A0403	7		1	VANNE	GATE VALVE	VENTIL
9	538A0402	7		1	RACCORD	NIPPLE	VERBINDUNGSELEMENT
* 10	2360155			2	GAINE	SHEATH	HUELLE

CLIMATISATION (OPTION)
AIR CONDITIONNED
KLIMAANLAGE

1	538A0369	
2	538A0374	24 V
3	538A0372	
4	538A0373	
5	538A0371	

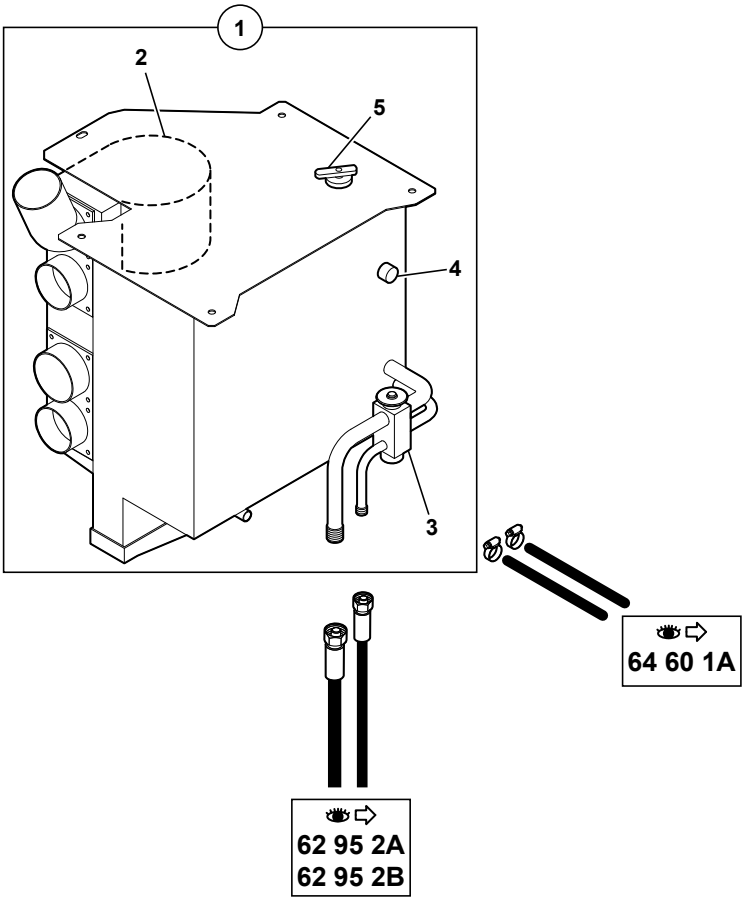

714MW_5400703_64_65_1A.eps

CLIMATISATION (OPTION)
AIR CONDITIONNED
KLIMAANLAGE

1	538A0369			1	CLIMATISATION	AIR CONDITIONER	KLIMAANLAGE
2	538A0374	1	24 V	1	ENSEMBLE VENTILATEUR	FAN ASSEMBLY	VENTILATOR-EINHEIT
3	538A0372	1		1	DETENDEUR	EXPANDER	DRUCKMINDERER
4	538A0373	1		1	THERMOSTAT	THERMOSTAT	THERMOSTAT
5	538A0371	1		1	VANNE	GATE VALVE	VENTIL

CATALOGUE DE PIECES DE RECHANGE
SPARE PARTS BOOK
ERSATZTEILLISTE

Poste de conduite
Operator's station
Bedienungsstand

65

SOMMAIRE
CONTENTS
INHALT

65 POSTE DE CONDUITE — OPERATOR'S STATION — BEDIENUNGSSTAND

65	10	1A	SIEGE STANDARD STANDARD SEAT STANDARDSITZ	→I	80396&84003 -80390 M3
65	10	1B	SIEGE STANDARD STANDARD SEAT STANDARDSITZ	I→	80397&84004 +80390 M3
65	15	1A	SIÈGE PNEUMATIQUE CHAUFFANT HEATING PNEUMATIC SEAT HEIZENDER PNEUMATISCHER SITZ	→I	80396&84003 -80390 M3
65	15	1B	SIÈGE PNEUMATIQUE CHAUFFANT HEATING PNEUMATIC SEAT HEIZENDER PNEUMATISCHER SITZ	I→	80397&84004 +80390 M3
65	20	1A	CONSOLE DE SIEGE (DROIT) SEAT CONSOLE (RIGHT) ARMLEHNENKONSOLE (RECHT)	→I	80396 -80390 M3
65	20	1B	CONSOLE DE SIEGE (DROIT) SEAT CONSOLE (RIGHT) ARMLEHNENKONSOLE (RECHT)	I→	80397 +80390 M3
65	22	1A	CONSOLE DE SIÈGE (GAUCHE) SEAT CONSOLE (LEFT) ARMLEHNKONSOLE (LINKS)	→I	80396&84003 -80390 M3
65	22	1B	CONSOLE DE SIÈGE (GAUCHE) SEAT CONSOLE (LEFT) ARMLEHNKONSOLE (LINKS)	I→	80397&84004 +80390 M4
65	50	1A	DIRECTION (INCLINABLE) STEERING (ADJUSTABLE) LENKUNG (VERSTELLBAR)		M2

SIÈGE STANDARD
STANDARD SEAT
STANDARDSITZ

→| 80396&84003
-80390

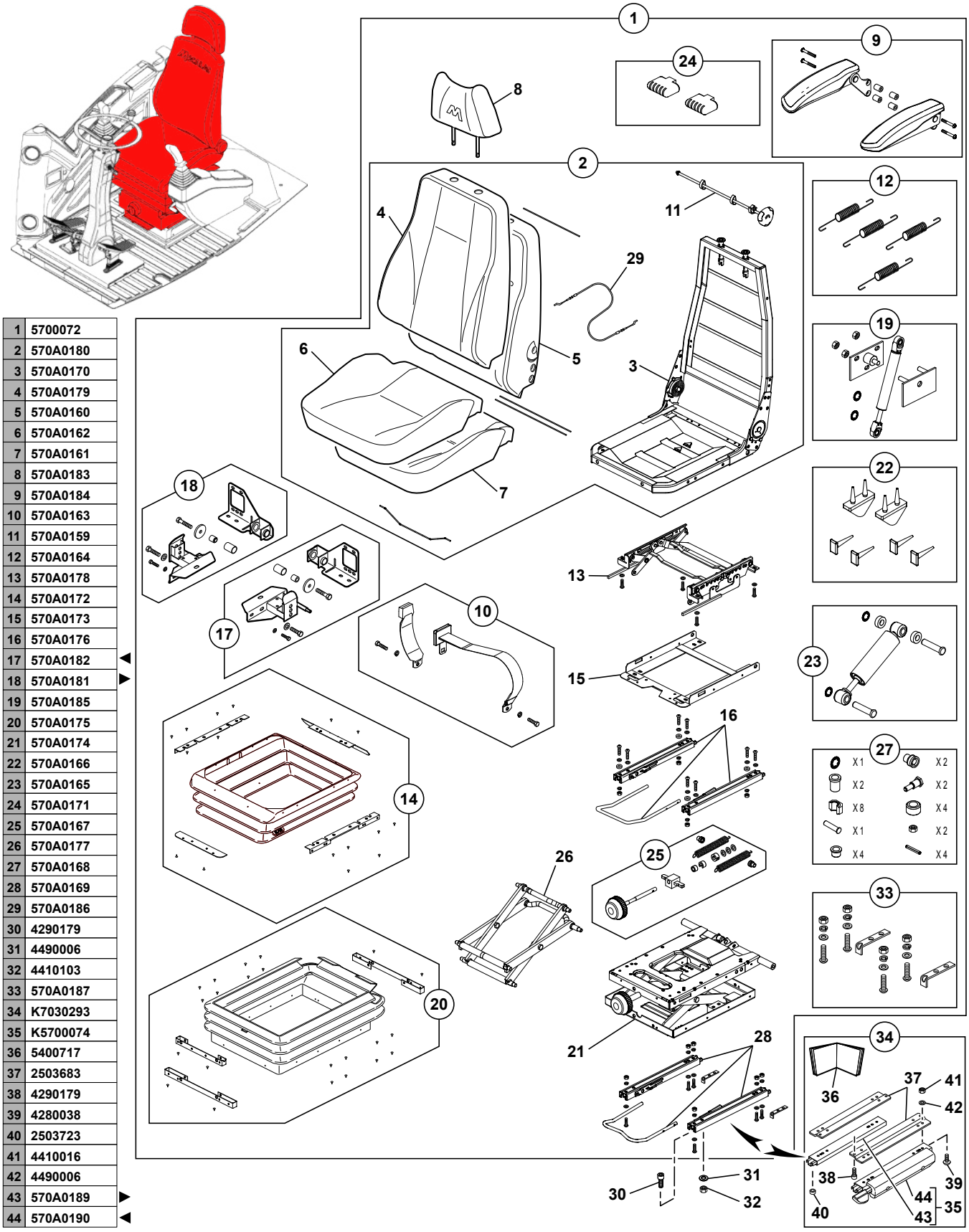

1	5700072
2	570A0180
3	570A0170
4	570A0179
5	570A0160
6	570A0162
7	570A0161
8	570A0183
9	570A0184
10	570A0163
11	570A0159
12	570A0164
13	570A0178
14	570A0172
15	570A0173
16	570A0176
17	570A0182 ◀
18	570A0181 ▶
19	570A0185
20	570A0175
21	570A0174
22	570A0166
23	570A0165
24	570A0171
25	570A0167
26	570A0177
27	570A0168
28	570A0169
29	570A0186
30	4290179
31	4490006
32	4410103
33	570A0187
34	K7030293
35	K5700074
36	5400717
37	2503683
38	4290179
39	4280038
40	2503723
41	4410016
42	4490006
43	570A0189 ▶
44	570A0190 ◀

714MW_5400703_65_10_1A.eps

SIEGE STANDARD
STANDARD SEAT
STANDARDSITZ

→| 80396&84003
-80390

1	5700072				1	SIEGE STANDARD	STANDARD SEAT	STANDARDSITZ
2	570A0180	1			1	SIEGE	SEAT	SITZ
3	570A0170	1			1	CHASSIS	FRAME	FAHRGESTELL
4	570A0179	1			1	DOSSIER	BACK REST	RUECKENLEHNE
5	570A0160	1			1	COUSSIN	CUSHION	POLSTER
6	570A0162	1			1	ASSISE	UNDERLAY	UNTERLAGE
7	570A0161	1			1	COUSSIN	CUSHION	POLSTER
8	570A0183	1			1	REPOSE TETE	HEAD REST	KOPFSTUETZE
9	570A0184	1			1	KIT ACCOUDOIR	KIT ARMREST	BAUSATZ ARMLEHNE
10	570A0163	1			1	CEINTURE DE SECURITE	SAFETY BELT	SICHERHEITSGURT
11	570A0159	1			1	MECANISME DE REGLAGE	SET UP MECANISM	EINSTELL MECHANISMUS
12	570A0164	1			1	RESSORTS (JEU)	SPRING (KIT)	FEDER (BAUSATZ)
13	570A0178	1			1	MECANISME DE REGLAGE	SET UP MECANISM	EINSTELL MECHANISMUS
14	570A0172	1			1	SOUFFLET	BELLOWS	FALTENBALG
15	570A0173	1			1	CADRE	FRAME	RAHMEN
16	570A0176	1			1	GLISSIERE SIEGE	SEAT SLIDE	SITZGLEITSCHIENE
17	570A0182	1	◀		1	SUPPORT	BRACKET	TRAEGER
18	570A0181	1	▶		1	SUPPORT	BRACKET	TRAEGER
19	570A0185	1			1	COMPAS	CALIPER	LEHRE
20	570A0175	1			1	SOUFFLET	BELLOWS	FALTENBALG
21	570A0174	1			1	SUSPENSION	SUSPENSION	ABFEDERUNG
22	570A0166	1			1	ARRET	STOP	ANSCHLAG
23	570A0165	1			1	AMORTISSEUR	SHOCK ABSORBER	STOSSDAEMPFER
24	570A0171	1			1	POIGNEE	HANDLE	HANDGRIFF
25	570A0167	1			1	MANETTE	HAND LEVER	VERSTELLHEBEL
26	570A0177	1			1	AXE	AXLE	BOLZEN
27	570A0168	1			1	KIT ROULEMENT	BEARING KIT	LAGER BAUSATZ
28	570A0169	1			1	GLISSIERE SIEGE	SEAT SLIDE	SITZGLEITSCHIENE
29	570A0186	1			1	CABLES (JEU)	CABLE (KIT)	KABEL BAUSATZ
30	4290179			CHC M8X20	4	VIS	SCREW	SCHRAUBE
31	4490006			CONTACT MU8	4	RONDELLE	WASHER	UNTERLEGSCHEIBE
32	4410103			H M8	4	ECROU	NUT	MUTTER
33	570A0187	1			1	PLAQUE DE BUTEE	THRUST PLATE	SPURPLATTE
34	K7030293				1	KIT GLISSIERE	SLIPPER (KIT)	GLEITFLAECHE BAUSATZ
35	K5700074	34			1	KIT GLISSIERE	SLIPPER (KIT)	GLEITFLAECHE BAUSATZ
36	5400717	34			1	PLAN DE MONTAGE	MOUNTING DRAWING	MONTAGE ZEICHNUNG
37	2503683	34			2	PATTE D'ATTACHE	FASTENING LUGS	BEFESTIGUNGSCHLAUFEN
38	4290179	34		CHC M8X20	4	VIS	SCREW	SCHRAUBE
39	4280038	34		CB HC M8X16	6	VIS	SCREW	SCHRAUBE
40	2503723	34			2	ENTRETOISE	SPACER	ABSTANDSTUECK
41	4410016	34		H M8	14	ECROU	NUT	MUTTER
42	4490006	34		CONTACT MU8	14	RONDELLE	WASHER	UNTERLEGSCHEIBE
43	570A0189	35	▶		1	GLISSIERE	SLIPPER	GLEITFLAECHE
44	570A0190	35	◀		1	GLISSIERE	SLIPPER	GLEITFLAECHE

SIÈGE STANDARD
STANDARD SEAT
STANDARDSITZ

→ 80397&84004
+80390

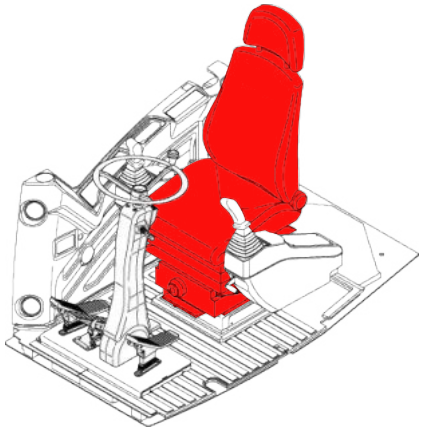

1	NV
2	NV
3	3831923
4	4290179
5	4490006
6	4410103
7	4410016
8	4290189
9	2310020
10	S
11	5700081

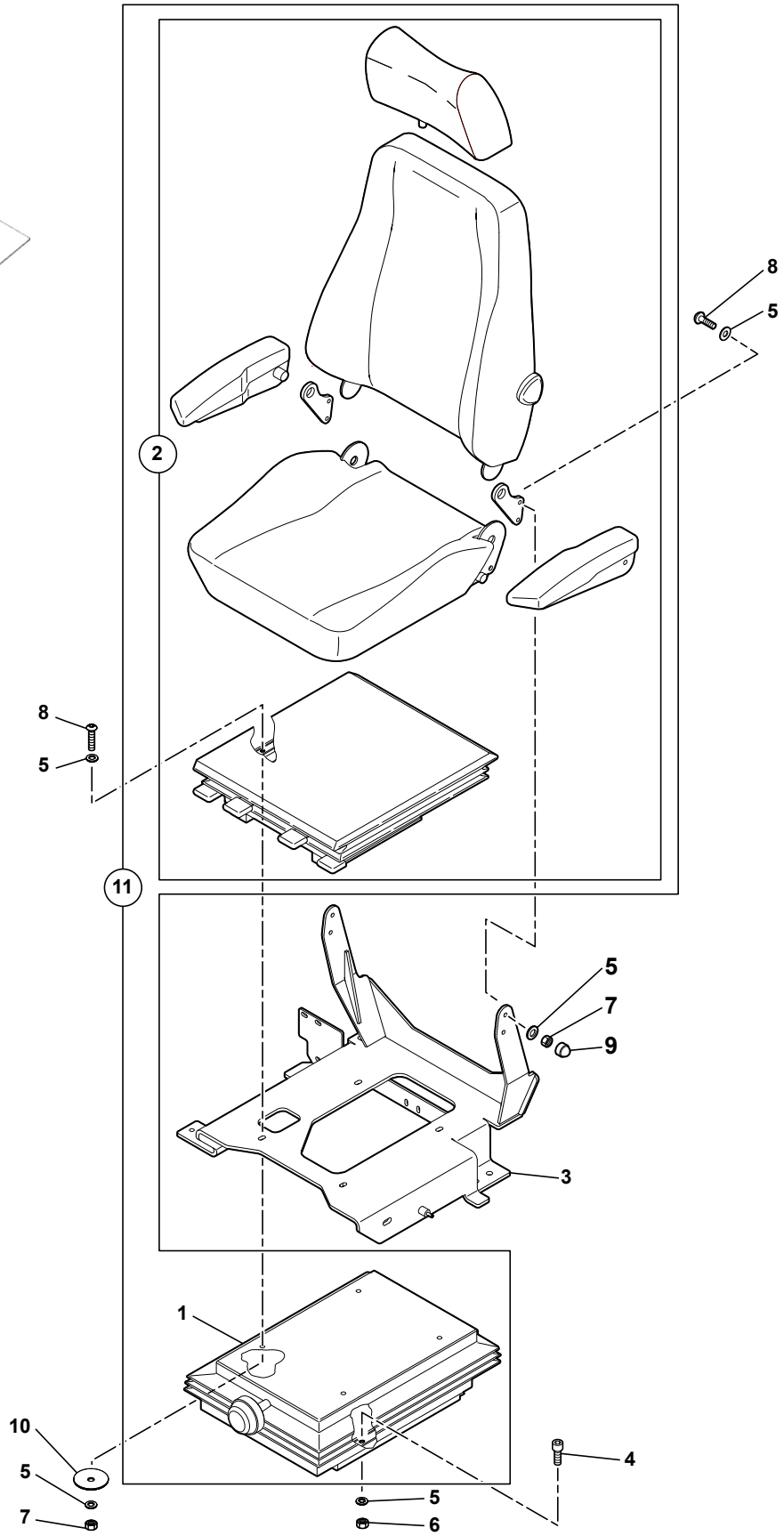

714MW_5400703_65_10_1B.eps

SIEGE STANDARD
STANDARD SEAT
STANDARDSITZ

→ 80397&84004
+80390

1	5700075	11	NV	1	MECANISME DE REGLAGE	SET UP MECANISM	EINSTELL MECHANISMUS
2	5700076	11	NV	1	SIEGE	SEAT	SITZ
3	3831923			1	SUPPORT	BRACKET	TRAEGER
4	4290179		CHC M8X20	4	VIS	SCREW	SCHRAUBE
5	4490006		CONTACT MU8	20	RONDELLE	WASHER	UNTERLEGSCHEIBE
6	4410103		H M8	4	ECROU	NUT	MUTTER
7	4410016		H M8	8	ECROU	NUT	MUTTER
8	4290189		TBHC M8X25	8	VIS	SCREW	SCHRAUBE
9	2310020			4	CAPUCHON	COWL	HAUBE
10	3920099		S	4	RONDELLE	WASHER	UNTERLEGSCHEIBE
11	5700081			1	SIEGE STANDARD	STANDARD SEAT	STANDARDSITZ

SIÈGE PNEUMATIQUE CHAUFFANT
HEATING PNEUMATIC SEAT
HEIZENDER PNEUMATISCHER SITZ

→| 80396&84003
-80390

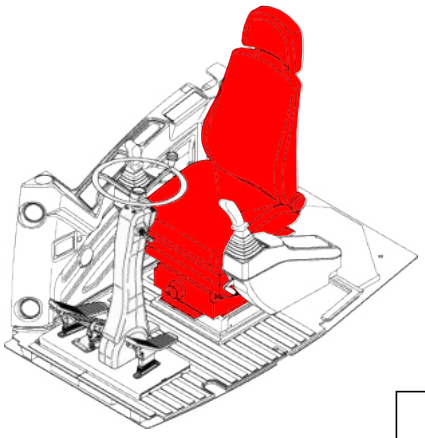

1	5700073

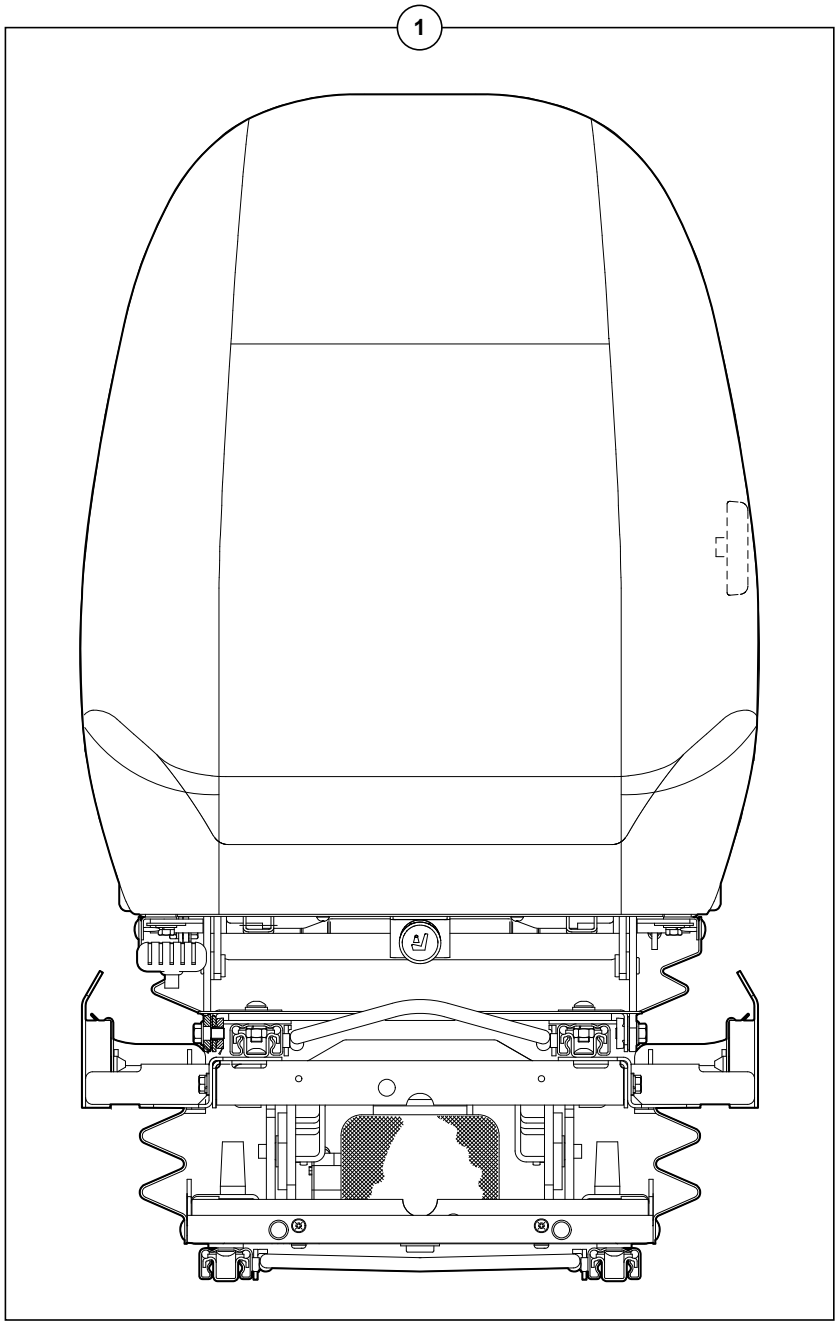

714MW_5400703_65_15_1A.eps

SIÈGE PNEUMATIQUE CHAUFFANT
HEATING PNEUMATIC SEAT
HEIZENDER PNEUMATISCHER SITZ

→| 80396&84003
-80390

1	5700073	1	SIÈGE CHAUFFANT	HEATING SEAT	HEIZENDER SITZ

SIÈGE PNEUMATIQUE CHAUFFANT
HEATING PNEUMATIC SEAT
HEIZENDER PNEUMATISCHER SITZ

⟼ 80397&84004
+80390

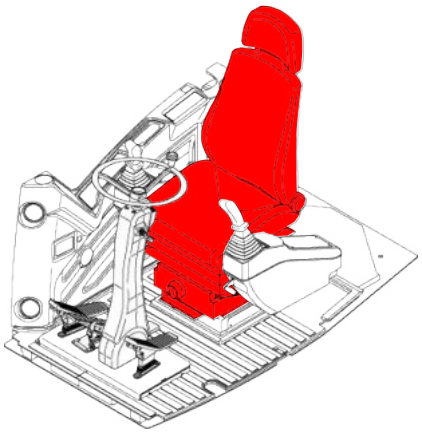

1	NV
2	NV
3	5700082

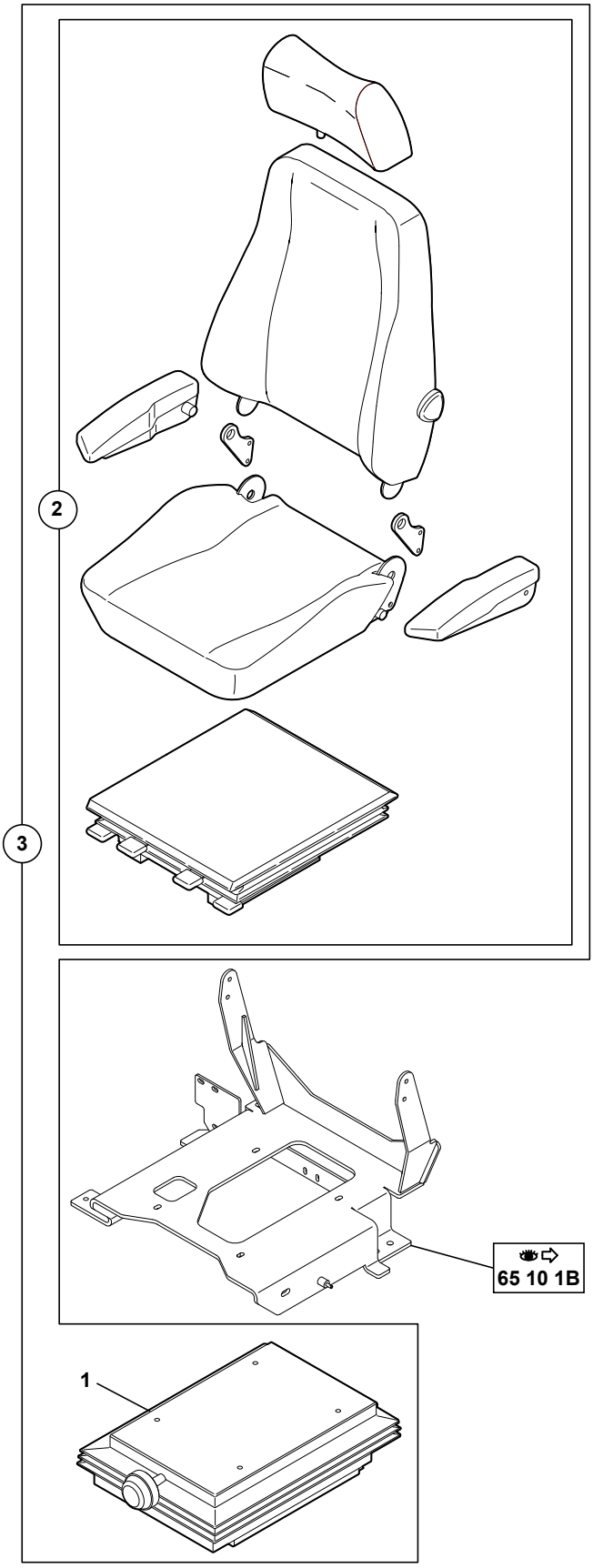

714MW_5400703_65_15_1B.eps

SIÈGE PNEUMATIQUE CHAUFFANT
HEATING PNEUMATIC SEAT
HEIZENDER PNEUMATISCHER SITZ

⟼ 80397&84004
+80390

1	5700079	3	NV	1	MECANISME DE REGLAGE	SET UP MECANISM	EINSTELL MECHANISMUS
2	5700080	3	NV	1	SIEGE	SEAT	SITZ
3	5700082			1	SIÈGE CHAUFFANT	HEATING SEAT	HEIZENDER SITZ

CONSOLE DE SIÈGE (DROIT)
SEAT CONSOLE (RIGHT)
ARMLEHNENKONSOLE (RECHT)

→ 80396&84003
-80390

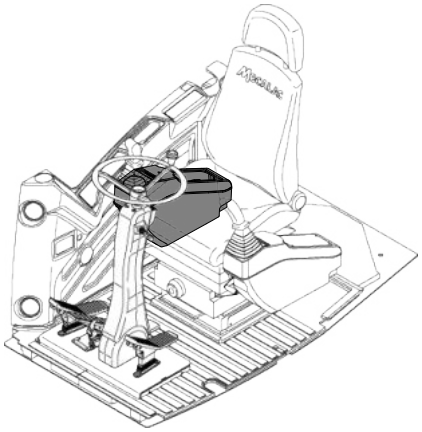

1	5030142
2	3320104
3	4290184
4	4490014
5	4380030
6	3560762
7	4380060
8	4460035
9	4410020
10	4380043
11	4490006
12	4410016

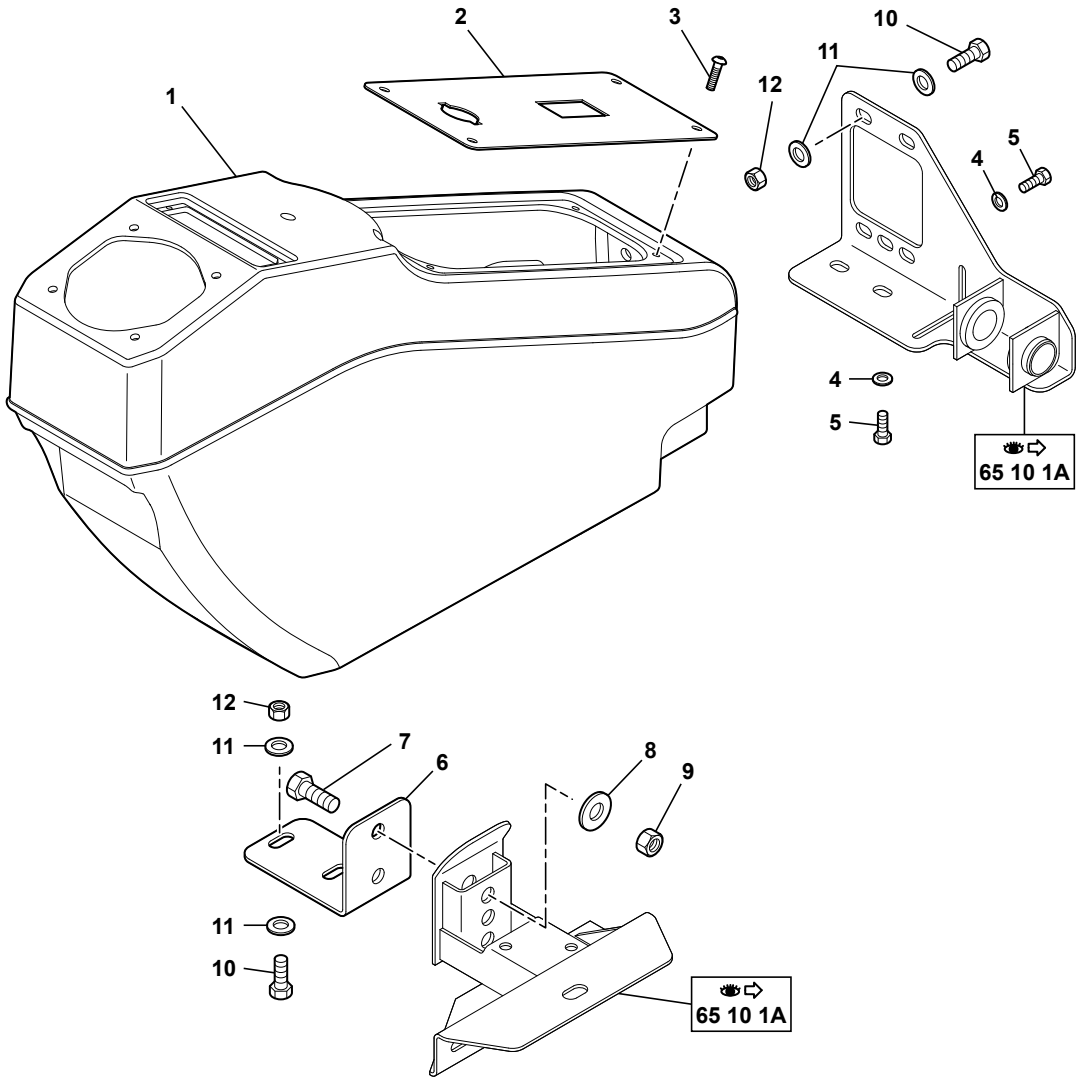

714MW_5400703_65_20_1A.eps

CONSOLE DE SIEGE (DROIT)
SEAT CONSOLE (RIGHT)
ARMLEHNENKONSOLE (RECHT)

→ 80396&84003
-80390

1	5030142		1	CONSOLE	CONSOLE	KONSOLE
2	3320104		1	TRAPPE	HATCH	SCHAULOCH
3	4290184	CBHC M5X12	4	VIS	SCREW	SCHRAUBE
4	4490014	CONTACT MU6	3	RONDELLE	WASHER	UNTERLEGSCHEIBE
5	4380030	H M6X12	3	VIS	SCREW	SCHRAUBE
6	3560762		1	SUPPORT	BRACKET	TRAEGER
7	4380060	H M10X35	2	VIS	SCREW	SCHRAUBE
8	4460035	LU10	2	RONDELLE	WASHER	UNTERLEGSCHEIBE
9	4410020	H M10	2	ECROU	NUT	MUTTER
10	4380043	H M8X20	4	VIS	SCREW	SCHRAUBE
11	4490006	CONTACT MU8	8	RONDELLE	WASHER	UNTERLEGSCHEIBE
12	4410016	H M8	4	ECROU	NUT	MUTTER

CONSOLE DE SIÈGE (DROIT)
SEAT CONSOLE (RIGHT)
ARMLEHNENKONSOLE (RECHT)

→ 80397&84004
+80390

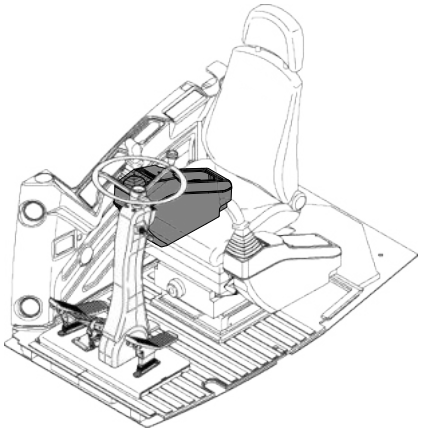

1	5030152
2	3320104
3	4290184
4	4490014
5	4380031
6	4380044
7	4410016
8	4490006

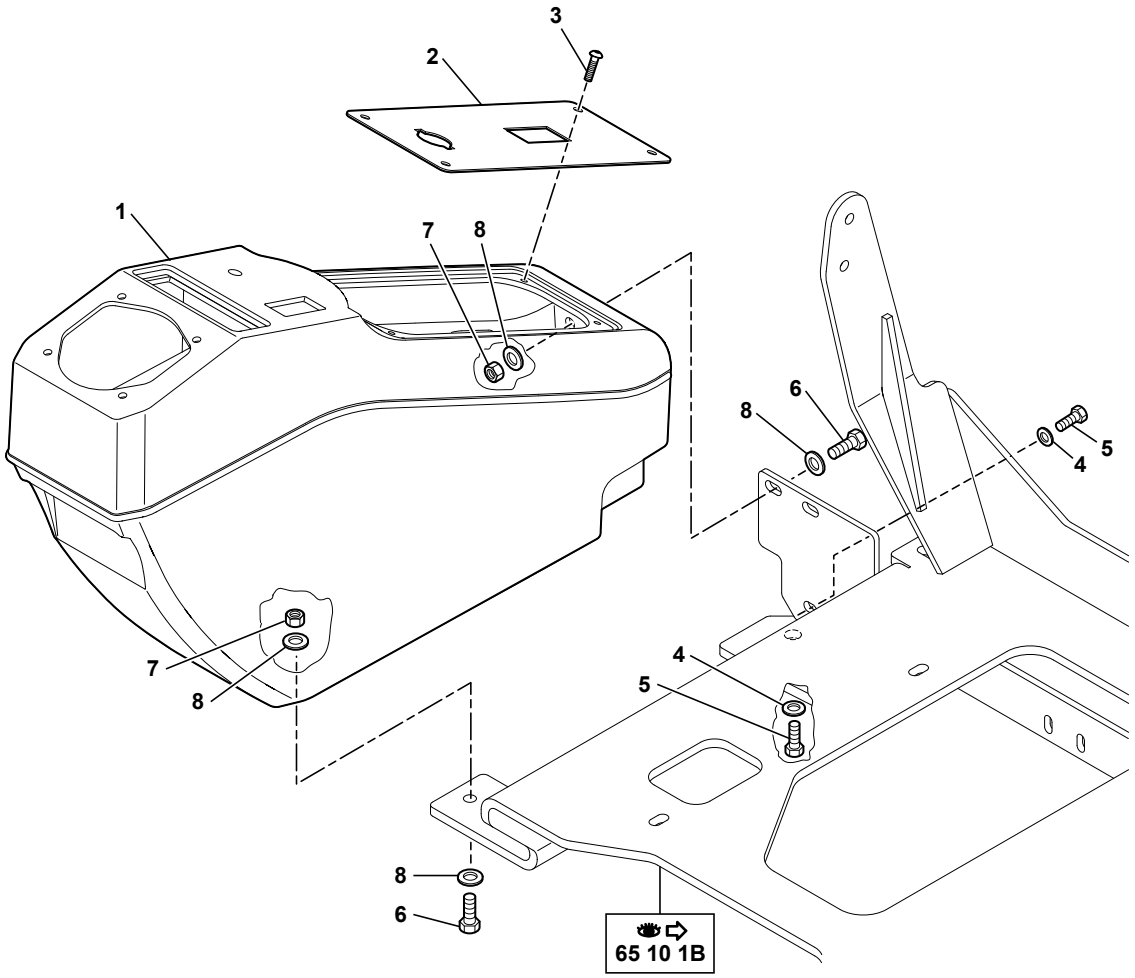

714MW_5400703_65_20_1B.eps

CONSOLE DE SIEGE (DROIT)
SEAT CONSOLE (RIGHT)
ARMLEHNENKONSOLE (RECHT)

→ 80397&84004
+80390

1	5030152		1	CONSOLE	CONSOLE	KONSOLE
2	3320104		1	TRAPPE	HATCH	SCHAULOCH
3	4290184	CBHC M5X12	4	VIS	SCREW	SCHRAUBE
4	4490014	CONTACT MU6	3	RONDELLE	WASHER	UNTERLEGSCHEIBE
5	4380031	H M6X16	3	VIS	SCREW	SCHRAUBE
6	4380044	H M8X25	4	VIS	SCREW	SCHRAUBE
7	4410016	H M8	4	ECROU	NUT	MUTTER
8	4490006	CONTACT MU8	8	RONDELLE	WASHER	UNTERLEGSCHEIBE

CONSOLE DE SIÈGE (GAUCHE)
SEAT CONSOLE (LEFT)
ARMLEHNKONSOLE (LINKS)

→| 80396&84003
-80390

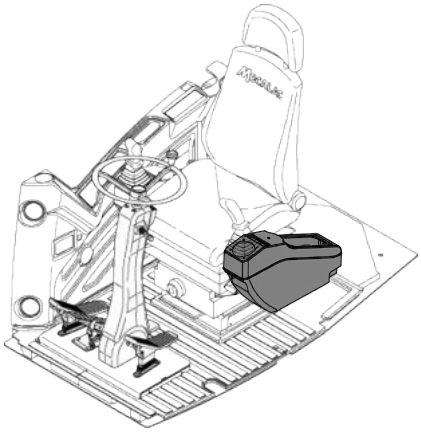

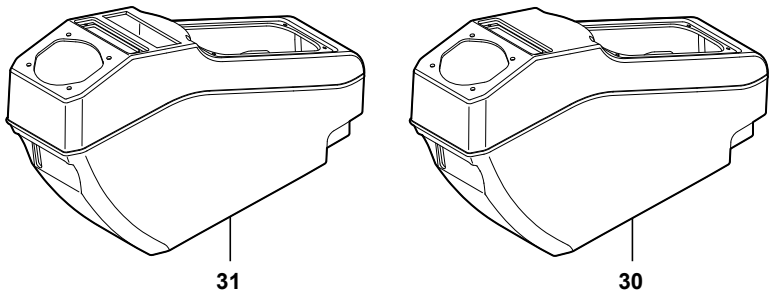

1	3610343	
2	4300039	→| 80123 -80122
	4290185	|→ 80124 +80122
3	3280283	
4	4290184	
5	4380043	
6	4490006	
7	4410016	
8	4380030	
9	4490014	
10	3610341	
11	4380032	
12	4410013	
13	4290082	
14	6200116	
15	4410010	
16	4490016	
17	4290094	
18	3360100	
19	6200118	
20	4460039	
21	4410102	
22	3610342	
23	4380044	
24	4460025	
25	4800021	
26	4250040	
27	3350058	
28	6200117	
30	5030143	*
31	5030144	*
32	3940004	|→ 80116

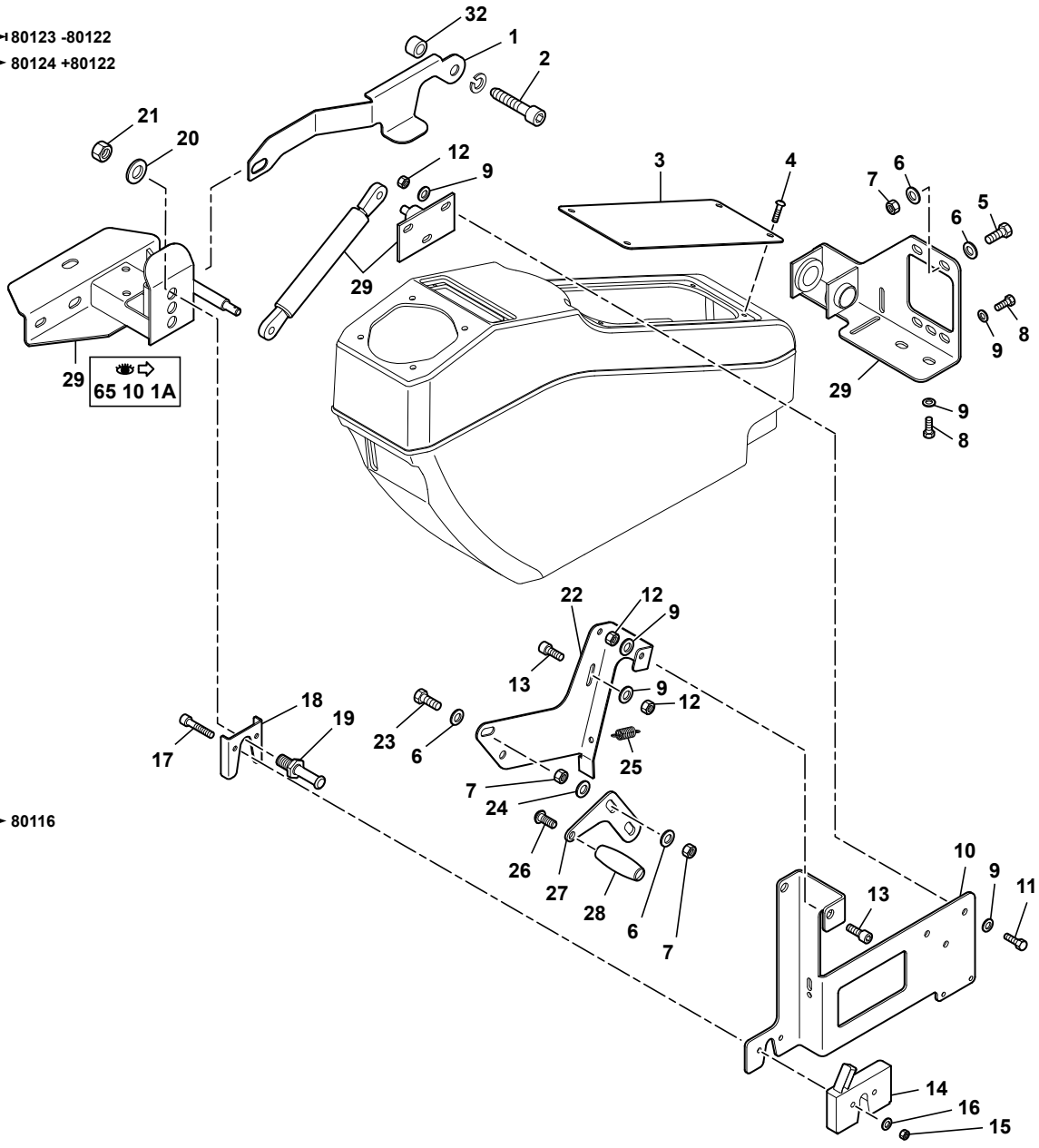

714MW_5400703_65_22_1A.eps

CONSOLE DE SIÈGE (GAUCHE)
SEAT CONSOLE (LEFT)
ARMLEHNKONSOLE (LINKS)

→| 80396&84003 -80390

1	3610343		1	BUTEE	CATCHER	FALLE
2	4300039	UNF 7/16"	1	VIS	SCREW	SCHRAUBE
2		→| 80123 -80122				
2	4290185	UNF 7/16"-20	1	VIS	SCREW	SCHRAUBE
2			→ 80124 +80122			
3	3280283		1	TRAPPE	HATCH	SCHAULOCH
4	4290184	CBHC M5X12	4	VIS	SCREW	SCHRAUBE
5	4380043	H M8X20	2	VIS	SCREW	SCHRAUBE
6	4490006	CONTACT MU8	8	RONDELLE	WASHER	UNTERLEGSCHEIBE
7	4410016	H M8	6	ECROU	NUT	MUTTER
8	4380030	H M6X12	3	VIS	SCREW	SCHRAUBE
9	4490014	CONTACT MU6	12	RONDELLE	WASHER	UNTERLEGSCHEIBE
10	3610341		1	SUPPORT	BRACKET	TRAEGER
11	4380032	H M6X20	3	VIS	SCREW	SCHRAUBE
12	4410013	H M6	6	ECROU	NUT	MUTTER
13	4290082	CHC M6X12	3	VIS	SCREW	SCHRAUBE
14	6200116		1	SERRURE	LOCK	SCHLOSS
15	4410010	H M5	2	ECROU	NUT	MUTTER
16	4490016	CONTACT MU5	2	RONDELLE	WASHER	UNTERLEGSCHEIBE
17	4290094	CHC M5X35	2	VIS	SCREW	SCHRAUBE
18	3360100		1	RENFORT	BRACE	VERSTAERKUNG
19	6200118		1	GACHE	TRIGGER	DRUECKER
20	4460039	MU12	1	RONDELLE	WASHER	UNTERLEGSCHEIBE
21	4410102	H M12X1	1	ECROU	NUT	MUTTER
22	3610342		1	COMMANDE PIVOT	SWIVEL DRIVE	SCHWENKANTRIEB
23	4380044	H M8X25	2	VIS	SCREW	SCHRAUBE
24	4460025	MU8	2	RONDELLE	WASHER	UNTERLEGSCHEIBE
25	4800021		1	RESSORT DE RAPPEL	RETURN SPRING	RUCKSTELLFEDERN
26	4250040	CBHC M8X20	1	VIS	SCREW	SCHRAUBE
27	3350058		1	SUPPORT	BRACKET	TRAEGER
28	6200117		1	POIGNEE	HANDLE	HANDGRIFF
29		65 10 1A	1	SUPPORT	BRACKET	TRAEGER
30	5030143		1	CONSOLE	CONSOLE	KONSOLE
31	5030144		1	CONSOLE	CONSOLE	KONSOLE
32	3940004	|→ 80116	1	ENTRETOISE	SPACER	ABSTANDSTUECK

CONSOLE DE SIÈGE (GAUCHE)
SEAT CONSOLE (LEFT)
ARMLEHNKONSOLE (LINKS)

→ 80397&84004
+80390

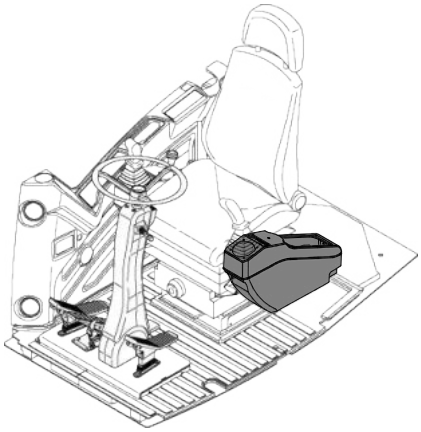

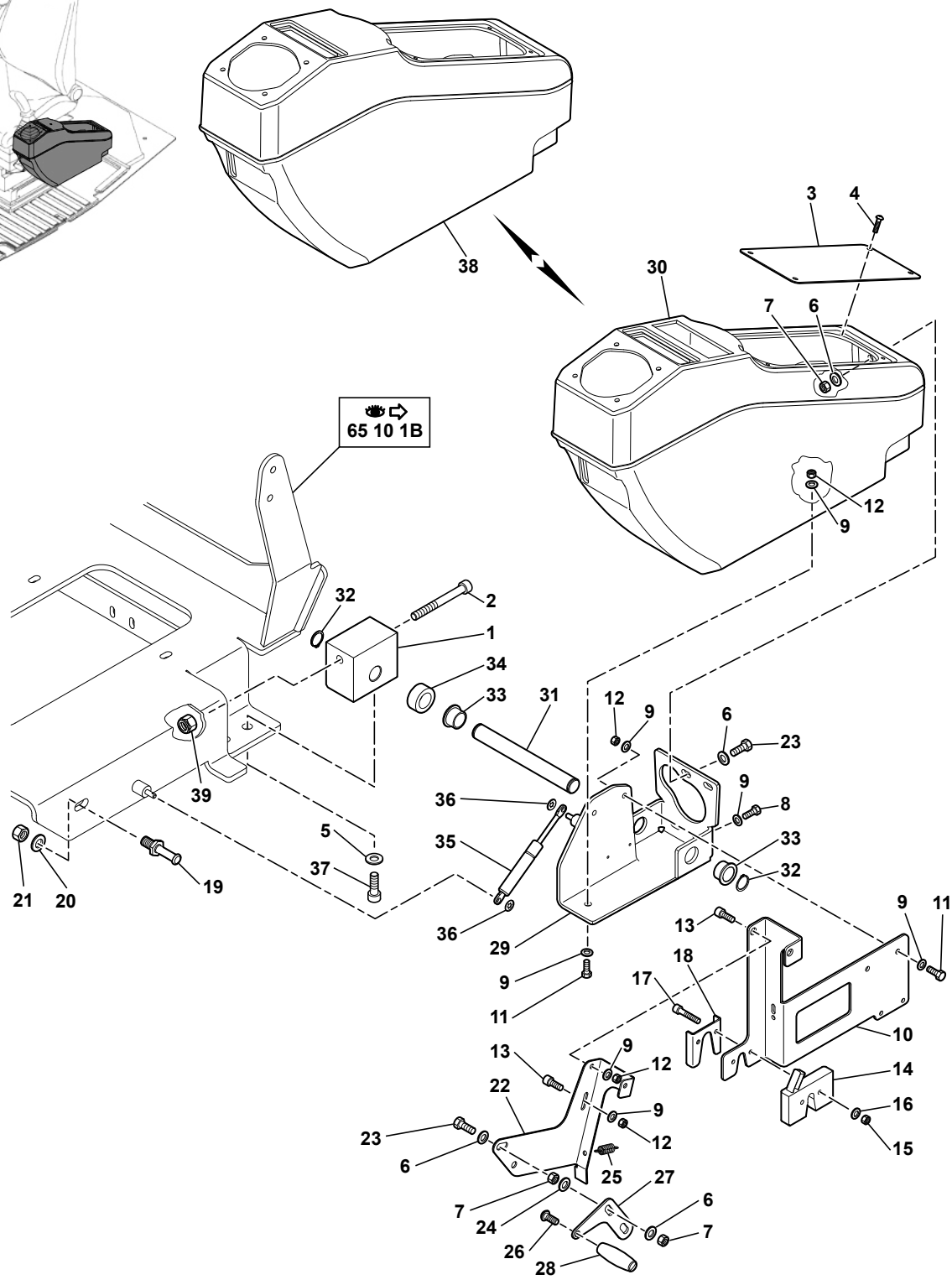

1	2504334	
2	4290030	
3	3280283	
4	4290184	
5	4490003	
6	4490006	
7	4410016	
8	4380031	
9	4490014	
10	3610399	
11	4380032	
12	4410013	
13	4290082	
14	6200116	
15	4410010	
16	4490016	
17	4290094	
18	3360100	
19	6200118	
20	4460039	
21	4410102	
22	3610342	
23	4380044	
24	4460025	
25	4800021	
26	4250040	
27	3350058	
28	6200117	
29	3831649	
30	5030153	*
31	3730081	
32	4630024	
33	3880088	
34	3850061	
35	4820038	
36	4630030	
37	4290026	
38	5030151	*
39	4450015	

714MW_5400703_65_22_1B.eps

CONSOLE DE SIÈGE (GAUCHE)
SEAT CONSOLE (LEFT)
ARMLEHNKONSOLE (LINKS)

→ 80397&84004
+80390

1	2504334			1	SUPPORT	BRACKET	TRAEGER
2	4290030		CHC M10X80	1	VIS	SCREW	SCHRAUBE
3	3280283			1	TRAPPE	HATCH	SCHAULOCH
4	4290184		CBHC M5X12	4	VIS	SCREW	SCHRAUBE
5	4490003		CONTACT MU10	2	RONDELLE	WASHER	UNTERLEGSCHEIBE
6	4490006		CONTACT MU8	8	RONDELLE	WASHER	UNTERLEGSCHEIBE
7	4410016		H M8	6	ECROU	NUT	MUTTER
8	4380031		H M6X16	2	VIS	SCREW	SCHRAUBE
9	4490014		CONTACT MU6	12	RONDELLE	WASHER	UNTERLEGSCHEIBE
10	3610399			1	SUPPORT	BRACKET	TRAEGER
11	4380032		H M6X20	5	VIS	SCREW	SCHRAUBE
12	4410013		H M6	6	ECROU	NUT	MUTTER
13	4290082		CHC M6X12	3	VIS	SCREW	SCHRAUBE
14	6200116			1	SERRURE	LOCK	SCHLOSS
15	4410010		H M5	2	ECROU	NUT	MUTTER
16	4490016		CONTACT MU5	2	RONDELLE	WASHER	UNTERLEGSCHEIBE
17	4290094		CHC M5X35	2	VIS	SCREW	SCHRAUBE
18	3360100			1	RENFORT	BRACE	VERSTAERKUNG
19	6200118			1	GACHE	TRIGGER	DRUECKER
20	4460039		MU12	1	RONDELLE	WASHER	UNTERLEGSCHEIBE
21	4410102		H M12X1	1	ECROU	NUT	MUTTER
22	3610342			1	COMMANDE PIVOT	SWIVEL DRIVE	SCHWENKANTRIEB
23	4380044		H M8X25	4	VIS	SCREW	SCHRAUBE
24	4460025		MU8	2	RONDELLE	WASHER	UNTERLEGSCHEIBE
25	4800021			1	RESSORT DE RAPPEL	RETURN SPRING	RUCKSTELLFEDERN
26	4250040		CBHC M8X20	1	VIS	SCREW	SCHRAUBE
27	3350058			1	SUPPORT	BRACKET	TRAEGER
28	6200117			1	POIGNEE	HANDLE	HANDGRIFF
29	3831649			1	SUPPORT	BRACKET	TRAEGER
30	5030153	✂		1	CONSOLE	CONSOLE	KONSOLE
31	3730081			1	AXE	CLEVIS PIN	BOLZEN
32	4630024			2	CIRCLIP	CIRCLIP	SICHERUNGSRING
33	3880088			2	PALIER	BEARING	LAGER
34	3850061			1	ENTRETOISE	SPACER	ABSTANDSTUECK
35	4820038			1	COMPAS	CALIPER	LEHRE
36	4630030			2	BAGUE D'ARRET	SNAP RING	SPRENGRING
37	4290026		CHC M10X30	2	VIS	SCREW	SCHRAUBE
38	5030151	✂		1	CONSOLE	CONSOLE	KONSOLE
* 39	4450015		NYLSTOP M10	1	ECROU	NUT	MUTTER

DIRECTION (INCLINABLE)
STEERING (ADJUSTABLE)
LENKUNG (VERSTELLBAR)

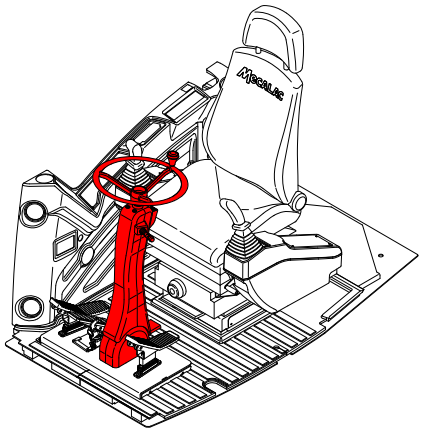

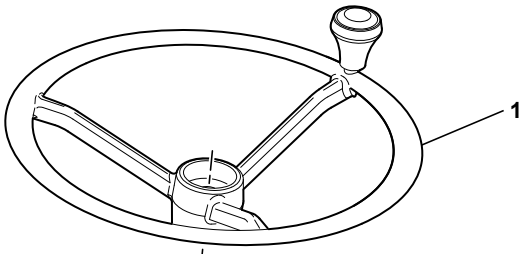

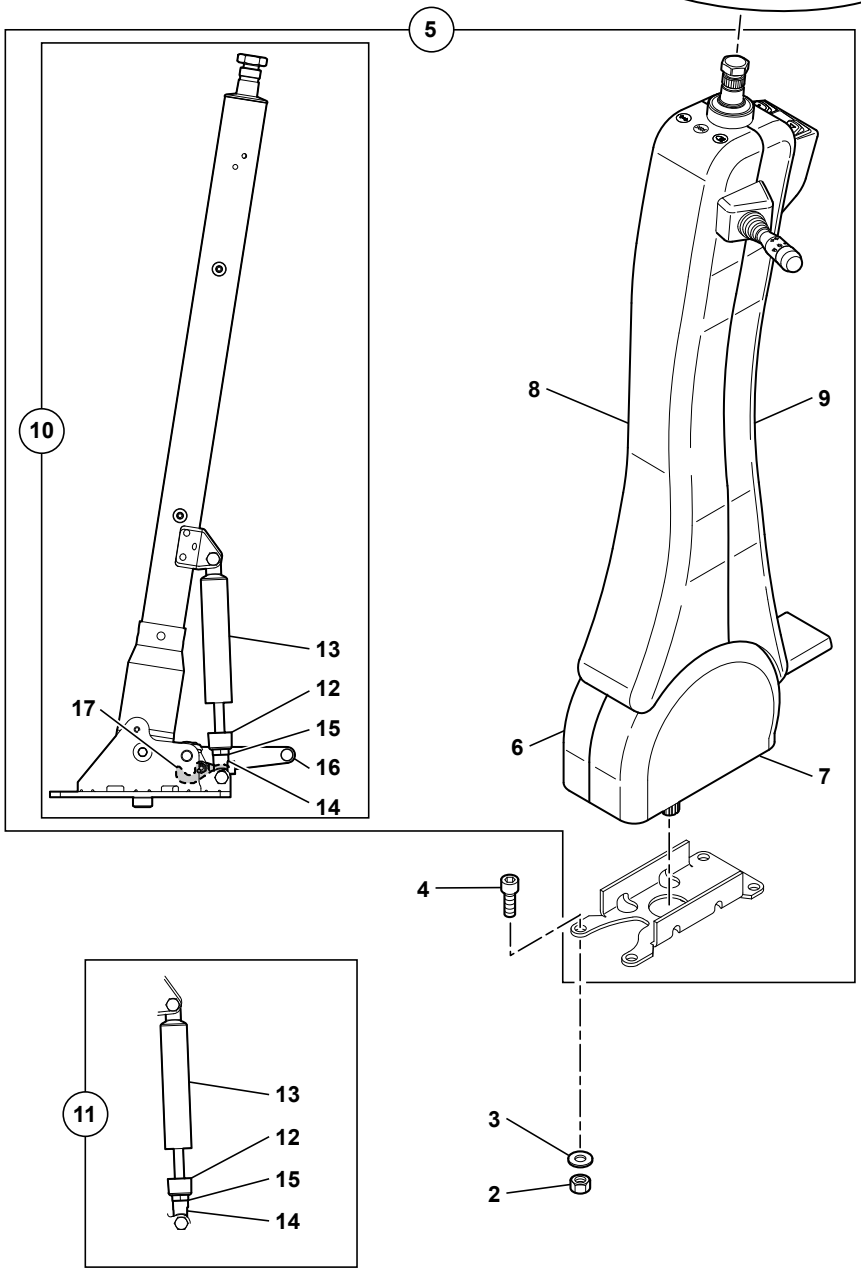

1	5270484
2	4410020
3	4490010
4	4290022
5	5270619
6	527A0059 ▶
7	527A0058 ◀
8	527A0060
9	527A0061
10	527A0057
11	527A0077
12	527A0075
13	527A0072
14	527A0076
15	527A0074
16	527A0078
17	527A0079

714MW_5400703_65_50_1A.eps

DIRECTION (INCLINABLE)
STEERING (ADJUSTABLE)
LENKUNG (VERSTELLBAR)

1	5270484			1	VOLANT DIRECTION	STEERING WHEEL	LENKRAD
2	4410020		H M10	4	ECROU	NUT	MUTTER
3	4490010		CONTACT LU10	4	RONDELLE	WASHER	UNTERLEGSCHEIBE
4	4290022		CHC M10X25	4	VIS	SCREW	SCHRAUBE
5	5270619			1	COLONNE DIRECTION	STEERING COLUMN	LENKSAULE
					INCLINABLE	ADJUSTABLE	VERSTELLBAR
6	527A0059	5 ▶		1	CACHE	MUFF	MUFFE
7	527A0058	5 ◀		1	CACHE	MUFF	MUFFE
8	527A0060	5		1	CACHE	MUFF	MUFFE
9	527A0061	5		1	CACHE	MUFF	MUFFE
10	527A0057	5		1	COLONNE	COLUMN	SAEULE
11	527A0077			1	KIT COMPAS	KIT CALIPER	BAUSATZ LEHRE
12	527A0075	10-11		1	BAGUE	BUSH	BUCHSE
13	527A0072	10-11		1	COMPAS	CALIPER	LEHRE
14	527A0076	10-11		1	EMBOUT	TIP	ANSATZ
15	527A0074	10-11		1	ECROU	NUT	MUTTER
16	527A0078	10		1	PEDALE	PEDAL	PEDAL
17	527A0079	10		1	FOURCHETTE	FORK	GABEL

CATALOGUE DE PIECES DE RECHANGE
SPARE PARTS BOOK
ERSATZTEILLISTE

Équipement
Equipment
Ausleger

68

SOMMAIRE
CONTENTS
INHALT

68 ÉQUIPEMENT EQUIPMENT AUSLEGER

68	10	1A	FLECHE BOOM AUSLEGER		M3
68	20	1A	BEC DE FLECHE (AVEC DEPORT) INTERMEDIATE BOOM ASSEMBLY (WITH OFFSET) BESCHICKERAUSLEGER (MIT VERSETZUNGS)	*	M2
68	20	2A	BEC DE FLECHE (SANS DEPORT) INTERMEDIATE BOOM ASSEMBLY (WITHOUT OFFSET) BESCHICKERAUSLEGER (OHNE VERSETZUNGS)	*	M1
68	20	3A	BEC DE FLECHE (PELLE) INTERMEDIATE BOOM ASSEMBLY (EXCAVATOR) BESCHICKERAUSLEGER (BAGGER)	*	M2
68	30	1A	NOIX DE DEPORT KNUCKLE GELENK		M1
68	40	1A	BRAS ARM AUSLEGERARM	*	M3
68	40	2A	BRAS (PELLE) ARM (EXCAVATOR) AUSLEGERARM (BAGGER)	*	M3
68	45	1A	BIELLE CONNECTION CONNECTING LINK VERBINDUNGSSTANGE		M2
68	50	1A	PORTE-OUTILS TOOLS-HOLDER WERKZEUGETRÄGER	→| 80396 -80390	M3
68	50	1B	PORTE-OUTILS RATTRAPAGE DE JEU TOOLS-HOLDER PLAY TAKE-UP WERKZEUGETRÄGE SPIELAUSGLEICH	|→ 80397 +80390	M3
68	51	1A	PORTE-OUTILS (VOLVO) TOOLS-HOLDER (VOLVO) WERKZEUGETRÄGER (VOLVO)		
68	52	1A	PORTE-OUTILS (LEHNHOFF) TOOLS-HOLDER (LEHNHOFF) WERKZEUGETRÄGER (LEHNHOFF)		M2
68	53	1A	PORTE-OUTILS RATTRAPAGE DE JEU AVEC CROCHET TOOLS-HOLDER PLAY TAKE-UP WITH HOOK WERKZEUGETRÄGE SPIELAUSGLEICH MIT HAKEN	|→ 80397 +80390	M4
68	60	1A	BRIDES/EQUIPEMENT FLANGES/ATTACHMENT FLANCH/ANBAU	→| 80396 -80390	M3

SOMMAIRE
CONTENTS
INHALT

68 ÉQUIPEMENT (suite) — EQUIPMENT (continued) — AUSLEGER (Nachste Seite)

68	60	1B	BRIDES/EQUIPEMENT FLANGES/ATTACHMENT FLANCH/ANBAU	⟼ 80397 +80390	M4
68	60	2A	BRIDES/ EQUIPEMENT: CLAPETS DE SECURITE (OPTION) FLANGES/ATTACHMENT: SAFETY VALVE (OPTION) FLANCH/ANBAU: SICHEREITSVENTIL (OPTION)		M2
68	60	3A	BRIDES/EQUIPEMENT: RETOUR MARTEAU (OPTION) FLANGES/ATTACHMENT: HAMMER RETURN (OPTION) FLANCH/ANBAU: HAMMER-RÜCKLAUFLEITUNG (OPTION)		M2
68	60	4A	BRIDES/EQUIPEMENT: BENNE PRENEUSE (OPTION) FLANGES/ATTACHMENT: CLAM-SHELL (OPTION) FLANCH/ANBAU : GREIFER (OPTION)		M3
68	60	5A	BRIDES/EQUIPEMENT (PORTE-OUTILS VOLVO) FLANGES/ATTACHMENT (TOOLS-HOLDER VOLVO) FLANCH/ANBAU (WERKZEUGETRÄGER VOLVO)		M3
68	60	6A	BRIDES/EQUIPEMENT (PORTE-OUTILS LEHNHOFF) FLANGES/ATTACHMENT (TOOLS-HOLDER LEHNHOFF) FLANCH/ANBAU (WERKZEUGETRÄGER LEHNHOFF)		M3
68	61	1A	BRIDES/EQUIPEMENT (PELLE) FLANGES/ATTACHMENT (EXCAVATOR) FLANCH/ANBAU (BAGGER)	⟶| 80396 -80390	M4
68	61	1B	BRIDES/EQUIPEMENT (PELLE) FLANGES/ATTACHMENT (EXCAVATOR) FLANCH/ANBAU (BAGGER)	⟼ 80397 +80390	M4
68	61	2A	BRIDES/EQUIPEMENT (PELLE) (CLAPETS DE SECURITE) FLANGES/ATTACHMENT (EXCAVATOR) (SAFETY VALVE) FLANCH/ANBAU (BAGGER) (SICHEREITSVENTIL)		M2
68	61	3A	BRIDES/EQUIPEMENT (PELLE): RETOUR MARTEAU (OPTION) FLANGES/ATTACHMENT (EXCAVATOR): HAMMER RETURN (OP) FLANCH/ANBAU (BAGGER): HAMMER-RÜCKLAUFLEITUNG (OP)		M2
68	61	4A	BRIDES/EQUIPEMENT (PELLE): BENNE PRENEUSE (OPTION) FLANGES/ATTACHMENT (EXCAVATOR): CLAM-SHELL (OPT) FLANCH/ANBAU (BAGGER): GREIFER (OPTION)		M3

FLÈCHE
BOOM
AUSLEGER

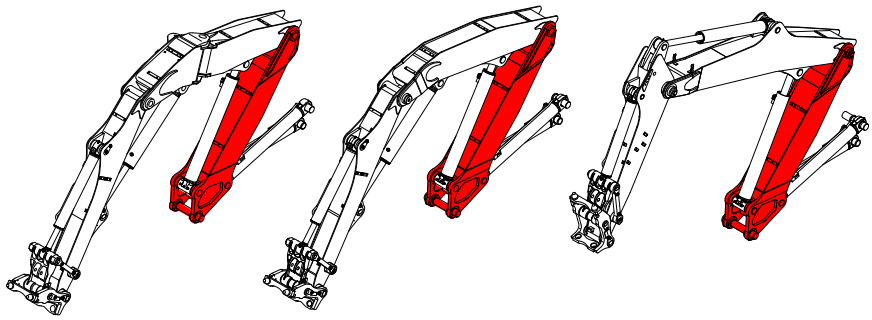

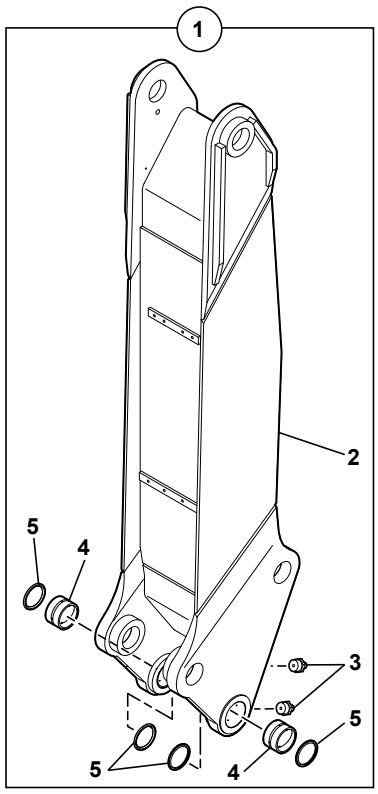

1	5460519	
2	3831882	
3	5580008	
4	3870388	
5	6140038	
6	4090479	→I 80169 +80172
	4090503	I→ 80170 -80172
7	4090480	
8	4370071	
9	4460081	
10	4380103	
11	4460058	
12	4090374	
13	3890029	
14	4380359	
15	5530085	⧗ 2 mm
16	5530086	⧗ 1 mm
17	5530087	⧗ 0.5 mm
18	5530126	⧗ 2 mm
19	5530127	⧗ 3 mm

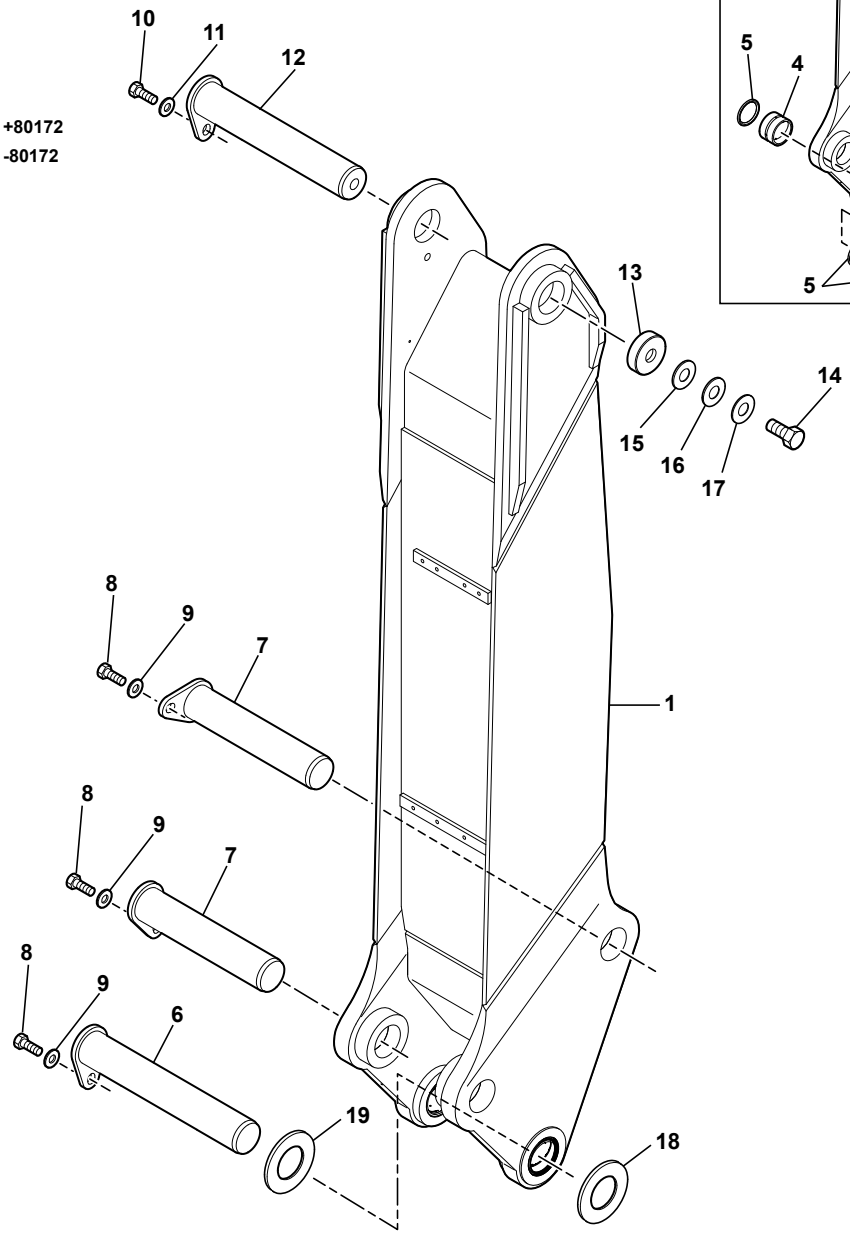

714MW_5400703_68_10_1A.eps

FLECHE
BOOM
AUSLEGER

1	5460519			5460449/5460496	1	FLECHE BAGUEE	BOOM WITH BEARINGS	AUSLEGER MIT BUCHSE
2	3831882	1		3831238/3831686	1	FLECHE	BOOM	AUSLEGER
3	5580008	1		M10X1	2	GRAISSEUR	GREASE FITING	SCHMIERNIPPEL
* 4	3870388	1		3870219	2	BAGUE	BUSH	RING
5	6140038	1			4	JOINT	SEAL	DICHTRING
6	4090479			80169 +80172	1	AXE	CLEVIS PIN	BOLZEN
6	4090503			80170 -80172	1	AXE	CLEVIS PIN	BOLZEN
7	4090480				2	AXE	CLEVIS PIN	BOLZEN
8	4370071			H M20X50	3	VIS	SCREW	SCHRAUBE
9	4460081			M20	3	RONDELLE	WASHER	UNTERLEGSCHEIBE
10	4380103			H M20X40	1	VIS	SCREW	SCHRAUBE
11	4460058			MU20	1	RONDELLE	WASHER	UNTERLEGSCHEIBE
12	4090374				1	AXE	CLEVIS PIN	BOLZEN
13	3890029				1	RONDELLE BUTEE	THRUST WASHER	DRUCKSCHEIBE
14	4380359			H M30X60	1	VIS	SCREW	SCHRAUBE
15	5530085			2 mm	SB	CALE	SHIM	KEIL
16	5530086			1 mm	SB	CALE	SHIM	KEIL
17	5530087			0,5 mm	SB	CALE	SHIM	KEIL
18	5530126			2 mm	SB	CALE	SHIM	KEIL
19	5530127			3 mm	SB	CALE	SHIM	KEIL

BEC DE FLÈCHE (AVEC DÉPORT)
INTERMEDIATE BOOM ASSEMBLY (WITH OFFSET)
BESCHICKERAUSLEGER (MIT VERSETZUNGS)

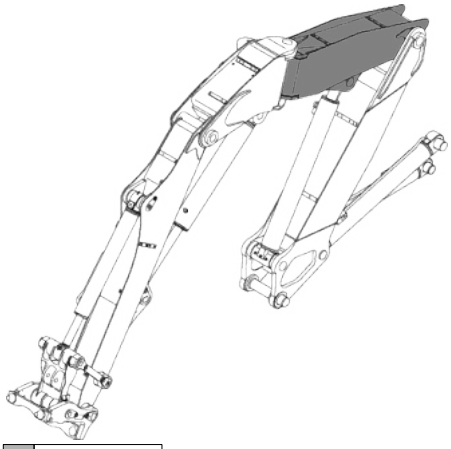

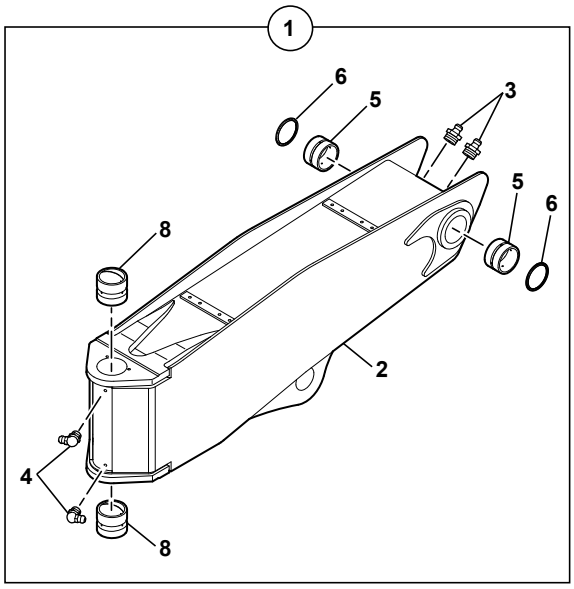

1	5460498
2	3831704
3	5580008
4	5580010
5	3870388
6	6140038
7	3780075
8	3870347
9	5510007
10	4090486
11	4460058
12	4380104
13	968589
14	4090388
15	K7032016

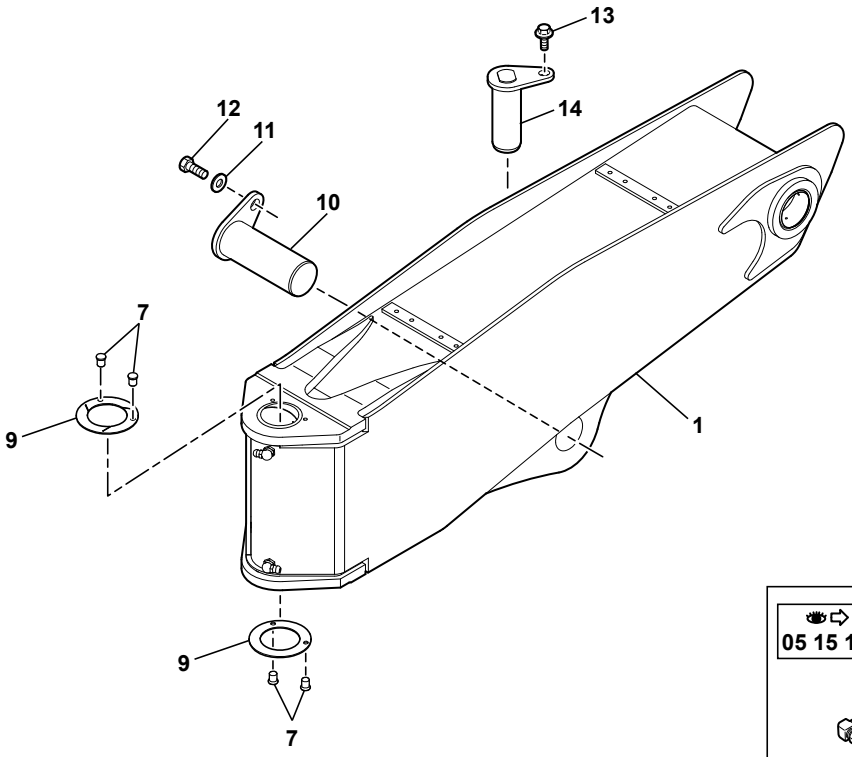

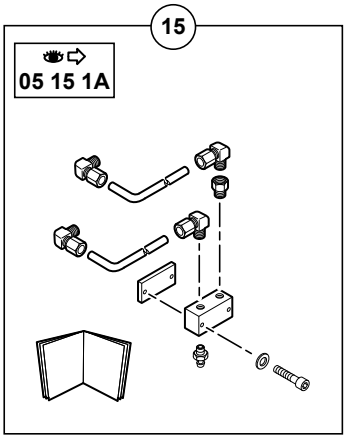

714MW_5400703_68_20_1A.eps

BEC DE FLECHE (AVEC DEPORT)
INTERMEDIATE BOOM ASSEMBLY (WITH OFFSET)
BESCHICKERAUSLEGER (MIT VERSETZUNGS)

	1	5460498		5460448	1	BEC DE FLECHE BAGUE	INTERMEDIATE BOOM INCLUDED BEARINGS	BESCHICKERAUSLEGER MIT BUCHSE
	2	3831704	1	3831287	1	BEC DE FLECHE	INTERMEDIATE BOOM	BESCHICKERAUSLEGER
	3	5580008	1	M10X1	2	GRAISSEUR	GREASE FITING	SCHMIERNIPPEL
	4	5580010	1	M10X1	2	GRAISSEUR	GREASE FITING	SCHMIERNIPPEL
*	5	3870388	1	3870219	2	BAGUE	BUSH	RING
	6	6140038	1		2	JOINT	SEAL	DICHTRING
	7	3780075			4	PION DE POSITION	LOCATOR	ARRETIERUNG
	8	3870347	1		2	BAGUE	BUSH	RING
	9	5510007			2	RONDELLE BUTEE	THRUST WASHER	DRUCKSCHEIBE
	10	4090486			1	AXE	CLEVIS PIN	BOLZEN
	11	4460058		MU20	1	RONDELLE	WASHER	UNTERLEGSCHEIBE
	12	4380104		H M20X45	1	VIS	SCREW	SCHRAUBE
	13	968589		H M16X35	1	VIS	SCREW	SCHRAUBE
	14	4090388			1	AXE	CLEVIS PIN	BOLZEN
	15	K7032016		05 15 1A	PM	KIT GRAISSAGE	KIT GREASING	BAUSATZ SCHMIERUNG

BEC DE FLÈCHE (SANS DÉPORT) *
INTERMEDIATE BOOM ASSEMBLY (WITHOUT OFFSET)
BESCHICKERAUSLEGER (OHNE VERSETZUNGS)

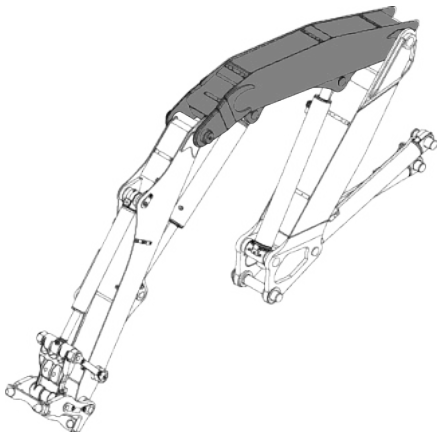

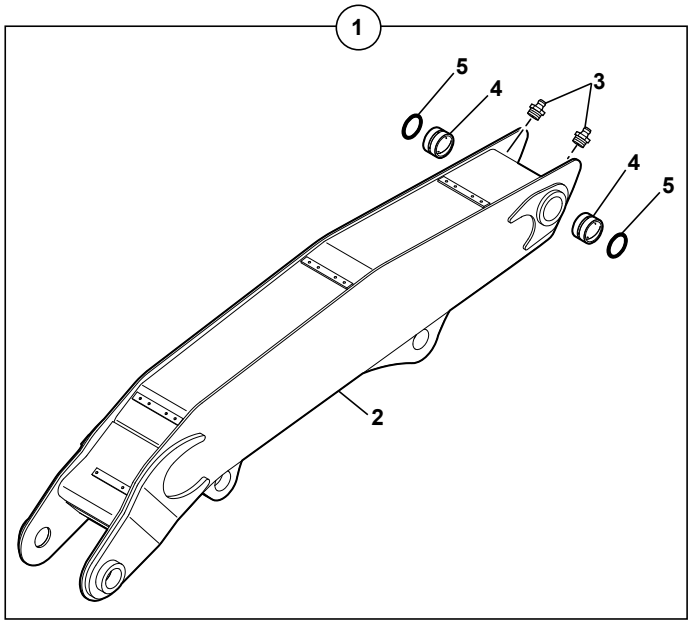

1	5460456	
2	3831377	
3	5580008	
4	3870388	
5	6140038	
6	4090486	
7	4460058	
8	4380103	
9	4090484	
10	4090485	
11	3890029	
12	5530085	⧗ 2 mm
13	5530086	⧗ 1 mm
14	5530087	⧗ 0.5 mm
15	4380359	

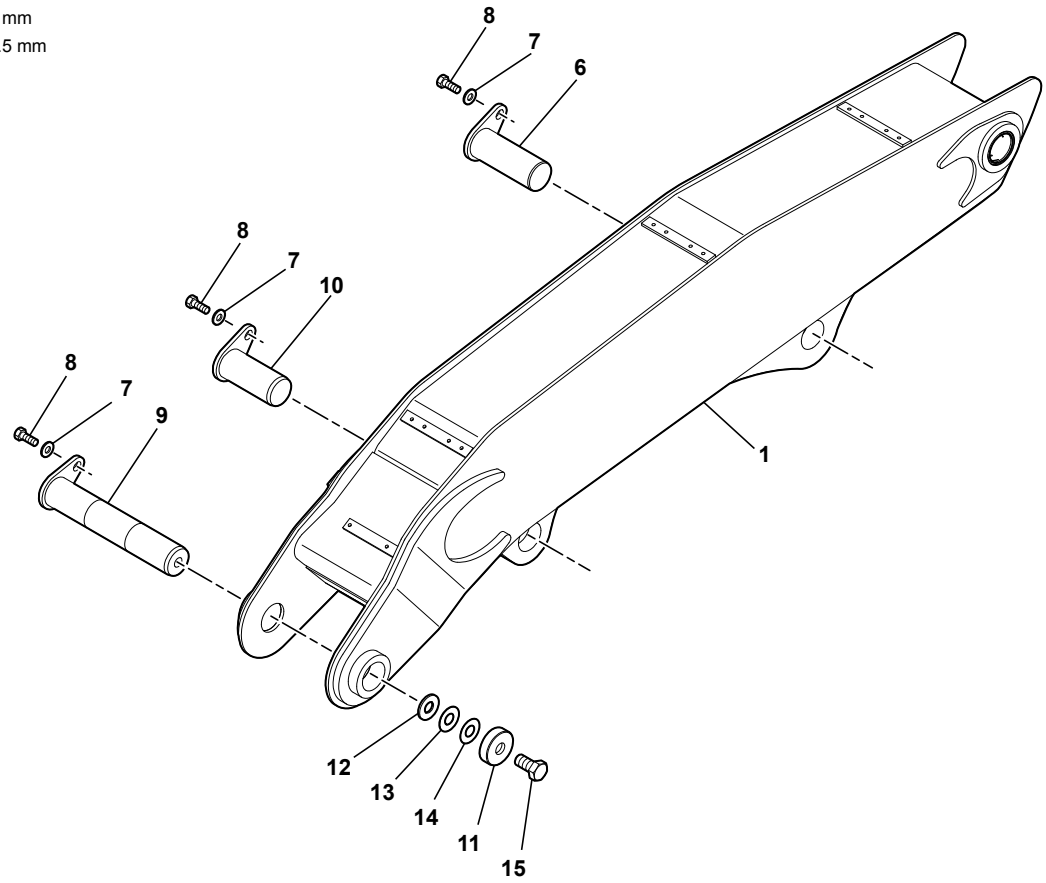

714MW_5400703_68_20_2A.eps

BEC DE FLECHE (SANS DEPORT)
INTERMEDIATE BOOM ASSEMBLY (WITHOUT OFFSET)
BESCHICKERAUSLEGER (OHNE VERSETZUNGS)

	1	5460456			1	BEC DE FLECHE BAGUE	INTERMEDIATE BOOM INCLUDED BEARINGS	BESCHICKERAUSLEGER MIT BUCHSE
	2	3831377	1		1	BEC DE FLECHE	INTERMEDIATE BOOM	BESCHICKERAUSLEGER
	3	5580008	1	M10X1	2	GRAISSEUR	GREASE FITING	SCHMIERNIPPEL
*	4	3870388	1	3870219	2	BAGUE	BUSH	RING
	5	6140038	1		2	JOINT	SEAL	DICHTRING
	6	4090486			1	AXE	CLEVIS PIN	BOLZEN
	7	4460058		MU20	3	RONDELLE	WASHER	UNTERLEGSCHEIBE
	8	4380103		H M20X40	3	VIS	SCREW	SCHRAUBE
	9	4090484			1	AXE	CLEVIS PIN	BOLZEN
	10	4090485			1	AXE	CLEVIS PIN	BOLZEN
	11	3890029			1	RONDELLE BUTEE	THRUST WASHER	DRUCKSCHEIBE
	12	5530085		2 mm	SB	CALE	SHIM	KEIL
	13	5530086		1 mm	SB	CALE	SHIM	KEIL
	14	5530087		0,5 mm	SB	CALE	SHIM	KEIL
	15	4380359		H M30X60	1	VIS	SCREW	SCHRAUBE

BEC DE FLÈCHE (PELLE)
INTERMEDIATE BOOM ASSEMBLY (EXCAVATOR)
BESCHICKERAUSLEGER (BAGGER)

*

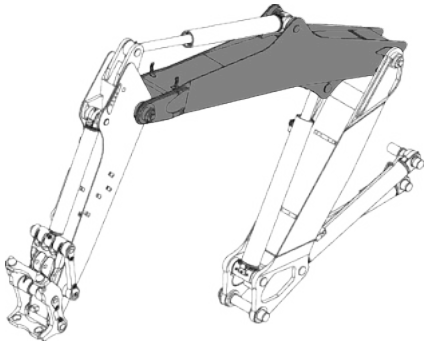

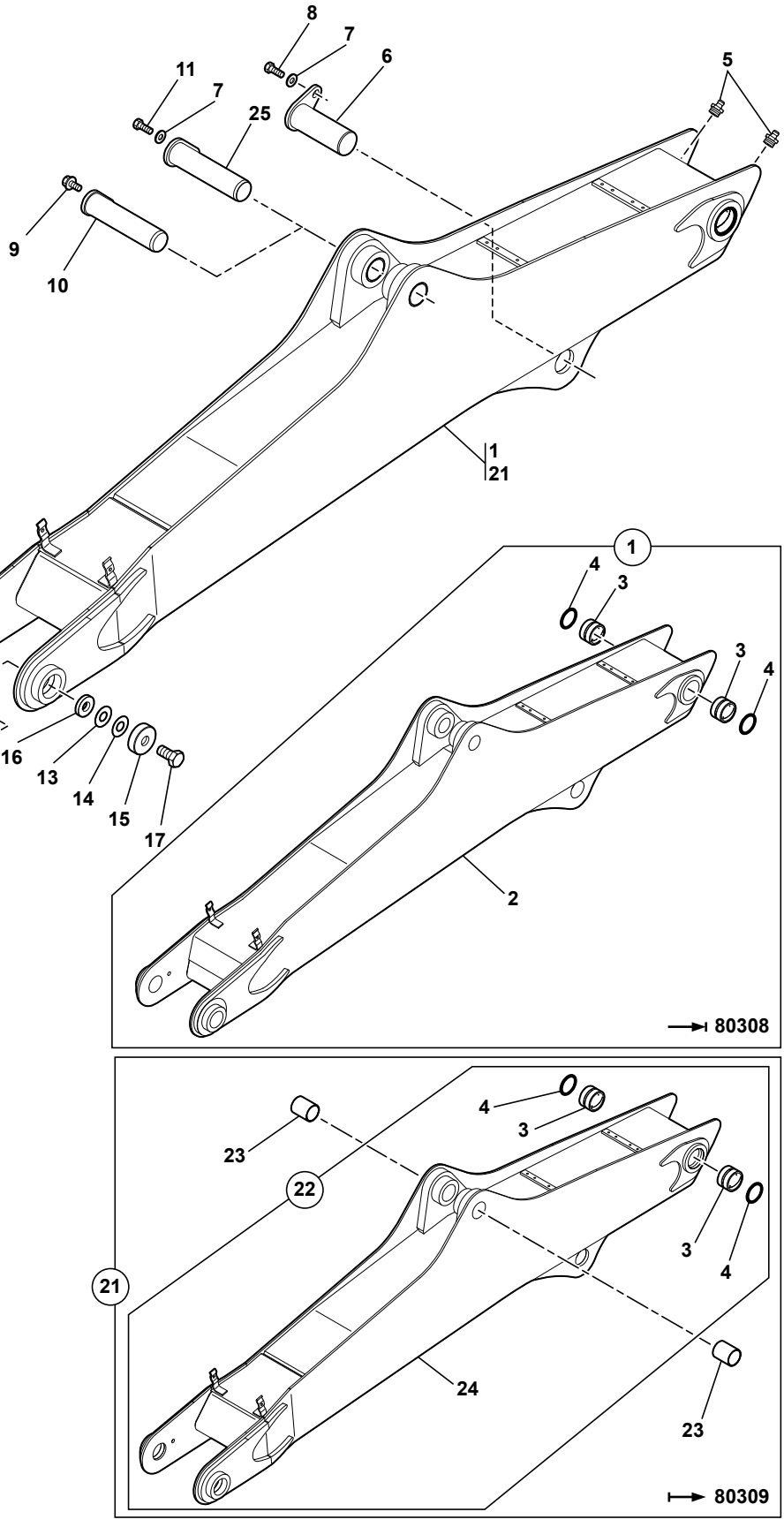

1	5460457	→ 80308
2	3831388	
3	3870219	
4	6140038	
5	5580008	
6	4090486	
7	4460058	
8	4380104	
9	968589	
10	4090488	→ 80308
11	4380103	
12	4090484	
13	5530086	⧗ 1 mm
14	5530087	⧗ 0.5 mm
15	3890029	
16	5560009	⧗ 13 mm
17	4380359	
18	5530055	⧗ 1 mm
19	5530056	⧗ 2 mm
20	5530057	⧗ 3 mm
21	5460506	→ 80309
22	5460504	
23	3870369	
24	3831722	
25	4090526	→ 80309

714MW_5400703_68_20_3A.eps

BEC DE FLECHE (PELLE)
INTERMEDIATE BOOM ASSEMBLY (EXCAVATOR)
BESCHICKERAUSLEGER (BAGGER)

1	5460457		→I 80308	1	BEC DE FLECHE BAGUE	INTERMEDIATE BOOM INCLUDED BEARINGS	BESCHICKERAUSLEGER MIT BUCHSE
2	3831388	1		1	BEC DE FLECHE	INTERMEDIATE BOOM	BESCHICKERAUSLEGER
3	3870219	1-22		2	BAGUE	BUSH	RING
4	6140038	1-22		2	JOINT	SEAL	DICHTRING
5	5580008		M10X1	2	GRAISSEUR	GREASE FITING	SCHMIERNIPPEL
6	4090486			1	AXE	CLEVIS PIN	BOLZEN
7	4460058		MU20	3	RONDELLE	WASHER	UNTERLEGSCHEIBE
8	4380104		H M20X45	1	VIS	SCREW	SCHRAUBE
9	968589		H M16X35	1	VIS	SCREW	SCHRAUBE
10	4090488		→I 80308	1	AXE	CLEVIS PIN	BOLZEN
11	4380103		H M20X40	2	VIS	SCREW	SCHRAUBE
12	4090484			1	AXE	CLEVIS PIN	BOLZEN
13	5530086		⧗ 1 mm	SB	CALE	SHIM	KEIL
14	5530087		⧗ 0,5 mm	SB	CALE	SHIM	KEIL
15	3890029			1	RONDELLE BUTEE	THRUST WASHER	DRUCKSCHEIBE
16	5560009		⧗ 13 mm	1	RONDELLE	WASHER	UNTERLEGSCHEIBE
17	4380359		H M30X60	1	VIS	SCREW	SCHRAUBE
18	5530055		⧗ 1 mm	SB	CALE	SHIM	KEIL
19	5530056		⧗ 2 mm	SB	CALE	SHIM	KEIL
20	5530057		⧗ 3 mm	SB	CALE	SHIM	KEIL
21	5460506		I→ 80309	1	BEC DE FLECHE BAGUE	INTERMEDIATE BOOM INCLUDED BEARINGS	BESCHICKERAUSLEGER MIT BUCHSE
22	5460504	21		1	BEC DE FLECHE BAGUE	INTERMEDIATE BOOM INCLUDED BEARINGS	BESCHICKERAUSLEGER MIT BUCHSE
23	3870369	21		2	BAGUE	BUSH	RING
24	3831722	22		1	BEC DE FLECHE	INTERMEDIATE BOOM	BESCHICKERAUSLEGER
25	4090526		I→ 80309	1	AXE	CLEVIS PIN	BOLZEN

NOIX DE DÉPORT
KNUCKLE
GELENK

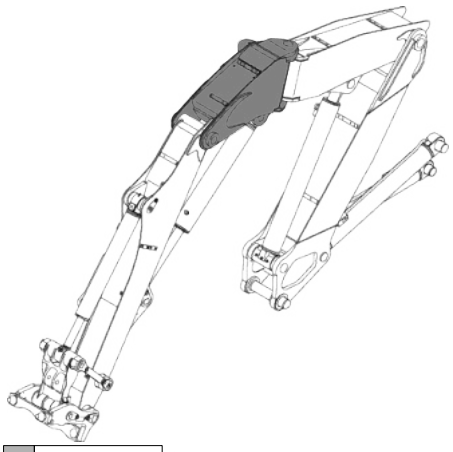

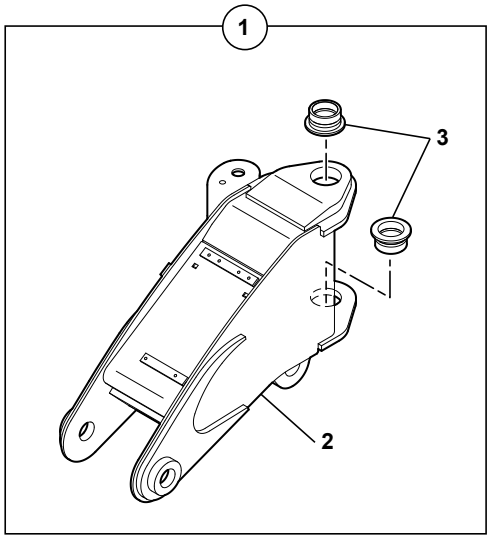

1	5460450	*
2	3831288	
3	3880067	
4	4090484	
5	4090372	
6	968589	
7	4090485	
8	4380103	
9	4460058	
10	4380359	
11	3890029	
12	5530086	⧗ 1 mm
13	5530087	⧗ 0.5 mm
14	4550051	
15	4430007	
16	3890041	
17	5530031	⧗ 1.5 mm
18	5530032	⧗ 2 mm
19	5530053	⧗ 1 mm
20	5530085	⧗ 2 mm
21	4090388	

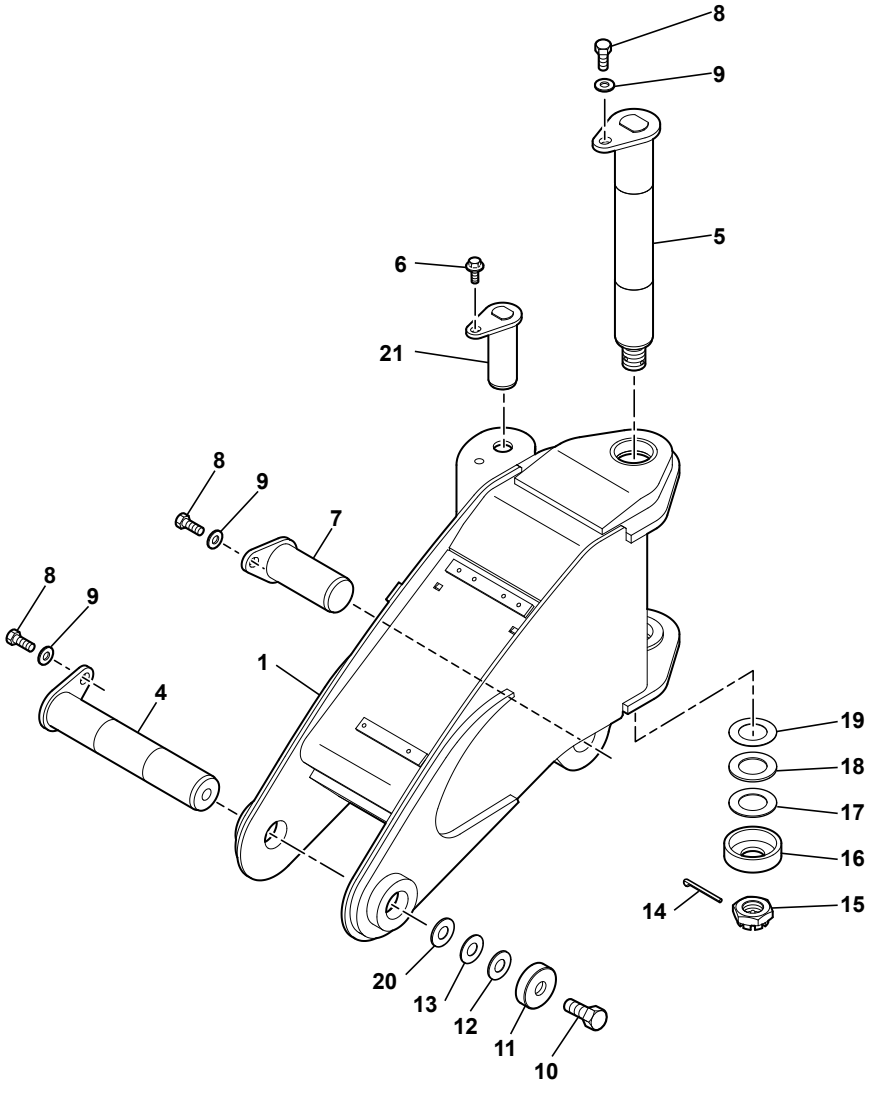

714MW_5400703_68_30_1A.eps

NOIX DE DEPORT
KNUCKLE
GELENK

1	5460450			1	NOIX DE DEPORT BAGUEE	KNUCKLE INCLUDED BEARINGS	GELENK MIT BUCHSE
2	3831288	1		1	NOIX (ARTICULATION)	KNUCKLE	GELENK
3	3880067	1		2	BAGUE	BUSH	RING
4	4090484			1	AXE	CLEVIS PIN	BOLZEN
5	4090372			1	AXE	CLEVIS PIN	BOLZEN
6	968589		H M16X35	1	VIS	SCREW	SCHRAUBE
7	4090485			1	AXE	CLEVIS PIN	BOLZEN
8	4380103		H M20X40	3	VIS	SCREW	SCHRAUBE
9	4460058		MU20	3	RONDELLE	WASHER	UNTERLEGSCHEIBE
10	4380359		H M30X60	1	VIS	SCREW	SCHRAUBE
11	3890029			1	RONDELLE BUTEE	THRUST WASHER	DRUCKSCHEIBE
12	5530086		1 mm	SB	CALE	SHIM	KEIL
13	5530087		0,5 mm	SB	CALE	SHIM	KEIL
14	4550051		V8X100	1	GOUPILLE	PIN	STIFT
15	4430007		HK M48X5	1	ECROU A CRENEAUX	CASTLE NUT	KRONENMUTTER
16	3890041			1	RONDELLE BUTEE	THRUST WASHER	DRUCKSCHEIBE
17	5530031		1,5 mm	SB	CALE	SHIM	KEIL
18	5530032		2 mm	SB	CALE	SHIM	KEIL
19	5530053		1 mm	SB	CALE	SHIM	KEIL
20	5530085		2 mm	SB	CALE	SHIM	KEIL
21	4090388			1	AXE	CLEVIS PIN	BOLZEN

BRAS
ARM
AUSLEGERARM

1	5460454	→I 80396&84002 -80390
	5460513	I→ 80397&84003 +80390
2	5580008	
3	3870219	
4	3870235	
5	3870305	
6	6140036	
7	6140037	
8	6140038	
9	3831363	→I 80396&84002 -80390
	3831820	I→ 80397&84003 +80390
10	4090445	
11	968589	
12	5530031	⧗ 1.5 mm
13	5530032	⧗ 2 mm
14	5530053	⧗ 1 mm
15	4090377	
16	4380104	
17	4460058	
18	5530055	⧗ 1 mm
19	5530056	⧗ 2 mm
20	5530057	⧗ 3 mm
21	4090375	
22	5580008	
23	4400021	
24	3890047	
25	5530091	⧗ 2 mm
26	5530092	⧗ 1 mm
27	5530093	⧗ 0.5 mm
28	4090376	
29	4380359	
30	3890035	
31	5530085	⧗ 2 mm
32	5530086	⧗ 1 mm
33	5530087	⧗ 0.5 mm
34	3600153	
35	4240020	
36	4380418	

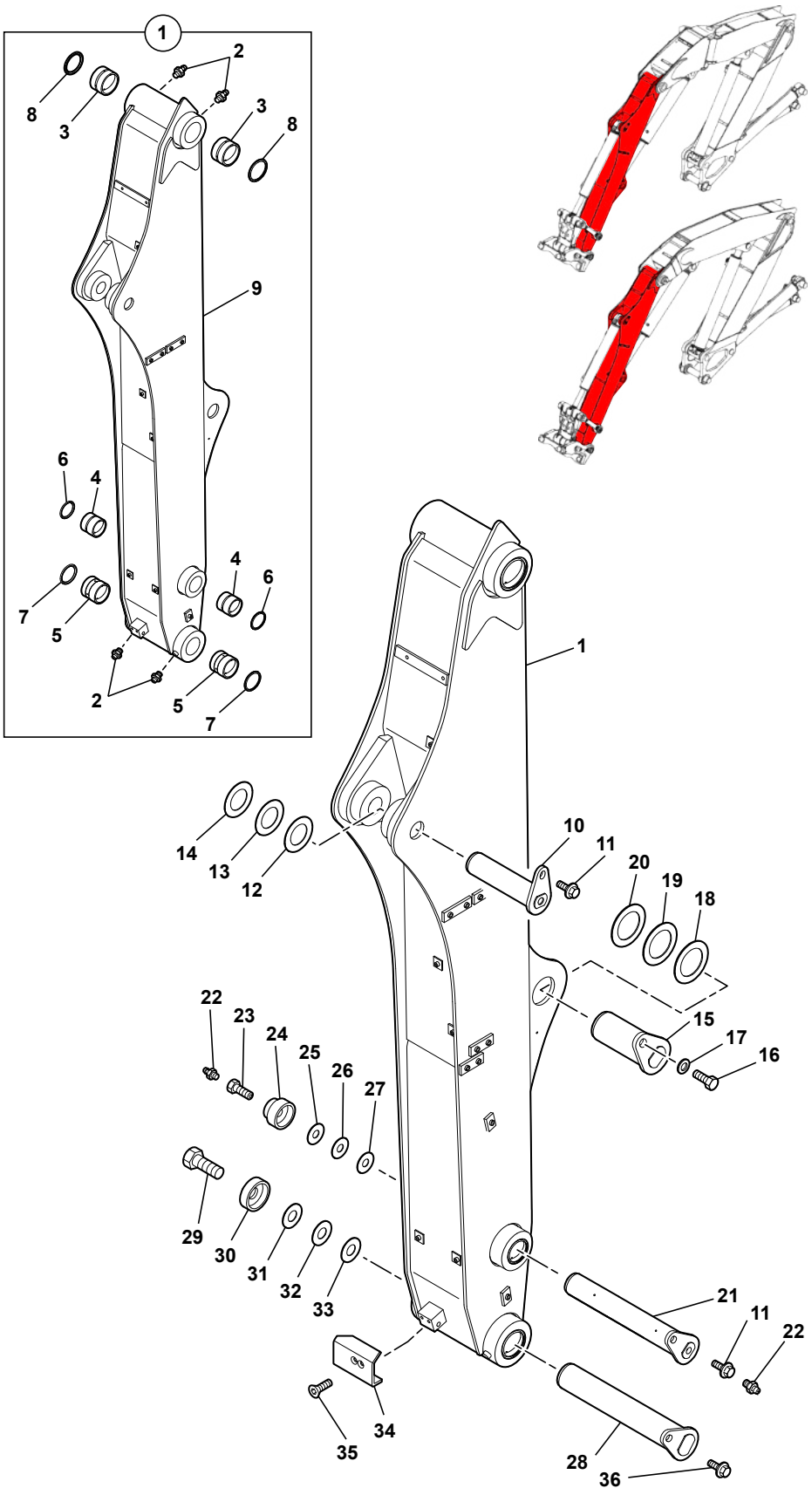

714MW_5400703_68_40_1A.eps

BRAS
ARM
AUSLEGERARM

1	5460454		→I	80396&84002	1	BRAS BAGUE	ARM WITH BUSHES	ARM MIT BUECHSE
1				-80390				
1	5460513		I→	80397&84003	1	BRAS BAGUE	ARM WITH BUSHES	ARM MIT BUECHSE
1				+80390				
2	5580008	1		M10X1	4	GRAISSEUR	GREASE FITING	SCHMIERNIPPEL
3	3870219	1			2	BAGUE	BUSH	RING
4	3870235	1			2	BAGUE	BUSH	RING
5	3870305	1			2	BAGUE	BUSH	RING
6	6140036	1			2	JOINT	SEAL	DICHTRING
7	6140037	1			2	JOINT	SEAL	DICHTRING
8	6140038	1			2	JOINT	SEAL	DICHTRING
9	3831363	1	→I	80396&84002	1	BRAS	ARM	ARM
9				-80390				
9	3831820	1	I→	80397&84003	1	BRAS	ARM	ARM
9				+80390				
10	4090445				1	AXE	CLEVIS PIN	BOLZEN
11	968589			H M16X35	2	VIS	SCREW	SCHRAUBE
12	5530031		⧗	1,5 mm	SB	CALE	SHIM	KEIL
13	5530032		⧗	2 mm	SB	CALE	SHIM	KEIL
14	5530053		⧗	1 mm	SB	CALE	SHIM	KEIL
15	4090377				1	AXE	CLEVIS PIN	BOLZEN
16	4380104			H M20X45	1	VIS	SCREW	SCHRAUBE
17	4460058			MU20	1	RONDELLE	WASHER	UNTERLEGSCHEIBE
18	5530055		⧗	1 mm	SB	CALE	SHIM	KEIL
19	5530056		⧗	2 mm	SB	CALE	SHIM	KEIL
20	5530057		⧗	3 mm	SB	CALE	SHIM	KEIL
21	4090375				1	AXE	CLEVIS PIN	BOLZEN
22	5580008			M10X1	2	GRAISSEUR	GREASE FITING	SCHMIERNIPPEL
23	4400021				1	DOUILLE	SOCKET	BUCHSE
24	3890047				1	RONDELLE BUTEE	THRUST WASHER	DRUCKSCHEIBE
25	5530091		⧗	2 mm	SB	CALE	SHIM	KEIL
26	5530092		⧗	1 mm	SB	CALE	SHIM	KEIL
27	5530093		⧗	0,5 mm	SB	CALE	SHIM	KEIL
28	4090376				1	AXE	CLEVIS PIN	BOLZEN
29	4380359			H M30X60	1	VIS	SCREW	SCHRAUBE
30	3890035				1	RONDELLE BUTEE	THRUST WASHER	DRUCKSCHEIBE
31	5530085		⧗	2 mm	SB	CALE	SHIM	KEIL
32	5530086		⧗	1 mm	SB	CALE	SHIM	KEIL
33	5530087		⧗	0,5 mm	SB	CALE	SHIM	KEIL
34	3600153		●○	3600151	1	PROTECTEUR	GUARD	SCHUTZ
35	4240020			FHC M10X20	2	VIS	SCREW	SCHRAUBE
36	4380418			H M16X30	1	VIS	SCREW	SCHRAUBE

BRAS (PELLE)
ARM (EXCAVATOR)
AUSLEGERARM (BAGGER)

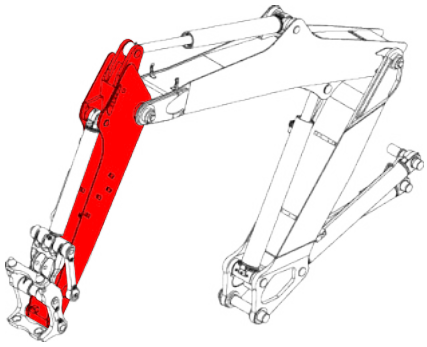

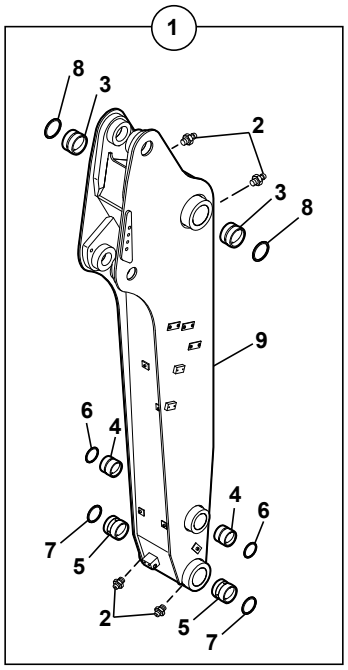

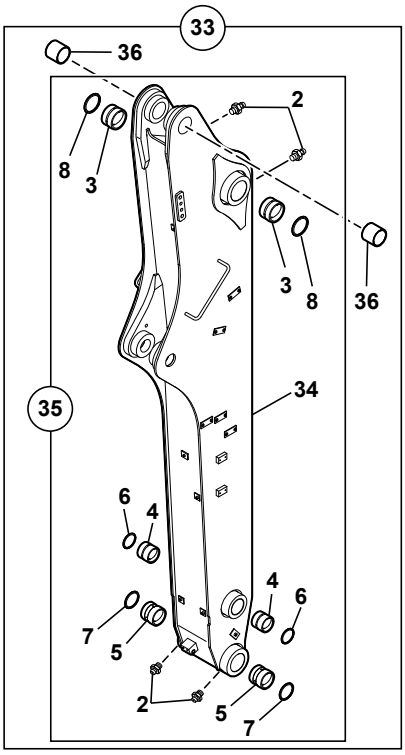

1	5460523	✻ → 80396&84002 -80390
	5460534	→ 80397&84003 +80390
2	5580008	
3	3870388	
4	3870235	
5	3870305	
6	6140036	
7	6140037	
8	6140038	
9	3831894	→ 80396&84002 -80390
	3831919	→ 80397&84003 +80390
10	4090445	
11	968589	
12	5530031	⧗ 1.5 mm
13	5530032	⧗ 2 mm
14	5530053	⧗ 1 mm
15	4090528	
16	4380103	
17	4460058	
18	5530087	⧗ 0.5 mm
19	3600153	
20	4240020	
21	4090375	
22	5580008	
23	4400021	
24	3890047	
25	5530091	⧗ 2 mm
26	5530092	⧗ 1 mm
27	5530093	⧗ 0.5 mm
28	4090376	
29	4380359	
30	3890035	
31	5530085	⧗ 1 mm
32	5530086	⧗ 0.5 mm
33	5460509	✻2500 → 80396&84002 -80390
34	3831545	
35	5460469	
36	3870371	

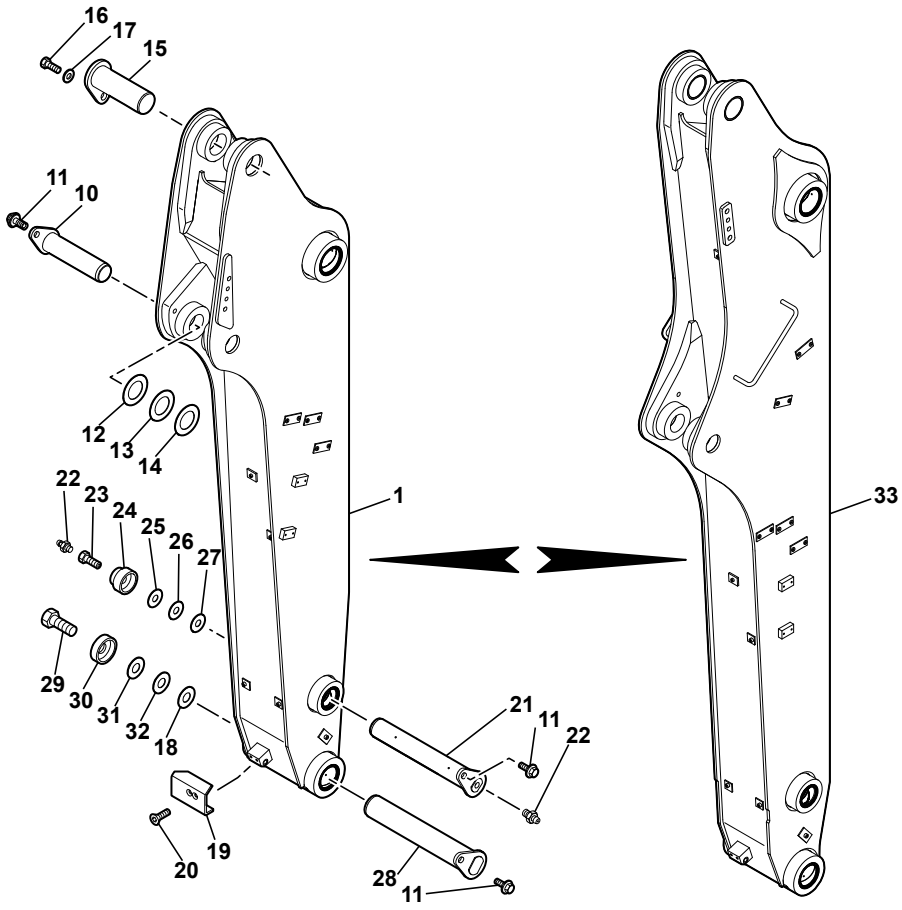

714MW_5400703_68_40_2A.eps

BRAS (PELLE)
ARM (EXCAVATOR)
AUSLEGERARM (BAGGER)

1	5460523			1	BRAS BAGUE	ARM WITH BUSHES	ARM MIT BUECHSE
1			5460458				
1			80396&84002				
1			-80390				
1	5460534		80397&84003	1	BRAS BAGUE	ARM WITH BUSHES	ARM MIT BUECHSE
1			+80390				
2	5580008	1-35	M10X1	4	GRAISSEUR	GREASE FITING	SCHMIERNIPPEL
* 3	3870388	1-35	3870219	2	BAGUE	BUSH	RING
4	3870235	1-35		2	BAGUE	BUSH	RING
5	3870305	1-35		2	BAGUE	BUSH	RING
6	6140036	1-35		2	JOINT	SEAL	DICHTRING
7	6140037	1-35		2	JOINT	SEAL	DICHTRING
8	6140038	1-35		2	JOINT	SEAL	DICHTRING
9	3831894	1	3831394	1	BRAS	ARM	ARM
9			80396&84002				
9			-80390				
9	3831919	1	80397&84003	1	BRAS	ARM	ARM
9			+80390				
10	4090445			1	AXE	CLEVIS PIN	BOLZEN
11	968589		H M16X35	3	VIS	SCREW	SCHRAUBE
12	5530031		1,5 mm	SB	CALE	SHIM	KEIL
13	5530032		2 mm	SB	CALE	SHIM	KEIL
14	5530053		1 mm	SB	CALE	SHIM	KEIL
15	4090528		4090457	1	AXE	CLEVIS PIN	BOLZEN
16	4380103		H M20X40	1	VIS	SCREW	SCHRAUBE
17	4460058		MU20	1	RONDELLE	WASHER	UNTERLEGSCHEIBE
18	5530087		0,5 mm	SB	CALE	SHIM	KEIL
19	3600153		3600151	1	PROTECTEUR	GUARD	SCHUTZ
20	4240020		FHC M10X20	2	VIS	SCREW	SCHRAUBE
21	4090375			1	AXE	CLEVIS PIN	BOLZEN
22	5580008		M10X1	2	GRAISSEUR	GREASE FITING	SCHMIERNIPPEL
23	4400021			1	DOUILLE	SOCKET	BUCHSE
24	3890047			1	RONDELLE BUTEE	THRUST WASHER	DRUCKSCHEIBE
25	5530091		2 mm	SB	CALE	SHIM	KEIL
26	5530092		1 mm	SB	CALE	SHIM	KEIL
27	5530093		0,5 mm	SB	CALE	SHIM	KEIL
28	4090376			1	AXE	CLEVIS PIN	BOLZEN
29	4380359		H M30X60	1	VIS	SCREW	SCHRAUBE
30	3890035			1	RONDELLE BUTEE	THRUST WASHER	DRUCKSCHEIBE
31	5530085		2 mm	SB	CALE	SHIM	KEIL
32	5530086		1 mm	SB	CALE	SHIM	KEIL
33	5460509		2500	1	BRAS BAGUE	ARM WITH BUSHES	ARM MIT BUECHSE
33			80396&84002				
33			-80390				

BRAS (PELLE)
ARM (EXCAVATOR)
AUSLEGERARM (BAGGER)

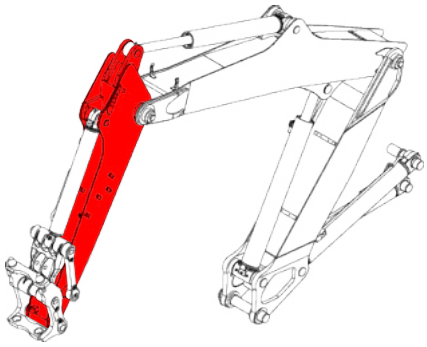

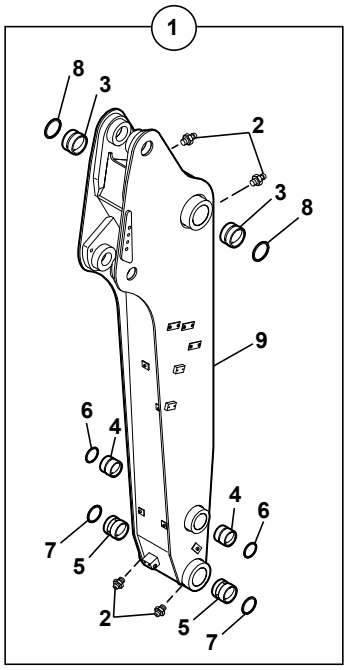

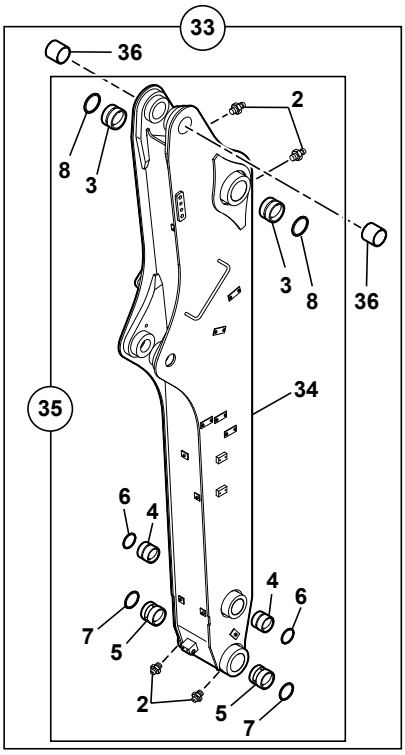

1	5460523	✻ → 80396&84002 -80390
	5460534	→ 80397&84003 +80390
2	5580008	
3	3870388	
4	3870235	
5	3870305	
6	6140036	
7	6140037	
8	6140038	
9	3831894	→ 80396&84002 -80390
	3831919	→ 80397&84003 +80390
10	4090445	
11	968589	
12	5530031	⧗ 1.5 mm
13	5530032	⧗ 2 mm
14	5530053	⧗ 1 mm
15	4090528	
16	4380103	
17	4460058	
18	5530087	⧗ 0.5 mm
19	3600153	
20	4240020	
21	4090375	
22	5580008	
23	4400021	
24	3890047	
25	5530091	⧗ 2 mm
26	5530092	⧗ 1 mm
27	5530093	⧗ 0.5 mm
28	4090376	
29	4380359	
30	3890035	
31	5530085	⧗ 1 mm
32	5530086	⧗ 0.5 mm
33	5460509	✻2500 → 80396&84002 -80390
34	3831545	
35	5460469	
36	3870371	

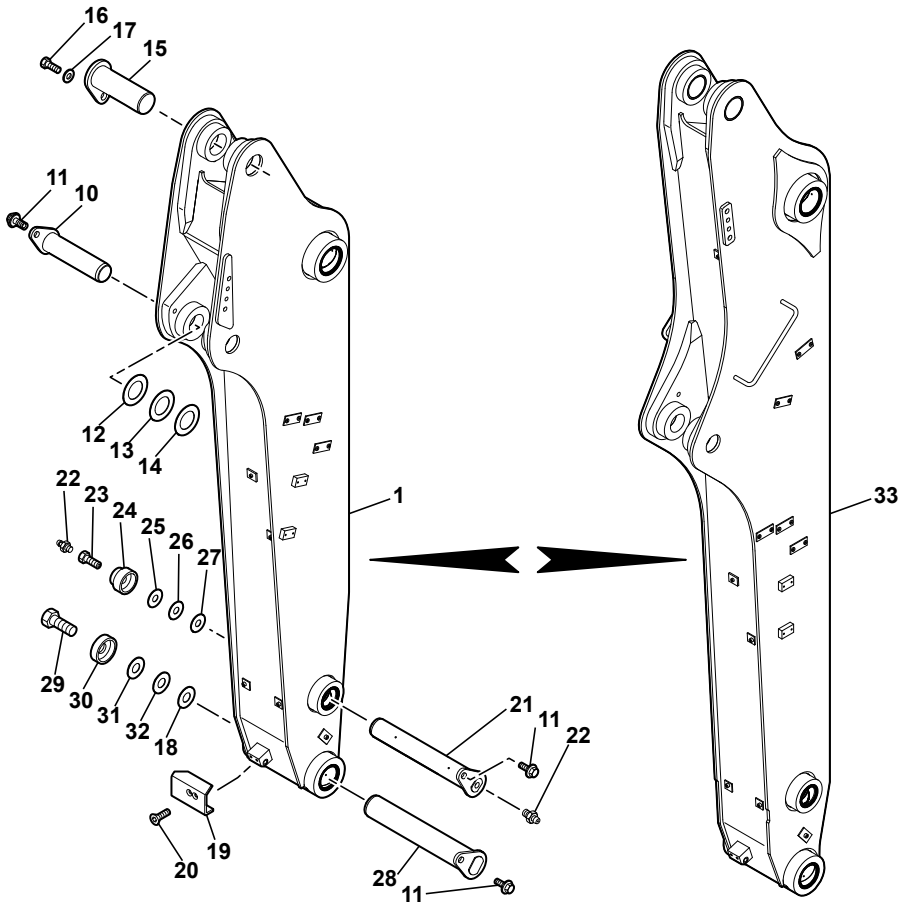

714MW_5400703_68_40_2A.eps

BRAS (PELLE)
ARM (EXCAVATOR)
AUSLEGERARM (BAGGER)

34	3831545	35	1	BRAS	ARM	ARM
35	5460469	33	1	BRAS BAGUE	ARM WITH BUSHES	ARM MIT BUECHSE
36	3870371	33	2	BAGUE	BUSH	RING

BIELLE CONNECTION
CONNECTING LINK
VERBINDUNGSSTANGE

1	5460431	
2	5580008	
3	3870235	
4	3870268	
5	6140036	
6	2380058	
7	4380103	
8	4090406	
9	2500491	
10	4090412	
11	968589	
12	4380104	
13	3890031	
14	5530091	⧗ 2 mm
15	5530092	⧗ 1 mm
16	5530093	⧗ 0.5 mm
17	K7030298	
18	3760109	
19	4830018	
20	4790015	
21	4600023	
22	5400719	
23	4380418	

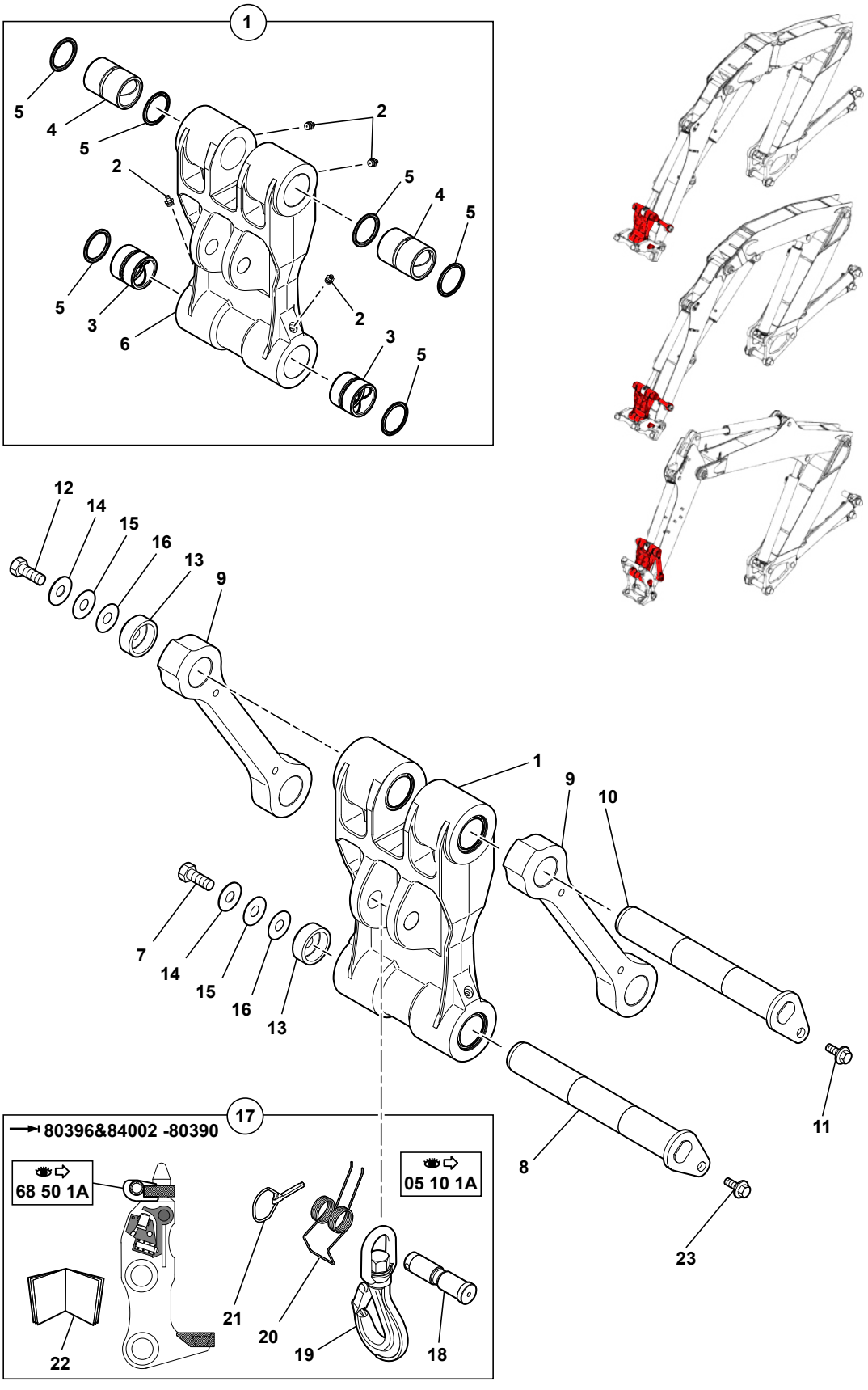

714MW_5400703_68_45_1A.eps

BIELLE CONNECTION
CONNECTING LINK
VERBINDUNGSSTANGE

1	5460431			1	BIELLE CONNECTION	CONNECTING LINK	VERBINDUNGSSTANGE
2	5580008	1	M10X1	4	GRAISSEUR	GREASE FITING	SCHMIERNIPPEL
3	3870235	1		2	BAGUE	BUSH	RING
4	3870268	1		2	BAGUE	BUSH	RING
5	6140036	1		6	JOINT	SEAL	DICHTRING
6	2380058	1		1	BIELLE	CONNECTING ROD	PLEUELSTANGE
7	4380103		H M20X40	1	VIS	SCREW	SCHRAUBE
8	4090406			1	AXE	CLEVIS PIN	BOLZEN
9	2500491			2	LEVIER	LEVER	HEBEL
10	4090412			1	AXE	CLEVIS PIN	BOLZEN
11	968589		H M16X35	1	VIS	SCREW	SCHRAUBE
12	4380104		H M20X45	1	VIS	SCREW	SCHRAUBE
13	3890031			2	RONDELLE BUTEE	THRUST WASHER	DRUCKSCHEIBE
14	5530091	⧗	2 mm	SB	CALE	SHIM	KEIL
15	5530092	⧗	1 mm	SB	CALE	SHIM	KEIL
16	5530093	⧗	0,5 mm	SB	CALE	SHIM	KEIL
17	K7030298	👁	05 10 1A	PM	KIT CROCHET	KIT HOOK	BAUSATZ HAKEN
18	3760109	17		1	AXE	CLEVIS PIN	BOLZEN
19	4830018	17		1	CROCHET	HOOK	HAKEN
20	4790015	17		1	RESSORT	SPRING	FEDER
21	4600023	17		1	GOUPILLE	PIN	STIFT
22	5400719	17		1	PLAN DE MONTAGE	MOUNTING DRAWING	MONTAGE ZEICHNUNG
23	4380418		H M16X30	1	VIS	SCREW	SCHRAUBE

PORTE-OUTILS
TOOLS-HOLDER
WERKZEUGETRAGER

→I 80396&84002
-80390

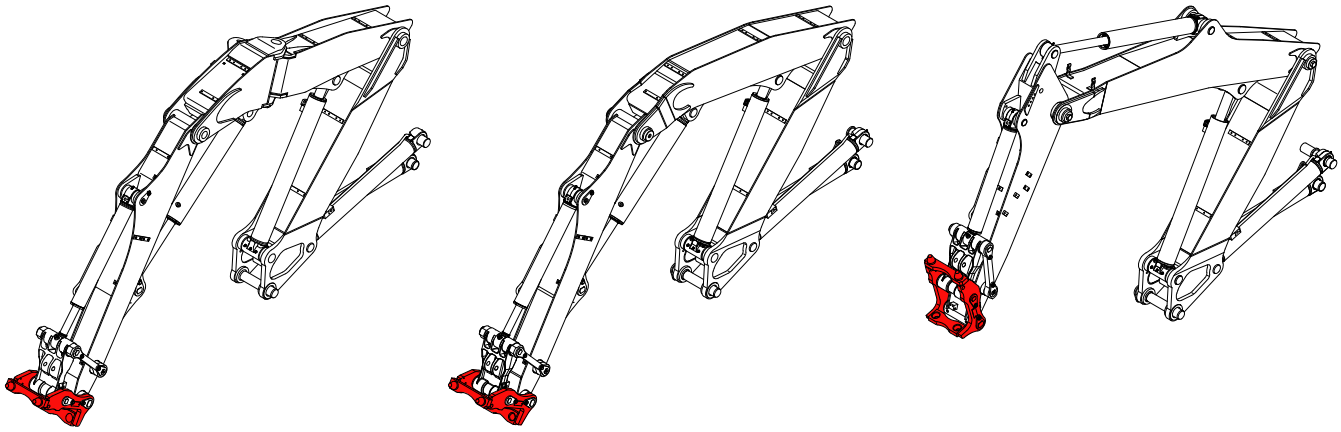

1	K6850009
2	3750043
3	3835029
4	4570049
5	4570054
6	4810013
7	3870114
8	4460046
9	4380092
10	4570032
11	3780152
12	3420823
13	2500565
14	3835028
15	5460399
16	
17	K7030299
18	3831447
19	2503546
20	2503758
21	K7030298

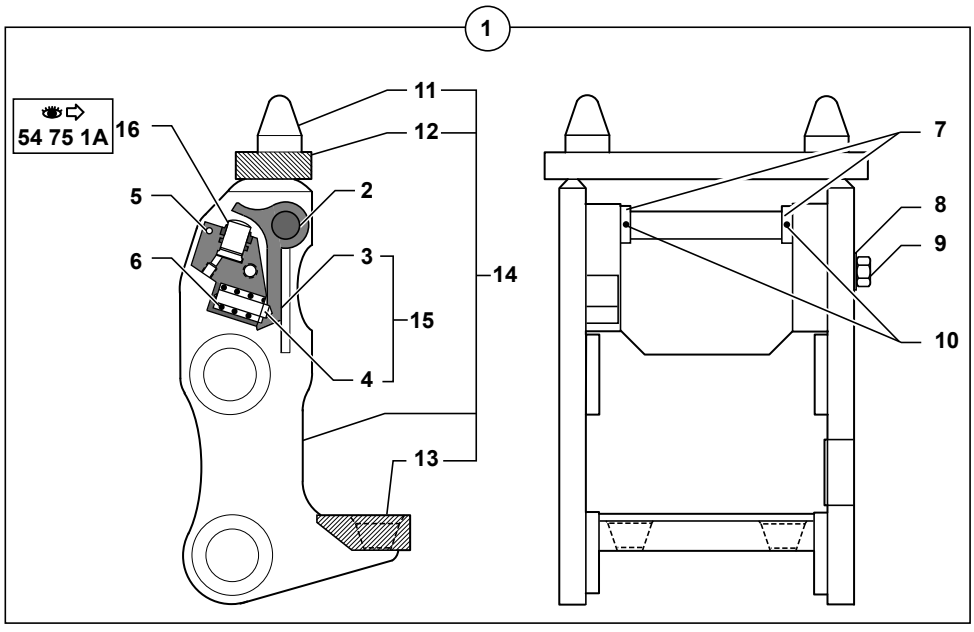

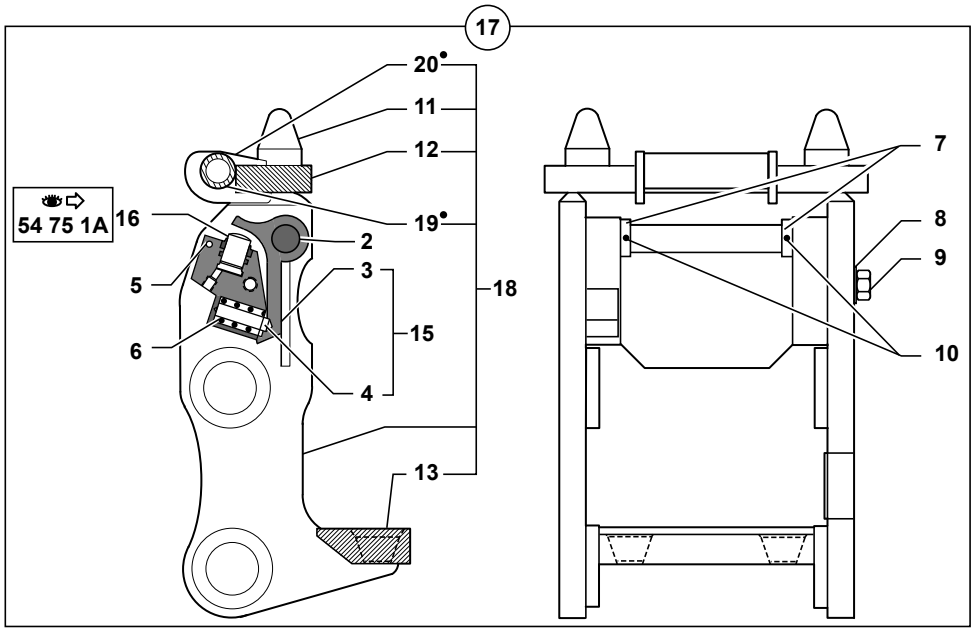

21 (•)
05 10 1A

714MW_5400703_68_50_1A.eps

PORTE-OUTILS
TOOLS-HOLDER
WERKZEUGETRAGER

→| 80396&84002
-80390

1	K6850009			1	PORTE-OUTILS	TOOLS-HOLDER	WERKZEUGETRAGER
2	3750043	1-17		1	AXE	CLEVIS PIN	BOLZEN
3	3835029	15		1	CLIQUET	RATCHET	RATSCHE
4	4570049	15		2	GOUPILLE	PIN	STIFT
5	4570054	1-17		1	GOUPILLE FENDUE	COTTER PIN	SPLINT
6	4810013	1-17		2	RESSORT	SPRING	FEDER
7	3870114	1-17		2	BUTEE	CATCH	FALLE
8	4460046	1-17	MU16	1	RONDELLE	WASHER	UNTERLEGSCHEIBE
9	4380092	1-17	HM16X80	1	VIS	SCREW	SCHRAUBE
10	4570032	1-17		2	GOUPILLE	PIN	STIFT
11	3780152	14-18		2	CONE	CONE	KEGEL
12	3420823	14-18 ●○	2500566	1	BRIDE	FLANGE	FLANSCH
13	2500565	14-18		1	BRIDE	FLANGE	FLANSCH
14	3835028	1		1	PORTE-OUTILS	TOOLS-HOLDER	WERKZEUGETRAGER
15	5460399	1-17		1	CLIQUET EQUIPE	EQUIPPED RATCHET	KOMPETTE RATSCHE
16		1-17	54 75 1A	1	VERIN DE PORTE-OUTILS	TOOLS-HOLDER RAM	WERKZEUGETRAEGER ZYLINDER
17	K7030299			1	PORTE-OUTILS AVEC GUIDE ELINGUE	TOOLS-HOLDER WITH SLING GUIDE	WERKZEUGETRAGER MIT HUBSCHLINGEFUHRUNG
18	3831447	17		1	PORTE-OUTILS	TOOLS-HOLDER	WERKZEUGETRAGER
19	2503546	18-21		1	TUBE	TUBE	ROHR
20	2503758	18-21		2	SUPPORT	BRACKET	TRAEGER
21	K7030298		05 10 1A	PM	KIT CROCHET	KIT HOOK	BAUSATZ HAKEN

PORTE-OUTILS RATTRAPAGE DE JEU
TOOLS-HOLDER PLAY TAKE-UP
WERKZEUGETRÄGE SPIELAUSGLEICH

→ 80397&84003
+80390

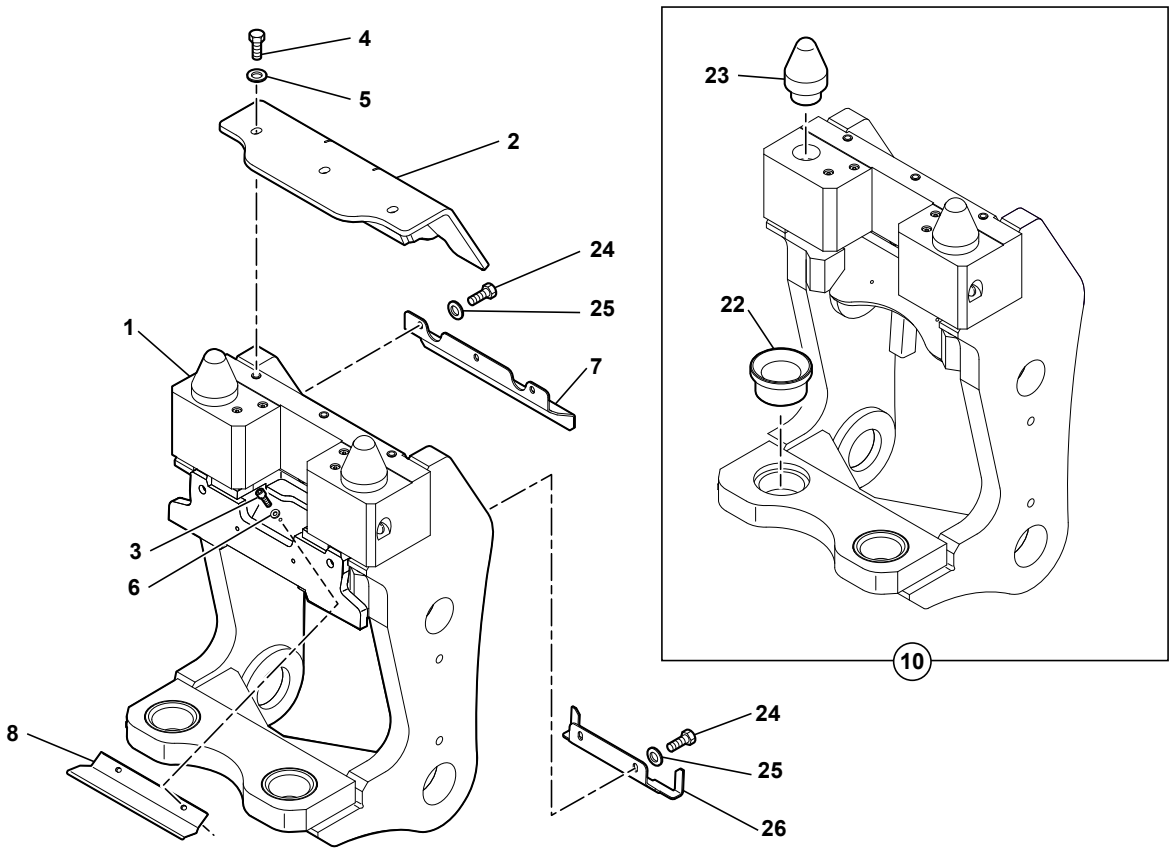

1	7030505
2	3831918
3	4290183
4	4380068
5	4490019
6	4490014
7	3630461
8	5040959
9	4290016
10	5460533
11	4810089
12	3970129
13	3831692
14	4810094
15	5580008
16	3420850
17	4490003
18	4380060
19	4410020
20	3780213
21	4490029
22	3880089
23	3780152
24	4380043
25	4490006
26	3560790
27	4450082
28	4490019
29	4380065

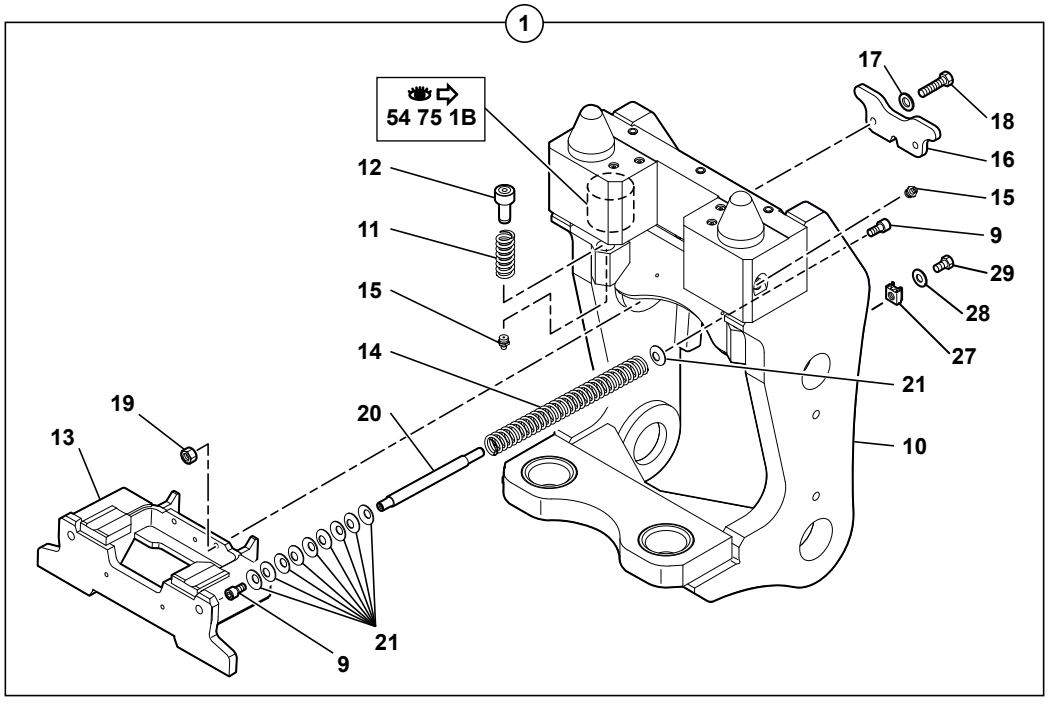

PORTE-OUTILS RATTRAPAGE DE JEU
TOOLS-HOLDER PLAY TAKE-UP
WERKZEUGETRAGE SPIELAUSGLEICH

→ 80397&84003
+80390

1	7030505			1	PORTE-OUTILS	TOOLS-HOLDER	WERKZEUGETRAGER
2	3831918			1	PROTECTEUR	PROTECTOR	SCHUTZ
3	4290183		CHC M6X16	2	VIS	SCREW	SCHRAUBE
4	4380068		H M12X30	3	VIS	SCREW	SCHRAUBE
5	4490019		CONTACT MU12	3	RONDELLE	WASHER	UNTERLEGSCHEIBE
6	4490014		CONTACT MU6	2	RONDELLE	WASHER	UNTERLEGSCHEIBE
7	3630461			1	CAPOT	HOOD	HAUBE
8	5040959			1	PROTECTEUR	PROTECTOR	SCHUTZ
9	4290016	1	CHC M8X16	4	VIS	SCREW	SCHRAUBE
10	5460533	1		1	PORTE-OUTILS	TOOLS-HOLDER	WERKZEUGETRAGER
11	4810089	1		2	RESSORT	SPRING	FEDER
12	3970129	1		2	PATIN	SKID	KUFE
13	3831692	1		1	COULISSEAU	SLIDER BEARING	GLEITLAGER
14	4810094	1		2	RESSORT	SPRING	FEDER
15	5580008	1	M10X1	4	GRAISSEUR	GREASE FITING	SCHMIERNIPPEL
16	3420850	1		1	PLAQUE	PLATE	PLATTE
17	4490003	1	CONTACT MU10	2	RONDELLE	WASHER	UNTERLEGSCHEIBE
18	4380060	1	H M10X35	2	VIS	SCREW	SCHRAUBE
19	4410020	1	H M10	2	ECROU	NUT	MUTTER
20	3780213	1		2	TIGE	BAR	STANGE
21	4490029	1		20	RONDELLE RESSORT	SPRING WASHER	FEDERSCHEIBE
22	3880089	10		2	FRETTE	HOOP	EISENRING
23	3780152	10		2	CONE	CONE	KEGEL
24	4380043		H M8X20	5	VIS	SCREW	SCHRAUBE
25	4490006		CONTACT MU8	5	RONDELLE	WASHER	UNTERLEGSCHEIBE
26	3560790			1	PLAQUE	PLATE	PLATTE
27	4450082	1	M12	1	ECROU EN CAGE	CAGE NUT	KAFFIG MUTTER
28	4490019	1	CONTACT MU12	1	RONDELLE	WASHER	UNTERLEGSCHEIBE
29	4380065	1	H M12X20	1	VIS	SCREW	SCHRAUBE

PORTE-OUTILS (VOLVO)
TOOLS-HOLDER (VOLVO)
WERKZEUGETRAGER (VOLVO)

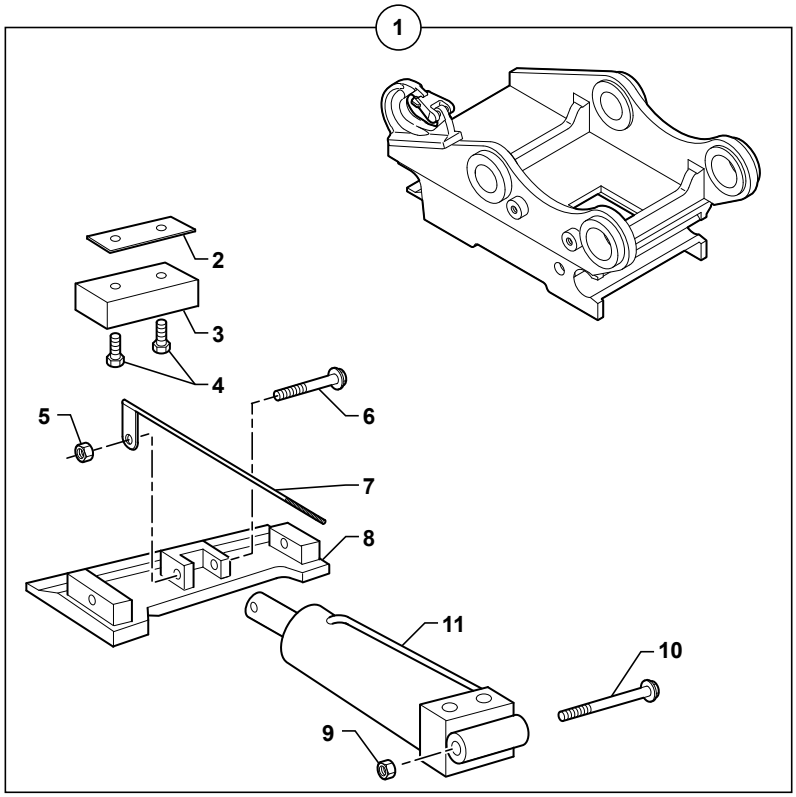

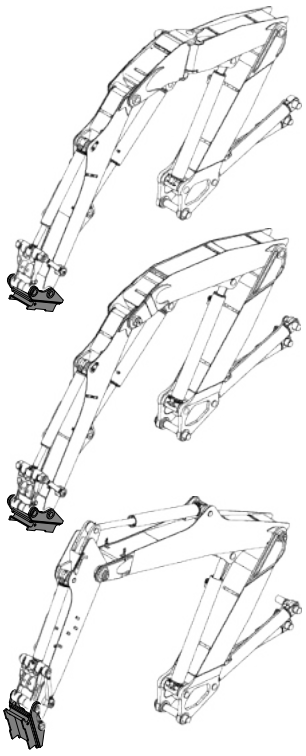

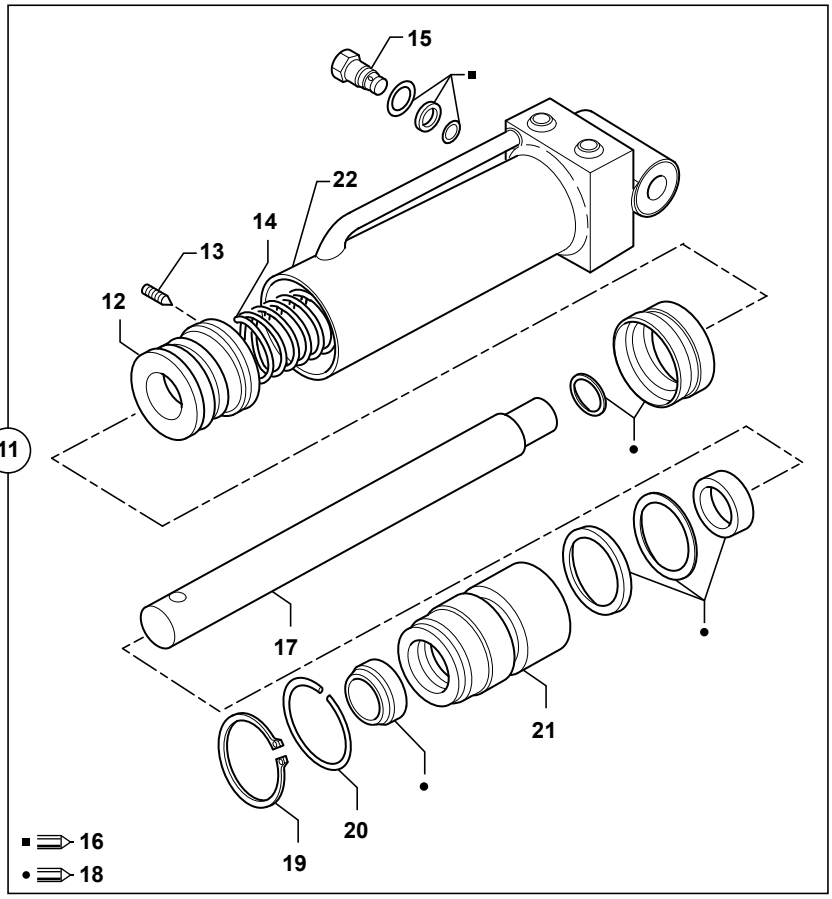

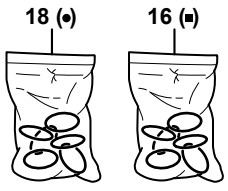

1	6850161
2	684A0030
3	684A0029
4	684A0031
5	684A0028
6	684A0027
7	684A0026
8	684A0025
9	684A0024
10	684A0023
11	684A0022
12	684A0035
13	684A0034
14	684A0033
15	684A0040
16	684A0041
17	684A0036
18	684A0032
19	684A0037
20	684A0038
21	684A0039
22	684A0042

714MW_5400703_68_51_1A.eps

PORTE-OUTILS (VOLVO)
TOOLS-HOLDER (VOLVO)
WERKZEUGETRAGER (VOLVO)

1	6850161		1	PORTE-OUTILS	TOOLS-HOLDER	WERKZEUGETRAGER
2	684A0030		1	CALE	SHIM	KEIL
3	684A0029		1	ENTRETOISE	SPACER	ABSTANDSTUECK
4	684A0031		2	VIS	SCREW	SCHRAUBE
5	684A0028		1	ECROU	NUT	MUTTER
6	684A0027		1	VIS	SCREW	SCHRAUBE
7	684A0026		1	INDICATEUR	INDICATOR	ANZEIGER
8	684A0025		1	COIN	WEDGE	KEIL
9	684A0024		1	ECROU	NUT	MUTTER
10	684A0023		1	VIS	SCREW	SCHRAUBE
11	684A0022		1	VERIN	RAM	ZYLINDER
12	684A0035	11	1	PISTON	PISTON	KOLBEN
13	684A0034	11	1	VIS	SCREW	SCHRAUBE
14	684A0033	11	1	RESSORT	SPRING	FEDER
15	684A0040	11	1	CLAPET DE SECURITE	SAFETY VALVE	SICHERHEITSVENTIL
16	684A0041	11	1	POCHETTE DE JOINTS	SEAL (KIT)	DICHTRING (BAUSATZ)
17	684A0036	11	1	TIGE DE VERIN	CYLINDER ROD	KOLBENSTANGE
18	684A0032		1	POCHETTE DE JOINTS	SEAL (KIT)	DICHTRING (BAUSATZ)
19	684A0037	11	1	CIRCLIP	CIRCLIP	SICHERUNGSRING
20	684A0038	11	1	JONC D'ARRET	STOP WEDDING RING	ANSCHLAGSSCHEIBE
21	684A0039	11	1	PISTON	PISTON	KOLBEN
22	684A0042	11	1	CORPS DE VERIN	CYLINDER HOUSING	ZYLINDERGEHAEUSE

PORTE-OUTILS (LEHNHOFF)
TOOLS-HOLDER (LEHNHOFF)
WERKZEUGETRAGER (LEHNHOFF)

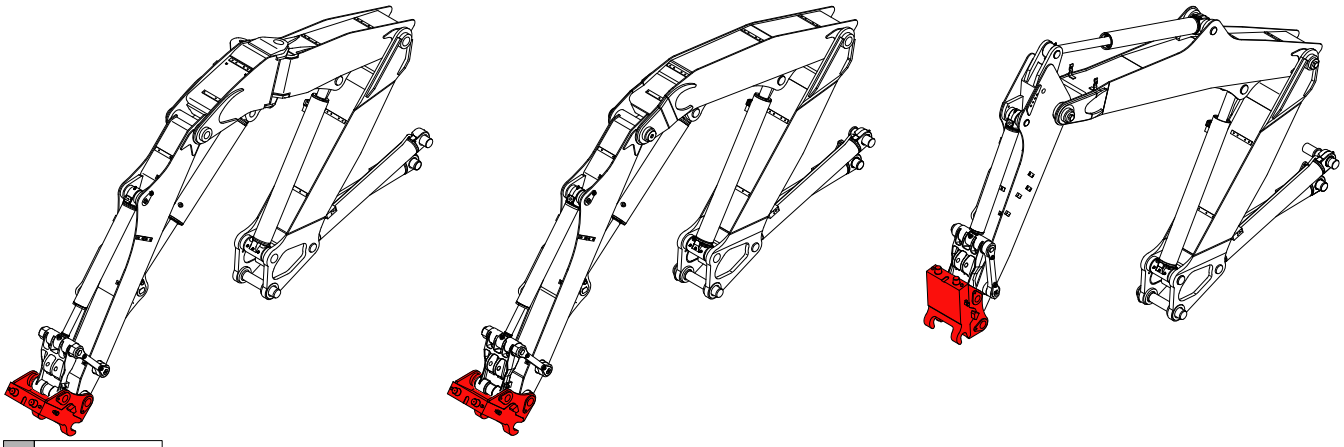

1	3831437

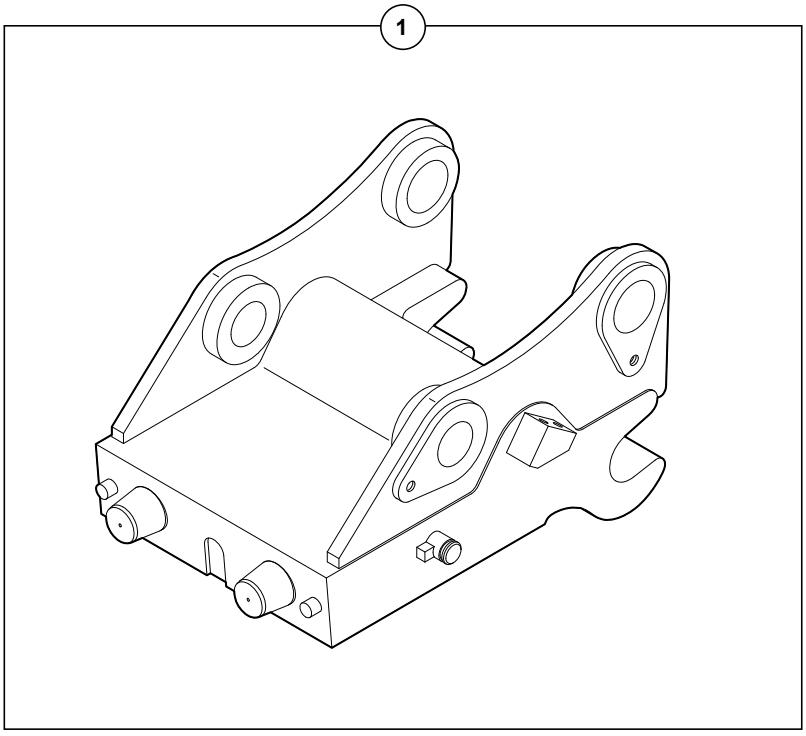

714MW_5400703_68_52_1A.eps

PORTE-OUTILS (LEHNHOFF)
TOOLS-HOLDER (LEHNHOFF)
WERKZEUGETRAGER (LEHNHOFF)

1	3831437	1	PORTE-OUTILS	TOOLS-HOLDER	WERKZEUGETRAGER

PORTE-OUTILS RATTRAPAGE DE JEU AVEC CROCHET
TOOLS-HOLDER PLAY TAKE-UP WITH HOOK
WERKZEUGETRÄGE SPIELAUSGLEICH MIT HAKEN

→ 80397&84003
+80390

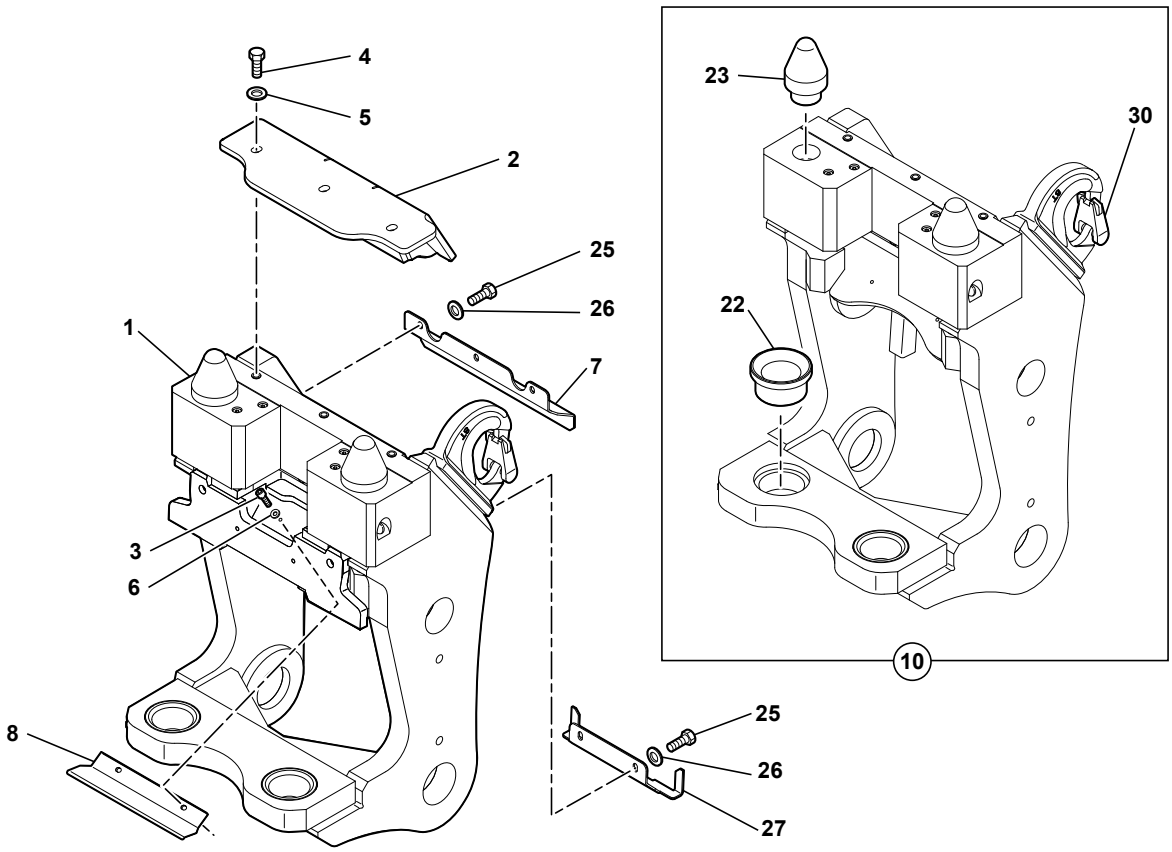

1	7030339
2	3831697
3	4290183
4	4380068
5	4490019
6	4490014
7	3630461
8	5040959
9	4290016
10	5460497
11	4810089
12	3970129
13	3831692
14	4810094
15	5580008
16	3420850
17	4490003
18	4380060
19	4410020
20	3780213
21	4490029
22	3880089
23	3780152
24	4380065
25	4780043
26	4490006
27	3560790
28	4450082
29	4490019
30	483A0007

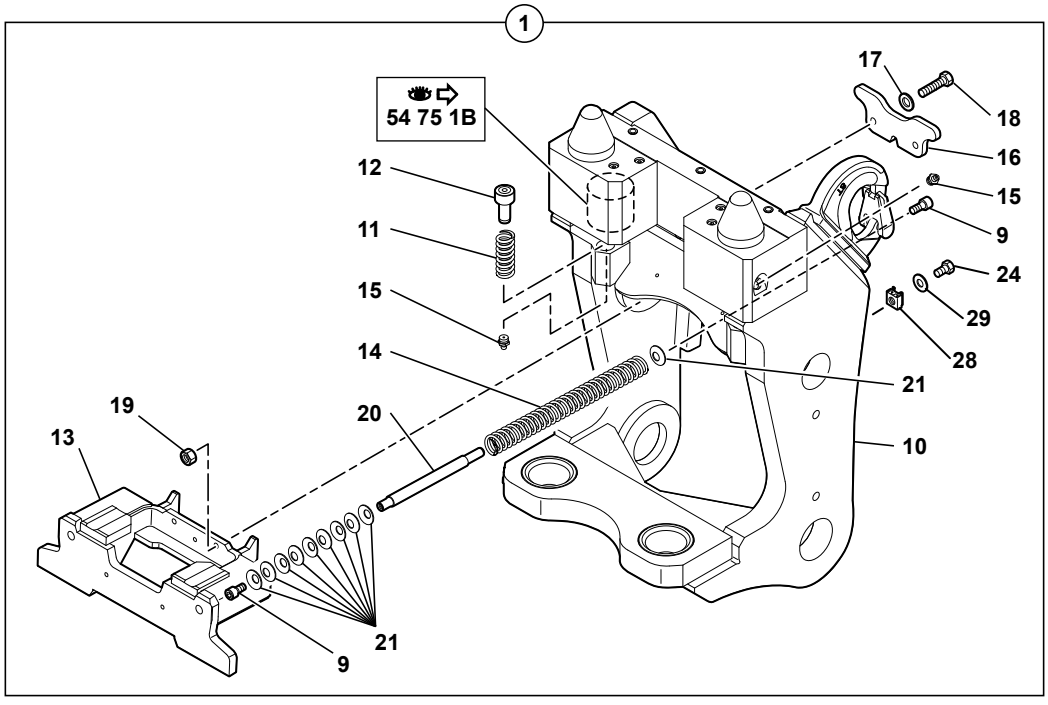

714MW_5400703_68_53_1A.eps

PORTE-OUTILS RATTRAPAGE DE JEU AVEC CROCHET
TOOLS-HOLDER PLAY TAKE-UP WITH HOOK
WERKZEUGETRAGE SPIELAUSGLEICH MIT HAKEN

→ 80397&84003
+80390

1	7030339			1	PORTE-OUTILS	TOOLS-HOLDER	WERKZEUGETRAGER
2	3831697			1	PROTECTEUR	PROTECTOR	SCHUTZ
3	4290183		CHC M6X16	2	VIS	SCREW	SCHRAUBE
4	4380068		H M12X30	3	VIS	SCREW	SCHRAUBE
5	4490019		CONTACT MU12	3	RONDELLE	WASHER	UNTERLEGSCHEIBE
6	4490014		CONTACT MU6	2	RONDELLE	WASHER	UNTERLEGSCHEIBE
7	3630461			1	CAPOT	HOOD	HAUBE
8	5040959			1	PROTECTEUR	PROTECTOR	SCHUTZ
9	4290016	1	CHC M8X16	4	VIS	SCREW	SCHRAUBE
10	5460497	1		1	PORTE-OUTILS	TOOLS-HOLDER	WERKZEUGETRAGER
11	4810089	1		2	RESSORT	SPRING	FEDER
12	3970129	1		2	PATIN	SKID	KUFE
13	3831692	1		1	COULISSEAU	SLIDER BEARING	GLEITLAGER
14	4810094	1		2	RESSORT	SPRING	FEDER
15	5580008	1	M10X1	4	GRAISSEUR	GREASE FITING	SCHMIERNIPPEL
16	3420850	1		1	PLAQUE	PLATE	PLATTE
17	4490003	1	CONTACT MU10	2	RONDELLE	WASHER	UNTERLEGSCHEIBE
18	4380060	1	H M10X35	2	VIS	SCREW	SCHRAUBE
19	4410020	1	H M10	2	ECROU	NUT	MUTTER
20	3780213	1		2	TIGE	BAR	STANGE
21	4490029	1		20	RONDELLE RESSORT	SPRING WASHER	FEDERSCHEIBE
22	3880089	10		2	FRETTE	HOOP	EISENRING
23	3780152	10		2	CONE	CONE	KEGEL
24	4380065	1	H M12X20	1	VIS	SCREW	SCHRAUBE
25	4380043		H M8X20	5	VIS	SCREW	SCHRAUBE
26	4490006		CONTACT MU8	5	RONDELLE	WASHER	UNTERLEGSCHEIBE
27	3560790			1	PLAQUE	PLATE	PLATTE
28	4450082	1	M12	1	ECROU EN CAGE	CAGE NUT	KAFFIG MUTTER
29	4490019	1	CONTACT MU12	1	RONDELLE	WASHER	UNTERLEGSCHEIBE
* 30	483A0007	10		1	KIT: LANGUETTE	KIT: TONGUE	BAUSATZ: LASCHE

BRIDES / ÉQUIPEMENT
FLANGES / ATTACHMENT
FLANCH / ANBAU

→ 80396&84002
-80390

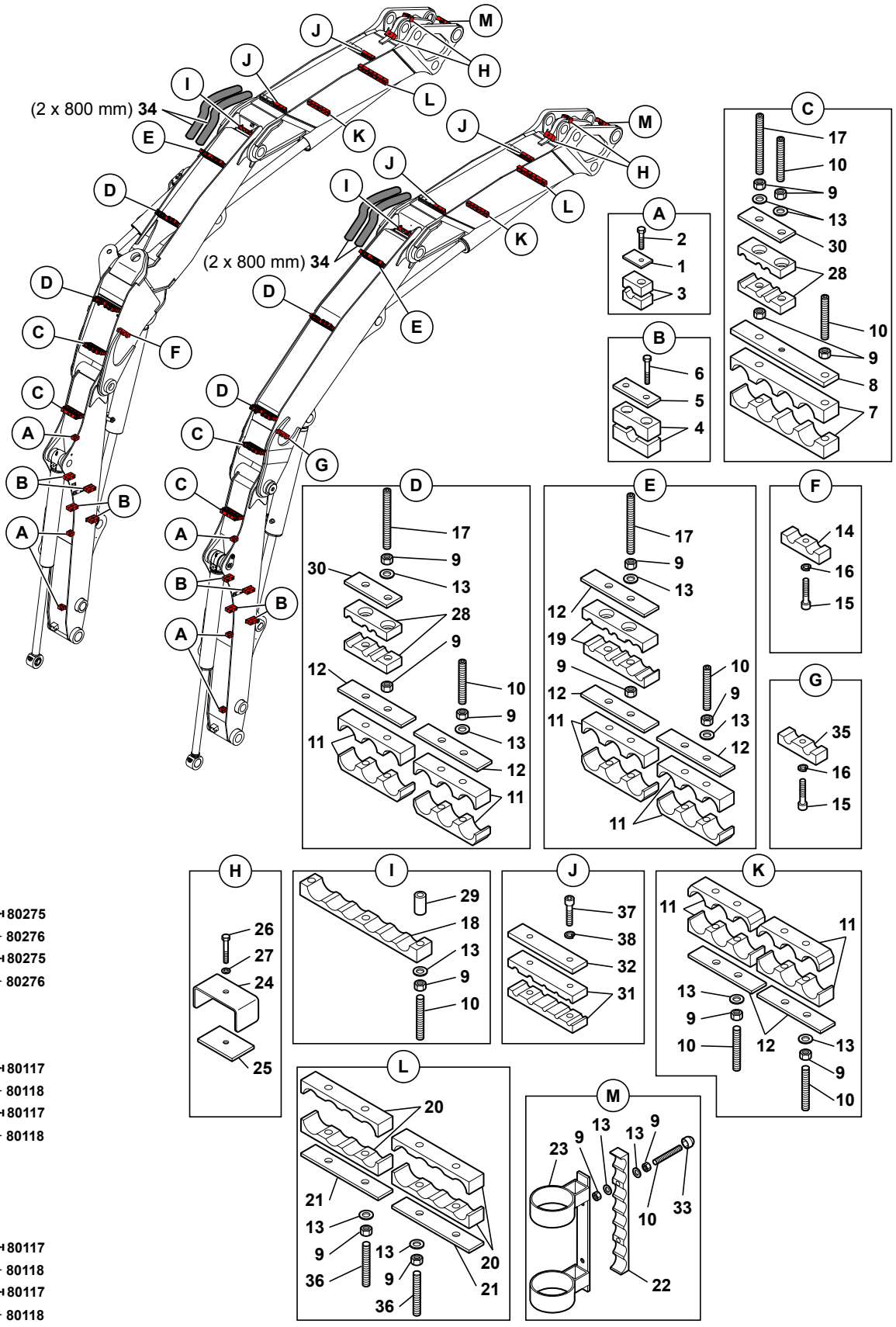

1	3280188	
2	4380034	
3	4690591	
4	4690697	
5	3310318	
6	4380061	
7	4690885	
8	3280276	
9	4410020	
10	4300038	
11	4690860	
12	3280278	
13	4460034	
14	4690871	
15	4290087	
16	4470017	
17	4300042	
18	4690866	
19	4690883	
20	4690887	
21	3280272	
22	4690890	
23	3831313	
24	3590294	
25	4880010	
26	4380025	→I 80275
	4380047	→ 80276
27	4460018	→I 80275
	4460025	→ 80276
28	4690884	
29	3870357	
30	3280280	
31	4690882	→I 80117
	4690915	→ 80118
32	3280277	→I 80117
	3280291	→ 80118
33	5040915	
34	5040913	
35	4690899	
36	4300041	
37	4290087	→I 80117
	4290015	→ 80118
38	4470017	→I 80117
	4470014	→ 80118

714MW_5400703_68_60_1A.eps

BRIDES/EQUIPEMENT
FLANGES/ATTACHMENT
FLANCH/ANBAU

→| 80396&84002
-80390

1	3280188		3	PLAQUE	PLATE	PLATTE
2	4380034	H M6X30	3	VIS	SCREW	SCHRAUBE
3	4690591		3	BRIDE	FLANGE	FLANSCH
4	4690697		4	BRIDE	FLANGE	FLANSCH
5	3310318		4	PLAQUE	PLATE	PLATTE
6	4380061	H M10X70	8	VIS	SCREW	SCHRAUBE
7	4690885		2	BRIDE	FLANGE	FLANSCH
8	3280276		2	PLAQUE	PLATE	PLATTE
9	4410020	H M10	45	ECROU	NUT	MUTTER
10	4300038	HC M10X70	11	GOUJON	STUD	STIFT
11	4690860		8	BRIDE	FLANGE	FLANSCH
12	3280278		9	PLAQUE	PLATE	PLATTE
13	4460034	MU10	29	RONDELLE	WASHER	UNTERLEGSCHEIBE
14	4690871		1	BRIDE SUPERIEURE	SUPERIOR FLANGE	HOHERFLANSCH
15	4290087	CHC M10X45	1	VIS	SCREW	SCHRAUBE
16	4470017	W10	1	RONDELLE FREIN	LOCK WASHER	FEDERRING
17	4300042	HC M10X110	8	GOUJON	STUD	STIFT
18	4690866		1	BRIDE	FLANGE	FLANSCH
19	4690883		1	BRIDE	FLANGE	FLANSCH
20	4690887		2	BRIDE	FLANGE	FLANSCH
21	3280272		2	PLAQUE	PLATE	PLATTE
22	4690890		1	BRIDE	FLANGE	FLANSCH
23	3831313		1	BRIDE TOURNANTE	ROTATING FLANGE	ROTIERENDE FLANSCH
24	3590294		2	PROTECTION EN TOLE	COVER PLATE	SCHUTZBLECH
25	4880010		2	BANDE	TAPE	STREIFEN
26	4380025	→| 80275 / H M6X40	2	VIS	SCREW	SCHRAUBE
26	4380047	|→ 80276 / H M8X40	2	VIS	SCREW	SCHRAUBE
27	4460018	→| 80275 / MU6	2	RONDELLE	WASHER	UNTERLEGSCHEIBE
27	4460025	|→ 80276 / MU8	2	RONDELLE	WASHER	UNTERLEGSCHEIBE
28	4690884		4	BRIDE	FLANGE	FLANSCH
29	3870357		2	ENTRETOISE	SPACER	ABSTANDSTUECK
30	3280280		4	PLAQUE	PLATE	PLATTE
31	4690882	→| 80117	2	BRIDE	FLANGE	FLANSCH
31	4690915	|→ 80118	2	BRIDE	FLANGE	FLANSCH
32	3280277	→| 80117	2	PLAQUE	PLATE	PLATTE
32	3280291	|→ 80118	2	PLAQUE	PLATE	PLATTE
33	5040915		4	CAPUCHON	COWL	HAUBE
34	5040913	←→ 2X800 mm	SB	GAINE	SHEATH	HUELLE
35	4690899		1	BRIDE	FLANGE	FLANSCH
36	4300041	HC M10X80	4	GOUJON	STUD	STIFT
37	4290087	→| 80117 / M10X45	2	VIS	SCREW	SCHRAUBE
37	4290015	|→ 80118 / M8X45	4	VIS	SCREW	SCHRAUBE
38	4470017	→| 80117 / W10	2	RONDELLE FREIN	LOCK WASHER	FEDERRING
38	4470014	|→ 80118 / W8	4	RONDELLE FREIN	LOCK WASHER	FEDERRING

BRIDES / ÉQUIPEMENT
FLANGES / ATTACHMENT
FLANCH / ANBAU

⟼ 80397&84003
+80390

1	3280287
2	4380035
3	4690908
4	4690697
5	3310318
6	4380061
7	4690885
8	3280276
9	4410020
10	4300038
11	4690860
12	3280278
13	4460034
14	4690871
15	4290087
16	4470017
17	4300042
18	4690866
19	4690883
20	4690887
21	3280272
22	4690890
23	3831313
24	3590304
25	4880010
26	S
27	S
28	4690884
29	3870357
30	3280280
31	4690915
32	3280291
33	5040915
34	5040913
35	4690899
36	4300041
37	4290015
38	4470014
39	4690905
40	4380025
41	3320101
42	3831821
43	3610431
44	4690454
45	4300056
46	4490014
47	4450026
48	K7032040
49	K7032041
50	3831941
51	3831936
52	3831937
53	4490003
54	K7032046
55	4240029
56	3280369

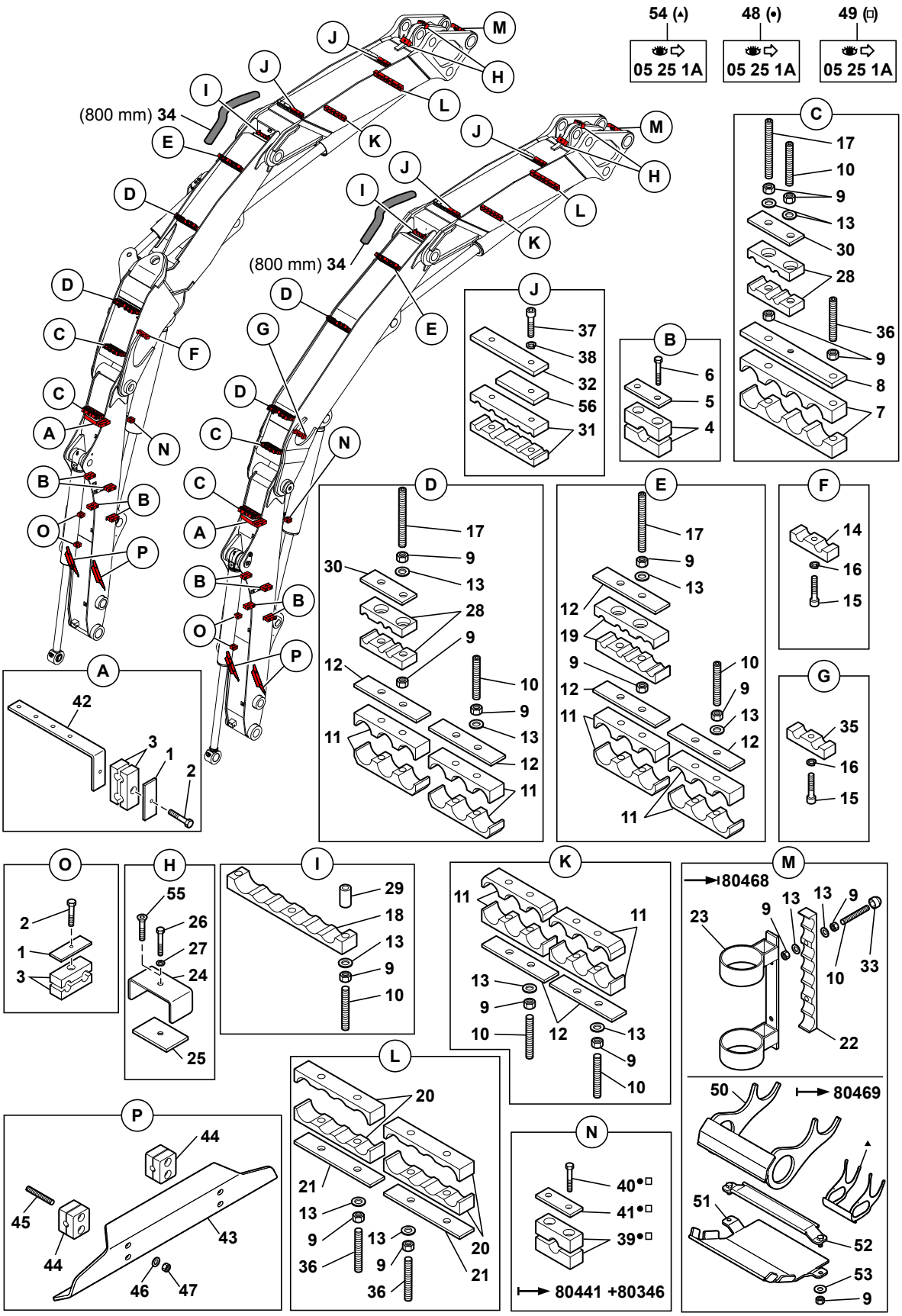

714MW_5400703_68_60_1B.eps

BRIDES/EQUIPEMENT
FLANGES/ATTACHMENT
FLANCH/ANBAU

→ 80397&84003
+80390

1	3280287			3	PLAQUE	PLATE	PLATTE
2	4380035		H M6X35	3	VIS	SCREW	SCHRAUBE
3	4690908			3	BRIDE	FLANGE	FLANSCH
4	4690697			4	BRIDE	FLANGE	FLANSCH
5	3310318			4	PLAQUE	PLATE	PLATTE
6	4380061		H M10X70	8	VIS	SCREW	SCHRAUBE
7	4690885			2	BRIDE	FLANGE	FLANSCH
8	3280276			2	PLAQUE	PLATE	PLATTE
9	4410020		H M10	45	ECROU	NUT	MUTTER
10	4300038		HC M10X70	9	GOUJON	STUD	STIFT
11	4690860			8	BRIDE	FLANGE	FLANSCH
12	3280278			9	PLAQUE	PLATE	PLATTE
13	4460034		MU10	29	RONDELLE	WASHER	UNTERLEGSCHEIBE
14	4690871			1	BRIDE SUPERIEURE	SUPERIOR FLANGE	HOHERFLANSCH
15	4290087		CHC M10X45	1	VIS	SCREW	SCHRAUBE
16	4470017		W10	1	RONDELLE FREIN	LOCK WASHER	FEDERRING
17	4300042		HC M10X110	8	GOUJON	STUD	STIFT
18	4690866			1	BRIDE	FLANGE	FLANSCH
19	4690883			1	BRIDE	FLANGE	FLANSCH
20	4690887			2	BRIDE	FLANGE	FLANSCH
21	3280272			2	PLAQUE	PLATE	PLATTE
22	4690890			1	BRIDE	FLANGE	FLANSCH
23	3831313			1	BRIDE TOURNANTE	ROTATING FLANGE	ROTIERENDE FLANSCH
24	3590304	●○	3590294	2	PROTECTION EN TOLE	COVER PLATE	SCHUTZBLECH
25	4880010			2	BANDE	TAPE	STREIFEN
26	4380047	S	H M8X40	2	VIS	SCREW	SCHRAUBE
27	4460025	S	MU8	2	RONDELLE	WASHER	UNTERLEGSCHEIBE
28	4690884			4	BRIDE	FLANGE	FLANSCH
29	3870357			2	ENTRETOISE	SPACER	ABSTANDSTUECK
30	3280280			4	PLAQUE	PLATE	PLATTE
31	4690915			2	BRIDE	FLANGE	FLANSCH
32	3280291			2	PLAQUE	PLATE	PLATTE
33	5040915			4	CAPUCHON	COWL	HAUBE
34	5040913	↔	800 mm	SB	GAINE	SHEATH	HUELLE
35	4690899			1	BRIDE	FLANGE	FLANSCH
36	4300041		HC M10X80	6	GOUJON	STUD	STIFT
37	4290015		CHC M8X45	4	VIS	SCREW	SCHRAUBE
38	4470014		W8	4	RONDELLE FREIN	LOCK WASHER	FEDERRING
39	4690905	48-49		1	BRIDE	FLANGE	FLANSCH
40	4380025	48-49	H M6X40	2	VIS	SCREW	SCHRAUBE
41	3320101	48-49		1	PLAQUE	PLATE	PLATTE
42	3831821			1	SUPPORT	BRACKET	TRAEGER
43	3610431			2	PROTECTEUR	PROTECTOR	SCHUTZ
* 44	4690454			4	BRIDE	FLANGE	FLANSCH

BRIDES / ÉQUIPEMENT
FLANGES / ATTACHMENT
FLANCH / ANBAU

⟼ 80397&84003
+80390

1	3280287
2	4380035
3	4690908
4	4690697
5	3310318
6	4380061
7	4690885
8	3280276
9	4410020
10	4300038
11	4690860
12	3280278
13	4460034
14	4690871
15	4290087
16	4470017
17	4300042
18	4690866
19	4690883
20	4690887
21	3280272
22	4690890
23	3831313
24	3590304
25	4880010
26	S
27	S
28	4690884
29	3870357
30	3280280
31	4690915
32	3280291
33	5040915
34	5040913
35	4690899
36	4300041
37	4290015
38	4470014
39	4690905
40	4380025
41	3320101
42	3831821
43	3610431
44	4690454
45	4300056
46	4490014
47	4450026
48	K7032040
49	K7032041
50	3831941
51	3831936
52	3831937
53	4490003
54	K7032046
55	4240029
56	3280369

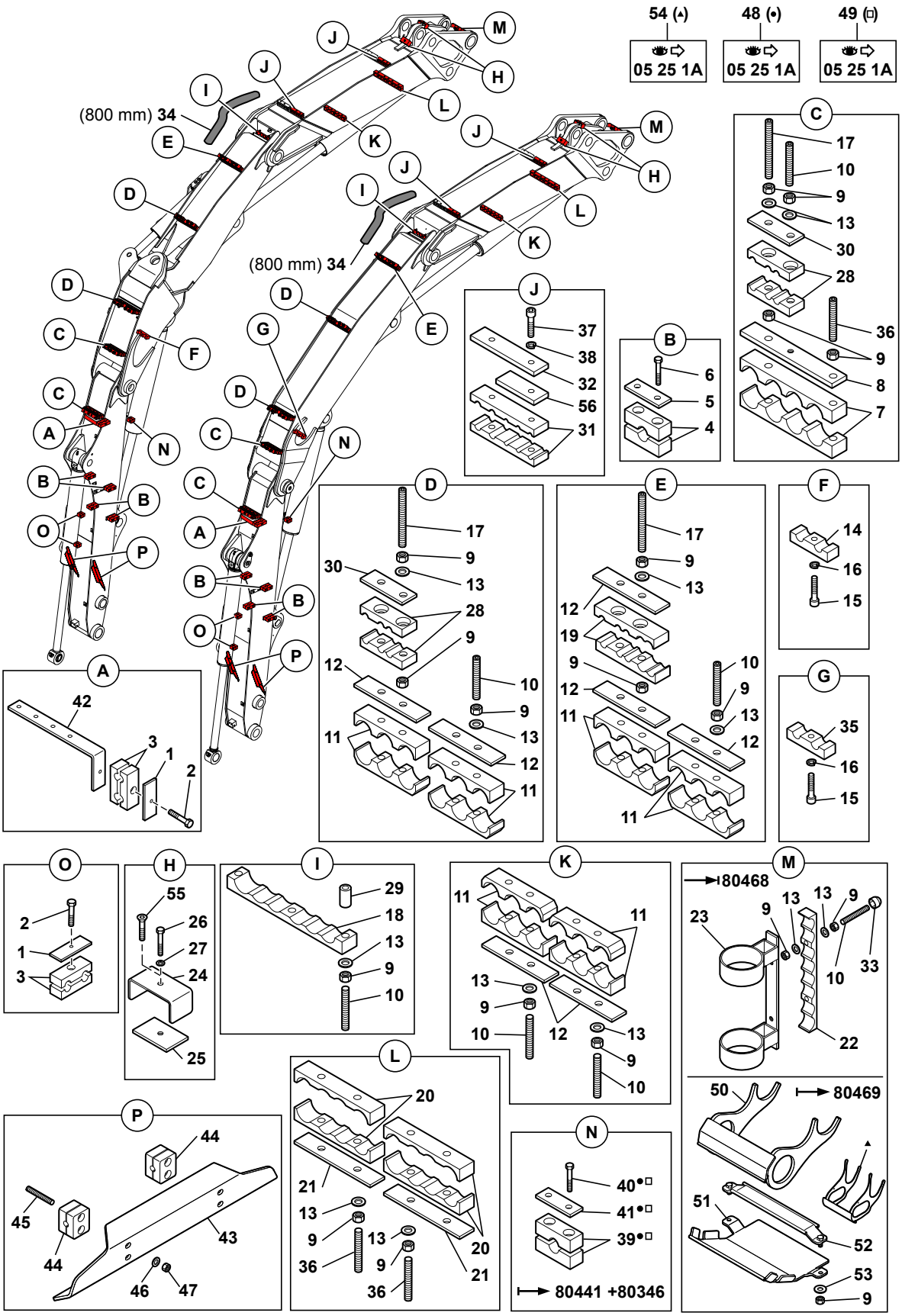

714MW_5400703_68_60_1B.eps

BRIDES/EQUIPEMENT
FLANGES/ATTACHMENT
FLANCH/ANBAU

→ 80397&84003
+80390

*	45	4300056		HC M6X40	8	GOUJON	STUD	STIFT
	46	4490014		CONTACT MU6	8	RONDELLE	WASHER	UNTERLEGSCHEIBE
*	47	4450026		NYLSTOP M6	8	ECROU	NUT	MUTTER
	48	K7032040		05 25 1A	PM	TUBE (JEU)	TUBE (KIT)	ROHR (BAUSATZ)
	49	K7032041		05 25 1A	PM	TUBE (JEU)	TUBE (KIT)	ROHR (BAUSATZ)
	50	3831941			1	BRIDE	FLANGE	FLANSCH
	51	3831936			1	BRIDE	FLANGE	FLANSCH
	52	3831937			1	BRIDE	FLANGE	FLANSCH
	53	4490003		CONTACT MU10	2	RONDELLE	WASHER	UNTERLEGSCHEIBE
	54	K7032046		05 25 1A	PM	KIT : PROTECTION FLEXIBLES	KIT: HOSES PROTECTION	BAUSAZT : SCHUTZ SCHLAUCHE
	55	4240029		FHC M8X35	2	VIS	SCREW	SCHRAUBE
	56	3280369			1	ENTRETOISE	SPACER	ABSTANDSTUECK

BRIDES / ÉQUIPEMENT : CLAPETS DE SÉCURITÉ (OPTION)
FLANGES / ATTACHMENT: SAFETY VALVE (OPTION)
FLANCH / ANBAU : SICHEREITSVENTIL (OPTION)

1	4690884	
2	3280280	
3	4300042	
4	4410020	
5	4460034	
6	3280278	
7	4690883	
8	4290009	
9	4690882	→ 80117
	4690915	→ 80118
10	3280277	→ 80117
	3280291	→ 80118
11	4290087	→ 80117
	4290015	→ 80118
12	4470017	→ 80117
	4470014	→ 80118
13	4690851	
14	3280287	
15	4290037	

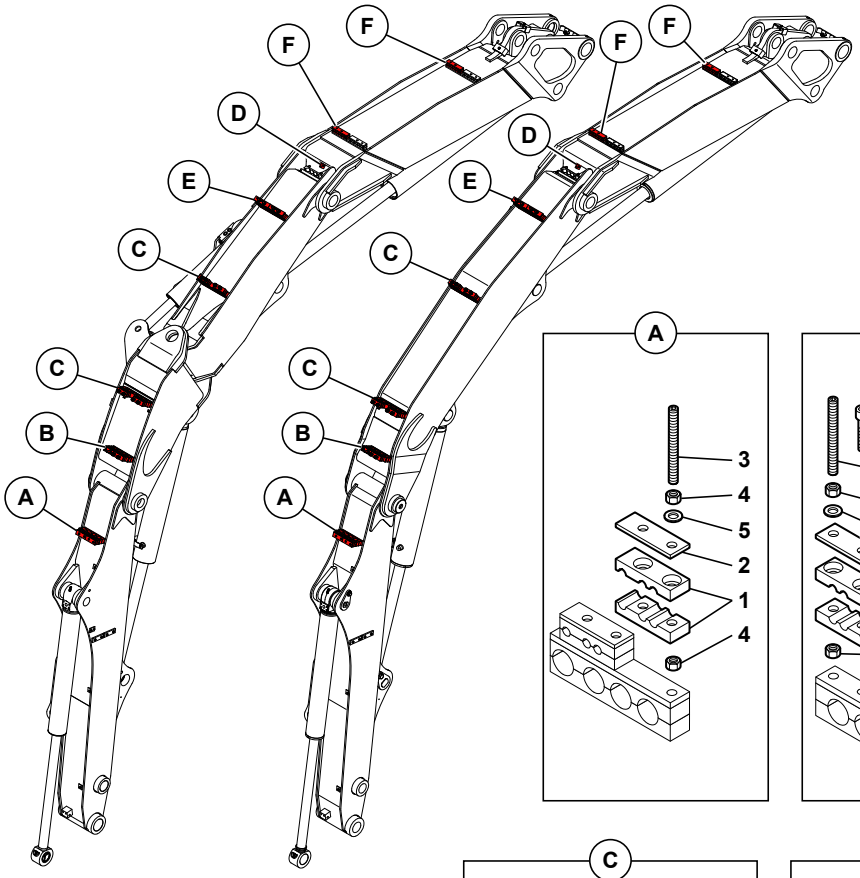

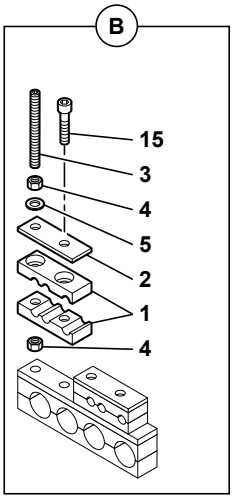

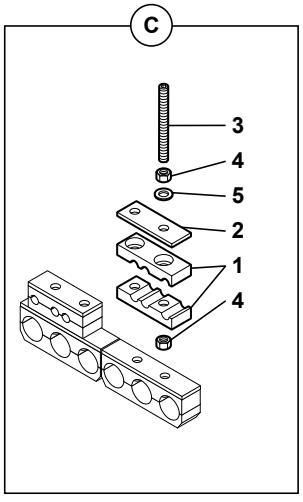

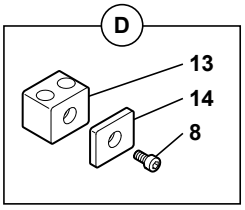

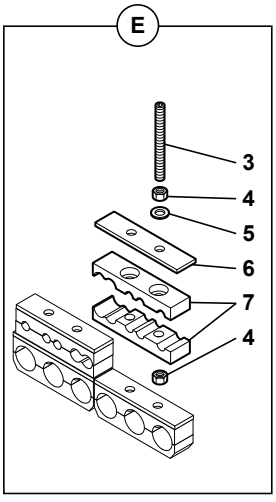

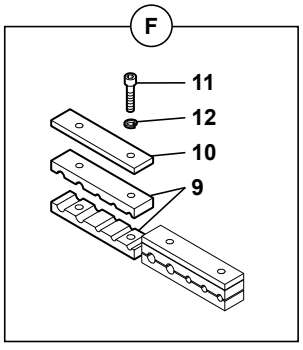

714MW_5400703_68_60_2A.eps

BRIDES/ EQUIPEMENT: CLAPETS DE SECURITE (OPTION)
FLANGES/ATTACHMENT: SAFETY VALVE (OPTION)
FLANCH/ANBAU: SICHEREITSVENTIL (OPTION)

1	4690884		4	BRIDE	FLANGE	FLANSCH
2	3280280		4	PLAQUE	PLATE	PLATTE
3	4300042	HC M10X110	10	GOUJON	STUD	STIFT
4	4410020	H M10	14	ECROU	NUT	MUTTER
5	4460034	MU10	10	RONDELLE	WASHER	UNTERLEGSCHEIBE
6	3280278		1	PLAQUE	PLATE	PLATTE
7	4690883		1	BRIDE	FLANGE	FLANSCH
8	4290009	CHC M6X35	1	VIS	SCREW	SCHRAUBE
9	4690882	→| 80117	2	BRIDE	FLANGE	FLANSCH
9	4690915	|→ 80118	2	BRIDE	FLANGE	FLANSCH
10	3280277	→| 80117	2	PLAQUE	PLATE	PLATTE
10	3280291	|→ 80118	2	PLAQUE	PLATE	PLATTE
11	4290087	→| 80117 / M10X45	2	VIS	SCREW	SCHRAUBE
11	4290015	|→ 80118 / M8X45	4	VIS	SCREW	SCHRAUBE
12	4470017	→| 80117 / W10	2	RONDELLE FREIN	LOCK WASHER	FEDERRING
12	4470014	|→ 80118 / W8	4	RONDELLE FREIN	LOCK WASHER	FEDERRING
13	4690851		1	BRIDE	FLANGE	FLANSCH
14	3280287		1	PLAQUE	PLATE	PLATTE
15	4290037	CHC M10X60	1	VIS	SCREW	SCHRAUBE

BRIDES / ÉQUIPEMENT : RETOUR MARTEAU (OPTION)
FLANGES / ATTACHMENT: HAMMER RETURN (OPTION)
FLANCH / ANBAU : HAMMER-RÜCKLAUFLEITUNG (OPTION)

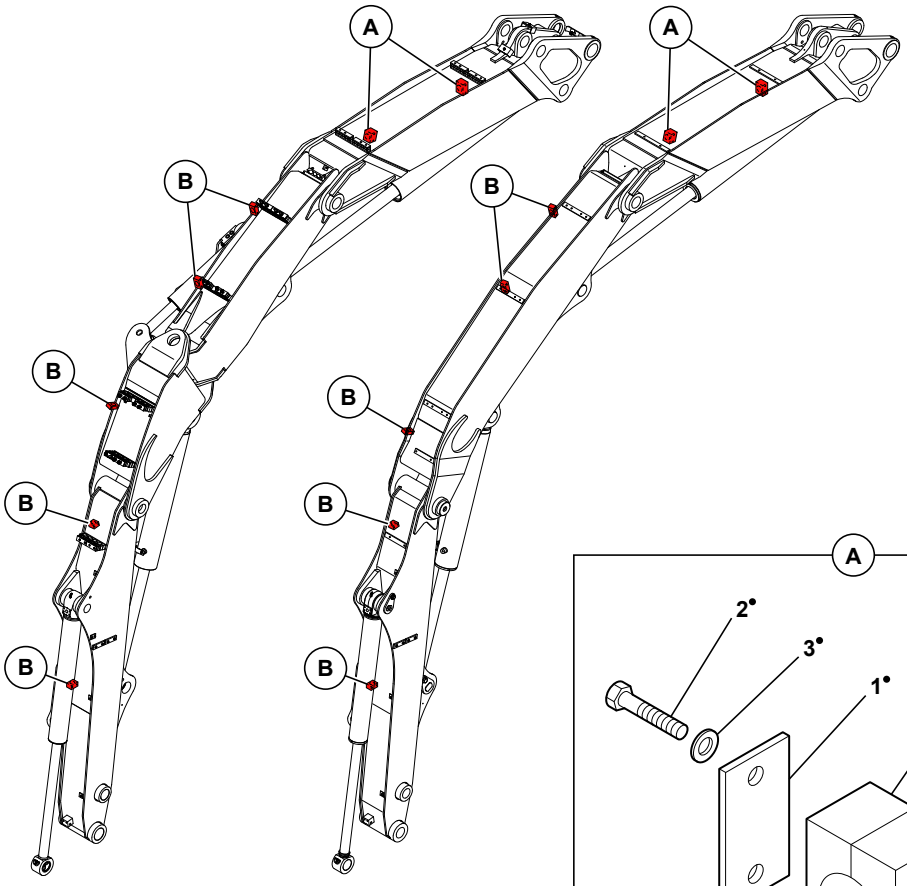

8 (•)
05 15 1A

1	3320100
2	4380027
3	4460114
4	4690881
5	3310318
6	4290137
7	4690698
8	K7030098
9	3250412

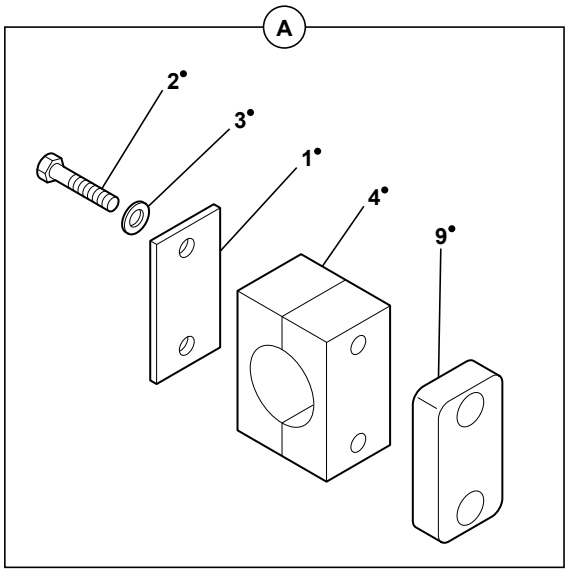

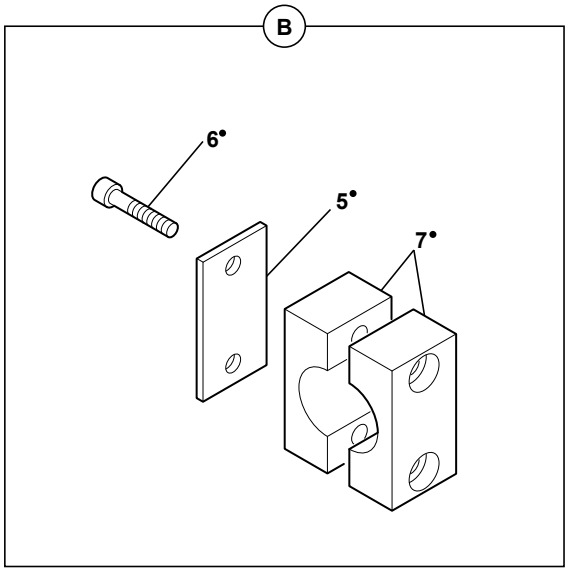

714MW_5400703_68_60_3A.eps

BRIDES/EQUIPEMENT: RETOUR MARTEAU (OPTION)
FLANGES/ATTACHMENT: HAMMER RETURN (OPTION)
FLANCH/ANBAU: HAMMER-RUCKLAUFLEITUNG (OPTION)

1	3320100	8		2	PLAQUE	PLATE	PLATTE
2	4380027	8	H M6X60	4	VIS	SCREW	SCHRAUBE
3	4460114	8		4	RONDELLE	WASHER	UNTERLEGSCHEIBE
4	4690881	8		2	BRIDE	FLANGE	FLANSCH
5	3310318	8	3280279	5	PLAQUE	PLATE	PLATTE
6	4290137	8	CHC M10X70	10	VIS	SCREW	SCHRAUBE
7	4690698	8	4690889	5	BRIDE	FLANGE	FLANSCH
8	K7030098			PM	KIT : RETOUR MARTEAU	KIT: HAMMER RETURN	BAUSATZ : HAMMER-RUCKLAUFLEITUNG
9	3250412	8		2	SUPPORT	BRACKET	TRAEGER

BRIDES / ÉQUIPEMENT : BENNE PRENEUSE (OPTION)
FLANGES / ATTACHMENT: CLAM-SHELL (OPTION)
FLANCH / ANBAU : GREIFER (OPTION)

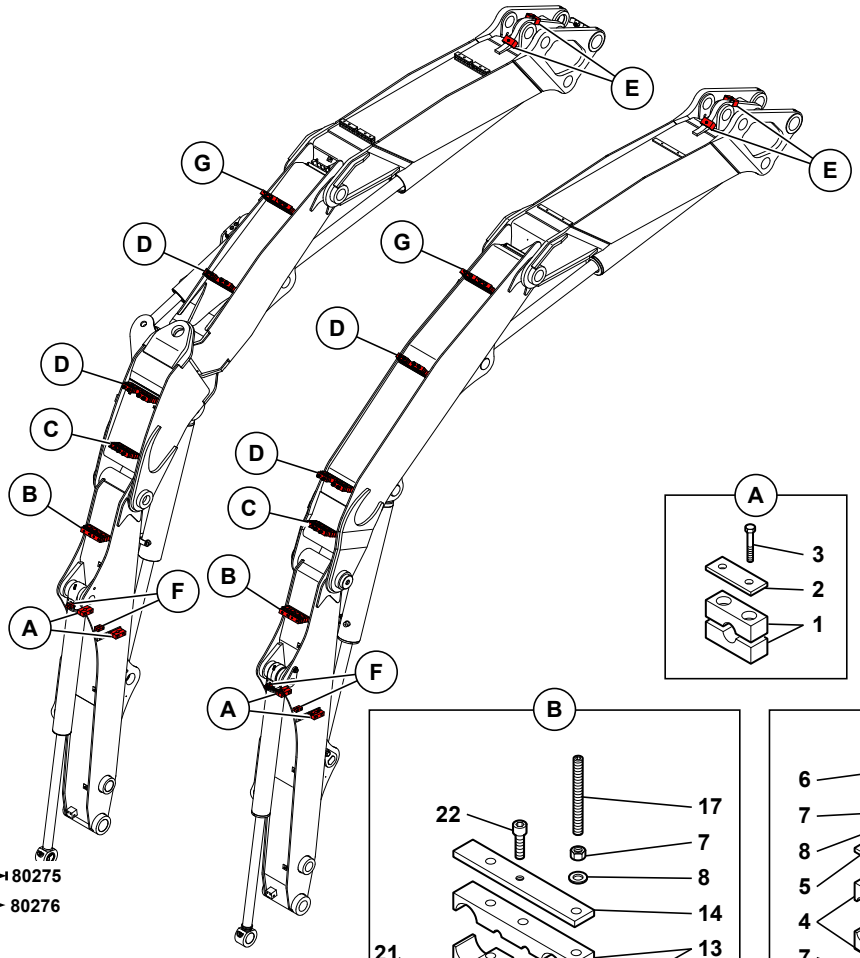

1	4690697	
2	3310318	
3	4380061	
4	4690886	
5	3280278	
6	4300037	
7	4410020	
8	4460034	
9	4300038	
10	4690458	
11	3280177	
12	4380025	
13	4690894	
14	3280284	
15	4690883	
16	4460018	→ 80275
	S	→ 80276
17	4300042	
18	3590303	
19	4880010	
20	4380025	→ 80275
	S	→ 80276
21	4290087	
22	4290037	
23	4240029	

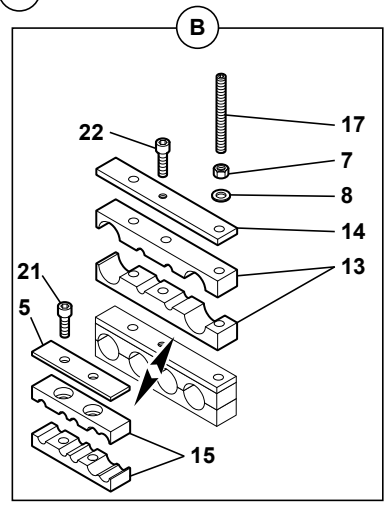

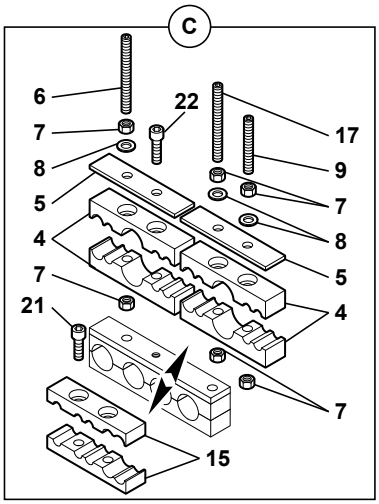

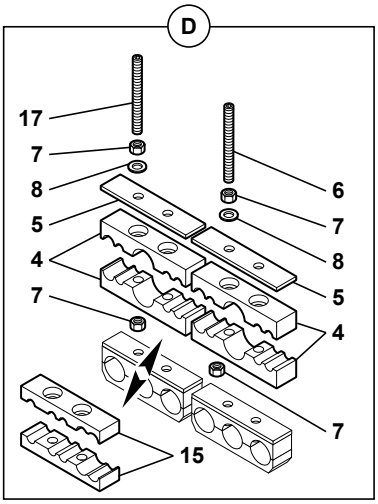

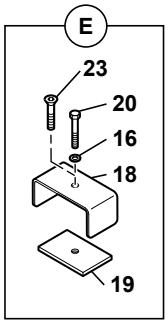

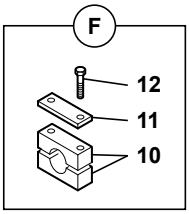

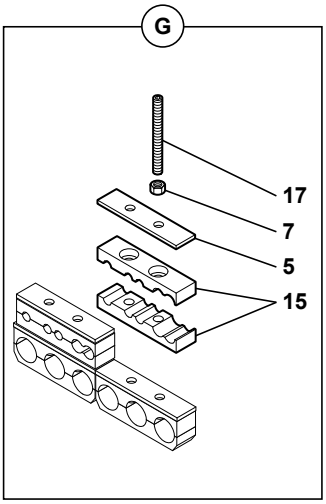

714MW_5400703_68_60_4A.eps

BRIDES/EQUIPEMENT: BENNE PRENEUSE (OPTION)
FLANGES/ATTACHMENT: CLAM-SHELL (OPTION)
FLANCH/ANBAU : GREIFER (OPTION)

	1	4690697		2	BRIDE	FLANGE	FLANSCH
	2	3310318		2	PLAQUE	PLATE	PLATTE
	3	4380061	H M10X70	4	VIS	SCREW	SCHRAUBE
	4	4690886		6	BRIDE	FLANGE	FLANSCH
	5	3280278		11	PLAQUE	PLATE	PLATTE
	6	4300037	HC M10X130	4	GOUJON	STUD	STIFT
*	7	4410020	H M10	15	ECROU	NUT	MUTTER
*	8	4460034	MU10	11	RONDELLE	WASHER	UNTERLEGSCHEIBE
*	9	4300038	HC M10X70	1	GOUJON	STUD	STIFT
	10	4690458		2	BRIDE	FLANGE	FLANSCH
	11	3280177		2	PLAQUE	PLATE	PLATTE
	12	4380025	H M6X40	4	VIS	SCREW	SCHRAUBE
	13	4690894		1	BRIDE	FLANGE	FLANSCH
	14	3280284		1	PLAQUE	PLATE	PLATTE
	15	4690883		5	BRIDE	FLANGE	FLANSCH
	16	4460018	→I 80275 / MU6	2	RONDELLE	WASHER	UNTERLEGSCHEIBE
*	16	4460025	I→ 80276 / MU8	2	RONDELLE	WASHER	UNTERLEGSCHEIBE
*	16		S				
	17	4300042	HC M10X110	10	GOUJON	STUD	STIFT
*	18	3590303	●○ 3590288	2	PROTECTION EN TOLE	COVER PLATE	SCHUTZBLECH
	19	4880010		2	BANDE	TAPE	STREIFEN
	20	4380025	→I 80275 / H M6X40	2	VIS	SCREW	SCHRAUBE
*	20	4380047	I→ 80276 / H M8X40	2	VIS	SCREW	SCHRAUBE
*	20		S				
*	21	4290087	CHC M10X45	2	VIS	SCREW	SCHRAUBE
*	22	4290037	CHC M10X60	2	VIS	SCREW	SCHRAUBE
*	23	4240029	FHC M8X35	2	VIS	SCREW	SCHRAUBE

BRIDES / ÉQUIPEMENT (PORTE-OUTILS VOLVO)
FLANGES / ATTACHMENT (TOOLS-HOLDER VOLVO)
FLANCH / ANBAU (WERKZEUGETRAGER VOLVO)

1	3280175
2	4690594
3	4290013
4	3280188
5	4690591
6	4380034
7	3280287
8	4690908
9	4290009
10	2010078
11	3831821

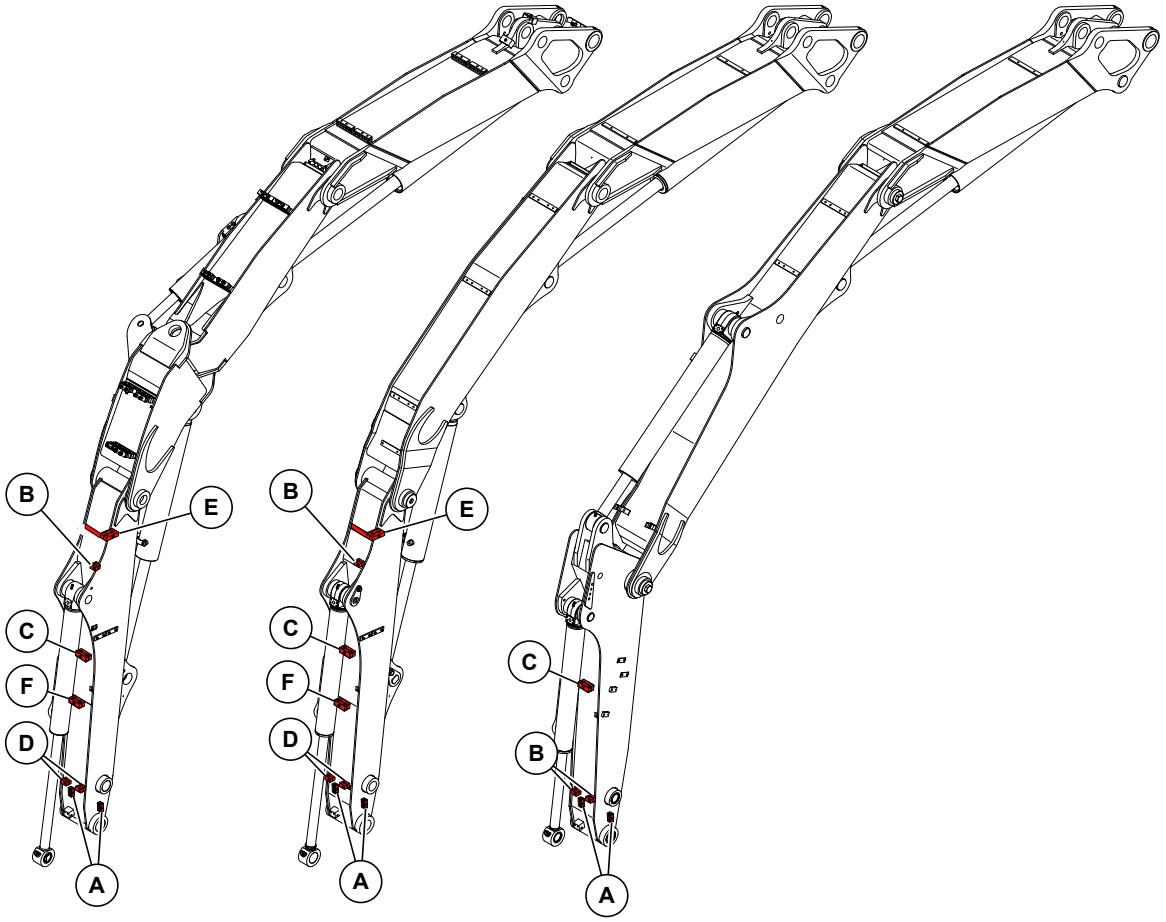

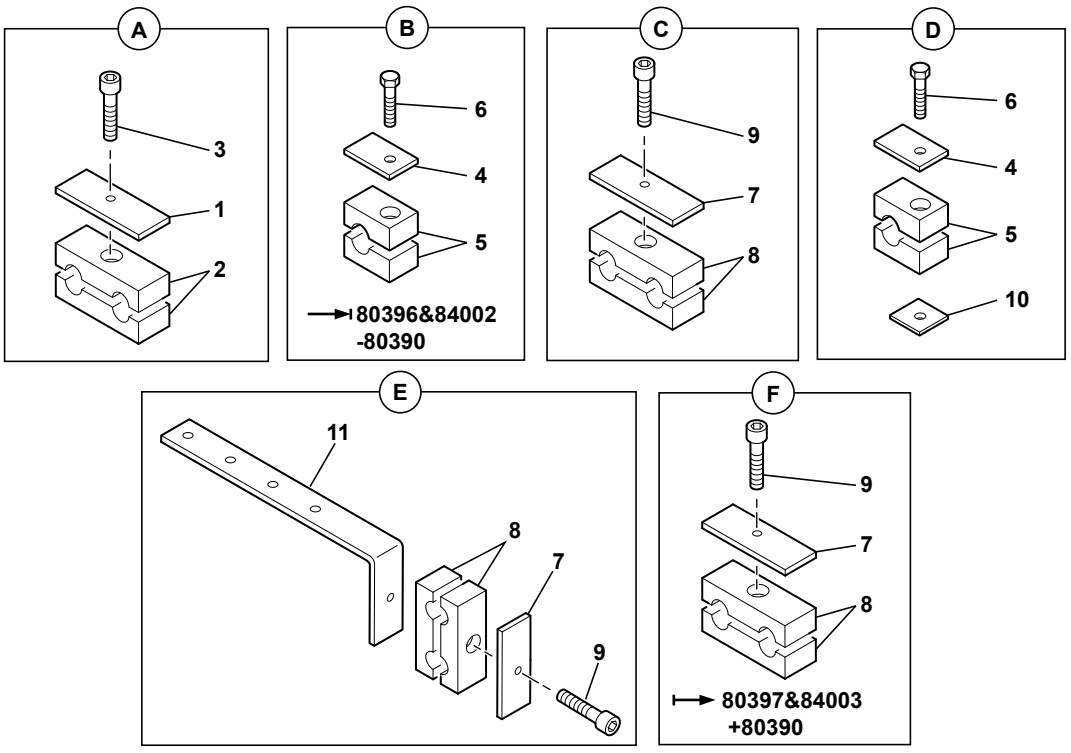

714MW_5400703_68_60_5A.eps

BRIDES/EQUIPEMENT (PORTE-OUTILS VOLVO)
FLANGES/ATTACHMENT (TOOLS-HOLDER VOLVO)
FLANCH/ANBAU (WERKZEUGETRAGER VOLVO)

	1	3280175		2	PLAQUE	PLATE	PLATTE
	2	4690594		2	BRIDE	FLANGE	FLANSCH
	3	4290013	CHC M8X35	2	VIS	SCREW	SCHRAUBE
	4	3280188		3	PLAQUE	PLATE	PLATTE
	5	4690591		3	BRIDE	FLANGE	FLANSCH
	6	4380034	H M6X30	3	VIS	SCREW	SCHRAUBE
*	7	3280287		3	PLAQUE	PLATE	PLATTE
*	8	4690908		3	BRIDE	FLANGE	FLANSCH
*	9	4290009	CHC M6X35	3	VIS	SCREW	SCHRAUBE
	10	2010078	⧗ 3 mm	2	CALE	SHIM	KEIL
*	11	3831821		1	SUPPORT	BRACKET	TRAEGER

BRIDES / ÉQUIPEMENT (PORTE-OUTILS LEHNHOFF)
FLANGES / ATTACHMENT (TOOLS-HOLDER LEHNHOFF)
FLANCH / ANBAU (WERKZEUGETRAGER LEHNHOFF)

1	3280175
2	4690594
3	4290013
4	3280188
5	4690591
6	4380034
7	3280287
8	4690908
9	4290009
10	3831821

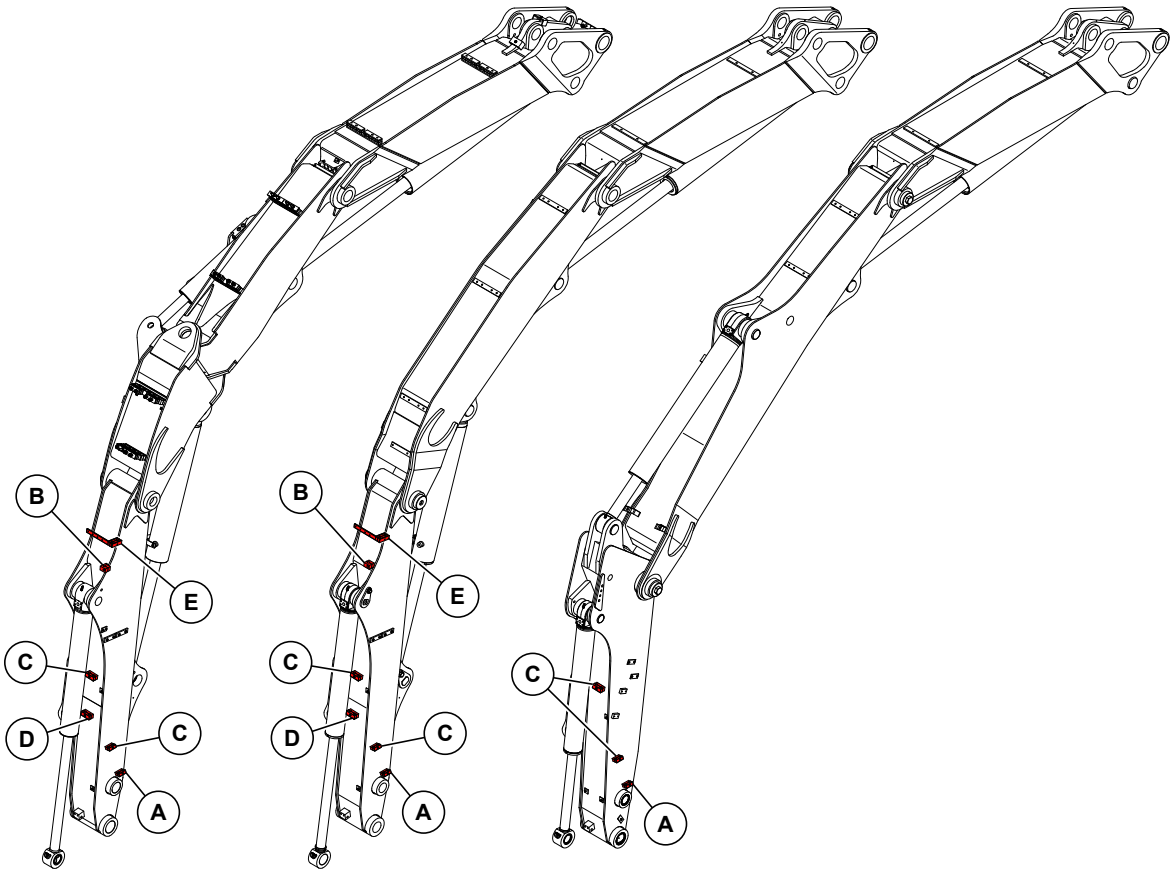

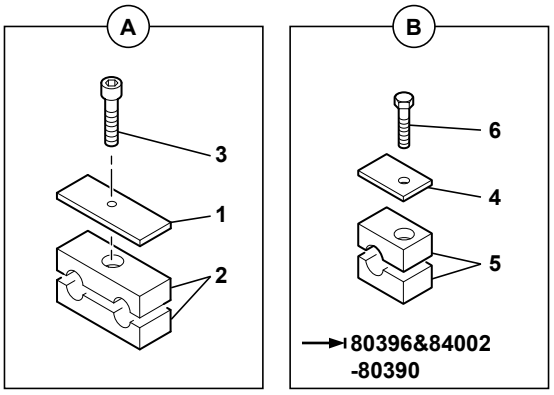

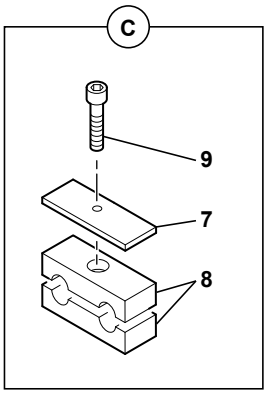

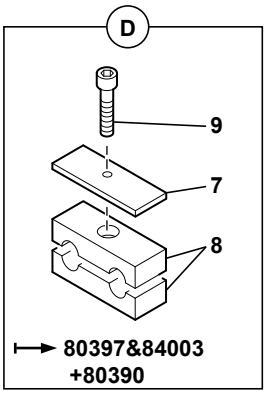

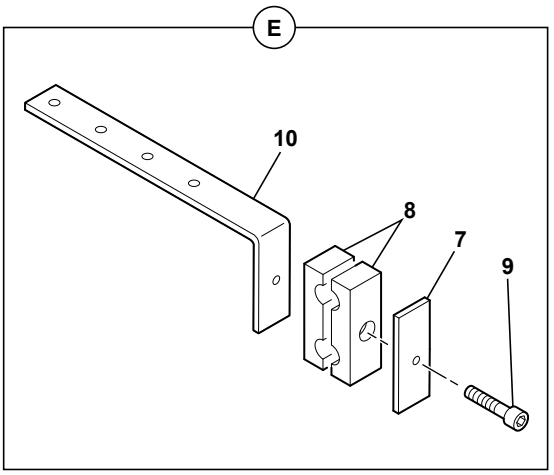

714MW_5400703_68_60_6A.eps

BRIDES/EQUIPEMENT (PORTE-OUTILS LEHNHOFF)
FLANGES/ATTACHMENT (TOOLS-HOLDER LEHNHOFF)
FLANCH/ANBAU (WERKZEUGETRAGER LEHNHOFF)

	1	3280175		1	PLAQUE	PLATE	PLATTE
	2	4690594		1	BRIDE	FLANGE	FLANSCH
	3	4290013	CHC M8X35	1	VIS	SCREW	SCHRAUBE
	4	3280188		1	PLAQUE	PLATE	PLATTE
	5	4690591		1	BRIDE	FLANGE	FLANSCH
	6	4380034	H M6X30	1	VIS	SCREW	SCHRAUBE
*	7	3280287		4	PLAQUE	PLATE	PLATTE
*	8	4690908		4	BRIDE	FLANGE	FLANSCH
*	9	4290009	CHC M6X35	4	VIS	SCREW	SCHRAUBE
*	10	3831821		1	SUPPORT	BRACKET	TRAEGER

BRIDES / ÉQUIPEMENT (PELLE)
FLANGES / ATTACHMENT (EXCAVATOR)
FLANCH / ANBAU (BAGGER)

→I 80396&84002
-80390

1	3280188	
2	4380034	
3	4690591	
4	4690904	
5	3280288	
6	4380027	
7	3620267	
8	4290033	
9	4410020	
10	4300038	
11	4690860	
12	3280278	
13	4460034	
14	4690902	
15	4290087	→I 80117
	4290015	→ 80118
16	4470017	→I 80117
	4470014	→ 80118
17	4300042	
18	4690866	
19	4690883	
20	4690887	
21	3280272	
22	4690890	
23	3831313	
24	3590304	
25	4880010	
26	4380025	→I 80275
	4380047	→ 80276
27	4460018	→I 80275
	4460025	→ 80276
28	4690884	
29	3870357	
30	3280280	
31	4690882	→I 80117
	4690915	→ 80118
32	3280277	→I 80117
	3280291	→ 80118
33	5040915	
34	5040913	
35	4300037	
36	4690903	
37	4300041	

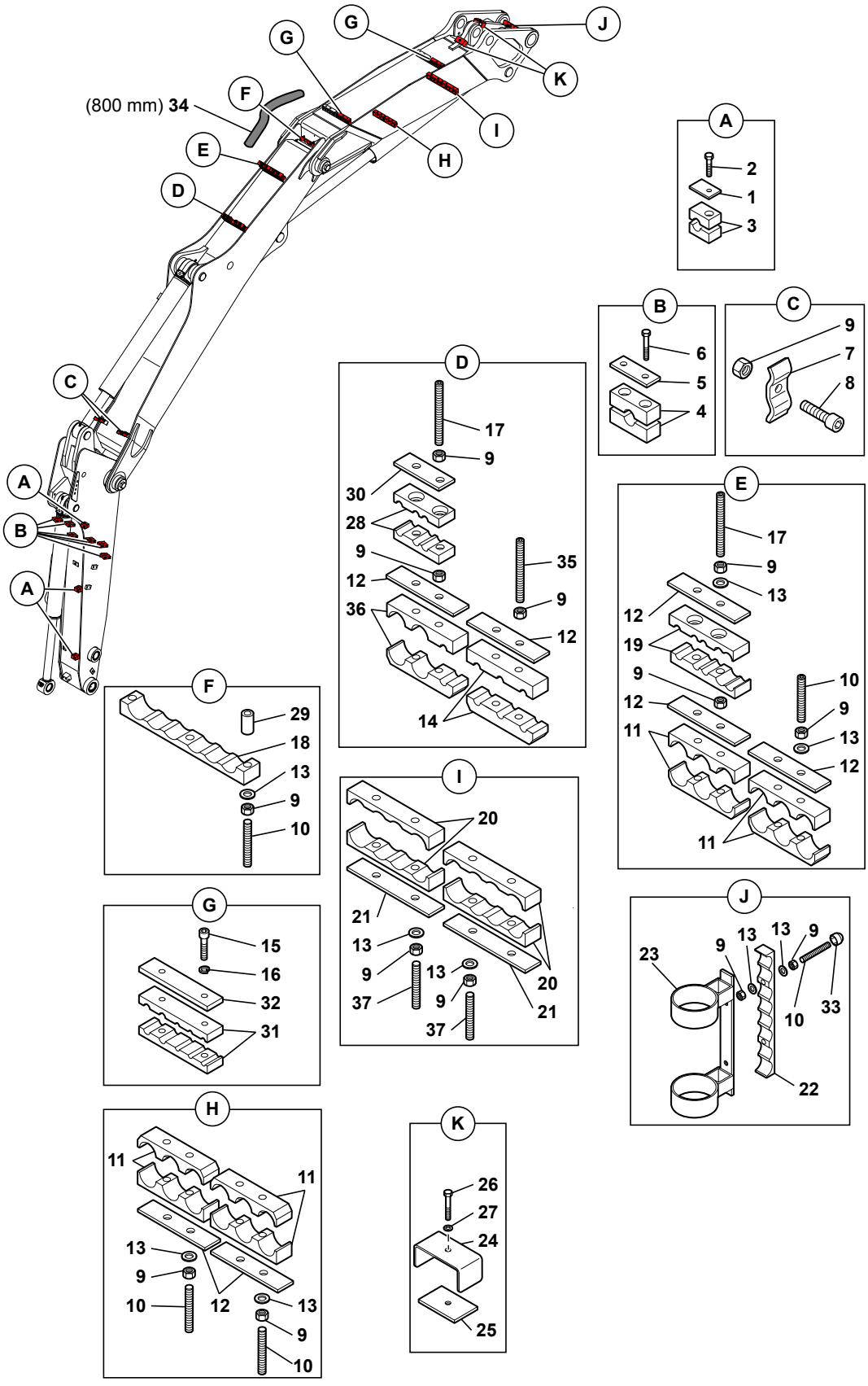

714MW_5400703_68_61_1A.eps

BRIDES/EQUIPEMENT (PELLE)
FLANGES/ATTACHMENT (EXCAVATOR)
FLANCH/ANBAU (BAGGER)

→| 80396&84002
-80390

1	3280188			3	PLAQUE	PLATE	PLATTE
2	4380034		H M6X30	3	VIS	SCREW	SCHRAUBE
3	4690591			3	BRIDE	FLANGE	FLANSCH
4	4690904			6	BRIDE	FLANGE	FLANSCH
5	3280288			6	PLAQUE	PLATE	PLATTE
6	4380027		H M6X60	12	VIS	SCREW	SCHRAUBE
7	3620267			2	DEMI-BRIDE	HALF-FLANGE	HALBFLANSCHE
8	4290033		CHC M10X35	2	VIS	SCREW	SCHRAUBE
* 9	4410020		H M10	27	ECROU	NUT	MUTTER
10	4300038		HC M10X70	15	GOUJON	STUD	STIFT
11	4690860			2	BRIDE	FLANGE	FLANSCH
12	3280278			4	PLAQUE	PLATE	PLATTE
13	4460034		MU10	19	RONDELLE	WASHER	UNTERLEGSCHEIBE
14	4690902			1	BRIDE	FLANGE	FLANSCH
15	4290087	→|	80117 / M10X45	2	VIS	SCREW	SCHRAUBE
15	4290015	|→	80118 / M8X45	4	VIS	SCREW	SCHRAUBE
16	4470017	→|	80117 / W10	2	RONDELLE FREIN	LOCK WASHER	FEDERRING
16	4470014	|→	80118 / W8	4	RONDELLE FREIN	LOCK WASHER	FEDERRING
17	4300042		HC M10X110	4	GOUJON	STUD	STIFT
18	4690866			1	BRIDE	FLANGE	FLANSCH
19	4690883			1	BRIDE	FLANGE	FLANSCH
20	4690887			2	BRIDE	FLANGE	FLANSCH
21	3280272			2	PLAQUE	PLATE	PLATTE
22	4690890			1	BRIDE	FLANGE	FLANSCH
23	3831313			1	BRIDE TOURNANTE	ROTATING FLANGE	ROTIERENDE FLANSCH
24	3590304	●○	3590294	2	PROTECTION EN TOLE	COVER PLATE	SCHUTZBLECH
25	4880010			2	BANDE	TAPE	STREIFEN
26	4380025	→|	80275 / H M6X40	2	VIS	SCREW	SCHRAUBE
26	4380047	|→	80276 / H M8X40	2	VIS	SCREW	SCHRAUBE
27	4460018	→|	80275 / MU6	2	RONDELLE	WASHER	UNTERLEGSCHEIBE
27	4460025	|→	80276 / MU8	2	RONDELLE	WASHER	UNTERLEGSCHEIBE
28	4690884			1	BRIDE	FLANGE	FLANSCH
29	3870357			2	ENTRETOISE	SPACER	ABSTANDSTUECK
30	3280280			1	PLAQUE	PLATE	PLATTE
31	4690882	→|	80117	2	BRIDE	FLANGE	FLANSCH
31	4690915	|→	80118	2	BRIDE	FLANGE	FLANSCH
32	3280277	→|	80117	2	PLAQUE	PLATE	PLATTE
32	3280291	|→	80118	2	PLAQUE	PLATE	PLATTE
33	5040915			4	CAPUCHON	COWL	HAUBE
34	5040913	←→	800 mm	SB	GAINE	SHEATH	HUELLE
35	4300037		HC M10X130	2	GOUJON	STUD	STIFT
36	4690903			1	BRIDE	FLANGE	FLANSCH
37	4300041		HC M10X80	4	GOUJON	STUD	STIFT

BRIDES / ÉQUIPEMENT (PELLE)
FLANGES / ATTACHMENT (EXCAVATOR)
FLANCH / ANBAU (BAGGER)

⟼ 80397&84003
+80390

1	3280287
2	4380035
3	4690908
4	4690904
5	3280288
6	4380027
7	3620267
8	4290033
9	4410020
10	4300038
11	4690860
12	3280278
13	4460034
14	4690902
15	4290015
16	4470014
17	4300042
18	4690866
19	4690883
20	4690887
21	3280272
22	4690890
23	3831313
24	3590304
25	4880010
26	S
27	S
28	4690884
29	3870357
30	3280280
31	4690915
32	3280291
33	5040915
34	5040913
35	4300037
36	4690903
37	4300041
38	3831941
39	3831936
40	3831937
41	4490003
42	K7032046
43	4240029
44	3610431
45	4690454
46	4300056
47	4490014
48	4450026

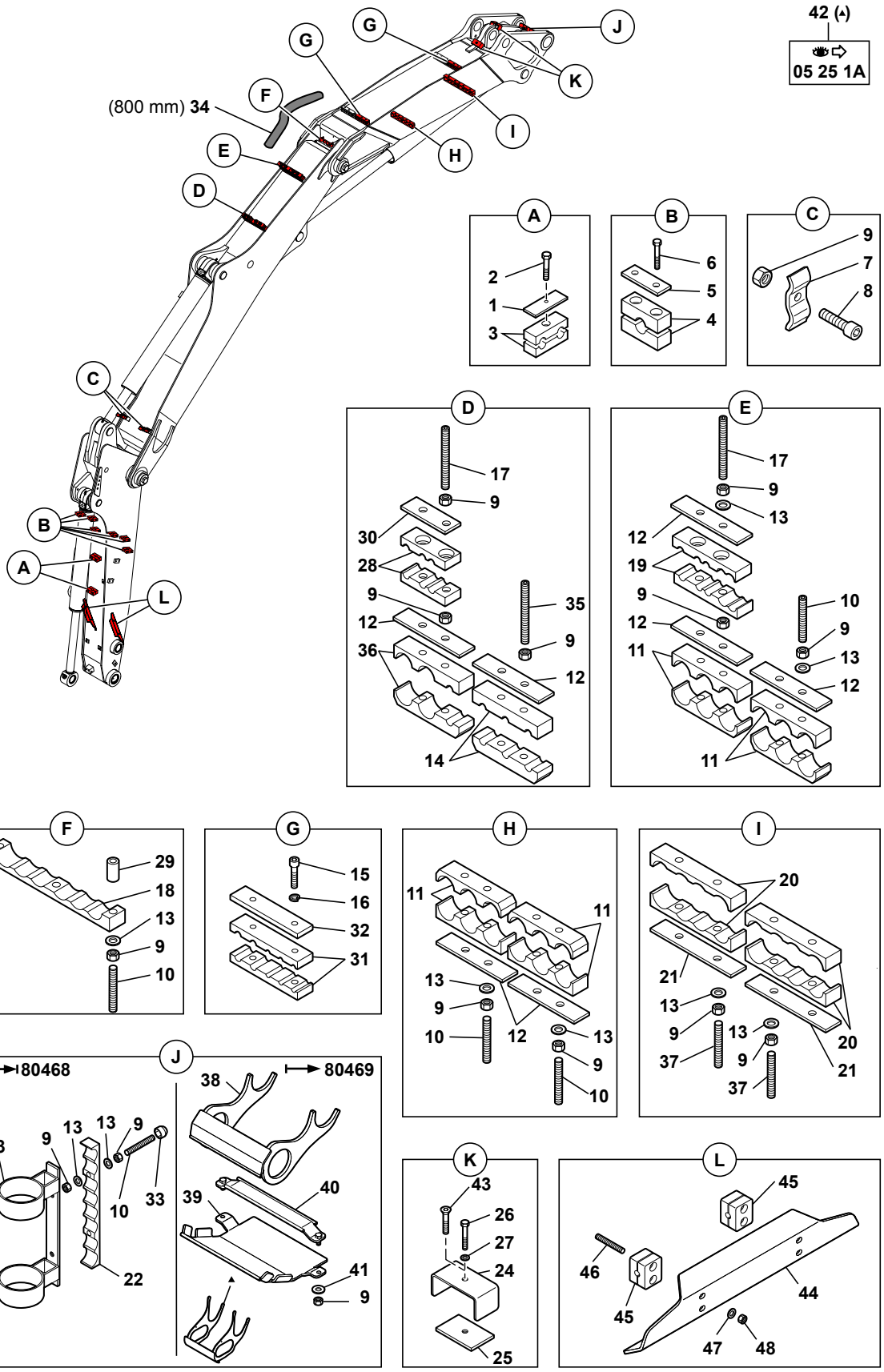

714MW_5400703_68_61_1B.eps

BRIDES/EQUIPEMENT (PELLE)
FLANGES/ATTACHMENT (EXCAVATOR)
FLANCH/ANBAU (BAGGER)

→ 80397&84003
+80390

*	1	3280287		2	PLAQUE	PLATE	PLATTE
*	2	4380035	H M6X35	2	VIS	SCREW	SCHRAUBE
*	3	4690908		2	BRIDE	FLANGE	FLANSCH
*	4	4690904		6	BRIDE	FLANGE	FLANSCH
*	5	3280288		6	PLAQUE	PLATE	PLATTE
*	6	4380027	H M6X60	12	VIS	SCREW	SCHRAUBE
*	7	3620267		2	DEMI-BRIDE	HALF-FLANGE	HALBFLANSCHE
*	8	4290033	CHC M10X35	2	VIS	SCREW	SCHRAUBE
*	9	4410020	H M10	29	ECROU	NUT	MUTTER
*	10	4300038	HC M10X70	15	GOUJON	STUD	STIFT
*	11	4690860		2	BRIDE	FLANGE	FLANSCH
*	12	3280278		4	PLAQUE	PLATE	PLATTE
*	13	4460034	MU10	19	RONDELLE	WASHER	UNTERLEGSCHEIBE
*	14	4690902		1	BRIDE	FLANGE	FLANSCH
*	15	4290015	CHC M8X45	4	VIS	SCREW	SCHRAUBE
*	16	4470014	W8	4	RONDELLE FREIN	LOCK WASHER	FEDERRING
*	17	4300042	HC M10X110	4	GOUJON	STUD	STIFT
*	18	4690866		1	BRIDE	FLANGE	FLANSCH
*	19	4690883		1	BRIDE	FLANGE	FLANSCH
*	20	4690887		2	BRIDE	FLANGE	FLANSCH
*	21	3280272		2	PLAQUE	PLATE	PLATTE
*	22	4690890		1	BRIDE	FLANGE	FLANSCH
*	23	3831313		1	BRIDE TOURNANTE	ROTATING FLANGE	ROTIERENDE FLANSCH
*	24	3590304	3590294	2	PROTECTION EN TOLE	COVER PLATE	SCHUTZBLECH
*	25	4880010		2	BANDE	TAPE	STREIFEN
*	26	4380047	S H M8X40	2	VIS	SCREW	SCHRAUBE
*	27	4460025	S MU8	2	RONDELLE	WASHER	UNTERLEGSCHEIBE
*	28	4690884		1	BRIDE	FLANGE	FLANSCH
*	29	3870357		2	ENTRETOISE	SPACER	ABSTANDSTUECK
*	30	3280280		1	PLAQUE	PLATE	PLATTE
*	31	4690915		2	BRIDE	FLANGE	FLANSCH
*	32	3280291		2	PLAQUE	PLATE	PLATTE
*	33	5040915		4	CAPUCHON	COWL	HAUBE
*	34	5040913	↔ 800 mm	SB	GAINE	SHEATH	HUELLE
*	35	4300037	HC M10X130	2	GOUJON	STUD	STIFT
*	36	4690903		1	BRIDE	FLANGE	FLANSCH
*	37	4300041	HC M10X80	4	GOUJON	STUD	STIFT
*	38	3831941		1	BRIDE	FLANGE	FLANSCH
*	39	3831936		1	BRIDE	FLANGE	FLANSCH
*	40	3831937		1	BRIDE	FLANGE	FLANSCH
*	41	4490003	CONTACT MU10	2	RONDELLE	WASHER	UNTERLEGSCHEIBE
*	42	K7032046	05 25 1A	PM	KIT : PROTECTION FLEXIBLES	KIT: HOSES PROTECTION	BAUSAZT : SCHUTZ SCHLAUCHE
*	43	4240029	FHC M8X35	2	VIS	SCREW	SCHRAUBE

BRIDES / ÉQUIPEMENT (PELLE)
FLANGES / ATTACHMENT (EXCAVATOR)
FLANCH / ANBAU (BAGGER)

⟼ 80397&84003
+80390

1	3280287
2	4380035
3	4690908
4	4690904
5	3280288
6	4380027
7	3620267
8	4290033
9	4410020
10	4300038
11	4690860
12	3280278
13	4460034
14	4690902
15	4290015
16	4470014
17	4300042
18	4690866
19	4690883
20	4690887
21	3280272
22	4690890
23	3831313
24	3590304
25	4880010
26	S
27	S
28	4690884
29	3870357
30	3280280
31	4690915
32	3280291
33	5040915
34	5040913
35	4300037
36	4690903
37	4300041
38	3831941
39	3831936
40	3831937
41	4490003
42	K7032046
43	4240029
44	3610431
45	4690454
46	4300056
47	4490014
48	4450026

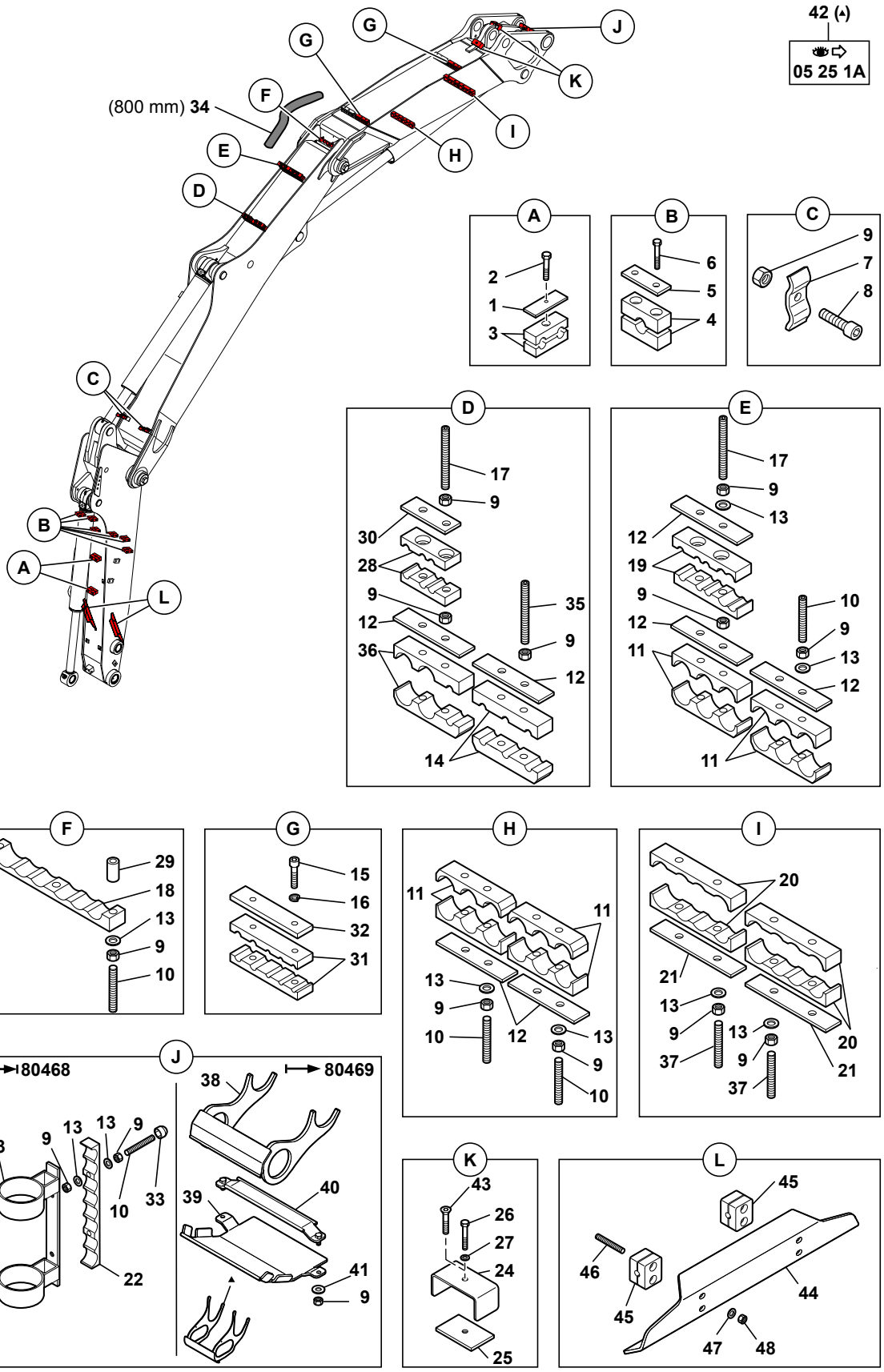

714MW_5400703_68_61_1B.eps

BRIDES/EQUIPEMENT (PELLE)
FLANGES/ATTACHMENT (EXCAVATOR)
FLANCH/ANBAU (BAGGER)

→ 80397&84003
+80390

*	44	3610431		2	PROTECTEUR	PROTECTOR	SCHUTZ
*	45	4690454		4	BRIDE	FLANGE	FLANSCH
*	46	4300056	HC M6X40	8	GOUJON	STUD	STIFT
*	47	4490014	CONTACT MU6	8	RONDELLE	WASHER	UNTERLEGSCHEIBE
*	48	4450026	NYLSTOP M6	8	ECROU	NUT	MUTTER

BRIDES / ÉQUIPEMENT (PELLE) (CLAPETS DE SÉCURITÉ)
FLANGES / ATTACHMENT (EXCAVATOR) (SAFETY VALVE)
FLANCH / ANBAU (BAGGER) (SICHEREITSVENTIL)

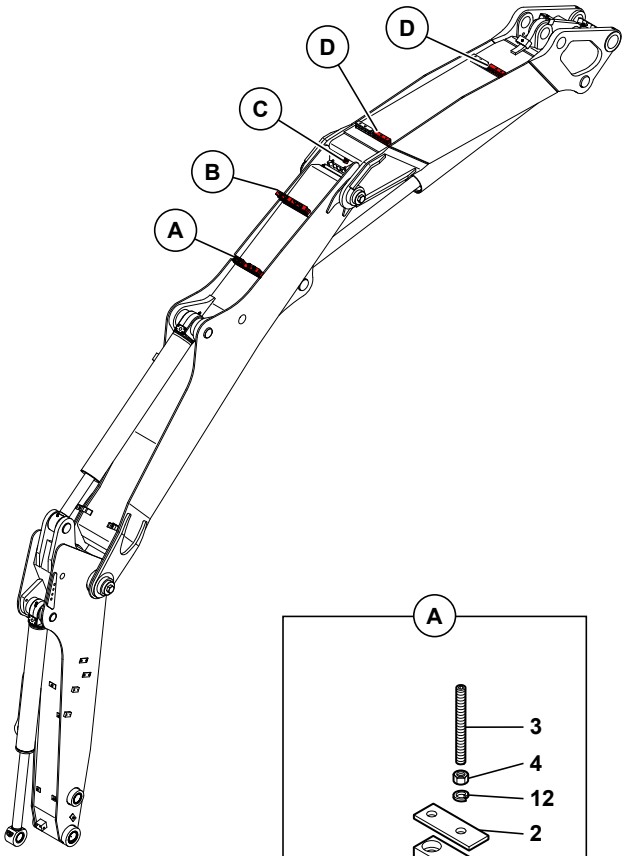

1	4690884	
2	3280280	
3	4300042	
4	4410020	
5	3280287	
6	3280278	
7	4690883	
8	4290009	
9	4690882	→I 80117
	4690915	I→ 80118
10	3280277	→I 80117
	3280291	I→ 80118
11	4290087	→I 80117
	4290015	I→ 80118
12	4470017	
13	4690851	
14	4470017	→I 80117
	4470014	I→ 80118

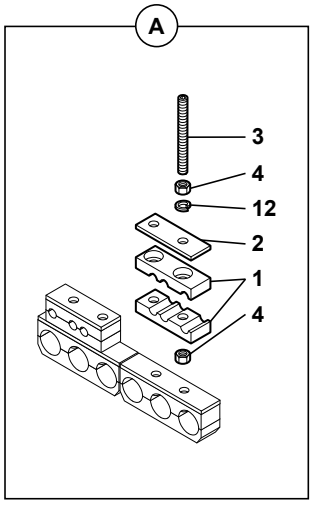

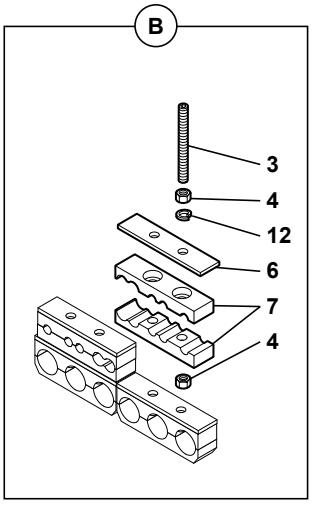

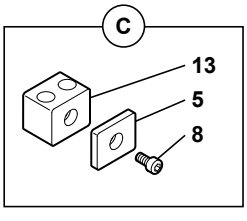

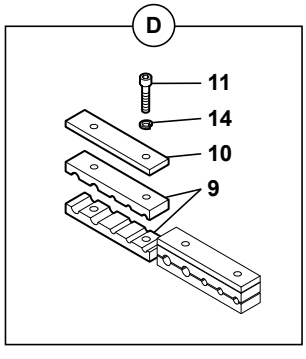

714MW_5400703_68_61_2A.eps

BRIDES/EQUIPEMENT (PELLE) (CLAPETS DE SECURITE)
FLANGES/ATTACHMENT (EXCAVATOR) (SAFETY VALVE)
FLANCH/ANBAU (BAGGER) (SICHEREITSVENTIL)

1	4690884		1	BRIDE	FLANGE	FLANSCH
2	3280280		1	PLAQUE	PLATE	PLATTE
3	4300042	HC M10X110	4	GOUJON	STUD	STIFT
4	4410020	H M10	8	ECROU	NUT	MUTTER
5	3280287		1	PLAQUE	PLATE	PLATTE
6	3280278		1	PLAQUE	PLATE	PLATTE
7	4690883		1	BRIDE	FLANGE	FLANSCH
8	4290009	CHC M6X35	1	VIS	SCREW	SCHRAUBE
9	4690882	→| 80117	2	BRIDE	FLANGE	FLANSCH
9	4690915	|→ 80118	2	BRIDE	FLANGE	FLANSCH
10	3280277	→| 80117	2	PLAQUE	PLATE	PLATTE
10	3280291	|→ 80118	2	PLAQUE	PLATE	PLATTE
11	4290087	→| 80117 / M10X45	2	VIS	SCREW	SCHRAUBE
11	4290015	|→ 80118 / M8X45	4	VIS	SCREW	SCHRAUBE
12	4470017	W10	4	RONDELLE FREIN	LOCK WASHER	FEDERRING
13	4690851		1	BRIDE	FLANGE	FLANSCH
14	4470017	→| 80117 / W10	2	RONDELLE FREIN	LOCK WASHER	FEDERRING
14	4470014	|→ 80118 / W8	4	RONDELLE FREIN	LOCK WASHER	FEDERRING

BRIDES / ÉQUIPEMENT (PELLE) : RETOUR MARTEAU (OPTION)
FLANGES / ATTACHMENT (EXCAVATOR): HAMMER RETURN (OPTION)
FLANCH / ANBAU (BAGGER) : HAMMER-RÜCKLAUFLEITUNG (OPTION)

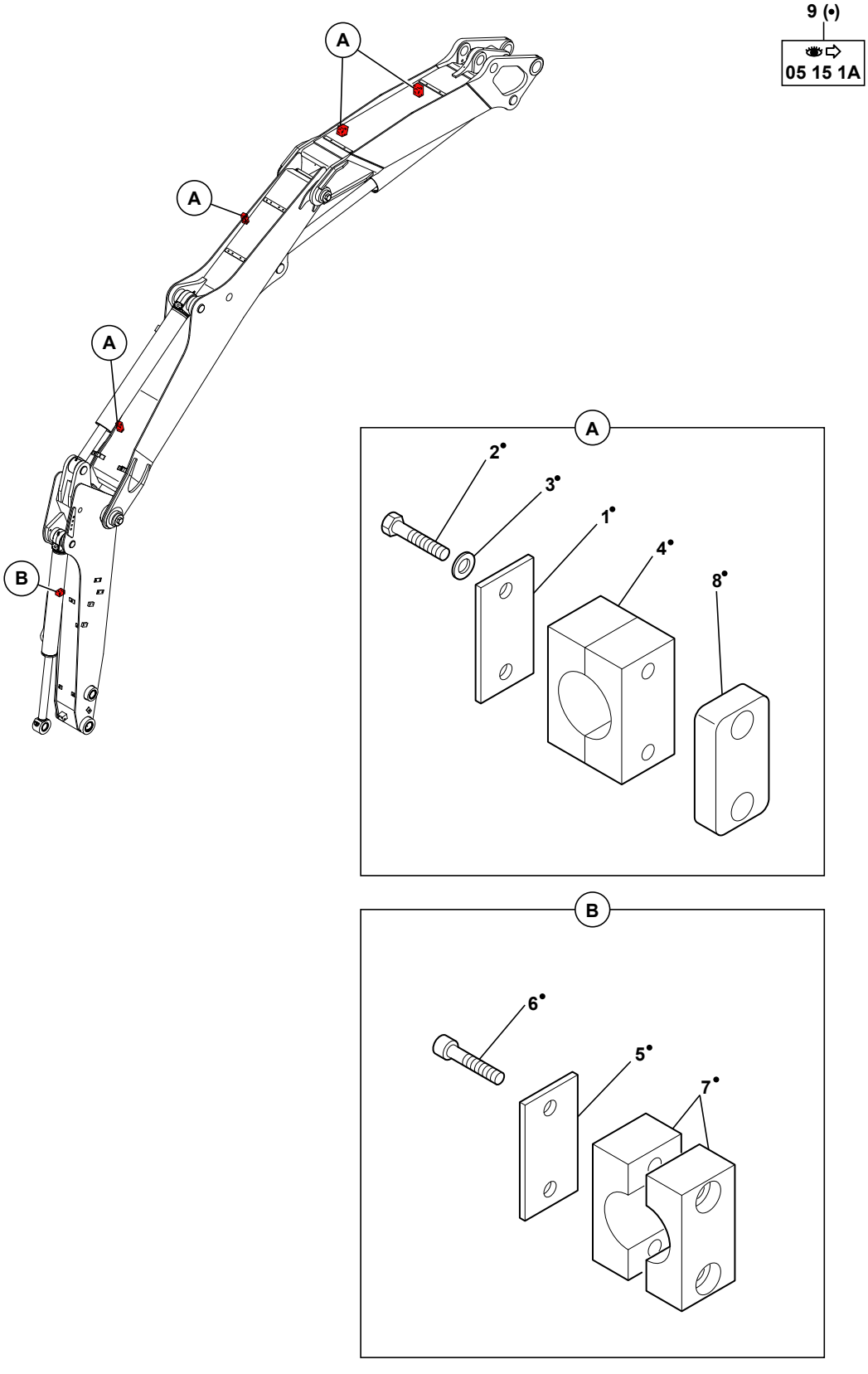

1	3320100
2	4380027
3	4460114
4	4690881
5	3310318
6	4290137
7	4690698
8	3250412
9	K7030254

714MW_5400703_68_61_3A.eps

BRIDES/EQUIPEMENT (PELLE): RETOUR MARTEAU (OPTION)
FLANGES/ATTACHMENT (EXCAVATOR): HAMMER RETURN (OP)
FLANCH/ANBAU (BAGGER): HAMMER-RUCKLAUFLEITUNG (OP)

1	3320100	9		4	PLAQUE	PLATE	PLATTE
2	4380027	9	H M6X60	8	VIS	SCREW	SCHRAUBE
3	4460114	9		8	RONDELLE	WASHER	UNTERLEGSCHEIBE
4	4690881	9		4	BRIDE	FLANGE	FLANSCH
5	3310318	9	3280279	1	PLAQUE	PLATE	PLATTE
6	4290137	9	CHC M10X70	2	VIS	SCREW	SCHRAUBE
7	4690698	9	4690889	1	BRIDE	FLANGE	FLANSCH
8	3250412	9		4	SUPPORT	BRACKET	TRAEGER
9	K7030254		05 15 1A	PM	KIT : RETOUR MARTEAU (PELLE)	KIT: HAMMER RETURN (EXCAVATOR)	BAUSATZ: HAMMERRUCK-LAUFLEITUNG (BAGGER)

BRIDES / ÉQUIPEMENT (PELLE) : BENNE PRENEUSE (OPTION)
FLANGES / ATTACHMENT (EXCAVATOR): CLAM-SHELL (OPTION)
FLANCH / ANBAU (BAGGER) : GREIFER (OPTION)

1	4690905	
2	3320101	
3	4380025	
4	4300040	
5	4690883	
6	3280278	
7	4300042	
8	4410020	
9	3590303	
10	4880010	
11	4460018	→ 80275
	S	→ 80276
12	4380025	→ 80275
	S	→ 80276
13	4240029	

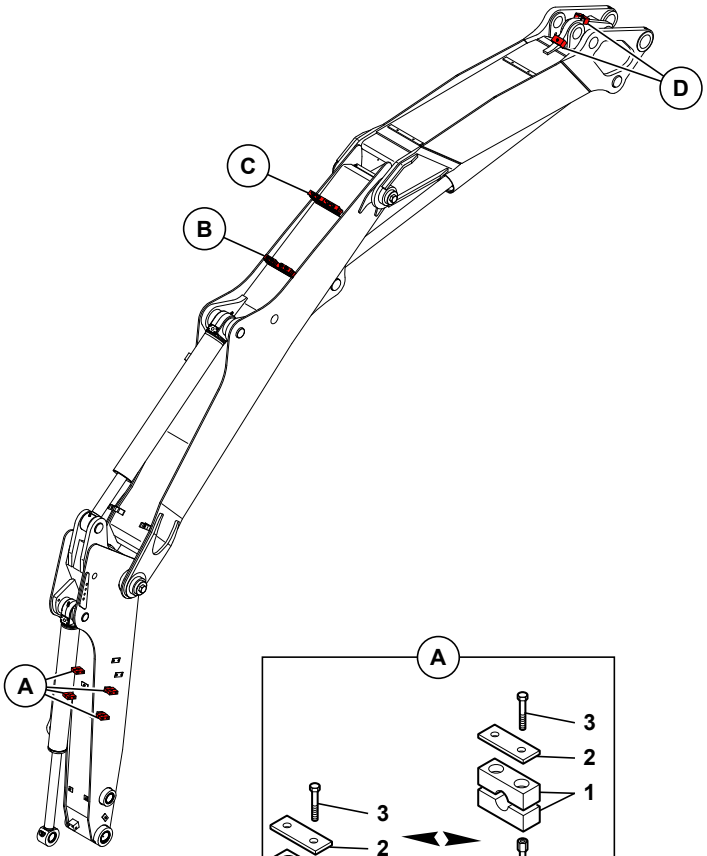

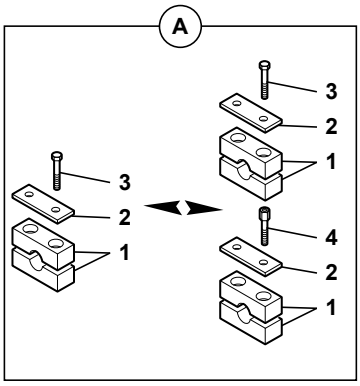

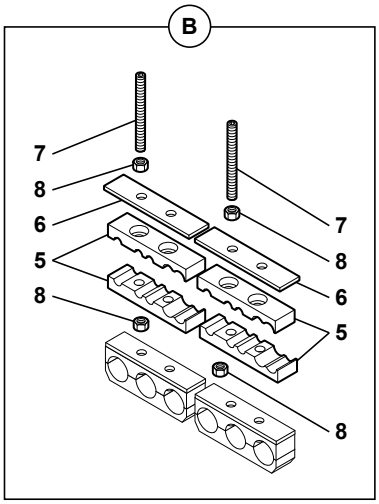

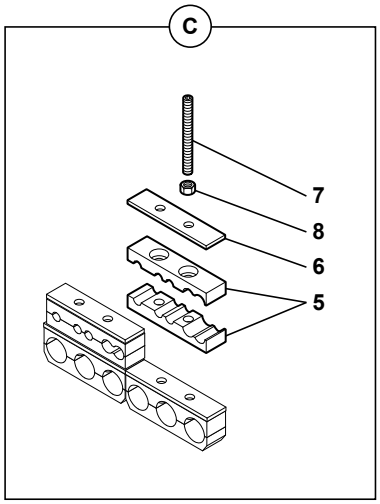

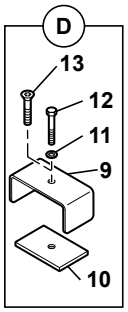

714MW_5400703_68_61_4A.eps

BRIDES/EQUIPEMENT (PELLE): BENNE PRENEUSE (OPTION)
FLANGES/ATTACHMENT (EXCAVATOR): CLAM-SHELL (OPT)
FLANCH/ANBAU (BAGGER): GREIFER (OPTION)

	1	4690905		8	BRIDE	FLANGE	FLANSCH
	2	3320101		8	PLAQUE	PLATE	PLATTE
	3	4380025	H M6X40	8	VIS	SCREW	SCHRAUBE
	4	4300040	M6	4	RALLONGE	EXTENSION	VERLAENGERUNG
	5	4690883		3	BRIDE	FLANGE	FLANSCH
	6	3280278		3	PLAQUE	PLATE	PLATTE
	7	4300042	HC M10X110	6	GOUJON	STUD	STIFT
	8	4410020	H M10	6	ECROU	NUT	MUTTER
*	9	3590303	3590288	2	PROTECTION EN TOLE	COVER PLATE	SCHUTZBLECH
	10	4880010		2	BANDE	TAPE	STREIFEN
	11	4460018	80275 / MU6	2	RONDELLE	WASHER	UNTERLEGSCHEIBE
*	11	4460025	80276 / MU8	2	RONDELLE	WASHER	UNTERLEGSCHEIBE
*	11		S				
	12	4380025	80275 / H M6X40	2	VIS	SCREW	SCHRAUBE
*	12	4380047	80276 / H M8X40	2	VIS	SCREW	SCHRAUBE
*	12		S				
*	13	4240029	FHC M8X35	2	VIS	SCREW	SCHRAUBE

CATALOGUE DE PIECES DE RECHANGE
SPARE PARTS BOOK
ERSATZTEILLISTE



Système électrique
Electrical system
Elektrische Anlage — 70



Faisceaux électriques
Harness wiring
Kabelsatz — 71



Composants électriques
Electric components
Bestandteile elektrisch — 72

CATALOGUE DE PIECES DE RECHANGE
SPARE PARTS BOOK
ERSATZTEILLISTE



Faisceaux électriques
Harness wiring
Kabelsatz

71

SOMMAIRE
CONTENTS
INHALT

71 FAISCEAUX ÉLECTRIQUES HARNESS WIRING KABELSATZ

71	10	1A	FAISCEAU ELECTRIQUE : (CHASSIS) HARNESS WIRING : (FRAME) KABELSATZ : (FAHRGESTELL)		M3
71	15	1A	FAISCEAU ELECTROVANNES HARNESS WIRING SOLENOÏDE-OPER.VALVE KABELSATZ MAGNET VENTIL	→| 80396 -80390	M3
71	15	1B	FAISCEAU ELECTROVANNES HARNESS WIRING SOLENOÏDE-OPER.VALVE KABELSATZ MAGNET VENTIL	|→ 80397 +80390	M3
71	20	1A	FAISCEAU ELECTRIQUE: MOTEUR HARNESS WIRING: ENGINE KABELSATZ: MOTOR	→| 80124	M2
71	20	1B	FAISCEAU ELECTRIQUE: MOTEUR HARNESS WIRING: ENGINE KABELSATZ: MOTOR	|→ 80125 →| 80305	M2
71	20	1C	FAISCEAU ELECTRIQUE: MOTEUR HARNESS WIRING: ENGINE KABELSATZ: MOTOR	|→ 80306 →| 80396 -80390	M3
71	20	1D	FAISCEAU ELECTRIQUE: MOTEUR HARNESS WIRING: ENGINE KABELSATZ: MOTOR	|→ 80397 +80390	M3
71	25	1A	FAISCEAU ELECTRIQUE : (SUPERVISEUR) HARNESS WIRING: (SUPERVISOR) KABELSATZ : (AUFSEHER)		M2
71	30	1A	FAISCEAU ELECTRIQUE : (INTERMEDIAIRE) HARNESS WIRING: (INTERMEDIARY) KABELSATZ : (VERMITTLER)	→| 80305	M2
71	30	1B	FAISCEAU ELECTRIQUE : (INTERMEDIAIRE) HARNESS WIRING: (INTERMEDIARY) KABELSATZ : (VERMITTLER)	|→ 80306 →| 80396 -80390	M3
71	30	1C	FAISCEAU ELECTRIQUE : (INTERMEDIAIRE) HARNESS WIRING: (INTERMEDIARY) KABELSATZ : (VERMITTLER)	|→ 80397 +80390	M3
71	31	1A	FAISCEAU ALIMENTATION CAPTEURS BEAM FOOD SENSORS BÜNDEL ERNÄHRUNG EMPFÄNGER	→| 80396 -80390	M3
71	35	1A	FAISCEAU SIEGE SEAT HARNESS KABELSATZ SITZ	→| 80305	M2
71	35	1B	FAISCEAU SIEGE SEAT HARNESS KABELSATZ SITZ	|→ 80306 →| 80396 -80390	M3

SOMMAIRE
CONTENTS
INHALT

71 FAISCEAUX ÉLECTRIQUES (suite) — HARNESS WIRING (continued) — KABELSATZ (Nachste Seite)

71	35	1C	FAISCEAU SIEGE SEAT HARNESS KABELSATZ SITZ	⟼ 80397 +80390	M3
71	37	1A	FAISCEAU ÉLECTRIQUE : SIÈGE CHAUFFANT HARNESS: HEATING SEAT KABELSATZ : HEIZENDER SITZ		M2
71	40	1A	FAISCEAU RELAIS DEMARRAGE A FROID HARNESS WIRING COLD START KABELSATZ KALTER START	→| 80124	M2
71	45	1A	FAISCEAU ELECTRIQUE: PORTE-OUTILS (VOLVO) HARNESS WIRING: TOOLS-HOLDER (VOLVO) KABELSATZ: WERKZEUGETRÄGER (VOLVO)	→| 80396 -80390	M3
71	47	1A	FAISCEAU ELECTRIQUE: PORTE-OUTILS (LEHNHOFF) HARNESS WIRING: TOOLS-HOLDER (LEHNHOFF) KABELSATZ: WERKZEUGETRÄGER (LEHNHOFF)	→| 80396 -80390	M3
71	50	1A	FAISCEAU : STABILISATEUR ARRIERE HARNESS WIRING: REAR STABILISERS KABELSATZ : HINTER STABILISATORS		
71	52	1A	FAISCEAU : STABILISATEUR AVANT HARNESS WIRING: FRONT STABILISERS KABELSATZ : VORDER STABILISATORS		M1
71	55	1A	FAISCEAU : LAME BULL HARNESS WIRING: BULLDOZER BLADE KABELSATZ : PLANIERSCHILD		M1
71	60	1A	FAISCEAU : OPTION CRABE HARNESS WIRING: OPTION DISPLACEMENT OUT OF CRAB KABELSATZ : REISEOPTION IN KRABBE		M3
71	65	1A	FAISCEAU: COLONNE DE DIRECTION HARNESS: STEERING COLUMN KABELSATZ: LENKSAULE		
71	70	1A	FAISCEAU ELEC.:CLIMATISATION (OPTION) HARNESS WIRING:AIR COND. (OPTION) KABELSATZ:KLIMAANLAGE (OPTION)		M3
71	75	1A	FAISCEAU ELECTRIQUE : ALARME TRANSLATION HARNESS WIRING: ALARM TRANSLATION KABELSATZ : FAHRBEWEGUNGSALARM	⚑	M3
71	80	1A	FAISCEAU ELECTRIQUE : BRAS (PELLE) HARNESS WIRING: ARM (EXCAVATOR) KABELSATZ : AUSLEGERARM (BAGGER)	✳	M3
71	85	1A	FAISCEAU ELECTRIQUE : GRAISSAGE AUTOMATIQUE HARNESS WIRING: AUTOMATIC ONE-SHOT GREASING KABELSATZ : ZENTRALSCHMIERUNG AUTOMATISCH		M1

FAISCEAU ÉLECTRIQUE : (CHÂSSIS)
HARNESS WIRING: (FRAME)
KABELSATZ : (FAHRGESTELL)

1	5720816
2	5070026
3	5080090
4	5080091
5	5080092
6	5080093
7	5090096
8	5080107
9	5090108
10	5080114
11	5080115
12	5080153
13	5080155
14	5090107
15	5080774
16	5090109
17	5090146
18	5130132
19	5600114
20	5720606
21	5720827
22	4740116
23	5080777
24	5080776
25	5080779
26	5090174
27	5600220

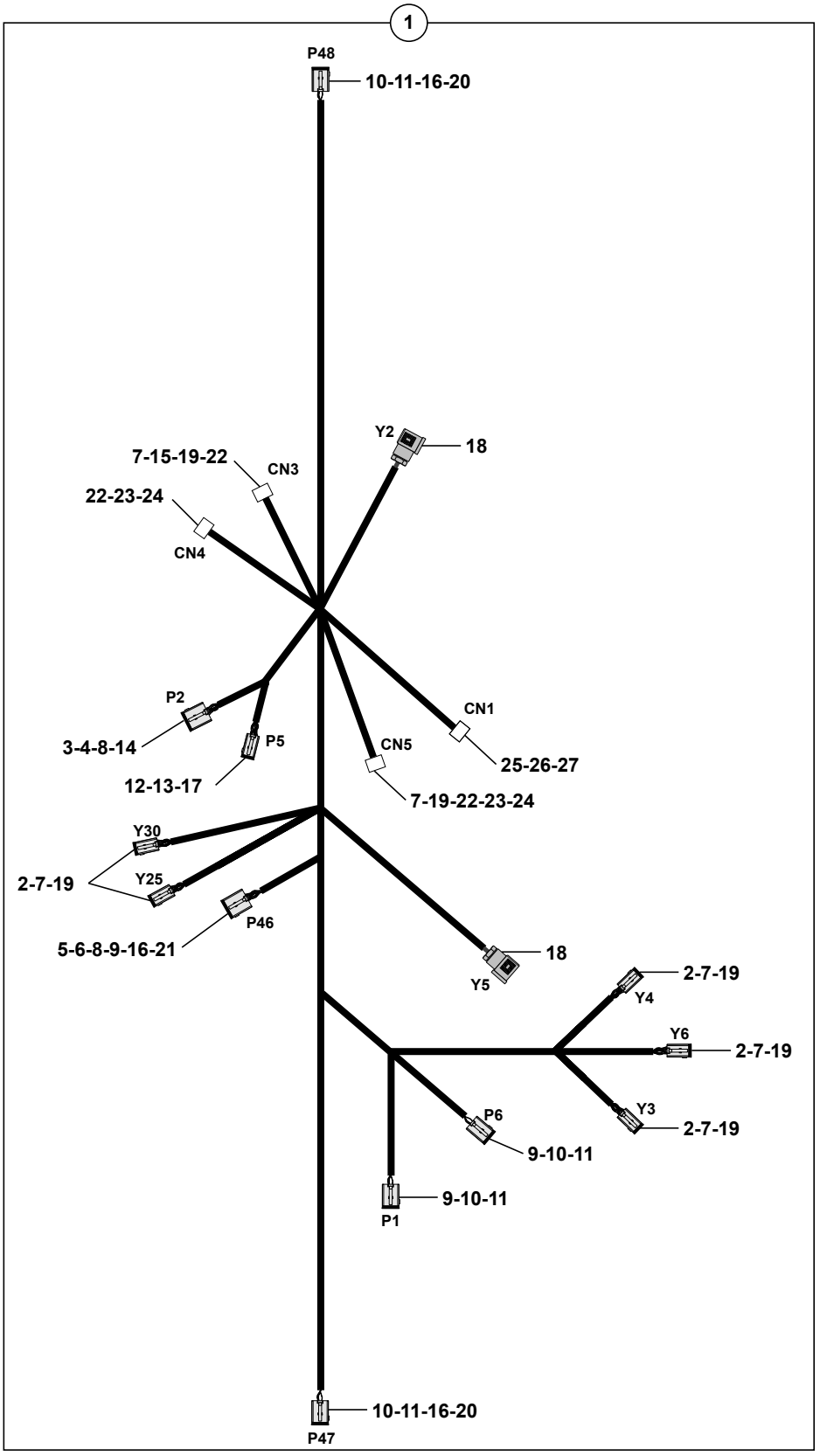

714MW_5400703_71_10_1A.eps

FAISCEAU ELECTRIQUE : (CHASSIS)
HARNESS WIRING : (FRAME)
KABELSATZ : (FAHRGESTELL)

	1	5720816			1	FAISCEAU ELECTRIQUE	HARNESS WIRING	KABELSATZ
	2	5070026	1		5	CONNECTEUR	CONNECTOR	STECKVERBINDER
	3	5080090	1		1	CONNECTEUR	CONNECTOR	STECKVERBINDER
	4	5080091	1		1	VERROU	LATCH	RIEGEL
	5	5080092	1		1	CONNECTEUR	CONNECTOR	STECKVERBINDER
	6	5080093	1		1	VERROU	LATCH	RIEGEL
*	7	5090096	1		38	COSSE	THIMBLE	KABELSCHUH
	8	5080107	1		4	BOUCHON	PLUG	VERSCHL.STOPFEN
*	9	5090108	1	1 mm²	10	SOCKET	SOCKET	SOCKET
	10	5080114	1		4	CONNECTEUR	CONNECTOR	STECKVERBINDER
	11	5080115	1		4	VERROU	LATCH	RIEGEL
	12	5080153	1		1	CONNECTEUR	CONNECTOR	STECKVERBINDER
	13	5080155	1		1	VERROU	LATCH	RIEGEL
	14	5090107	1	2 mm²	1	PINS		
*	15	5080774	1		1	CONNECTEUR	CONNECTOR	STECKVERBINDER
	16	5090109	1	2 mm²	7	SOCKET	SOCKET	SOCKET
	17	5090146	1		2	PINS		
	18	5130132	1	24 V	2	TETE D'ELECTRO-VALVE	ELECTRO-VALVE HEAD	KOPF (ELEKTROVENTIL)
*	19	5600114	1		38	JOINT	SEAL	DICHTRING
	20	5720606	1		2	CONNECTEUR	CONNECTOR	STECKVERBINDER
	21	5720827	1		1	CONNECTEUR	CONNECTOR	STECKVERBINDER
*	22	4740116	1		29	BOUCHON	PLUG	VERSCHL.STOPFEN
*	23	5080777	1		2	CONNECTEUR	CONNECTOR	STECKVERBINDER
*	24	5080776	1		2	CAPOT	HOOD	HAUBE
*	25	5080799	1		1	CONNECTEUR	CONNECTOR	STECKVERBINDER
*	26	5090174	1	3-6 mm²	2	CLIP	CLIP	KLIPP
*	27	5600220	1		2	JOINT	SEAL	DICHTRING

FAISCEAU ÉLECTROVANNES
HARNESS WIRING SOLENOÏDE-OPER.VALVE
KABELSATZ MAGNET VENTIL

→I 80696&84003
-80390

1	5720819
2	5080090
3	5080091
4	5080095
5	5080096
6	5090108
7	5130132
8	5720548
9	5090106

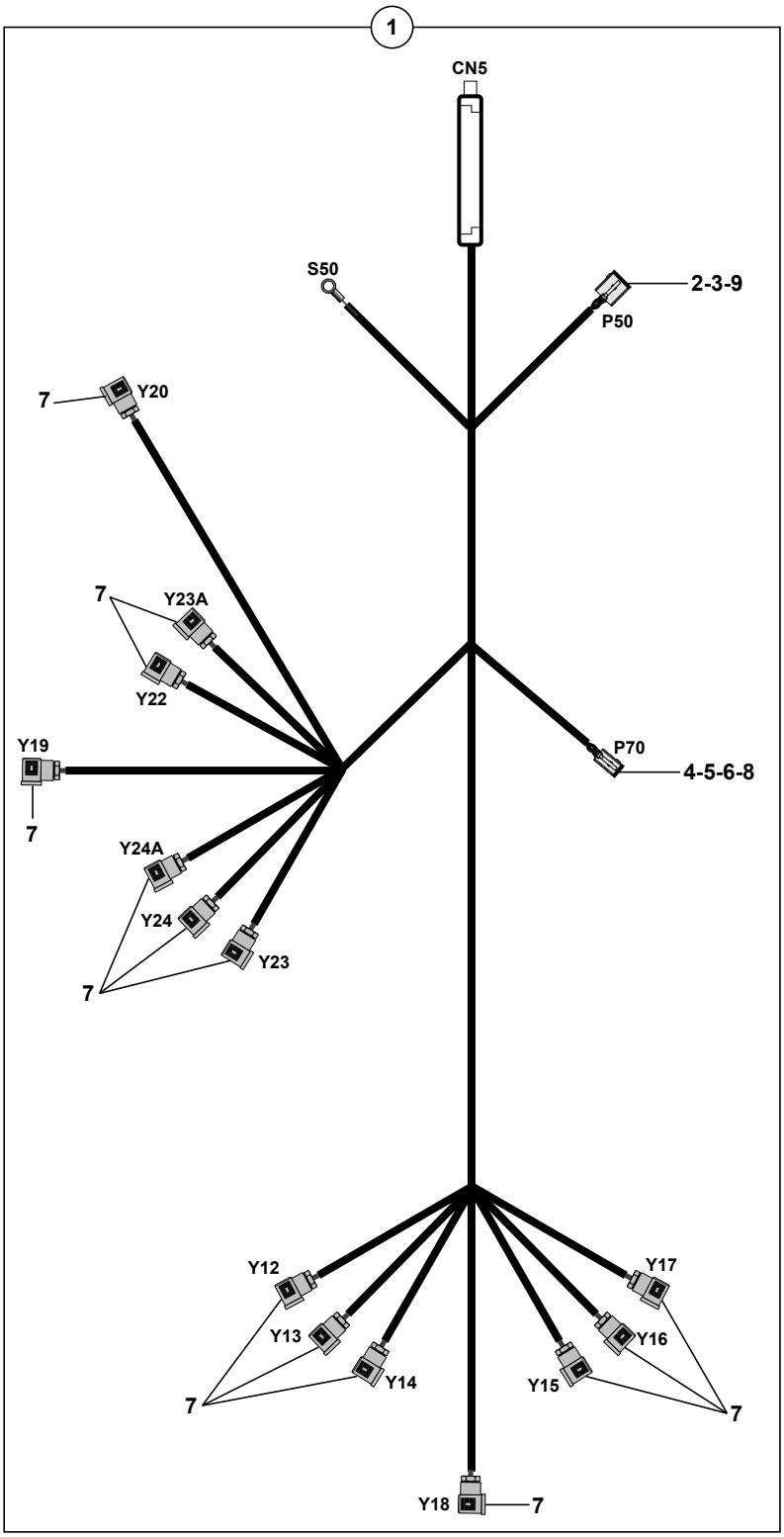

714MW_5400703_71_15_1A.eps

FAISCEAU ELECTROVANNES
HARNESS WIRING SOLENOÏDE-OPER.VALVE
KABELSATZ MAGNET VENTIL

→| 80396&84003
-80390

1	5720819			1	FAISCEAU ELECTRIQUE	HARNESS WIRING	KABELSATZ
2	5080090	1		1	CONNECTEUR	CONNECTOR	STECKVERBINDER
3	5080091	1		1	VERROU	LATCH	RIEGEL
4	5080095	1		1	CONNECTEUR	CONNECTOR	STECKVERBINDER
5	5080096	1		1	VERROU	LATCH	RIEGEL
6	5090108	1	1 mm²	2	SOCKET	SOCKET	SOCKET
7	5130132	1	24 V	14	TETE D'ELECTRO-VALVE	ELECTRO-VALVE HEAD	KOPF (ELEKTROVENTIL)
8	5720548	1		1	CONNECTEUR	CONNECTOR	STECKVERBINDER
9	5090106	1	1 mm²	6	PIN	PINE	PIN

FAISCEAU ÉLECTROVANNES
HARNESS WIRING SOLENOÏDE-OPER.VALVE
KABELSATZ MAGNET VENTIL

→ 80397&84004
+80390

1	5720905
2	5080090
3	5080091
4	5090107
5	5090106
6	5130132
7	5080777
8	5080776
9	4740116
10	5600114
11	5090096

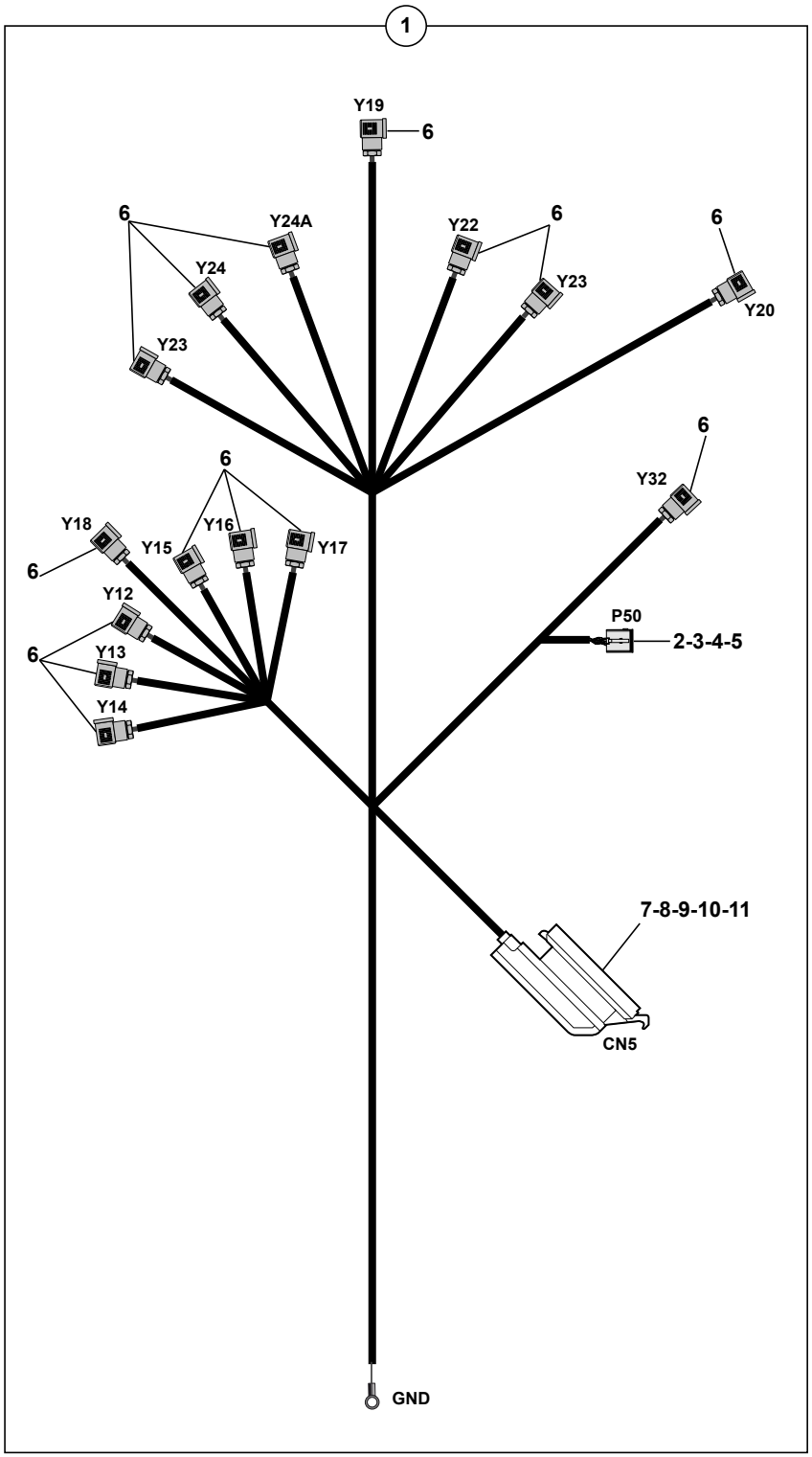

714MW_5400703_71_15_1B.eps

FAISCEAU ELECTROVANNES
HARNESS WIRING SOLENOÏDE-OPER.VALVE
KABELSATZ MAGNET VENTIL

→ 80397&84004
+80390

1	5720905			1	FAISCEAU ELECTRIQUE	HARNESS WIRING	KABELSATZ
2	5080090	1		1	CONNECTEUR	CONNECTOR	STECKVERBINDER
3	5080091	1		1	VERROU	LATCH	RIEGEL
4	5090107	1	2 mm²	1	PIN	PINE	PIN
5	5090106	1	1 mm²	5	PIN	PINE	PIN
6	5130132	1	24 V	15	TETE D'ELECTRO-VALVE	ELECTRO-VALVE HEAD	KOPF (ELEKTROVENTIL)
7	5080777	1		1	CONNECTEUR	CONNECTOR	STECKVERBINDER
8	5080776	1		1	CAPOT	HOOD	HAUBE
9	4740116	1		5	BOUCHON	PLUG	VERSCHL.STOPFEN
10	5600014	1		20	BAGUE	BUSH	RING
11	5090096	1		20	COSSE	THIMBLE	KABELSCHUH

FAISCEAU ÉLECTRIQUE : MOTEUR
HARNESS WIRING: ENGINE
KABELSATZ : MOTOR

→I 80124

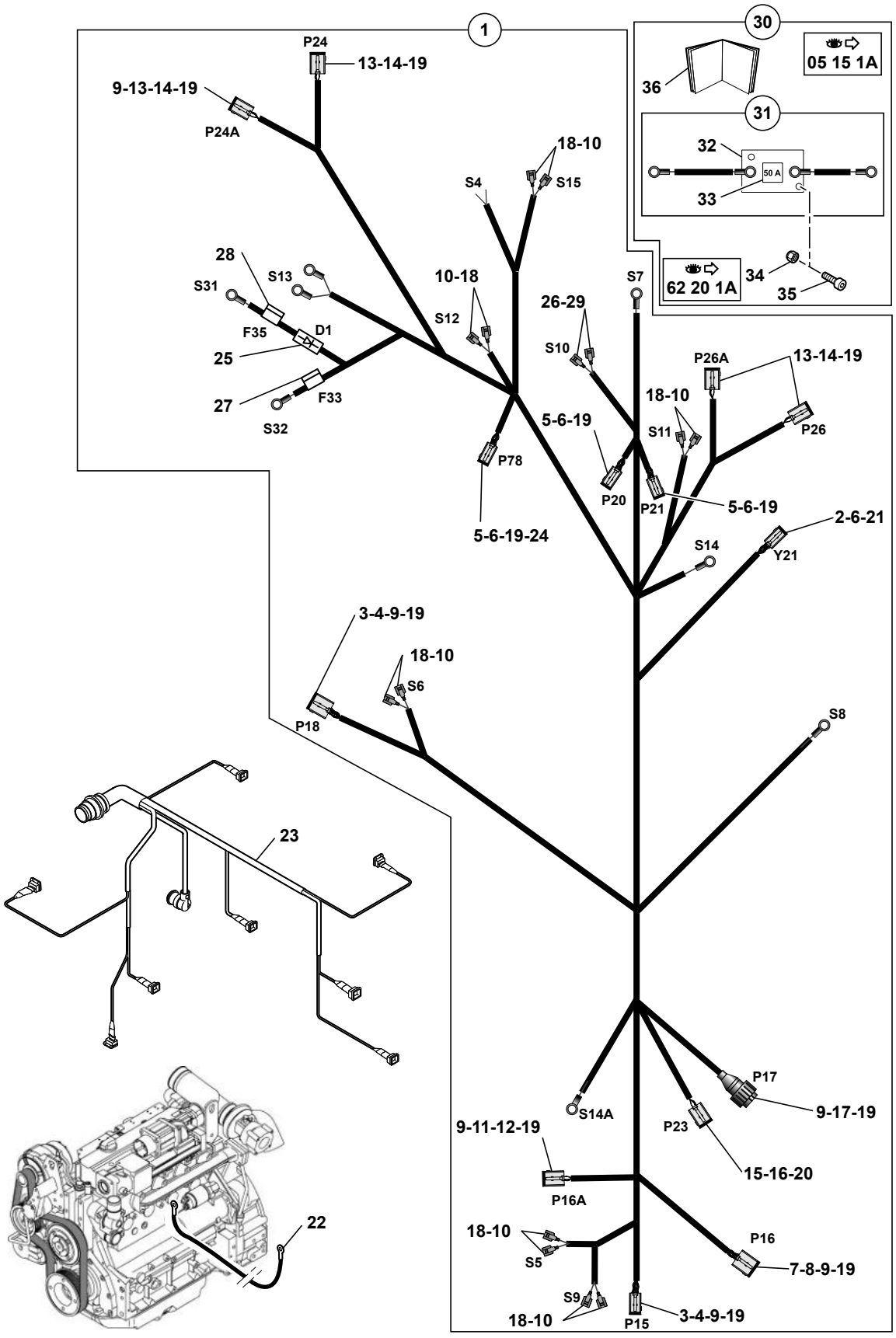

1	5720820
2	5070026
3	5080092
4	5080093
5	5080095
6	5080096
7	5080103
8	5080105
9	5080107
10	5080108
11	5080110
12	5080112
13	5080114
14	5080115
15	5080154
16	5080156
17	5080759
18	5090014
19	5090108
20	5090147
21	5600114
22	5720803
23	5720833
24	5720548
25	5060100
26	5090170
27	5120023
28	5120013
29	5080800
30	7032005
31	5720862
32	5080758
33	5120037
34	4450113
35	4290186
36	7030290

714MW_5400703_71_20_1A.eps

FAISCEAU ELECTRIQUE: MOTEUR
HARNESS WIRING: ENGINE
KABELSATZ: MOTOR

→| 80124

1	5720820			1	FAISCEAU ELECTRIQUE	HARNESS WIRING	KABELSATZ
2	5070026	1		1	CONNECTEUR	CONNECTOR	STECKVERBINDER
3	5080092	1		2	CONNECTEUR	CONNECTOR	STECKVERBINDER
4	5080093	1		2	VERROU	LATCH	RIEGEL
5	5080095	1		3	CONNECTEUR	CONNECTOR	STECKVERBINDER
6	5080096	1		4	VERROU	LATCH	RIEGEL
7	5080103	1		1	CONNECTEUR	CONNECTOR	STECKVERBINDER
8	5080105	1		1	VERROU	LATCH	RIEGEL
9	5080107	1		14	BOUCHON	PLUG	VERSCHL.STOPFEN
10	5080108	1		12	CONNECTEUR	CONNECTOR	STECKVERBINDER
11	5080110	1		1	CONNECTEUR	CONNECTOR	STECKVERBINDER
12	5080112	1		1	VERROU	LATCH	RIEGEL
13	5080114	1		4	CONNECTEUR	CONNECTOR	STECKVERBINDER
14	5080115	1		4	VERROU	LATCH	RIEGEL
15	5080154	1		1	CONNECTEUR	CONNECTOR	STECKVERBINDER
16	5080156	1		1	VERROU	LATCH	RIEGEL
17	5080759	1		1	CONNECTEUR	CONNECTOR	STECKVERBINDER
18	5090014	1		12	CLIP	CLIP	KLIPP
19	5090108	1	1 mm2	73	SOCKET	SOCKET	SOCKET
20	5090147	1		2	SOCKET	SOCKET	SOCKET
21	5600114	1		2	JOINT	SEAL	DICHTRING
22	5720803			1	CABLE	CABLE	KABEL
23	5720833			1	FAISCEAU ELECTRIQUE	HARNESS WIRING	KABELSATZ
24	5720548	1		1	CONNECTEUR	CONNECTOR	STECKVERBINDER
25	5060100	1	6A 100V	1	DIODE	DIODE	DIODE
26	5090170	1		2	CLIP	CLIP	KLIPP
27	5120023	1	25A	1	FUSIBLE	FUSE	SICHERUNG
28	5120013	1	7,5A	1	FUSIBLE	FUSE	SICHERUNG
29	5080800	1		2	CONNECTEUR	CONNECTOR	STECKVERBINDER
30	7032005			PM	KIT ALIMENTATION	KIT FEED	BAUSATZ ZUFUHRUNG
31	5720862	30		1	FAISCEAU ELECTRIQUE	HARNESS WIRING	KABELSATZ
32	5080758	31		1	PORTE FUSIBLE	FUSE HOLDER	SICHERUNGSHALTER
33	5120037	31	50 A	1	FUSIBLE	FUSE	SICHERUNG
34	4450113	30	Nylstop bas M3	PM	ECROU	NUT	MUTTER
35	4290186	30	CHC M3X16	PM	VIS	SCREW	SCHRAUBE
36	7030290	30		1	PLAN DE MONTAGE	MOUNTING DRAWING	MONTAGE ZEICHNUNG

FAISCEAU ÉLECTRIQUE : MOTEUR
HARNESS WIRING: ENGINE
KABELSATZ : MOTOR

→ 80125
→ 80305

1	5720863	→ 80139
	5720877	→ 80140
2	5070026	
3	5080092	
4	5080093	
5	5080095	
6	5080096	
7	5080103	
8	5080105	
9	5080107	
10	5080108	
11	5080110	
12	5080112	
13	5080114	
14	5080115	
15	5080154	
16	5080156	
17	5080759	
18	5090014	
19	5090108	
20	5090147	
21	5600114	
22	5720803	
23	5080758	
24	5720548	
25	5060100	
26	5090170	
27	5120037	
28	5120013	
29	5720860	
30	5080103	
31	5080105	
32	5080107	
33	5090096	
34	5090109	
35	5600114	
36	5080776	
37	5080777	
38	5080781	
39	5090164	
40	5080784	
41	5090168	
42	5080800	
43	5080763	
44	5090158	

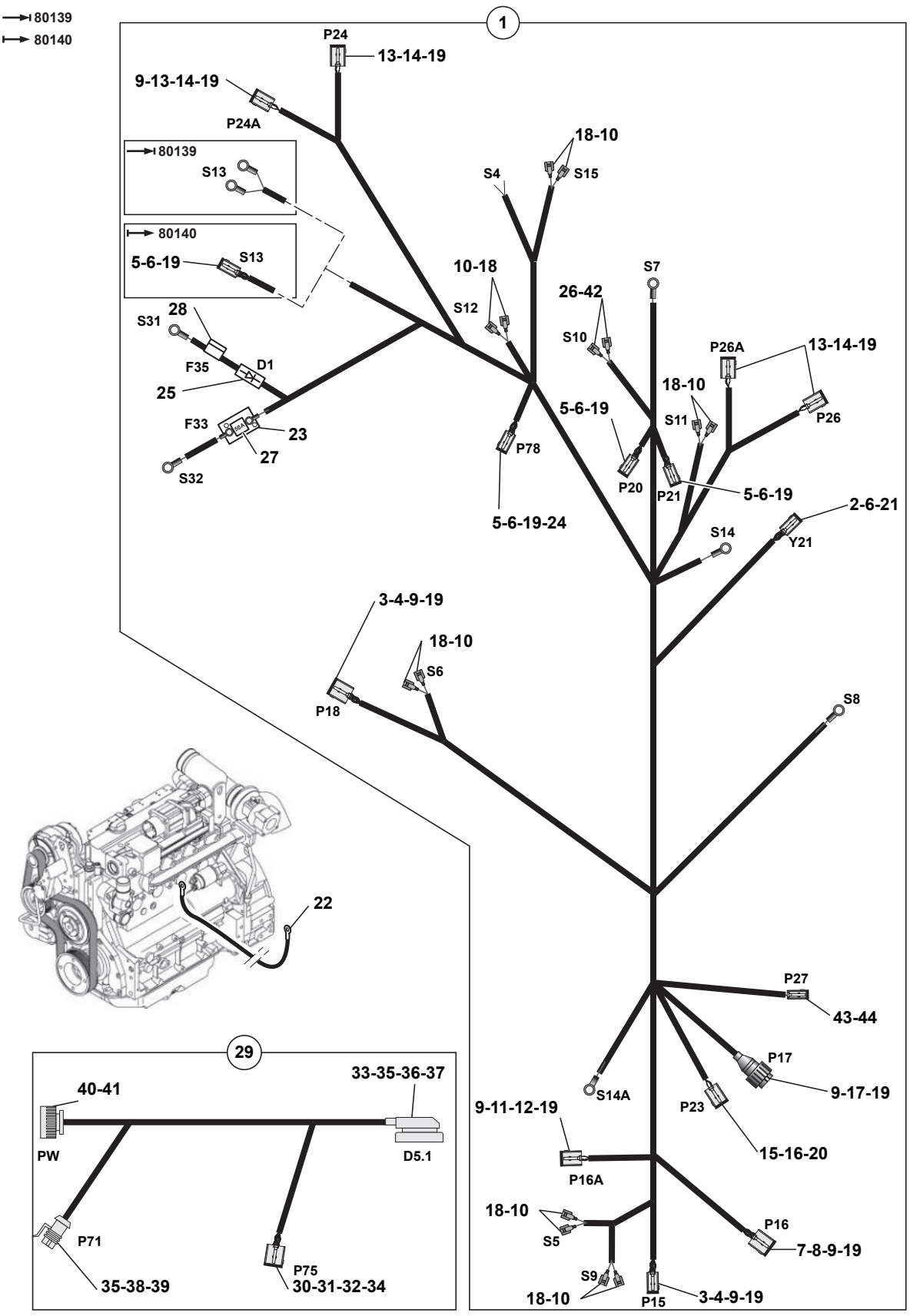

714MW_5400703_71_20_1B.eps

FAISCEAU ELECTRIQUE: MOTEUR
HARNESS WIRING: ENGINE
KABELSATZ: MOTOR

→ 80125
→| 80305

1	5720863		→| 80139	1	FAISCEAU ELECTRIQUE	HARNESS WIRING	KABELSATZ
1	5720877		→ 80140		1	FAISCEAU ELECTRIQUE	HARNESS WIRING	KABELSATZ
2	5070026	1			1	CONNECTEUR	CONNECTOR	STECKVERBINDER
3	5080092	1			2	CONNECTEUR	CONNECTOR	STECKVERBINDER
4	5080093	1			2	VERROU	LATCH	RIEGEL
5	5080095	1			4	CONNECTEUR	CONNECTOR	STECKVERBINDER
6	5080096	1			5	VERROU	LATCH	RIEGEL
7	5080103	1			1	CONNECTEUR	CONNECTOR	STECKVERBINDER
8	5080105	1			1	VERROU	LATCH	RIEGEL
9	5080107	1			14	BOUCHON	PLUG	VERSCHL.STOPFEN
10	5080108	1			12	CONNECTEUR	CONNECTOR	STECKVERBINDER
11	5080110	1			1	CONNECTEUR	CONNECTOR	STECKVERBINDER
12	5080112	1			1	VERROU	LATCH	RIEGEL
13	5080114	1			4	CONNECTEUR	CONNECTOR	STECKVERBINDER
14	5080115	1			4	VERROU	LATCH	RIEGEL
15	5080154	1			1	CONNECTEUR	CONNECTOR	STECKVERBINDER
16	5080156	1			1	VERROU	LATCH	RIEGEL
17	5080759	1			1	CONNECTEUR	CONNECTOR	STECKVERBINDER
18	5090014	1			12	CLIP	CLIP	KLIPP
19	5090108	1	1 mm²		75	SOCKET	SOCKET	SOCKET
20	5090147	1			2	SOCKET	SOCKET	SOCKET
21	5600114	1			2	JOINT	SEAL	DICHTRING
22	5720803				1	CABLE	CABLE	KABEL
23	5080758	1			1	PORTE FUSIBLE	FUSE HOLDER	SICHERUNGSHALTER
24	5720548	1			1	CONNECTEUR	CONNECTOR	STECKVERBINDER
25	5060100	1	6 A - 100 V		1	DIODE	DIODE	DIODE
26	5090170	1			2	CLIP	CLIP	KLIPP
27	5120037	1	50 A		1	FUSIBLE	FUSE	SICHERUNG
28	5120013	1	7,5 A		1	FUSIBLE	FUSE	SICHERUNG
29	5720860				1	FAISCEAU ELECTRIQUE	HARNESS WIRING	KABELSATZ
30	5080103	29			1	CONNECTEUR	CONNECTOR	STECKVERBINDER
31	5080105	29			1	VERROU	LATCH	RIEGEL
32	5080107	29			2	BOUCHON	PLUG	VERSCHL.STOPFEN
33	5090096	29			25	COSSE	THIMBLE	KABELSCHUH
34	5090109	29	2 mm²		10	SOCKET	SOCKET	SOCKET
35	5600114	29			27	JOINT	SEAL	DICHTRING
36	5080776	29			1	CAPOT	HOOD	HAUBE
37	5080777	29			1	CONNECTEUR	CONNECTOR	STECKVERBINDER
38	5080781	29			1	CONNECTEUR	CONNECTOR	STECKVERBINDER
39	5090164	29			2	CONTACT	CONTACT	KONTAKT
40	5080784	29			1	CONNECTEUR	CONNECTOR	STECKVERBINDER
41	5090168	29	2.5 mm		22	COSSE	THIMBLE	KABELSCHUH
42	5080800	1			2	CONNECTEUR	CONNECTOR	STECKVERBINDER
43	5080763	1			1	CONNECTEUR	CONNECTOR	STECKVERBINDER

FAISCEAU ÉLECTRIQUE : MOTEUR
HARNESS WIRING: ENGINE
KABELSATZ : MOTOR

→ 80125
→ 80305

1	5720863	→I 80139
	5720877	I→ 80140
2	5070026	
3	5080092	
4	5080093	
5	5080095	
6	5080096	
7	5080103	
8	5080105	
9	5080107	
10	5080108	
11	5080110	
12	5080112	
13	5080114	
14	5080115	
15	5080154	
16	5080156	
17	5080759	
18	5090014	
19	5090108	
20	5090147	
21	5600114	
22	5720803	
23	5080758	
24	5720548	
25	5060100	
26	5090170	
27	5120037	
28	5120013	
29	5720860	
30	5080103	
31	5080105	
32	5080107	
33	5090096	
34	5090109	
35	5600114	
36	5080776	
37	5080777	
38	5080781	
39	5090164	
40	5080784	
41	5090168	
42	5080800	
43	5080763	
44	5090158	

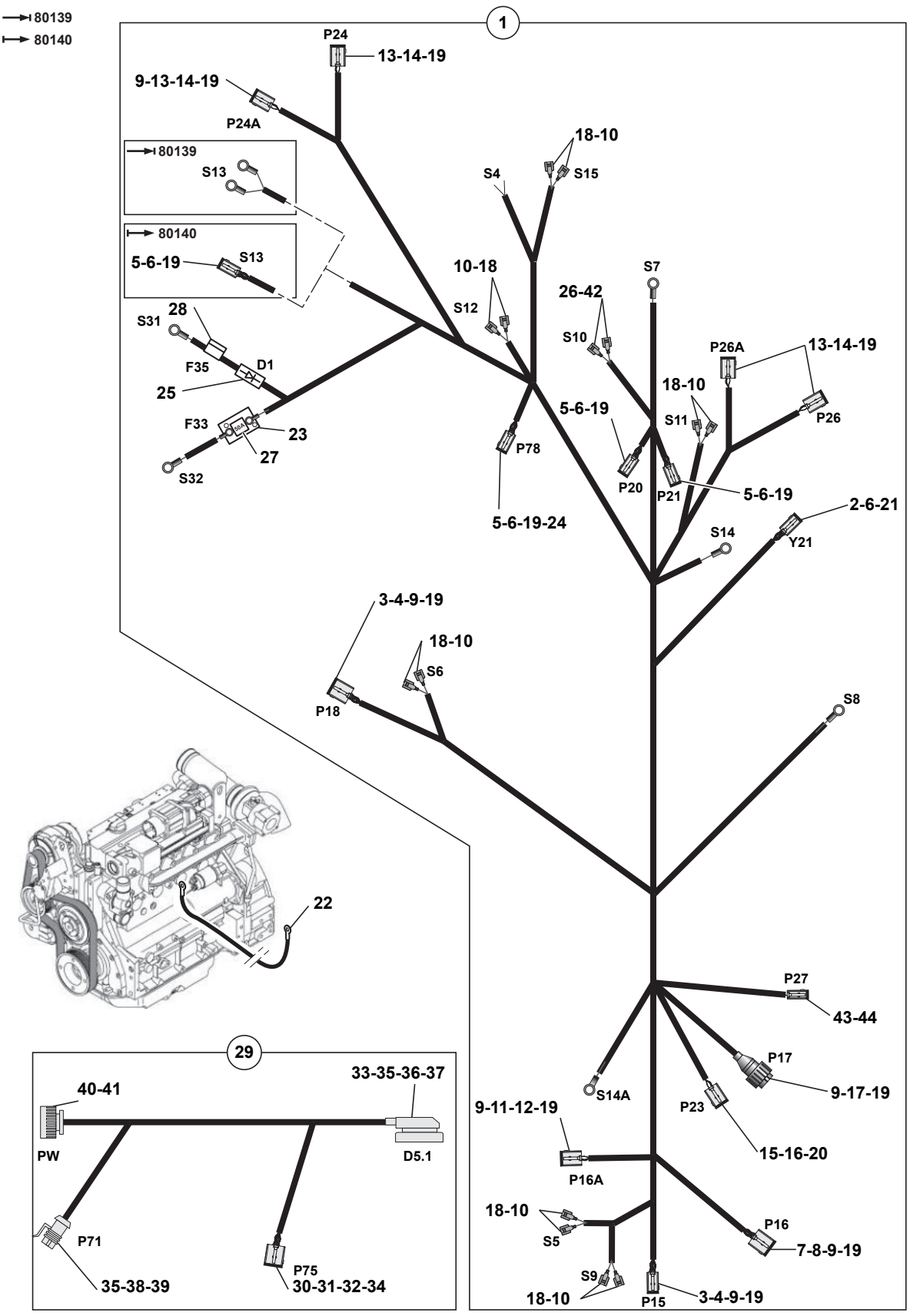

714MW_5400703_71_20_1B.eps

FAISCEAU ELECTRIQUE: MOTEUR
HARNESS WIRING: ENGINE
KABELSATZ: MOTOR

↦ 80125
⇥ 80305

44	5090158	1	1	SOCKET	SOCKET	SOCKET

FAISCEAU ÉLECTRIQUE : MOTEUR
HARNESS WIRING: ENGINE
KABELSATZ : MOTOR

→ 80306
→ 80396&84003
-80390

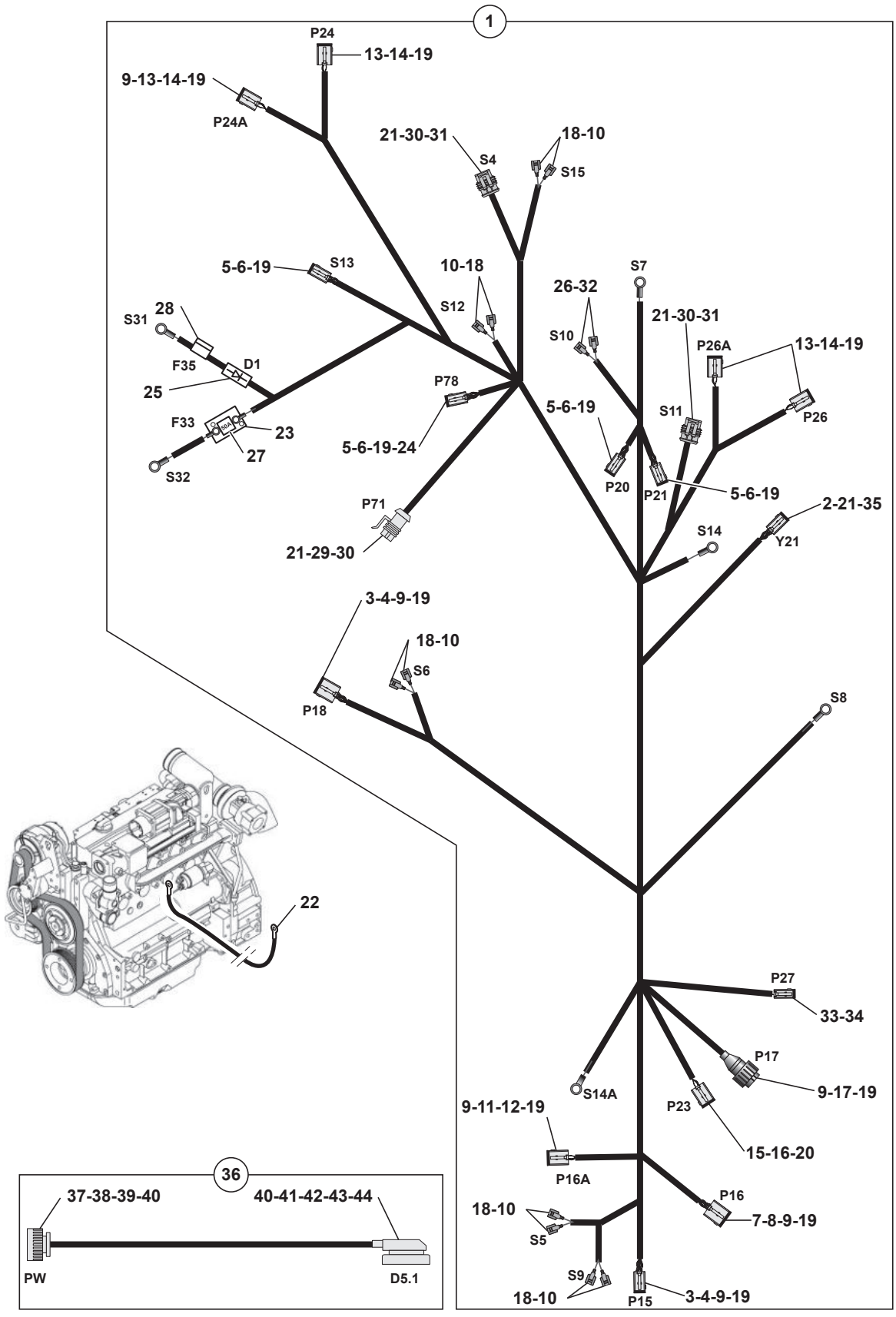

1	5720892
2	5070026
3	5080092
4	5080093
5	5080095
6	5080096
7	5080103
8	5080105
9	5080107
10	5080108
11	5080110
12	5080112
13	5080114
14	5080115
15	5080154
16	5080156
17	5080759
18	5090014
19	5090108
20	5090147
21	5600114
22	5720803
23	5080758
24	5720548
25	5060100
26	5090170
27	5120037
28	5120013
29	5080781
30	5090164
31	5080809
32	5080800
33	5080763
34	5090158
35	5090096
36	5720885
37	5080784
38	5090168
39	5600221
40	4740116
41	5080777
42	5080776
43	5600114
44	5090098

714MW_5400703_71_20_1C.eps

FAISCEAU ELECTRIQUE: MOTEUR
HARNESS WIRING: ENGINE
KABELSATZ: MOTOR

→ 80306
→| 80396&84003
-80390

1	5720892			1	FAISCEAU ELECTRIQUE	HARNESS WIRING	KABELSATZ
2	5070026	1		1	CONNECTEUR	CONNECTOR	STECKVERBINDER
3	5080092	1		2	CONNECTEUR	CONNECTOR	STECKVERBINDER
4	5080093	1		2	VERROU	LATCH	RIEGEL
5	5080095	1		4	CONNECTEUR	CONNECTOR	STECKVERBINDER
6	5080096	1		4	VERROU	LATCH	RIEGEL
7	5080103	1		1	CONNECTEUR	CONNECTOR	STECKVERBINDER
8	5080105	1		1	VERROU	LATCH	RIEGEL
9	5080107	1		14	BOUCHON	PLUG	VERSCHL.STOPFEN
10	5080108	1		10	CONNECTEUR	CONNECTOR	STECKVERBINDER
11	5080110	1		1	CONNECTEUR	CONNECTOR	STECKVERBINDER
12	5080112	1		1	VERROU	LATCH	RIEGEL
13	5080114	1		4	CONNECTEUR	CONNECTOR	STECKVERBINDER
14	5080115	1		4	VERROU	LATCH	RIEGEL
15	5080154	1		1	CONNECTEUR	CONNECTOR	STECKVERBINDER
16	5080156	1		1	VERROU	LATCH	RIEGEL
17	5080759	1		1	CONNECTEUR	CONNECTOR	STECKVERBINDER
18	5090014	1		10	CLIP	CLIP	KLIPP
19	5090108	1	1 mm²	75	SOCKET	SOCKET	SOCKET
20	5090147	1		2	SOCKET	SOCKET	SOCKET
21	5600114	1		10	JOINT	SEAL	DICHTRING
22	5720803			1	CABLE	CABLE	KABEL
23	5080758	1		1	PORTE FUSIBLE	FUSE HOLDER	SICHERUNGSHALTER
24	5720548	1		1	CONNECTEUR	CONNECTOR	STECKVERBINDER
25	5060100	1	6 A - 100 V	1	DIODE	DIODE	DIODE
26	5090170	1		2	CLIP	CLIP	KLIPP
27	5120037	1	50 A	1	FUSIBLE	FUSE	SICHERUNG
28	5120013	1	7,5 A	1	FUSIBLE	FUSE	SICHERUNG
29	5080781	1		1	CONNECTEUR	CONNECTOR	STECKVERBINDER
30	5090164	1		8	CONTACT	CONTACT	KONTAKT
31	5080809	1		2	CONNECTEUR	CONNECTOR	STECKVERBINDER
32	5080800	1		2	CONNECTEUR	CONNECTOR	STECKVERBINDER
33	5080763	1		1	CONNECTEUR	CONNECTOR	STECKVERBINDER
34	5090158	1		1	SOCKET	SOCKET	SOCKET
35	5090096	1		2	COSSE	THIMBLE	KABELSCHUH
36	5720885			1	FAISCEAU ELECTRIQUE	HARNESS WIRING	KABELSATZ
37	5080784	36		1	CONNECTEUR	CONNECTOR	STECKVERBINDER
38	5090168	36	2.5 mm	18	COSSE	THIMBLE	KABELSCHUH
39	5600221	36		18	JOINT	SEAL	DICHTRING
40	4740116	36		13	BOUCHON	PLUG	VERSCHL.STOPFEN
41	5080777	36		1	CONNECTEUR	CONNECTOR	STECKVERBINDER
42	5080776	36		1	CAPOT	HOOD	HAUBE
43	5600114	36		19	JOINT	SEAL	DICHTRING
44	5090098	36		19	COSSE	THIMBLE	KABELSCHUH

FAISCEAU ÉLECTRIQUE : MOTEUR
HARNESS WIRING: ENGINE
KABELSATZ : MOTOR

→ 80397&84004
+80390

1	5720945	→I 80467&84006
	5720975	I→ 80468&84005
2	5070026	
3	5080092	
4	5080093	
5	5080095	
6	5080096	
7	5080103	
8	5080105	
9	5080107	
10	5080800	
11	5080110	
12	5080112	
13	5080114	
14	5080115	
15	5080154	
16	5080156	
17	5080759	
18	5090170	
19	5090108	
20	5090147	
21	5600114	
22	5720803	
23	5080758	
24	5720548	
25	5090098	
26	5600114	
27	5120037	
28	5080777	
29	5080781	
30	5090164	
31	5080809	
32	5080776	
33	5080763	
34	5090158	
35	5090096	
36	5720885	
37	5080784	
38	5090168	
39	5600221	
40	4740116	
41	5720381	
42	5090109	
43	5090040	
44	5720974	
45	K7030527	

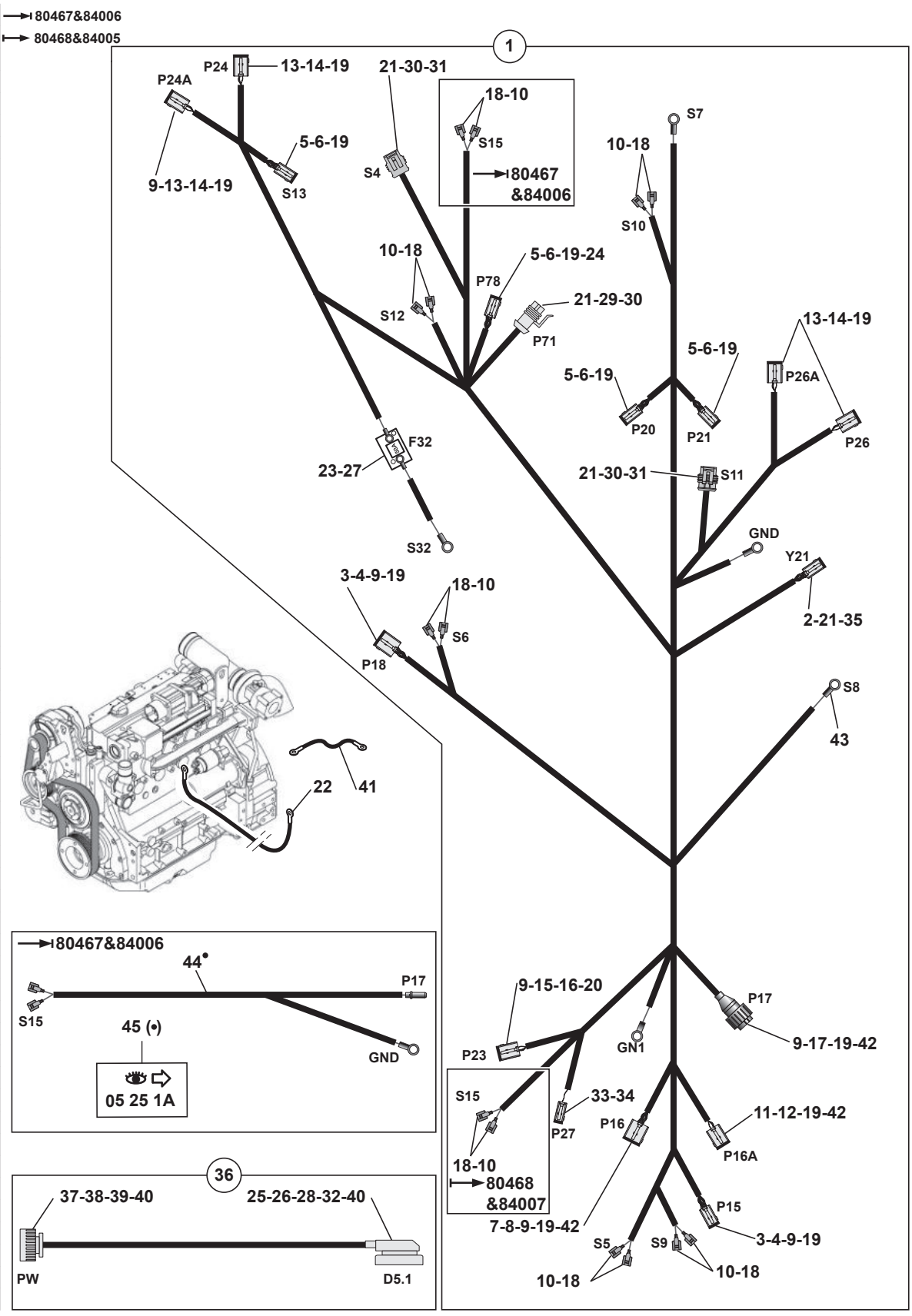

714MW_5400703_71_20_1D.eps

FAISCEAU ELECTRIQUE: MOTEUR
HARNESS WIRING: ENGINE
KABELSATZ: MOTOR

→ 80397&84004
+80390

1	5720945		→I 80467&84006	1	FAISCEAU ELECTRIQUE	HARNESS WIRING	KABELSATZ
1	5720975		I→ 80468&84007		FAISCEAU ELECTRIQUE	HARNESS WIRING	KABELSATZ
2	5070026	1		1	CONNECTEUR	CONNECTOR	STECKVERBINDER
3	5080092	1		2	CONNECTEUR	CONNECTOR	STECKVERBINDER
4	5080093	1		2	VERROU	LATCH	RIEGEL
5	5080095	1		4	CONNECTEUR	CONNECTOR	STECKVERBINDER
6	5080096	1		4	VERROU	LATCH	RIEGEL
7	5080103	1		1	CONNECTEUR	CONNECTOR	STECKVERBINDER
8	5080105	1		1	VERROU	LATCH	RIEGEL
9	5080107	1		9	BOUCHON	PLUG	VERSCHL.STOPFEN
10	5080800	1		12	CONNECTEUR	CONNECTOR	STECKVERBINDER
11	5080110	1		1	CONNECTEUR	CONNECTOR	STECKVERBINDER
12	5080112	1		1	VERROU	LATCH	RIEGEL
13	5080114	1		4	CONNECTEUR	CONNECTOR	STECKVERBINDER
14	5080115	1		4	VERROU	LATCH	RIEGEL
15	5080154	1		1	CONNECTEUR	CONNECTOR	STECKVERBINDER
16	5080156	1		1	VERROU	LATCH	RIEGEL
17	5080759	1		1	CONNECTEUR	CONNECTOR	STECKVERBINDER
18	5090170	1		12	CLIP	CLIP	KLIPP
19	5090108	1	1 mm²	77	SOCKET	SOCKET	SOCKET
20	5090147	1		1	SOCKET	SOCKET	SOCKET
21	5600114	1		9	JOINT	SEAL	DICHTRING
22	5720803			1	CABLE	CABLE	KABEL
23	5080758	1		1	PORTE FUSIBLE	FUSE HOLDER	SICHERUNGSHALTER
24	5720548	1		1	CONNECTEUR	CONNECTOR	STECKVERBINDER
25	5090098	36		19	COSSE	THIMBLE	KABELSCHUH
26	5600114	36		19	JOINT	SEAL	DICHTRING
27	5120037	1	50 A	1	FUSIBLE	FUSE	SICHERUNG
28	5080777	36		1	CONNECTEUR	CONNECTOR	STECKVERBINDER
29	5080781	1		1	CONNECTEUR	CONNECTOR	STECKVERBINDER
30	5090164	1		7	CONTACT	CONTACT	KONTAKT
31	5080809	1		2	CONNECTEUR	CONNECTOR	STECKVERBINDER
32	5080776	36		1	CAPOT	HOOD	HAUBE
33	5080763	1		2	CONNECTEUR	CONNECTOR	STECKVERBINDER
34	5090158	1		1	SOCKET	SOCKET	SOCKET
35	5090096	1		2	COSSE	THIMBLE	KABELSCHUH
36	5720885			1	FAISCEAU ELECTRIQUE	HARNESS WIRING	KABELSATZ
37	5080784	36		1	CONNECTEUR	CONNECTOR	STECKVERBINDER
38	5090168	36	2.5 mm	18	COSSE	THIMBLE	KABELSCHUH
39	5600221	36		18	JOINT	SEAL	DICHTRING
40	4740116	36		13	BOUCHON	PLUG	VERSCHL.STOPFEN
41	5720381			1	CABLE	CABLE	KABEL
42	5090109	1	2 mm²	4	SOCKET	SOCKET	SOCKET
43	5090040	1		1	COSSE	THIMBLE	KABELSCHUH

FAISCEAU ÉLECTRIQUE : MOTEUR
HARNESS WIRING: ENGINE
KABELSATZ : MOTOR

→ 80397&84004
+80390

1	5720945	→I 80467&84006
	5720975	I→ 80468&84005
2	5070026	
3	5080092	
4	5080093	
5	5080095	
6	5080096	
7	5080103	
8	5080105	
9	5080107	
10	5080800	
11	5080110	
12	5080112	
13	5080114	
14	5080115	
15	5080154	
16	5080156	
17	5080759	
18	5090170	
19	5090108	
20	5090147	
21	5600114	
22	5720803	
23	5080758	
24	5720548	
25	5090098	
26	5600114	
27	5120037	
28	5080777	
29	5080781	
30	5090164	
31	5080809	
32	5080776	
33	5080763	
34	5090158	
35	5090096	
36	5720885	
37	5080784	
38	5090168	
39	5600221	
40	4740116	
41	5720381	
42	5090109	
43	5090040	
44	5720974	
45	K7030527	

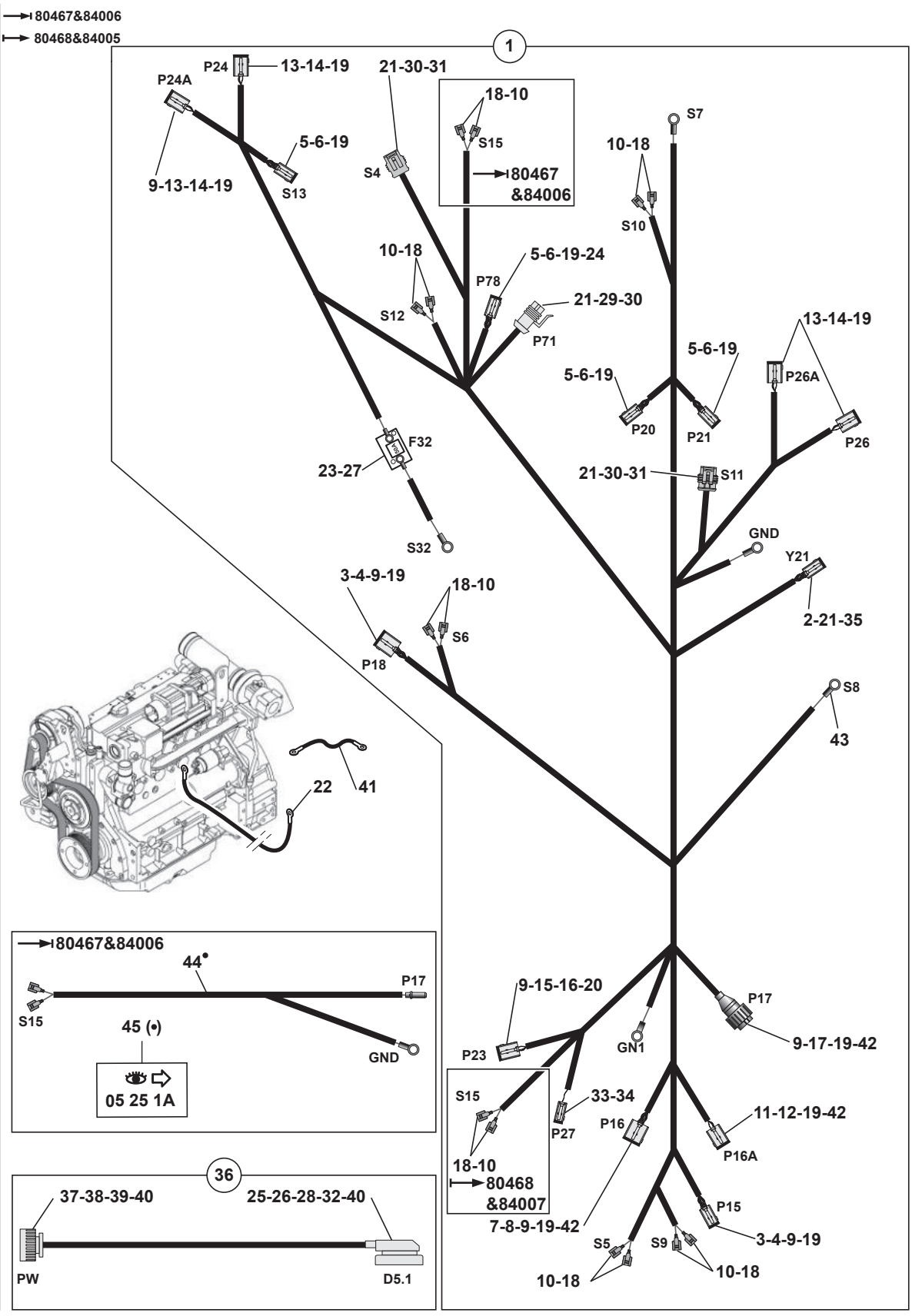

714MW_5400703_71_20_1D.eps

FAISCEAU ELECTRIQUE: MOTEUR
HARNESS WIRING: ENGINE
KABELSATZ: MOTOR

→ 80397&84004
+80390

44	5720974	45		1	FAISCEAU ELECTRIQUE	HARNESS WIRING	KABELSATZ
45	K7030527		05 25 1A	PM	KIT OPTIMISATION	KIT OPTIMIZATION	BAUSATZ OPTIMIERUNG

FAISCEAU ÉLECTRIQUE : (SUPERVISEUR)
HARNESS WIRING: (SUPERVISOR)
KABELSATZ : (AUFSEHER)

1	S
2	5080108
3	5080768
4	5080769
5	5080770
6	5090014
7	5720846

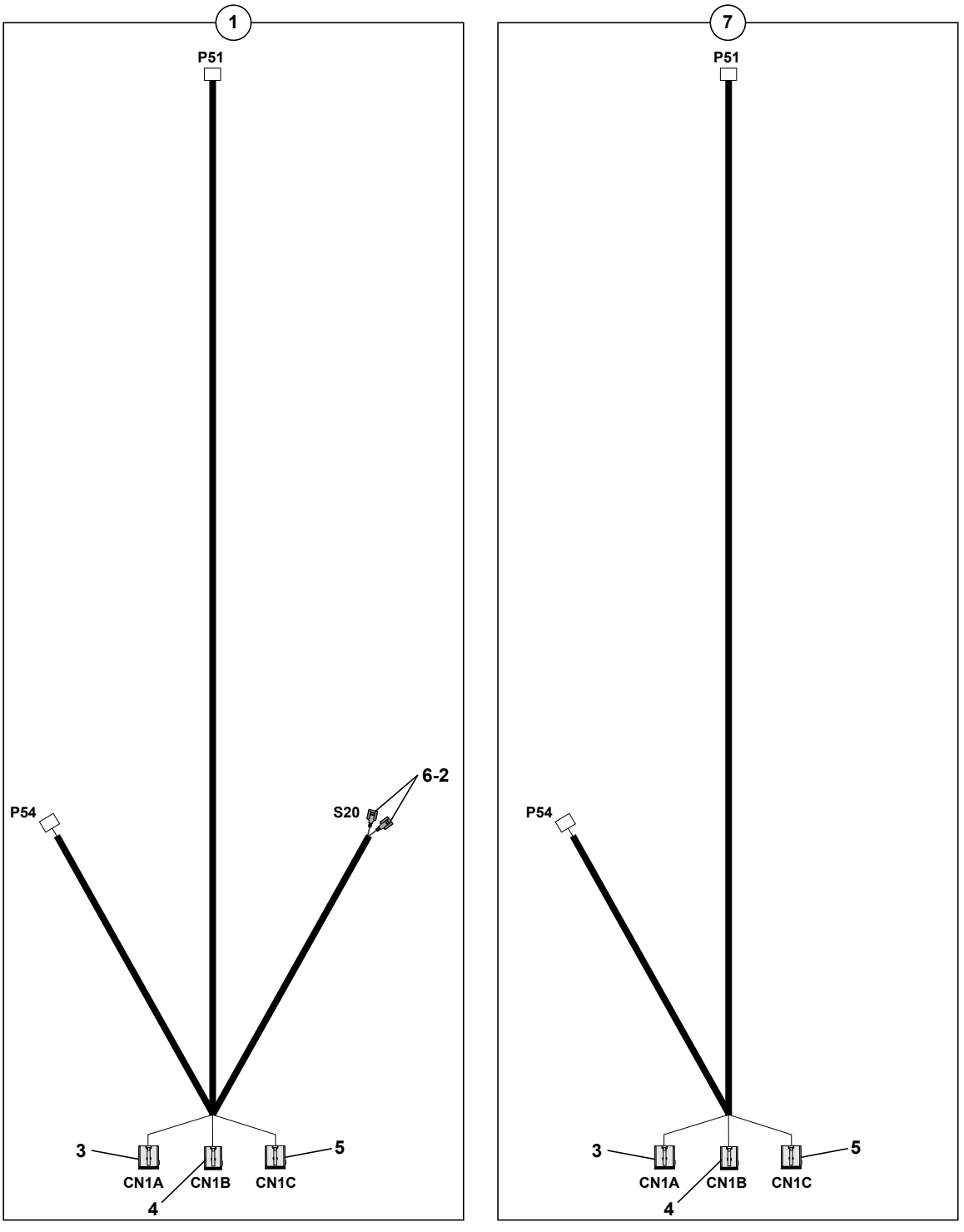

714MW_5400703_71_25_1A.eps

FAISCEAU ELECTRIQUE : (SUPERVISEUR)
HARNESS WIRING: (SUPERVISOR)
KABELSATZ : (AUFSEHER)

1	5720823	S	1	FAISCEAU ELECTRIQUE	HARNESS WIRING	KABELSATZ
2	5080108	1	2	CONNECTEUR	CONNECTOR	STECKVERBINDER
3	5080768	1-7	1	CONNECTEUR	CONNECTOR	STECKVERBINDER
4	5080769	1-7	1	CONNECTEUR	CONNECTOR	STECKVERBINDER
5	5080770	1-7	1	CONNECTEUR	CONNECTOR	STECKVERBINDER
6	5090014	1	2	CLIP	CLIP	KLIPP
7	5720846		1	FAISCEAU ELECTRIQUE	HARNESS WIRING	KABELSATZ

FAISCEAU ÉLECTRIQUE : (INTERMÉDIAIRE)
HARNESS WIRING: (INTERMEDIARY)
KABELSATZ : (VERMITTLER)

→ 80305

40 (•)
05 15 1A

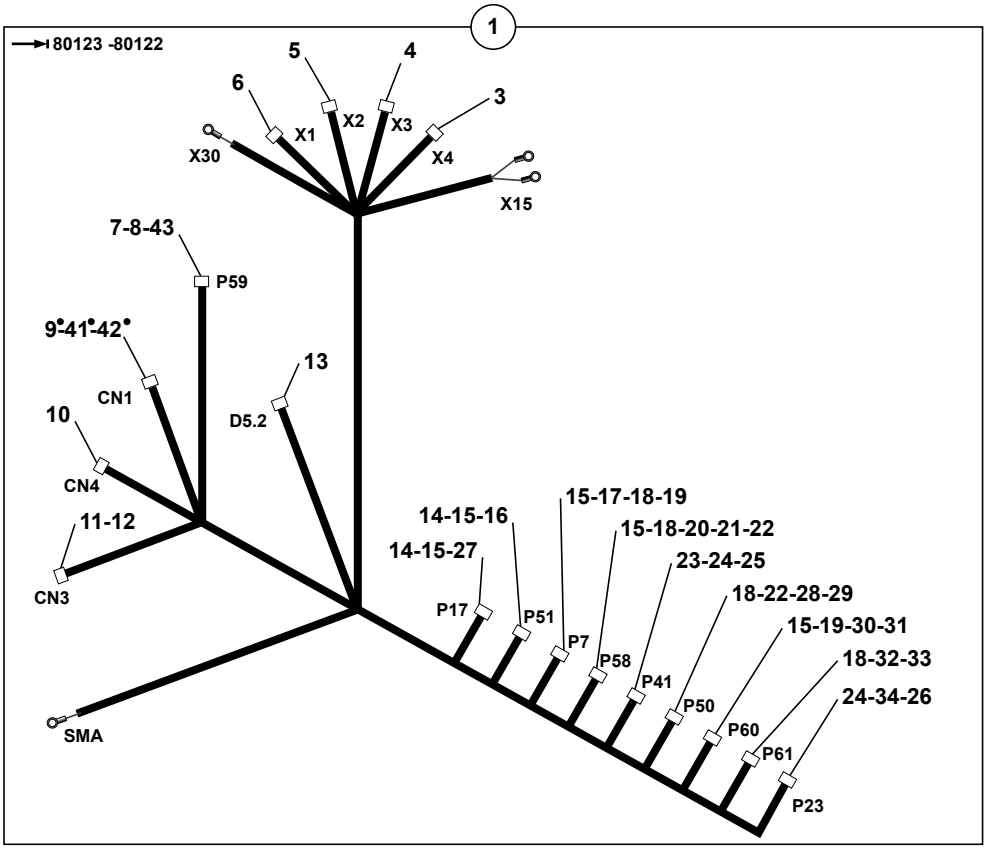

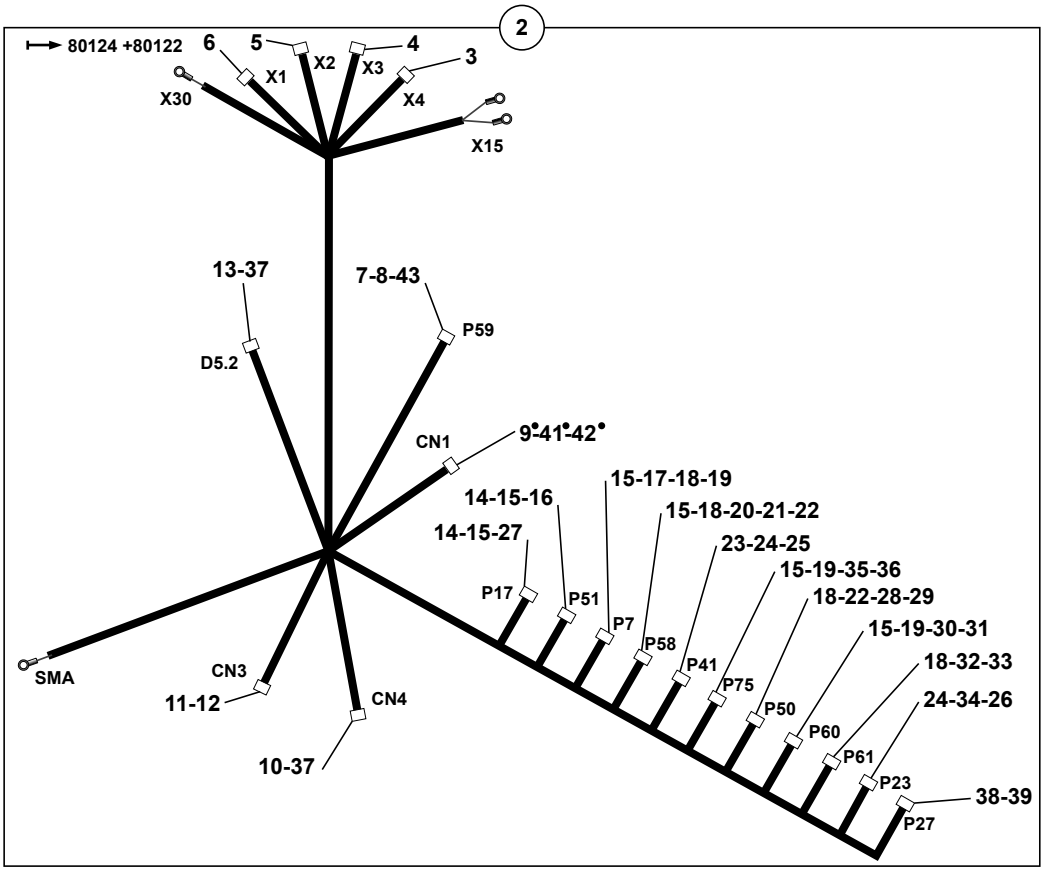

1	5720832
2	5720861
3	5080788
4	5080787
5	5080790
6	5080789
7	5080780
8	5090169
9	5080799 ⇒ 40
10	5080077
11	5080774
12	4740116
13	5080798
14	5090106
15	5080107
16	5080794
17	5080734
18	5090108
19	5090107
20	5080795
21	5090147
22	5090109
23	5080796
24	5090146
25	5080797
26	5080155
27	5080793
28	5080093
29	5080092
30	5080090
31	5080091
32	5080114
33	5080115
34	5080153
35	5080786
36	5080106
37	5080776
38	5080764 → 80125
39	5090159 → 80125
40	K7032010
41	5600220
42	5090174
43	5080779

714MW_5400703_71_30_1A.eps

FAISCEAU ELECTRIQUE : (INTERMEDIAIRE) → 80305
HARNESS WIRING: (INTERMEDIARY)
KABELSATZ : (VERMITTLER)

1	5720832		→ 80123 -80122	1	FAISCEAU ELECTRIQUE	HARNESS WIRING	KABELSATZ
2	5720861		⊢→ 80124 +80122	1	FAISCEAU ELECTRIQUE	HARNESS WIRING	KABELSATZ
3	5080788	1-2		1	CONNECTEUR	CONNECTOR	STECKVERBINDER
4	5080787	1-2		1	CONNECTEUR	CONNECTOR	STECKVERBINDER
5	5080790	1-2		1	CONNECTEUR	CONNECTOR	STECKVERBINDER
6	5080789	1-2		1	CONNECTEUR	CONNECTOR	STECKVERBINDER
7	5080780	1-2		1	CONNECTEUR	CONNECTOR	STECKVERBINDER
8	5090169	1-2		6	COSSE	THIMBLE	KABELSCHUH
9	5080799	1-2	⊟▷ 40	1	CONNECTEUR	CONNECTOR	STECKVERBINDER
9		40		2			
10	5080077	1-2		1	CONNECTEUR	CONNECTOR	STECKVERBINDER
11	5080774	1-2		1	CONNECTEUR	CONNECTOR	STECKVERBINDER
12	4740116	1-2		5	BOUCHON	PLUG	VERSCHL.STOPFEN
13	5080798	1-2		1	CONNECTEUR	CONNECTOR	STECKVERBINDER
14	5090106	1-2	1 mm²	61	PINS		
15	5080107	1-2		37	BOUCHON	PLUG	VERSCHL.STOPFEN
16	5080794	1-2		1	CONNECTEUR	CONNECTOR	STECKVERBINDER
17	5080734	1-2		1	CONNECTEUR	CONNECTOR	STECKVERBINDER
18	5090108	1-2	1 mm²	45	SOCKET	SOCKET	SOCKET
19	5090107	1-2	2 mm²	7	PINS		
20	5080795	1-2		1	CONNECTEUR	CONNECTOR	STECKVERBINDER
21	5090147	1-2		3	SOCKET	SOCKET	SOCKET
22	5090109	1-2	2 mm²	6	SOCKET	SOCKET	SOCKET
23	5080796	1-2		1	CONNECTEUR	CONNECTOR	STECKVERBINDER
24	5090146	1-2		6	PINS		
25	5080797	1-2		1	VERROU	LATCH	RIEGEL
26	5080155	1-2		1	VERROU	LATCH	RIEGEL
27	5080793	1-2		1	CONNECTEUR	CONNECTOR	STECKVERBINDER
28	5080093	1-2		1	VERROU	LATCH	RIEGEL
29	5080092	1-2		1	CONNECTEUR	CONNECTOR	STECKVERBINDER
30	5080090	1-2		1	CONNECTEUR	CONNECTOR	STECKVERBINDER
31	5080091	1-2		1	VERROU	LATCH	RIEGEL
32	5080114	1-2		1	CONNECTEUR	CONNECTOR	STECKVERBINDER
33	5080115	1-2		1	VERROU	LATCH	RIEGEL
34	5080153	1-2		1	CONNECTEUR	CONNECTOR	STECKVERBINDER
35	5080786	2		1	CONNECTEUR	CONNECTOR	STECKVERBINDER
36	5080106	2		1	VERROU	LATCH	RIEGEL
37	5080776	2		2	CAPOT	HOOD	HAUBE
38	5080764	2	⊢→ 80125	2	CONNECTEUR	CONNECTOR	STECKVERBINDER
39	5090159	2	⊢→ 80125	2	CONTACT	CONTACT	KONTAKT
40	K7032010		👁 05 15 1A	PM	KIT CONNECTEUR	KIT CONNECTOR	KIT STECKVERBINDER
41	5600220	40		6	JOINT	SEAL	DICHTRING
42	5090174	40	3-6 mm²	6	CLIP	CLIP	KLIPP
43	5080779	1-2		1	CAPOT	HOOD	HAUBE

FAISCEAU ÉLECTRIQUE : (INTERMÉDIAIRE)
HARNESS WIRING: (INTERMEDIARY)
KABELSATZ : (VERMITTLER)

→ 80306
→| 80396&84003
-80390

1	5720891
2	5080788
3	5080787
4	5080790
5	5080789
6	5080780
7	5090169
8	5080799 ⇒ 46
9	5080077
10	5080774
11	4740116
12	5080798
13	5090106
14	5080107
15	5080794
16	5080749
17	5090108
18	5090107
19	5080795
20	5090147
21	5090109
22	5080796
23	5090146
24	5080797
25	5080155
26	5080793
27	5080093
28	5080092
29	5080090
30	5080091
31	5080114
32	5080115
33	5080153
34	5080786
35	5080106
36	5080776
37	5080764
38	5090159
39	5600220
40	5090174
41	5080779
42	5090096
43	5600114
44	5090171
45	5090173
46	K7032010
47	5080103
48	5080105

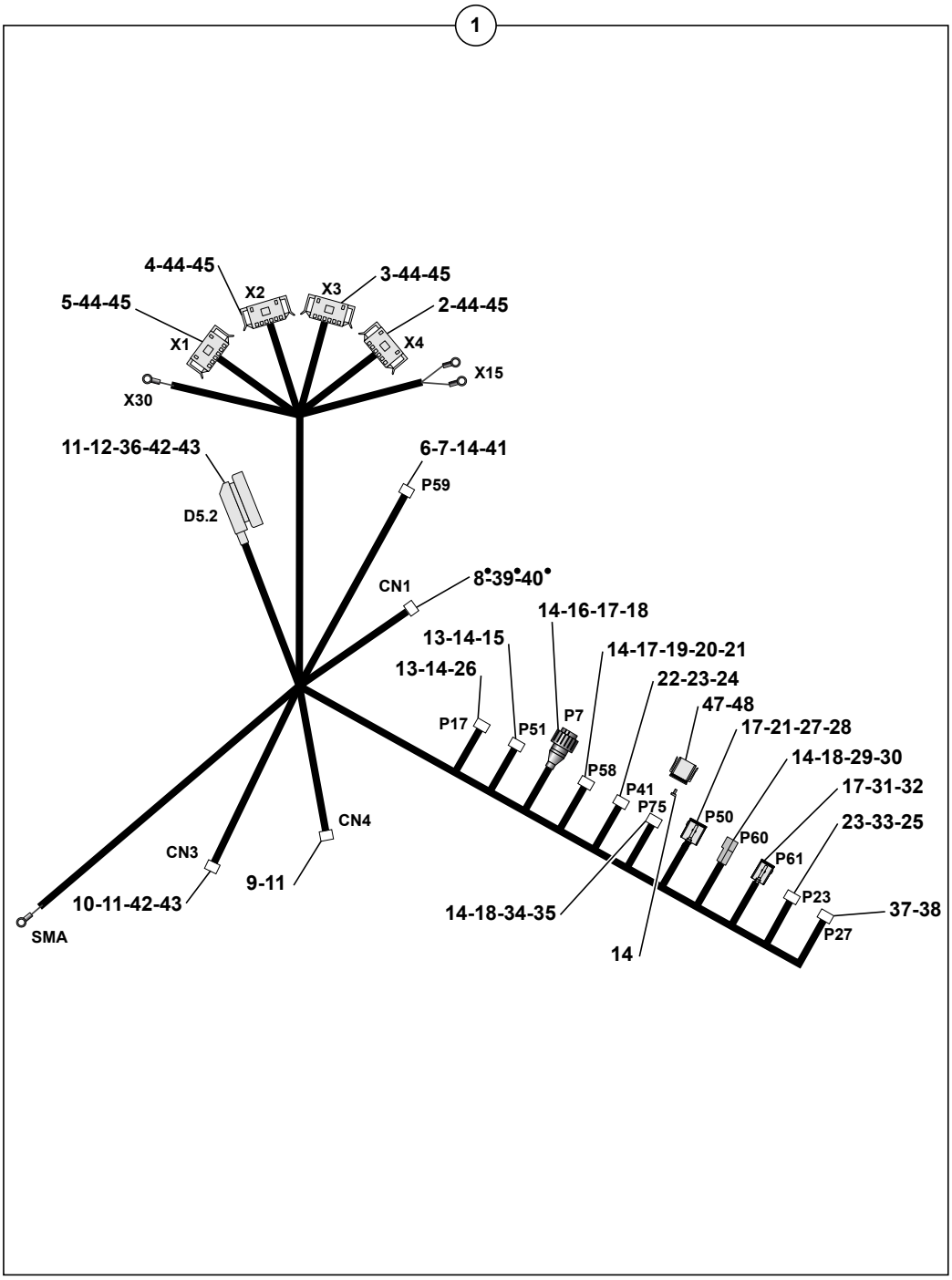

46 (•)
05 15 1A

714MW_5400703_71_30_1B.eps

FAISCEAU ELECTRIQUE : (INTERMEDIAIRE)
HARNESS WIRING: (INTERMEDIARY)
KABELSATZ : (VERMITTLER)

→ 80306
→| 80396&84003
-80390

1	5720891			1	FAISCEAU ELECTRIQUE	HARNESS WIRING	KABELSATZ
2	5080788	1		1	CONNECTEUR	CONNECTOR	STECKVERBINDER
3	5080787	1		1	CONNECTEUR	CONNECTOR	STECKVERBINDER
4	5080790	1		1	CONNECTEUR	CONNECTOR	STECKVERBINDER
5	5080789	1		1	CONNECTEUR	CONNECTOR	STECKVERBINDER
6	5080780	1		1	CONNECTEUR	CONNECTOR	STECKVERBINDER
7	5090169	1		6	COSSE	THIMBLE	KABELSCHUH
8	5080799	1	46	1	CONNECTEUR	CONNECTOR	STECKVERBINDER
9	5080077	1		1	CONNECTEUR	CONNECTOR	STECKVERBINDER
10	5080774	1		1	CONNECTEUR	CONNECTOR	STECKVERBINDER
11	4740116	1		30	BOUCHON	PLUG	VERSCHL.STOPFEN
12	5080798	1		1	CONNECTEUR	CONNECTOR	STECKVERBINDER
13	5090106	1	1 mm²	94	PIN	PINE	PIN
14	5080107	1		31	BOUCHON	PLUG	VERSCHL.STOPFEN
15	5080794	1		1	CONNECTEUR	CONNECTOR	STECKVERBINDER
16	5080749	1		1	CONNECTEUR	CONNECTOR	STECKVERBINDER
17	5090108	1	1 mm²	19	SOCKET	SOCKET	SOCKET
18	5090107	1	2 mm²	9	PIN	PINE	PIN
19	5080795	1		1	CONNECTEUR	CONNECTOR	STECKVERBINDER
20	5090147	1		1	SOCKET	SOCKET	SOCKET
21	5090109	1	2 mm²	12	SOCKET	SOCKET	SOCKET
22	5080796	1		1	CONNECTEUR	CONNECTOR	STECKVERBINDER
23	5090146	1		5	PIN	PINE	PIN
24	5080797	1		1	VERROU	LATCH	RIEGEL
25	5080155	1		1	VERROU	LATCH	RIEGEL
26	5080793	1		1	CONNECTEUR	CONNECTOR	STECKVERBINDER
27	5080093	1		2	VERROU	LATCH	RIEGEL
28	5080092	1		2	CONNECTEUR	CONNECTOR	STECKVERBINDER
29	5080090	1		1	CONNECTEUR	CONNECTOR	STECKVERBINDER
30	5080091	1		1	VERROU	LATCH	RIEGEL
31	5080114	1		1	CONNECTEUR	CONNECTOR	STECKVERBINDER
32	5080115	1		1	VERROU	LATCH	RIEGEL
33	5080153	1		1	CONNECTEUR	CONNECTOR	STECKVERBINDER
34	5080786	1		1	CONNECTEUR	CONNECTOR	STECKVERBINDER
35	5080106	1		1	VERROU	LATCH	RIEGEL
36	5080776	1		2	CAPOT	HOOD	HAUBE
37	5080764	1		1	CONNECTEUR	CONNECTOR	STECKVERBINDER
38	5090159	1		1	CONTACT	CONTACT	KONTAKT
39	5600220	1	46	2	JOINT	SEAL	DICHTRING
40	5090174	1	46 / 3-6 mm²	2	CLIP	CLIP	KLIPP
41	5080779	1		1	CAPOT	HOOD	HAUBE
42	5090096	1		25	COSSE	THIMBLE	KABELSCHUH
43	5600114	1		27	JOINT	SEAL	DICHTRING
44	5090171	1	1.5-2.5 mm²	8	CLIP	CLIP	KLIPP

FAISCEAU ÉLECTRIQUE : (INTERMÉDIAIRE)
HARNESS WIRING: (INTERMEDIARY)
KABELSATZ : (VERMITTLER)

→ 80306
→| 80396&84003
-80390

1	5720891
2	5080788
3	5080787
4	5080790
5	5080789
6	5080780
7	5090169
8	5080799 ⇒ 46
9	5080077
10	5080774
11	4740116
12	5080798
13	5090106
14	5080107
15	5080794
16	5080749
17	5090108
18	5090107
19	5080795
20	5090147
21	5090109
22	5080796
23	5090146
24	5080797
25	5080155
26	5080793
27	5080093
28	5080092
29	5080090
30	5080091
31	5080114
32	5080115
33	5080153
34	5080786
35	5080106
36	5080776
37	5080764
38	5090159
39	5600220
40	5090174
41	5080779
42	5090096
43	5600114
44	5090171
45	5090173
46	K7032010
47	5080103
48	5080105

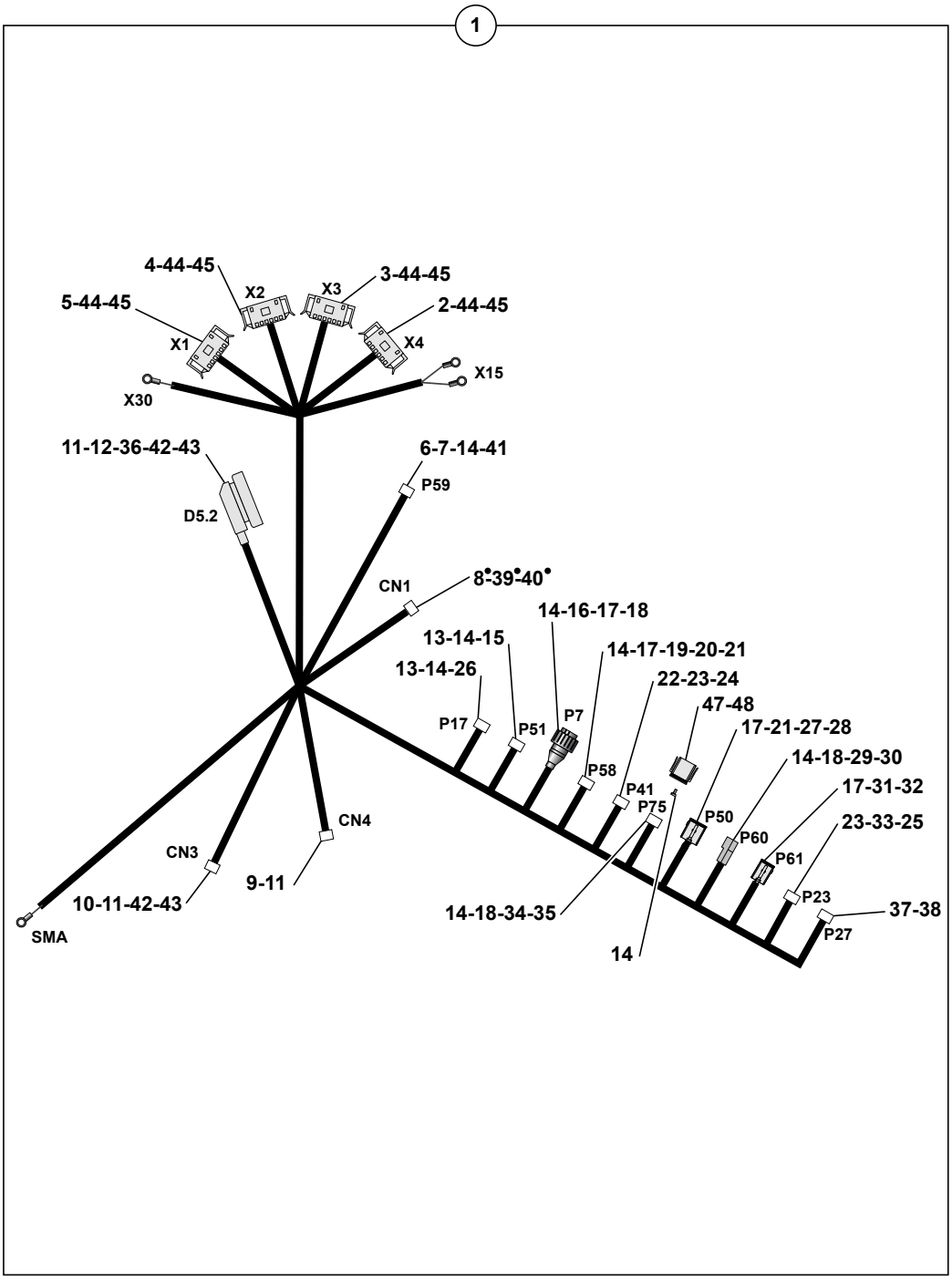

46 (•)
05 15 1A

714MW_5400703_71_30_1B.eps

FAISCEAU ELECTRIQUE : (INTERMEDIAIRE)
HARNESS WIRING: (INTERMEDIARY)
KABELSATZ : (VERMITTLER)

→ 80306
→| 80396&84003
-80390

45	5090173	1		0.5-1 mm²	38	CLIP	CLIP	KLIPP
46	K7032010		👁	05 15 1A	PM	KIT CONNECTEUR	KIT CONNECTOR	KIT STECKVERBINDER
47	5080103	1			1	CONNECTEUR	CONNECTOR	STECKVERBINDER
48	5080105	1			1	VERROU	LATCH	RIEGEL

FAISCEAU ÉLECTRIQUE : (INTERMÉDIAIRE)
HARNESS WIRING: (INTERMEDIARY)
KABELSATZ : (VERMITTLER)

→ 80397&84004
+80390

1	5720944
2	5080788
3	5080787
4	5080790
5	5080789
6	5080780
7	5090169
8	5080799
9	5080077
10	5080774
11	4740116
12	5080798
13	5090106
14	5080107
15	5080794
16	5080749
17	5090108
18	5090107
19	5080795
20	5090147
21	5090109
22	5080796
23	5090146
24	5080797
25	5080155
26	5080793
27	5080093
28	5080092
29	5080090
30	5080091
31	5080114
32	5080115
33	5080153
34	5080786
35	5080106
36	5080776
37	5080764
38	5090159
39	5600220
40	5090174
41	5080779
42	5090096
43	5600114
44	5090171
45	5090173
46	K7032010
47	5080096
48	5080791
49	5080842
50	5080109
51	5060101
52	5080095
53	5080841

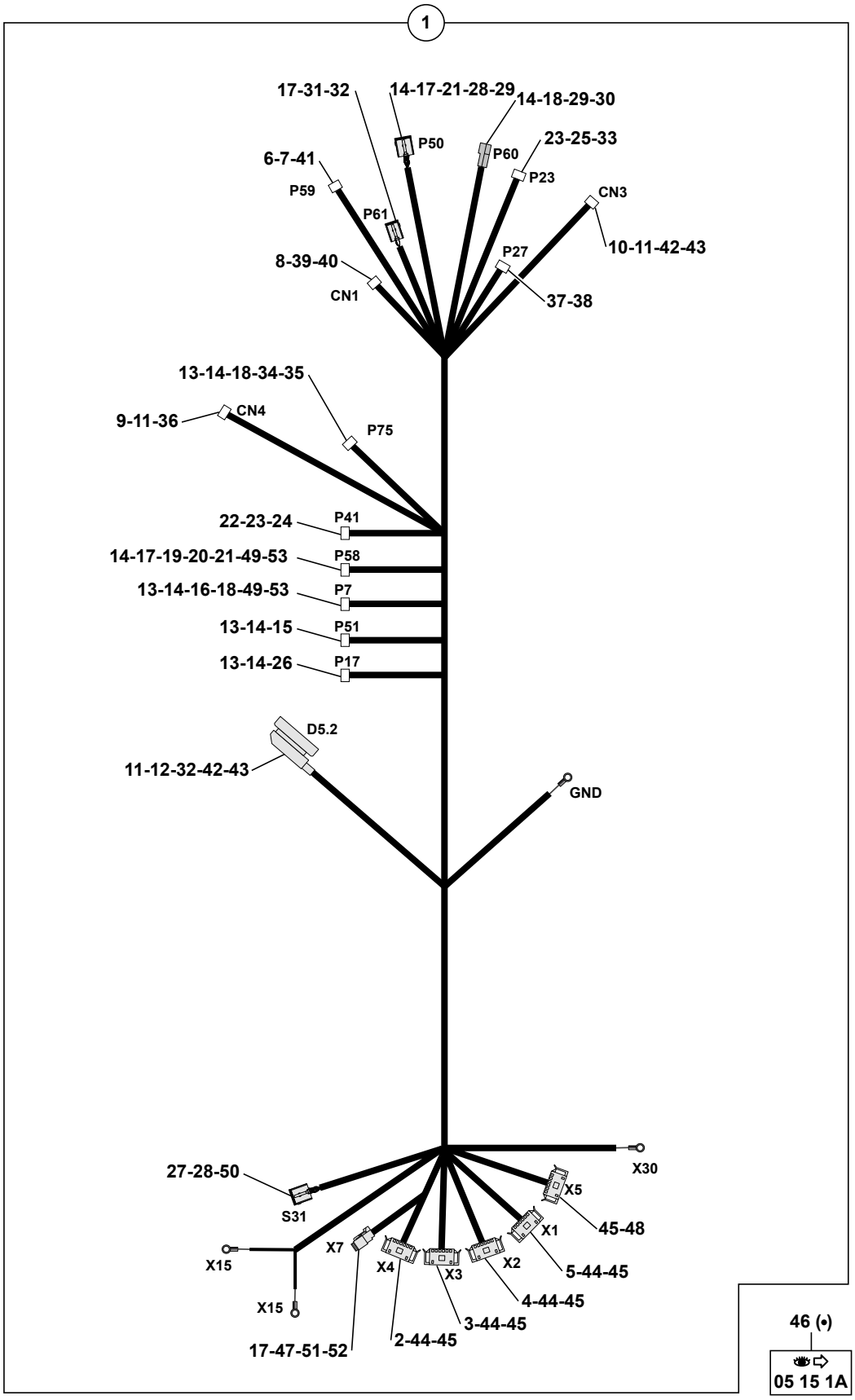

714MW_5400703_71_30_1C.eps

FAISCEAU ELECTRIQUE : (INTERMEDIAIRE)
HARNESS WIRING: (INTERMEDIARY)
KABELSATZ : (VERMITTLER)

→ 80397&84004
+80390

1	5720944			1	FAISCEAU ELECTRIQUE	HARNESS WIRING	KABELSATZ
2	5080788	1		1	CONNECTEUR	CONNECTOR	STECKVERBINDER
3	5080787	1		1	CONNECTEUR	CONNECTOR	STECKVERBINDER
4	5080790	1		1	CONNECTEUR	CONNECTOR	STECKVERBINDER
5	5080789	1		1	CONNECTEUR	CONNECTOR	STECKVERBINDER
6	5080780	1		1	CONNECTEUR	CONNECTOR	STECKVERBINDER
7	5090169	1		6	COSSE	THIMBLE	KABELSCHUH
8	5080799	1	46	1	CONNECTEUR	CONNECTOR	STECKVERBINDER
9	5080077	1		1	CONNECTEUR	CONNECTOR	STECKVERBINDER
10	5080774	1		1	CONNECTEUR	CONNECTOR	STECKVERBINDER
11	4740116	1		9	BOUCHON	PLUG	VERSCHL.STOPFEN
12	5080798	1		1	CONNECTEUR	CONNECTOR	STECKVERBINDER
13	5090106	1	1 mm²	97	PIN	PINE	PIN
14	5080107	1		28	BOUCHON	PLUG	VERSCHL.STOPFEN
15	5080794	1		1	CONNECTEUR	CONNECTOR	STECKVERBINDER
16	5080749	1		1	CONNECTEUR	CONNECTOR	STECKVERBINDER
17	5090108	1	1 mm²	19	SOCKET	SOCKET	SOCKET
18	5090107	1	2 mm²	10	PIN	PINE	PIN
19	5080795	1		1	CONNECTEUR	CONNECTOR	STECKVERBINDER
20	5090147	1		1	SOCKET	SOCKET	SOCKET
21	5090109	1	2 mm²	6	SOCKET	SOCKET	SOCKET
22	5080796	1		1	CONNECTEUR	CONNECTOR	STECKVERBINDER
23	5090146	1		5	PIN	PINE	PIN
24	5080797	1		1	VERROU	LATCH	RIEGEL
25	5080155	1		1	VERROU	LATCH	RIEGEL
26	5080793	1		1	CONNECTEUR	CONNECTOR	STECKVERBINDER
27	5080093	1		2	VERROU	LATCH	RIEGEL
28	5080092	1		2	CONNECTEUR	CONNECTOR	STECKVERBINDER
29	5080090	1		1	CONNECTEUR	CONNECTOR	STECKVERBINDER
30	5080091	1		1	VERROU	LATCH	RIEGEL
31	5080114	1		1	CONNECTEUR	CONNECTOR	STECKVERBINDER
32	5080115	1		1	VERROU	LATCH	RIEGEL
33	5080153	1		1	CONNECTEUR	CONNECTOR	STECKVERBINDER
34	5080786	1		1	CONNECTEUR	CONNECTOR	STECKVERBINDER
35	5080106	1		1	VERROU	LATCH	RIEGEL
36	5080776	1		2	CAPOT	HOOD	HAUBE
37	5080764	1		1	CONNECTEUR	CONNECTOR	STECKVERBINDER
38	5090159	1		1	CONTACT	CONTACT	KONTAKT
39	5600220	1	46	2	JOINT	SEAL	DICHTRING
40	5090174	1	46 / 3-6 mm²	2	CLIP	CLIP	KLIPP
41	5080779	1		1	CAPOT	HOOD	HAUBE
42	5090096	1		18	COSSE	THIMBLE	KABELSCHUH
43	5600114	1		18	JOINT	SEAL	DICHTRING
44	5090171	1	1.5-2.5 mm²	30	CLIP	CLIP	KLIPP

FAISCEAU ÉLECTRIQUE : (INTERMÉDIAIRE)
HARNESS WIRING: (INTERMEDIARY)
KABELSATZ : (VERMITTLER)

→ 80397&84004
+80390

1	5720944
2	5080788
3	5080787
4	5080790
5	5080789
6	5080780
7	5090169
8	5080799
9	5080077
10	5080774
11	4740116
12	5080798
13	5090106
14	5080107
15	5080794
16	5080749
17	5090108
18	5090107
19	5080795
20	5090147
21	5090109
22	5080796
23	5090146
24	5080797
25	5080155
26	5080793
27	5080093
28	5080092
29	5080090
30	5080091
31	5080114
32	5080115
33	5080153
34	5080786
35	5080106
36	5080776
37	5080764
38	5090159
39	5600220
40	5090174
41	5080779
42	5090096
43	5600114
44	5090171
45	5090173
46	K7032010
47	5080096
48	5080791
49	5080842
50	5080109
51	5060101
52	5080095
53	5080841

46

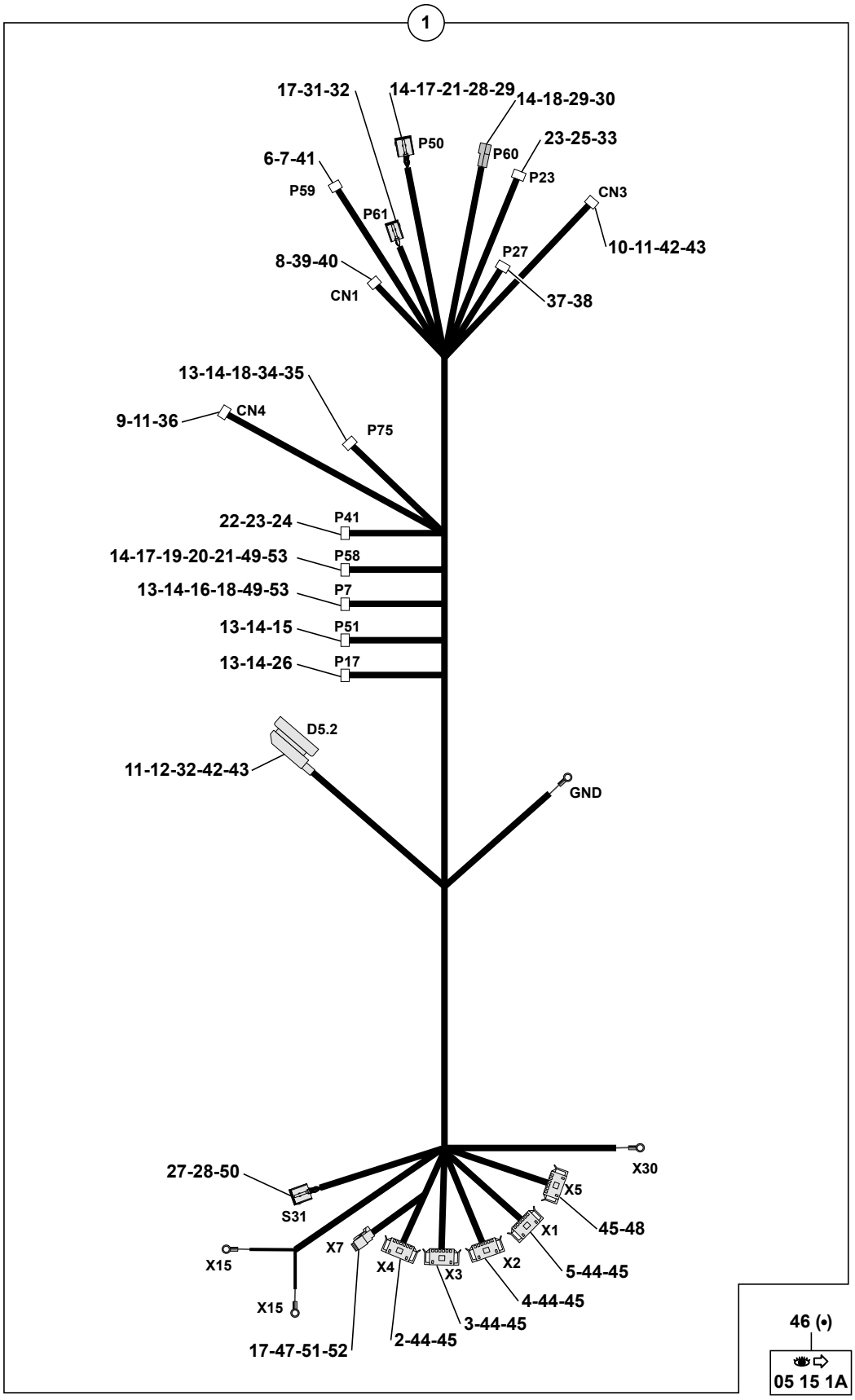

714MW_5400703_71_30_1C.eps

FAISCEAU ELECTRIQUE : (INTERMEDIAIRE)
HARNESS WIRING: (INTERMEDIARY)
KABELSATZ : (VERMITTLER)

→ 80397&84004
+80390

45	5090173	1	0.5-1 mm²	23	CLIP	CLIP	KLIPP
46	K7032010		05 15 1A	PM	KIT CONNECTEUR	KIT CONNECTOR	KIT STECKVERBINDER
47	5080096	1		1	VERROU	LATCH	RIEGEL
48	5080791	1		1	CONNECTEUR	CONNECTOR	STECKVERBINDER
49	5080842	1		2	RONDELLE	WASHER	UNTERLEGSCHEIBE
50	5080109	1		7	CONNECTEUR	CONNECTOR	STECKVERBINDER
51	5060101	1		1	CONNECTEUR	CONNECTOR	STECKVERBINDER
52	5080095	1		1	CONNECTEUR	CONNECTOR	STECKVERBINDER
53	5080841	1		2	ECROU	NUT	MUTTER

FAISCEAU ALIMENTATION CAPTEURS
BEAM FOOD SENSORS
BÜNDEL ERNÄHRUNG EMPFÄNGER

→I 80396&84003
-80390

1	5720943
2	5080095
3	5080096
4	5080107
5	5090106
6	5090108
7	5720548
8	5080791
9	5090173
10	K7032037
11	5400738
12	K7032039
13	5400740
14	5720949

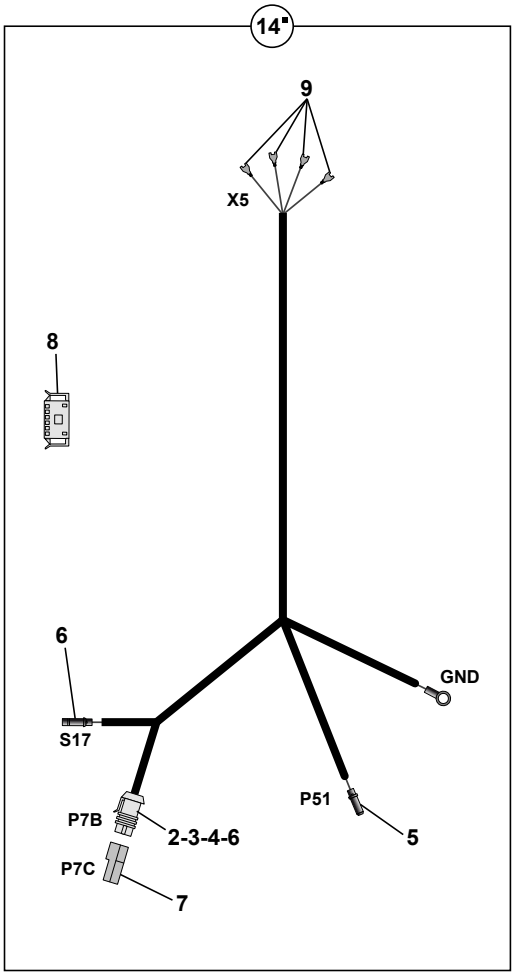

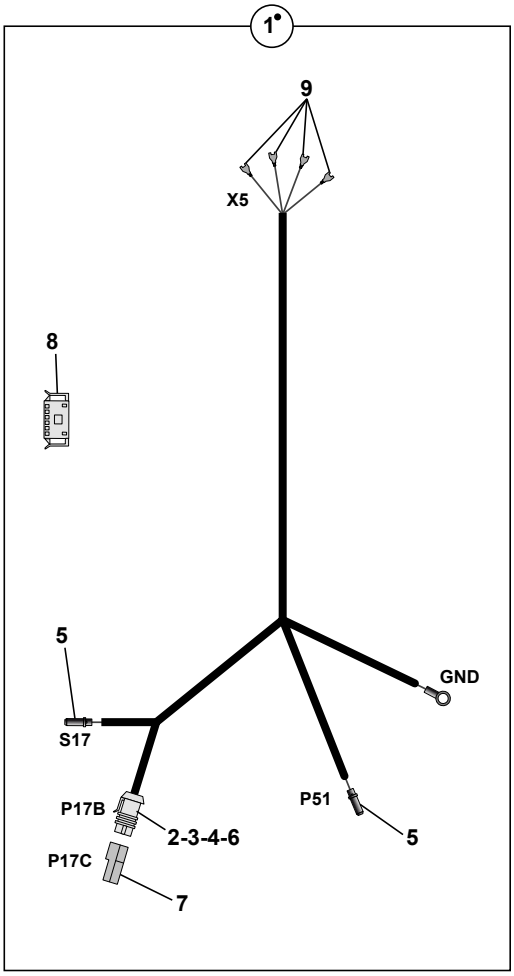

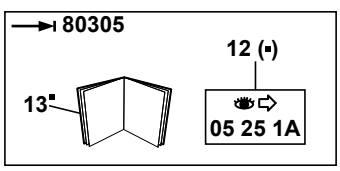

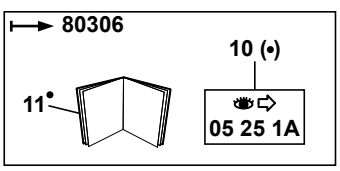

714MW_5400703_71_31_1A.eps

FAISCEAU ALIMENTATION CAPTEURS
BEAM FOOD SENSORS
BUNDEL ERNAHRUNG EMPFANGER

→ 80396&84003
-80390

1	5720943	10		1	FAISCEAU ELECTRIQUE	HARNESS WIRING	KABELSATZ
2	5080095	1-12		1	CONNECTEUR	CONNECTOR	STECKVERBINDER
3	5080096	1-12-		1	VERROU	LATCH	RIEGEL
4	5080107	1-12		1	BOUCHON	PLUG	VERSCHL.STOPFEN
5	5090106	1	1 mm²	2	PIN	PINE	PIN
5		12		1			
6	5090108	1	1 mm²	1	SOCKET	SOCKET	SOCKET
6		12		2			
7	5720548	1-12		1	CONNECTEUR	CONNECTOR	STECKVERBINDER
8	5080791	1-12		1	CONNECTEUR	CONNECTOR	STECKVERBINDER
9	5090173	1-12	0.5-1 mm²	4	CLIP	CLIP	KLIPP
10	K7032037		05 25 1A	PM	KIT ALIMENTATION	KIT FEED	BAUSATZ ZUFUHRUNG
11	5400738	10		1	PLAN DE MONTAGE	MOUNTING DRAWING	MONTAGE ZEICHNUNG
12	K7032039		05 25 1A	PM	KIT ALIMENTATION	KIT FEED	BAUSATZ ZUFUHRUNG
13	5400740	12		1	PLAN DE MONTAGE	MOUNTING DRAWING	MONTAGE ZEICHNUNG
14	5720949	12		1	FAISCEAU ELECTRIQUE	HARNESS WIRING	KABELSATZ

FAISCEAU SIÈGE
SEAT HARNESS
KABELSATZ SITZ

→I 80305

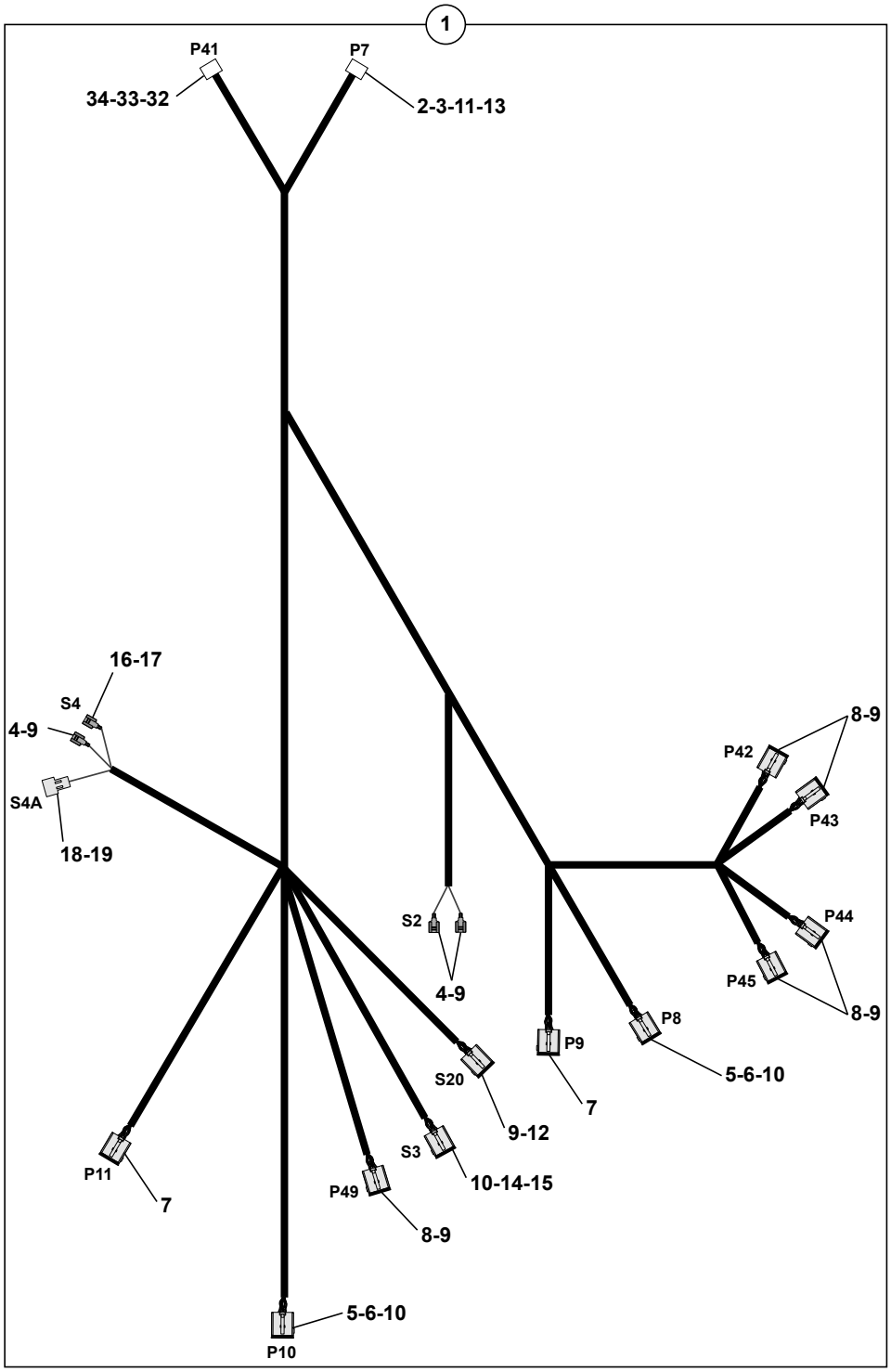

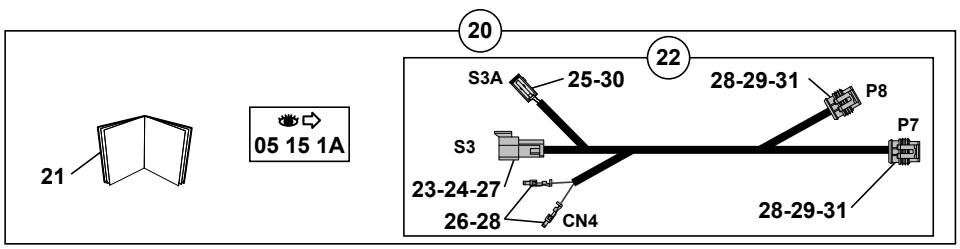

1	5720817	
2	5090107	
3	5080749	
4	5080108	
5	5080128	
6	5080129	
7	5080742	
8	5080766	
9	5090014	
10	5090108	
11	5090106	
12	5080030	
13	5080107	
14	5080114	
15	5080115	
16	5090152	
17	5080765	
18	5080812	
19	5090175	
20	K7032021	→I 80260
21	5400726	
22	5720889	I→ 80261
23	5080099	
24	5080100	
25	5090014	
26	5090096	
27	5090106	
28	5600114	
29	5090164	
30	5080803	
31	5080809	
32	5080845	
33	5080846	
34	5090147	

714MW_5400703_71_35_1A.eps

FAISCEAU SIEGE
SEAT HARNESS
KABELSATZ SITZ

→| 80305

1	5720817				1	FAISCEAU ELECTRIQUE	HARNESS WIRING	KABELSATZ
2	5090107	1	2 mm²		2	PIN	PINE	PIN
3	5080749	1			1	CONNECTEUR	CONNECTOR	STECKVERBINDER
4	5080108	1			3	CONNECTEUR	CONNECTOR	STECKVERBINDER
5	5080128	1			2	CONNECTEUR	CONNECTOR	STECKVERBINDER
6	5080129	1			2	VERROU	LATCH	RIEGEL
7	5080742	1			2	CONNECTEUR	CONNECTOR	STECKVERBINDER
8	5080766	1			5	CONNECTEUR	CONNECTOR	STECKVERBINDER
9	5090014	1			30	CLIP	CLIP	KLIPP
10	5090108	1	1 mm²		19	SOCKET	SOCKET	SOCKET
11	5090106	1	1 mm²		28	PIN	PINE	PIN
12	5080030	1			1	CONNECTEUR	CONNECTOR	STECKVERBINDER
13	5080107	1			1	BOUCHON	PLUG	VERSCHL.STOPFEN
14	5080114	1			1	CONNECTEUR	CONNECTOR	STECKVERBINDER
15	5080115	1			1	VERROU	LATCH	RIEGEL
16	5090152	1			1	CLIP	CLIP	KLIPP
17	5080765	1			1	CONNECTEUR	CONNECTOR	STECKVERBINDER
18	5080812	1			1	CONNECTEUR	CONNECTOR	STECKVERBINDER
19	5090175	1			2	CLIP	CLIP	KLIPP
20	K7032021		→| 80260		PM	KIT CAPTEURS	KIT SENSORS	KIT SENSOREN
20			05 15 1A					
21	5400726	20			1	PLAN DE MONTAGE	MOUNTING DRAWING	MONTAGE ZEICHNUNG
22	5720889	20		→ 80261	1	FAISCEAU ELECTRIQUE	HARNESS WIRING	KABELSATZ
23	5080099	22			1	CONNECTEUR	CONNECTOR	STECKVERBINDER
24	5080100	22			1	VERROU	LATCH	RIEGEL
25	5090014	22			2	CLIP	CLIP	KLIPP
26	5090096	22			2	COSSE	THIMBLE	KABELSCHUH
27	5090106	22	1 mm²		3	PIN	PINE	PIN
28	5600114	22			8	JOINT	SEAL	DICHTRING
29	5090164	22			6	CONTACT	CONTACT	KONTAKT
30	5080803	22			1	CONNECTEUR	CONNECTOR	STECKVERBINDER
31	5080809	22			2	CONNECTEUR	CONNECTOR	STECKVERBINDER
* 32	5080845	1			1	CONNECTEUR	CONNECTOR	STECKVERBINDER
* 33	5080846	1			1	VERROU	LATCH	RIEGEL
* 34	5090147	1			4	SOCKET	SOCKET	SOCKET

FAISCEAU SIÈGE
SEAT HARNESS
KABELSATZ SITZ

→ 80306
→| 80396&84003
-80390

1	5720875
2	5080107
3	5080734
4	5080108
5	5080128
6	5080129
7	5080742
8	5080766
9	5090014
10	5090108
11	5090109
12	5080030
13	5080803
14	5090152
15	5080765
16	5080812
17	5090175

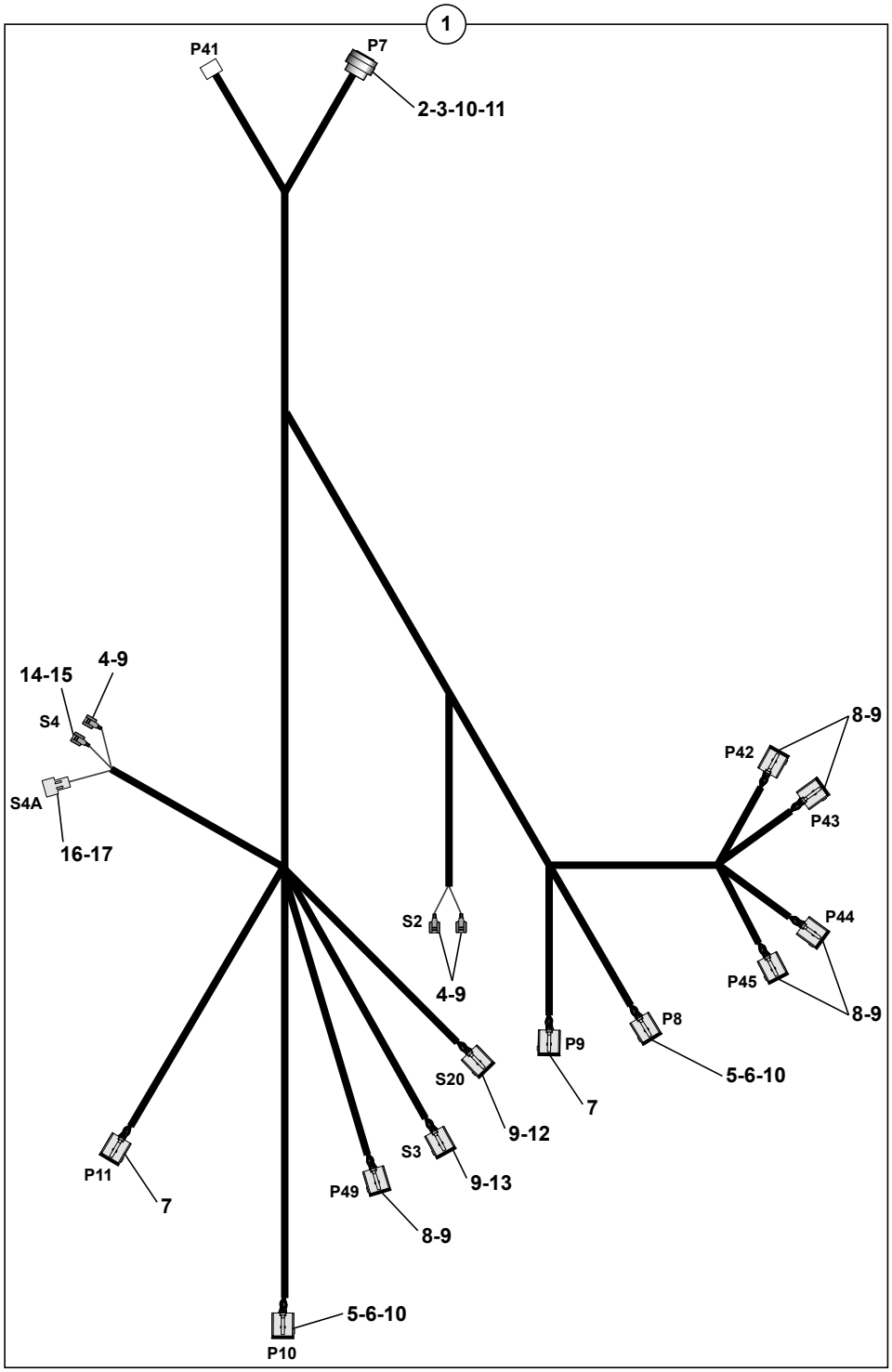

714MW_5400703_71_35_1B.eps

FAISCEAU SIEGE
SEAT HARNESS
KABELSATZ SITZ

→ 80306
→| 80396&84003
-80390

1	5720875			1	FAISCEAU ELECTRIQUE	HARNESS WIRING	KABELSATZ
2	5080107	1		2	BOUCHON	PLUG	VERSCHL.STOPFEN
3	5080734	1		1	CONNECTEUR	CONNECTOR	STECKVERBINDER
4	5080108	1		3	CONNECTEUR	CONNECTOR	STECKVERBINDER
5	5080128	1		2	CONNECTEUR	CONNECTOR	STECKVERBINDER
6	5080129	1		2	VERROU	LATCH	RIEGEL
7	5080742	1		2	CONNECTEUR	CONNECTOR	STECKVERBINDER
8	5080766	1		5	CONNECTEUR	CONNECTOR	STECKVERBINDER
9	5090014	1		32	CLIP	CLIP	KLIPP
10	5090108	1	1 mm²	41	SOCKET	SOCKET	SOCKET
11	5090109	1	2 mm²	2	SOCKET	SOCKET	SOCKET
12	5080030	1		1	CONNECTEUR	CONNECTOR	STECKVERBINDER
13	5080803	1		1	CONNECTEUR	CONNECTOR	STECKVERBINDER
14	5090152	1		1	CLIP	CLIP	KLIPP
15	5080765	1		1	CONNECTEUR	CONNECTOR	STECKVERBINDER
16	5080812	1		1	CONNECTEUR	CONNECTOR	STECKVERBINDER
17	5090175	1		2	CLIP	CLIP	KLIPP

FAISCEAU SIÈGE
SEAT HARNESS
KABELSATZ SITZ

→ 80397&84004
+80390

1	5720933
2	5080107
3	5080734
4	5080108
5	5080128
6	5080129
7	5080742
8	5080766
9	5090014
10	5090108
11	5090109
12	5080030
13	5080803
14	5090152
15	5080765
16	5080812
17	5090175

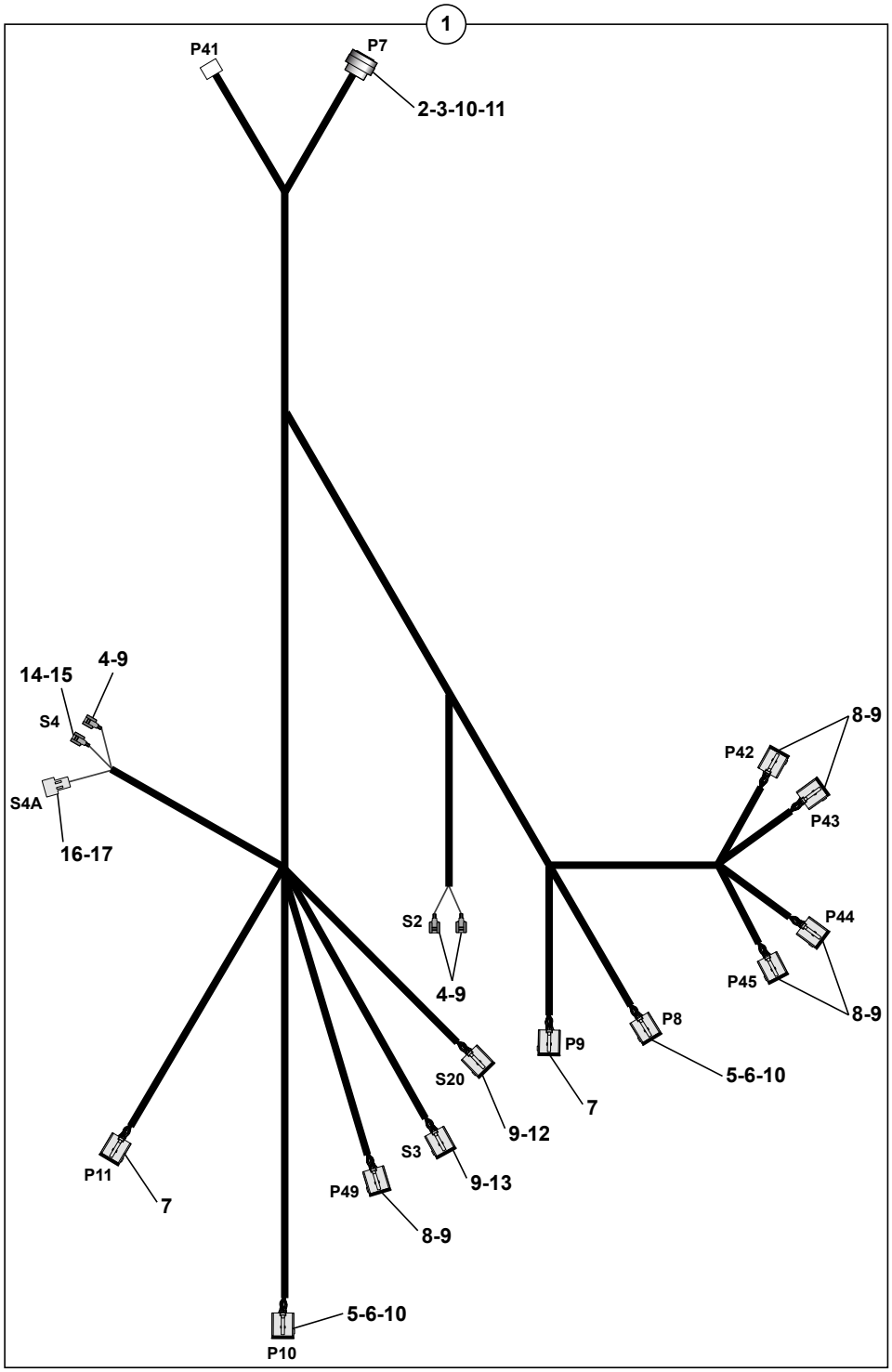

714MW_5400703_71_35_1C.eps

FAISCEAU SIEGE
SEAT HARNESS
KABELSATZ SITZ

→ 80397&84004
+80390

1	5720933			1	FAISCEAU ELECTRIQUE	HARNESS WIRING	KABELSATZ
2	5080107	1		2	BOUCHON	PLUG	VERSCHL.STOPFEN
3	5080734	1		1	CONNECTEUR	CONNECTOR	STECKVERBINDER
4	5080108	1		3	CONNECTEUR	CONNECTOR	STECKVERBINDER
5	5080128	1		2	CONNECTEUR	CONNECTOR	STECKVERBINDER
6	5080129	1		2	VERROU	LATCH	RIEGEL
7	5080742	1		2	CONNECTEUR	CONNECTOR	STECKVERBINDER
8	5080766	1		5	CONNECTEUR	CONNECTOR	STECKVERBINDER
9	5090014	1		32	CLIP	CLIP	KLIPP
10	5090108	1	1 mm²	41	SOCKET	SOCKET	SOCKET
11	5090109	1	2 mm²	2	SOCKET	SOCKET	SOCKET
12	5080030	1		1	CONNECTEUR	CONNECTOR	STECKVERBINDER
13	5080803	1		1	CONNECTEUR	CONNECTOR	STECKVERBINDER
14	5090152	1		1	CLIP	CLIP	KLIPP
15	5080765	1		1	CONNECTEUR	CONNECTOR	STECKVERBINDER
16	5080812	1		1	CONNECTEUR	CONNECTOR	STECKVERBINDER
17	5090175	1		2	CLIP	CLIP	KLIPP

FAISCEAU ÉLECTRIQUE : SIÈGE CHAUFFANT
HARNESS: HEATING SEAT
KABELSATZ : HEIZENDER SITZ

1	5720865
2	5080095
3	5080096
4	5090109
5	5080792
6	5090171
7	5090143

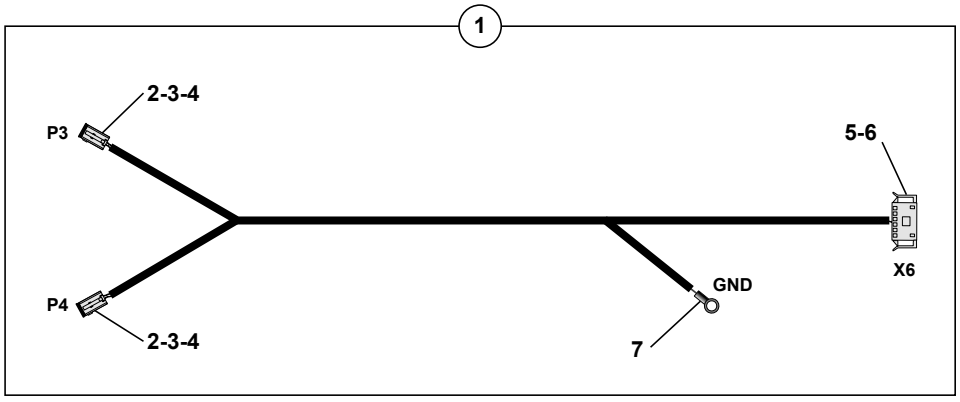

714MW_5400703_71_37_1A.eps

FAISCEAU ELECTRIQUE : SIÈGE CHAUFFANT
HARNESS: HEATING SEAT
KABELSATZ : HEIZENDER SITZ

1	5720865			1	FAISCEAU ELECTRIQUE	HARNESS WIRING	KABELSATZ
2	5080095	1		2	CONNECTEUR	CONNECTOR	STECKVERBINDER
3	5080096	1		2	VERROU	LATCH	RIEGEL
4	5090109	1	2 mm²	4	SOCKET	SOCKET	SOCKET
5	5080792	1		1	CONNECTEUR	CONNECTOR	STECKVERBINDER
6	5090171	1	1.5-2.5 mm²	1	CLIP	CLIP	KLIPP
7	5090143	1		1	COSSE	THIMBLE	KABELSCHUH

FAISCEAU RELAIS DÉMARRAGE À FROID
HARNESS WIRING COLD START
KABELSATZ KALTER START

→I 80124

1	5720836
2	5080014
3	5080781
4	5090105
5	5090116
6	5090164
7	5600114
8	K7032013
9	5090059
10	5080806
11	7032012

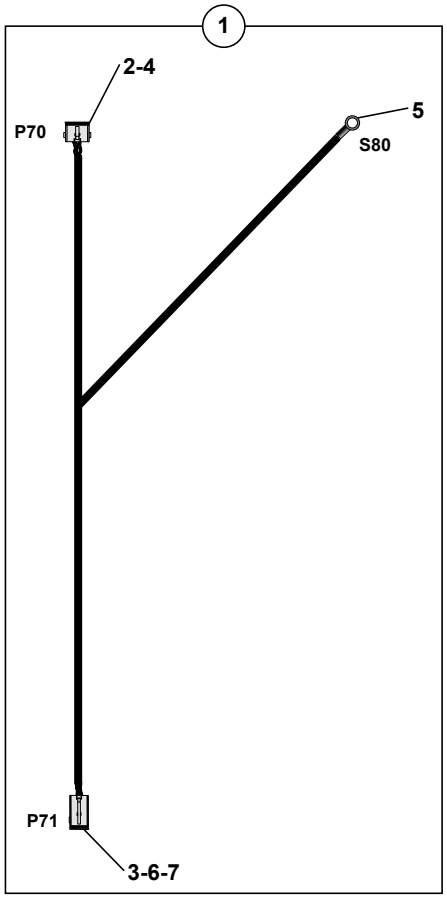

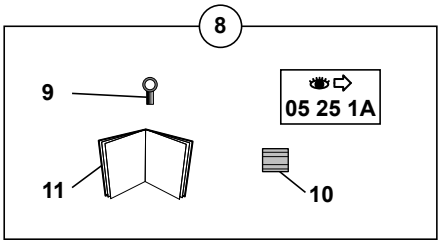

714MW_5400703_71_40_1A.eps

FAISCEAU RELAIS DEMARRAGE A FROID
HARNESS WIRING COLD START
KABELSATZ KALTER START

→| 80124

1	5720836			1	FAISCEAU ELECTRIQUE	HARNESS WIRING	KABELSATZ
2	5080014	1		1	CONNECTEUR	CONNECTOR	STECKVERBINDER
3	5080781	1		1	CONNECTEUR	CONNECTOR	STECKVERBINDER
4	5090105	1		1	LANGUETTE	TONGUE	LASCHE
5	5090116	1		1	COSSE	THIMBLE	KABELSCHUH
6	5090164	1		2	CONTACT	CONTACT	KONTAKT
7	5600114	1		2	JOINT	SEAL	DICHTRING
8	K7032013		05 25 1A	PM	KIT RELAIS	KIT RELAY	BAUSATZ RELAIS
9	5090059	8		1	COSSE	THIMBLE	KABELSCHUH
10	5080806	8		1	JONCTION CABLE	CABLE JUNCTION	KABELVERTEILER
11	7032012	8		1	PLAN DE MONTAGE	MOUNTING DRAWING	MONTAGE ZEICHNUNG

FAISCEAU ÉLECTRIQUE : PORTE-OUTILS (VOLVO)
HARNESS WIRING: TOOLS-HOLDER (VOLVO)
KABELSATZ : WERKZEUGETRAGER (VOLVO)

→ 80396&84003
-80390

1	5720842
2	5080097
3	5080098
4	5090107
5	5130132

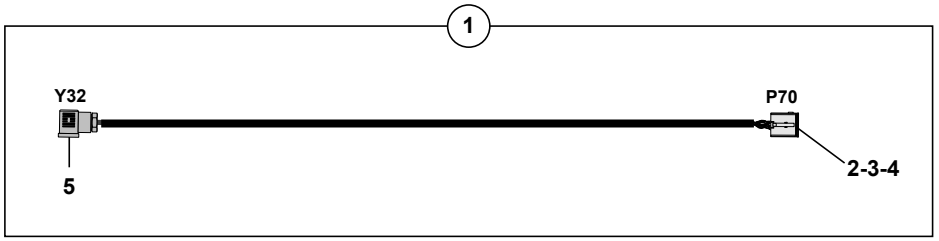

714MW_5400703_71_45_1A.eps

FAISCEAU ELECTRIQUE: PORTE-OUTILS (VOLVO)
HARNESS WIRING: TOOLS-HOLDER (VOLVO)
KABELSATZ: WERKZEUGETRAGER (VOLVO)

→| 80396&84003
-80390

1	5720842			1	FAISCEAU ELECTRIQUE	HARNESS WIRING	KABELSATZ
2	5080097	1		1	CONNECTEUR	CONNECTOR	STECKVERBINDER
3	5080098	1		1	VERROU	LATCH	RIEGEL
4	5090107	1	2 mm²	2	PIN	PINE	PIN
5	5130132	1	24 V	1	TETE D'ELECTRO-VALVE	ELECTRO-VALVE HEAD	KOPF (ELEKTROVENTIL)

FAISCEAU ÉLECTRIQUE : PORTE-OUTILS (LEHNHOFF)
HARNESS WIRING: TOOLS-HOLDER (LEHNHOFF)
KABELSATZ : WERKZEUGETRAGER (LEHNHOFF)

→ 80396&84003
-80390

1	5720842
2	5080097
3	5080098
4	5090107
5	5130132

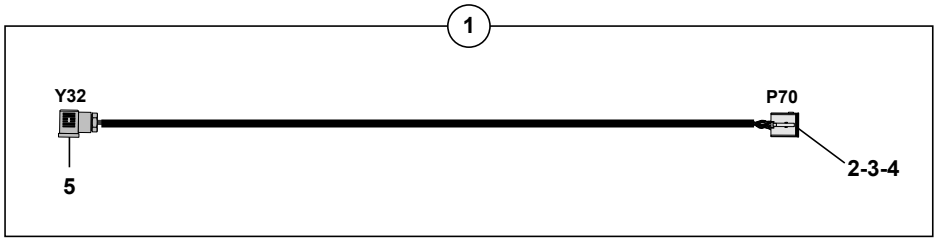

714MW_5400703_71_47_1A.eps

FAISCEAU ELECTRIQUE: PORTE-OUTILS (LEHNHOFF)
HARNESS WIRING: TOOLS-HOLDER (LEHNHOFF)
KABELSATZ: WERKZEUGETRAGER (LEHNHOFF)

→| 80396&84003
-80390

1	5720842			1	FAISCEAU ELECTRIQUE	HARNESS WIRING	KABELSATZ
2	5080097	1		1	CONNECTEUR	CONNECTOR	STECKVERBINDER
3	5080098	1		1	VERROU	LATCH	RIEGEL
4	5090107	1	2 mm²	2	PIN	PINE	PIN
5	5130132	1	24 V	1	TETE D'ELECTRO-VALVE	ELECTRO-VALVE HEAD	KOPF (ELEKTROVENTIL)

FAISCEAU : STABILISATEUR ARRIÈRE
HARNESS WIRING: REAR STABILISERS
KABELSATZ : HINTER STABILISATORS

1	5720825
2	5080099
3	5080100
4	5090106
5	5090107
6	5130132

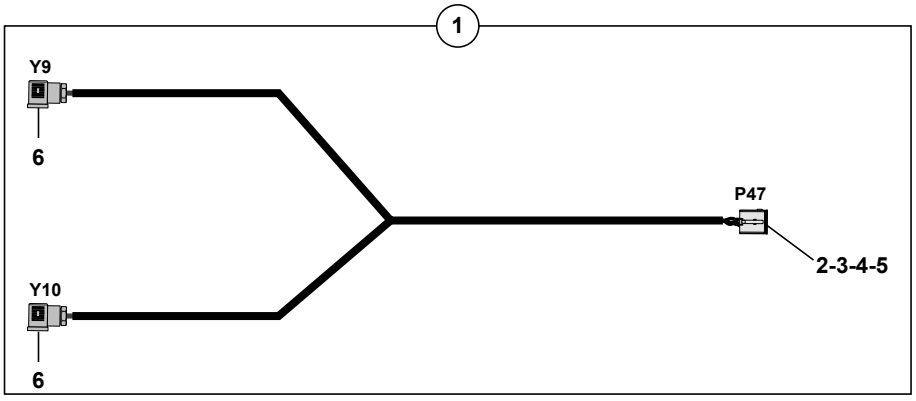

714MW_5400703_71_50_1A.eps

FAISCEAU : STABILISATEUR ARRIERE
HARNESS WIRING: REAR STABILISERS
KABELSATZ : HINTER STABILISATORS

1	5720825			1	FAISCEAU ELECTRIQUE	HARNESS WIRING	KABELSATZ
2	5080099	1		1	CONNECTEUR	CONNECTOR	STECKVERBINDER
3	5080100	1		1	VERROU	LATCH	RIEGEL
4	5090106	1	1 mm2	2	PINS		
5	5090107	1	2 mm2	1	PINS		
6	5130132	1	24V	2	TETE D'ELECTRO-VALVE	ELECTRO-VALVE HEAD	KOPF (ELEKTROVENTIL)

FAISCEAU : STABILISATEUR AVANT
HARNESS WIRING: FRONT STABILISERS
KABELSATZ : VORDER STABILISATORS

1	5720824
2	5080099
3	5080100
4	5090106
5	5090107
6	5130132
7	K7030210

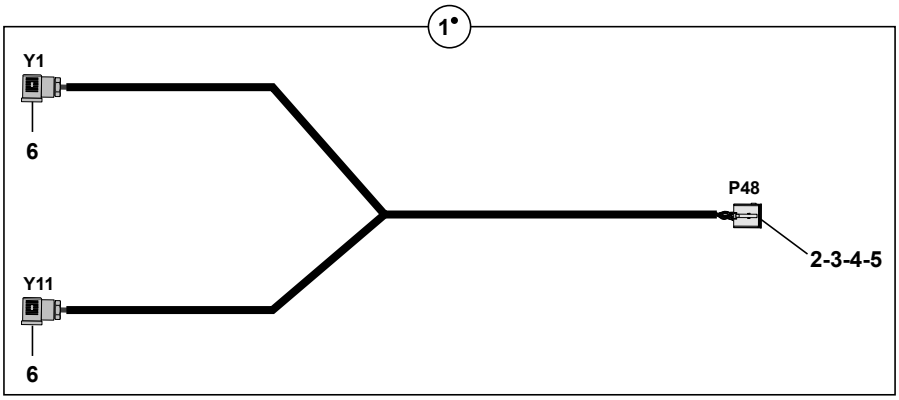

7 (•)
05 10 1A

714MW_5400703_71_52_1A.eps

FAISCEAU : STABILISATEUR AVANT
HARNESS WIRING: FRONT STABILISERS
KABELSATZ : VORDER STABILISATORS

1	5720824	7		1	FAISCEAU ELECTRIQUE	HARNESS WIRING	KABELSATZ
2	5080099	1		1	CONNECTEUR	CONNECTOR	STECKVERBINDER
3	5080100	1		1	VERROU	LATCH	RIEGEL
4	5090106	1	1 mm2	2	PINS		
5	5090107	1	2 mm2	1	PINS		
6	5130132	1	24V	2	TETE D'ELECTRO-VALVE	ELECTRO-VALVE HEAD	KOPF (ELEKTROVENTIL)
7	K7030210			PM	KIT STABILISATEURS AVANT	KIT FRONT STABILIZERS	KIT STABILISIEREND VORHER

FAISCEAU : LAME BULL
HARNESS WIRING: BULLDOZER BLADE
KABELSATZ : PLANIERSCHILD

1	5720826
2	5080099
3	5080100
4	5080107
5	5090106
6	5130132
7	K7030211

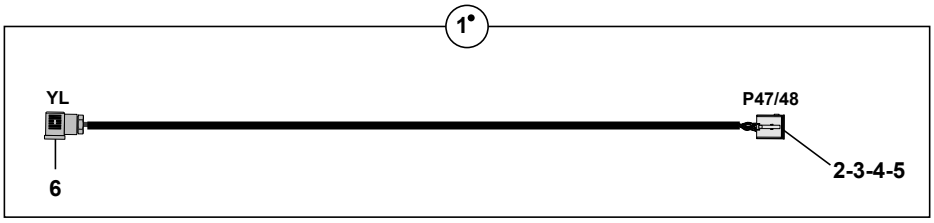

7 (•)
05 10 1A

714MW_5400703_71_55_1A.eps

FAISCEAU : LAME BULL
HARNESS WIRING: BULLDOZER BLADE
KABELSATZ : PLANIERSCHILD

1	5720826	7		1	FAISCEAU ELECTRIQUE	HARNESS WIRING	KABELSATZ
2	5080099	1		1	CONNECTEUR	CONNECTOR	STECKVERBINDER
3	5080100	1		1	VERROU	LATCH	RIEGEL
4	5080107	1		1	BOUCHON	PLUG	VERSCHL.STOPFEN
5	5090106	1	1 mm2	2	PINS		
6	5130132	1	24V	1	TETE D'ELECTRO-VALVE	ELECTRO-VALVE HEAD	KOPF (ELEKTROVENTIL)
7	K7030211			PM	KIT LAME AVANT	KIT FRONT BLADE	KIT KLINGE VOHER

FAISCEAU : OPTION CRABE
HARNESS WIRING: OPTION DISPLACEMENT OUT OF CRAB
KABELSATZ : REISEOPTION IN KRABBE

1	5720828
2	5070026
3	5080090
4	5080091
5	S
6	5090096
7	5090106
8	5090107
9	5600114

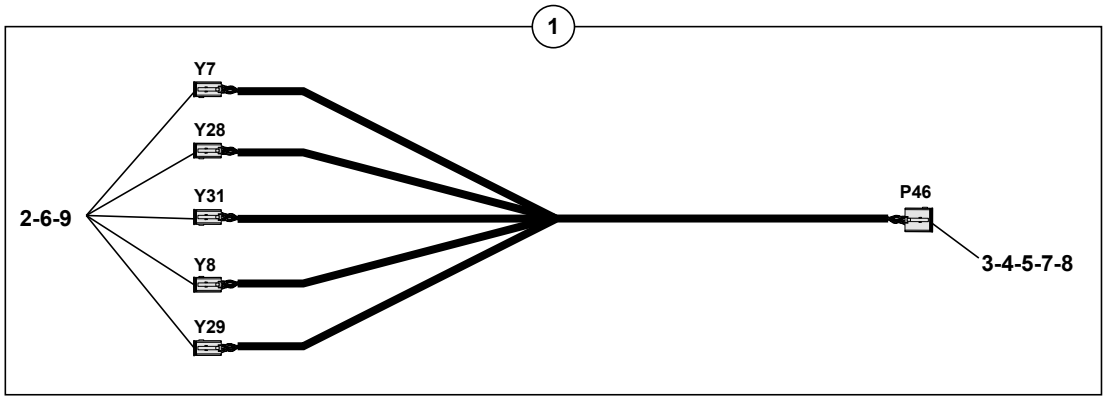

714MW_5400703_71_60_1A.eps

FAISCEAU : OPTION CRABE
HARNESS WIRING: OPTION DISPLACEMENT OUT OF CRAB
KABELSATZ : REISEOPTION IN KRABBE

	1	5720828				1	FAISCEAU ELECTRIQUE	HARNESS WIRING	KABELSATZ
	2	5070026	1			5	CONNECTEUR	CONNECTOR	STECKVERBINDER
	3	5080090	1			1	CONNECTEUR	CONNECTOR	STECKVERBINDER
	4	5080091	1			1	VERROU	LATCH	RIEGEL
*	5	5080107	1	S		1	BOUCHON	PLUG	VERSCHL.STOPFEN
	6	5090096	1			10	COSSE	THIMBLE	KABELSCHUH
*	7	5090106	1		1 mm²	5	PINS		
	8	5090107	1		2 mm²	1	PINS		
	9	5600114	1			10	JOINT	SEAL	DICHTRING

FAISCEAU : COLONNE DE DIRECTION
HARNESS: STEERING COLUMN
KABELSATZ : LENKSAULE

2	527A0070

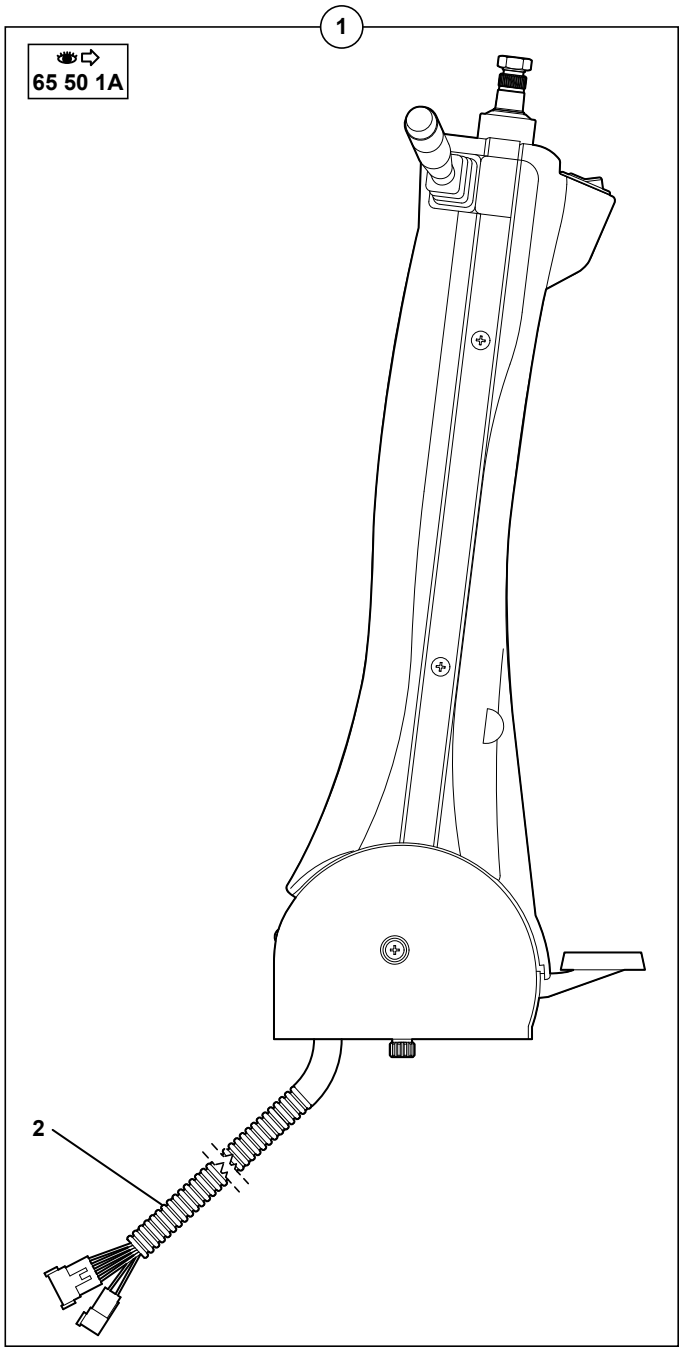

714MW_5400703_71_65_1A.eps

FAISCEAU: COLONNE DE DIRECTION
HARNESS: STEERING COLUMN
KABELSATZ: LENKSAULE

1		65 50 1A	1	COLONNE DIRECTION INCLINABLE	STEERING COLUMN ADJUSTABLE	LENKSAULE VERSTELLBAR
2	527A0070	1	1	FAISCEAU: COLONNE DE DIRECTION	HARNESS: STEERING COLUMN	KABELSATZ: LENKSAULE

FAISCEAU ÉLECRIQUE :CLIMATISATION (OPTION)
HARNESS WIRING: AIR CONDITIONNED (OPTION)
KABELSATZ : KLIMAANLAGE (OPTION)

1	5720841
2	5090082
3	5090108
4	5090146
5	5720899
6	S
7	S
8	S
9	5090109
10	5090059
11	5080791
12	5090171
13	5090173

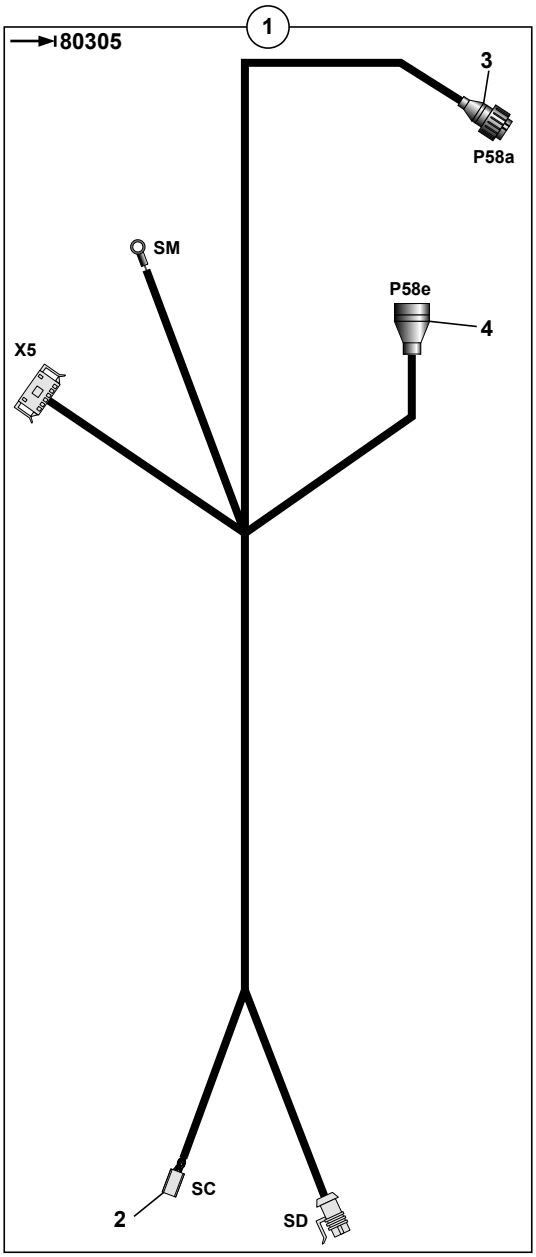

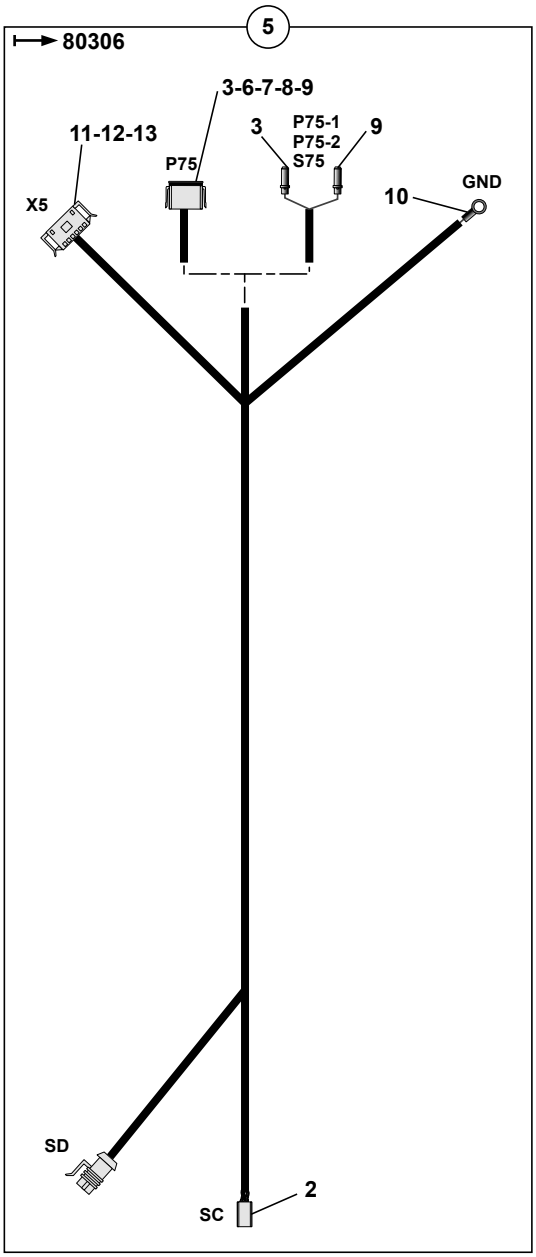

714MW_5400703_71_70_1A.eps

FAISCEAU ELEC.:CLIMATISATION (OPTION)
HARNESS WIRING:AIR COND. (OPTION)
KABELSATZ:KLIMAANLAGE (OPTION)

	1	5720841		→ 80305	1	FAISCEAU ELECTRIQUE	HARNESS WIRING	KABELSATZ
	2	5090082	1-5		1	DOUILLE	SOCKET	BUCHSE
	3	5090108	1-5	1 mm²	1	SOCKET	SOCKET	SOCKET
	4	5090146	1		1	PINS		
	5	5720899		→ 80306	1	FAISCEAU ELECTRIQUE	HARNESS WIRING	KABELSATZ
*	6	5080103	5	S	1	CONNECTEUR	CONNECTOR	STECKVERBINDER
*	7	5080105	5	S	1	VERROU	LATCH	RIEGEL
*	8	5080107	5	S	10	BOUCHON	PLUG	VERSCHL.STOPFEN
	9	5090109	5	2 mm²	1	SOCKET	SOCKET	SOCKET
	10	5090059	5		1	COSSE	THIMBLE	KABELSCHUH
	11	5080791	5		1	CONNECTEUR	CONNECTOR	STECKVERBINDER
	12	5090171	5	1.5-2.5 mm²	2	CLIP	CLIP	KLIPP
	13	5090173	5	0.5-1 mm²	2	CLIP	CLIP	KLIPP

FAISCEAU ÉLECTRIQUE : ALARME TRANSLATION
HARNESS WIRING: ALARM TRANSLATION
KABELSATZ : FAHRBEWEGUNGSALARM

1	5720847
2	5080095
3	5080096
4	5090109
5	5090107
6	K7030246
7	5720901
8	S
9	S
10	S
11	5090059

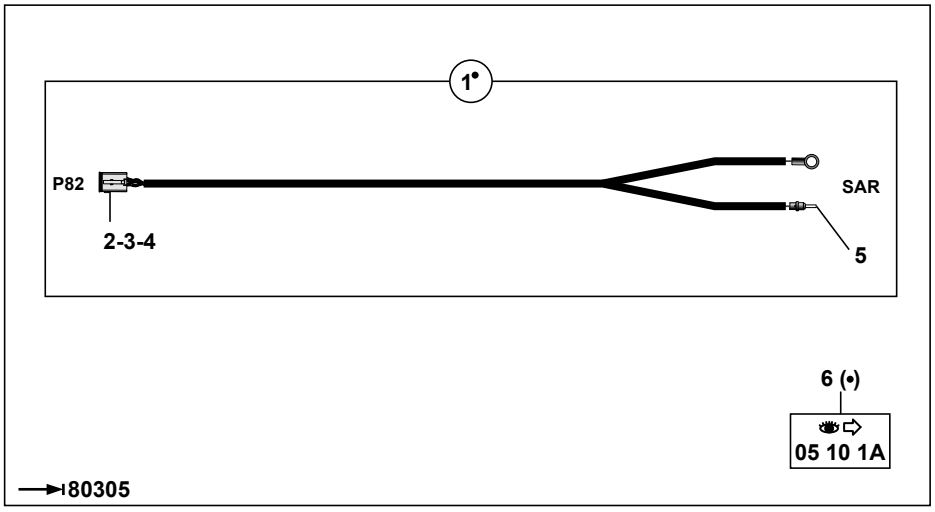

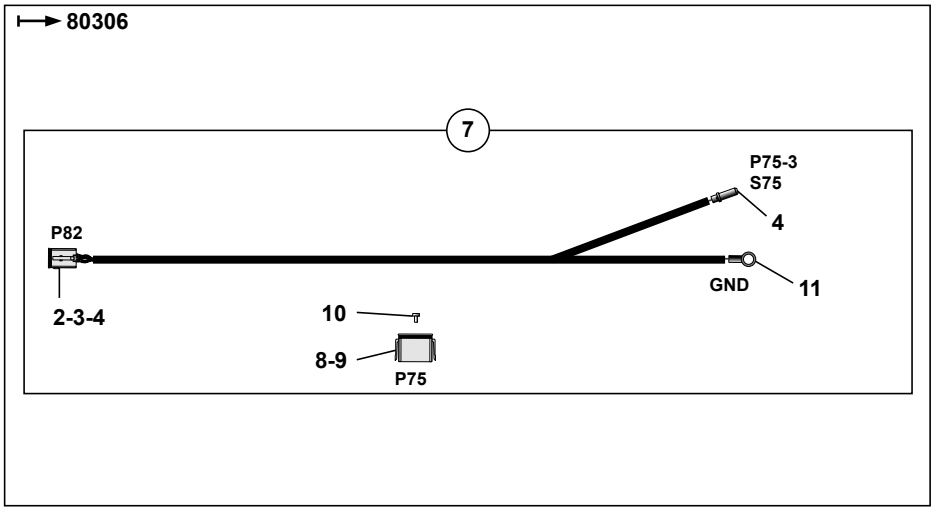

714MW_5400703_71_75_1A.eps

FAISCEAU ELECTRIQUE : ALARME TRANSLATION
HARNESS WIRING: ALARM TRANSLATION
KABELSATZ : FAHRBEWEGUNGSALARM

	1	5720847	6	→ 80305	1	FAISCEAU ELECTRIQUE	HARNESS WIRING	KABELSATZ
	2	5080095	1-7		1	CONNECTEUR	CONNECTOR	STECKVERBINDER
	3	5080096	1-7		1	VERROU	LATCH	RIEGEL
	4	5090109	1-7	2 mm²	3	SOCKET	SOCKET	SOCKET
	5	5090107	1	2 mm²	1	PINS		
	6	K7030246		→ 80305	PM	KIT: AVERTISSEUR DE RECUL	KIT: BACK-UP WARNING UNIT	BAUSATZ: RUCK FAHRMELDER
	7	5720901		→ 80306	1	FAISCEAU ELECTRIQUE	HARNESS WIRING	KABELSATZ
*	8	5080103	7	S	1	CONNECTEUR	CONNECTOR	STECKVERBINDER
*	9	5080105	7	S	1	VERROU	LATCH	RIEGEL
*	10	5080107	7	S	11	BOUCHON	PLUG	VERSCHL.STOPFEN
	11	5090059	7		1	COSSE	THIMBLE	KABELSCHUH

FAISCEAU ÉLECTRIQUE : BRAS (PELLE) *
HARNESS WIRING: ARM (EXCAVATOR)
KABELSATZ : AUSLEGERARM (BAGGER)

1	5720848
2	5080108
3	5090014
4	5090107
5	5720903
6	5090108
7	5090059
8	S
9	S
10	S

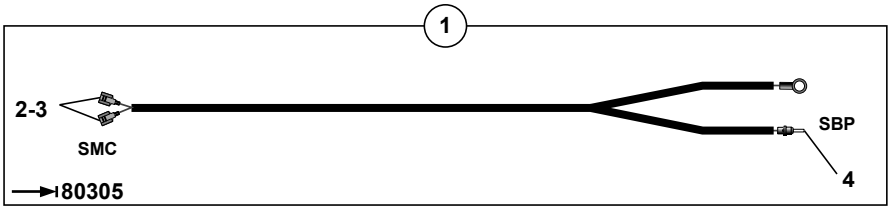

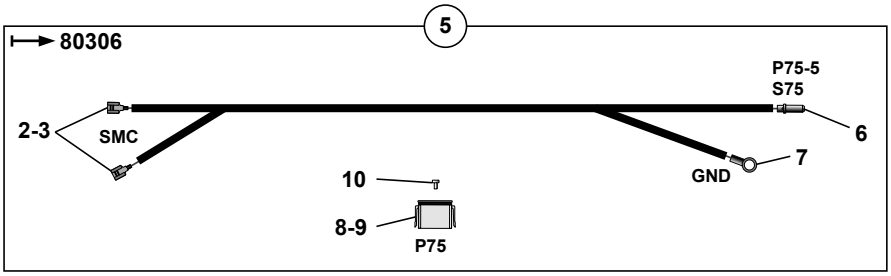

714MW_5400703_71_80_1A.eps

FAISCEAU ELECTRIQUE : BRAS (PELLE)
HARNESS WIRING: ARM (EXCAVATOR)
KABELSATZ : AUSLEGERARM (BAGGER)

	1	5720848		→I 80305	1	FAISCEAU ELECTRIQUE	HARNESS WIRING	KABELSATZ
	2	5080108	1-5		2	CONNECTEUR	CONNECTOR	STECKVERBINDER
	3	5090014	1-5		2	CLIP	CLIP	KLIPP
	4	5090107	1	2 mm²	1	PINS		
	5	5720903		I→ 80306	1	FAISCEAU ELECTRIQUE	HARNESS WIRING	KABELSATZ
	6	5090108	5	1 mm²	1	SOCKET	SOCKET	SOCKET
	7	5090059	5		1	COSSE	THIMBLE	KABELSCHUH
*	8	5080103	5	S	1	CONNECTEUR	CONNECTOR	STECKVERBINDER
*	9	5080105	5	S	1	VERROU	LATCH	RIEGEL
*	10	5080107	5	S	11	BOUCHON	PLUG	VERSCHL.STOPFEN

FAISCEAU ÉLECTRIQUE : GRAISSAGE AUTOMATIQUE
HARNESS WIRING: AUTOMATIC ONE-SHOT GREASING
KABELSATZ : ZENTRALSCHMIERUNG AUTOMATISCH

1	5080791
2	5090059
3	5090171

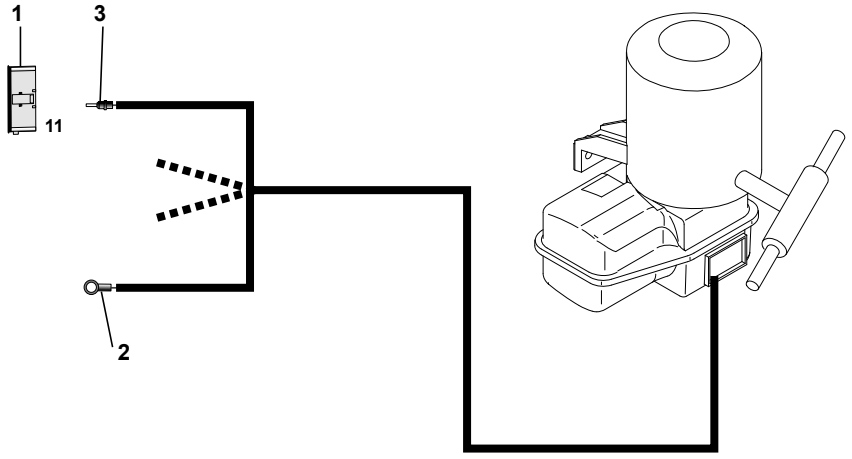

714MW_5400703_71_85_1A.eps

FAISCEAU ELECTRIQUE : GRAISSAGE AUTOMATIQUE
HARNESS WIRING: AUTOMATIC ONE-SHOT GREASING
KABELSATZ : ZENTRALSCHMIERUNG AUTOMATISCH

1	5080791		1	CONNECTEUR	CONNECTOR	STECKVERBINDER
2	5090059		1	COSSE	THIMBLE	KABELSCHUH
3	5090171	1.5-2.5 mm2	1	CLIP	CLIP	KLIPP

CATALOGUE DE PIECES DE RECHANGE
SPARE PARTS BOOK
ERSATZTEILLISTE

Composants électriques
Electric components
Bestandteile elektrisch

72

SOMMAIRE
CONTENTS
INHALT

72 COMPOSANTS ÉLECTRIQUES — COMPONENTS ELECTRIC — BESTANDTEILE ELEKTRISCH

72	10	1A	BATTERIE/COUPE BATTERIE BATTERY/BATTERY CUT-OUT BATTERIE/BATTERIEABSCHALTUNG	M1
72	15	1A	COLLECTEUR ELECTRIQUE COMMUTATOR KOLLEKTOR	M2
72	20	1A	SIGNALISATION AVANT FRONT SIGNAL LIGHT SIGNALSYSTEM VORN	M3
72	25	1A	SIGNALISATION ARRIERE REAR SIGNAL LIGHT SIGNALSYSTEM HINTER	M2
72	30	1A	CARTES A RELAIS RELAY BOARDS RELAIS-PLATINEN	M3
72	40	1A	TABLEAU DE BORD CONTROL-BOARD SCHALTTAFEL	M3
72	45	1A	INSTALLATION ÉLECTRIQUE (COLONNE DIRECTION) ELECTRICAL SYSTEM (STEERING COLUMN) ELEKTRISCHE EINRICHTUNG (LENKSAULE)	M2
72	50	1A	INSTALLATION ÉLECTRIQUE (CONSOLE DE SIÉGE) ELECTRICAL SYSTEM (SEAT CONDOLE) ELEKTRISCHE EINRICHTUNG (ARMLEHNKONSOLE)	M3
72	60	1A	DÉTECTEUR D'OUVERTURE MARCHEPIED DETECTOR OF OPENING FOOTBOARD TRITTBRETTÖFFNUNGSDETEKTOR	M1
72	65	1A	AUTORADIO CAR RADIO AUTORADIO	M3
72	70	1A	INSTALLATION ELECTRIQUE / CABINE ELECTRICAL SYSTEM / CAB ELEKTRISCHE EINRICHTUNG / KABINE	M3

BATTERIE / COUPE BATTERIE
BATTERY / BATTERY CUT-OUT
BATTERIE / BATTERIEABSCHALTUNG

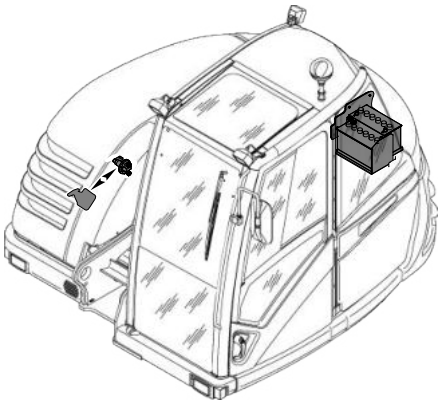

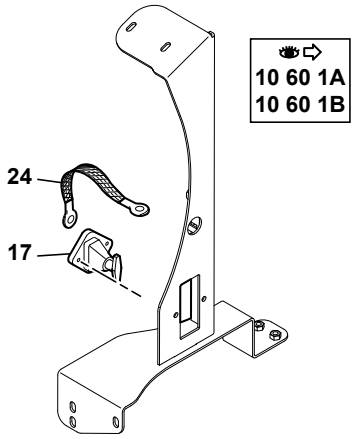

1	5180019
2	NV
3	4290022
4	3610334
6	5140442
7	5080772
8	5120035
9	4450008
10	4460025
11	5720514
12	5720813
13	5720800
14	5720812
15	5720799
16	537A0286
17	5120015
18	5120030
19	3560777
20	4290017
21	4490006
22	4410016
23	4380044
24	5720718

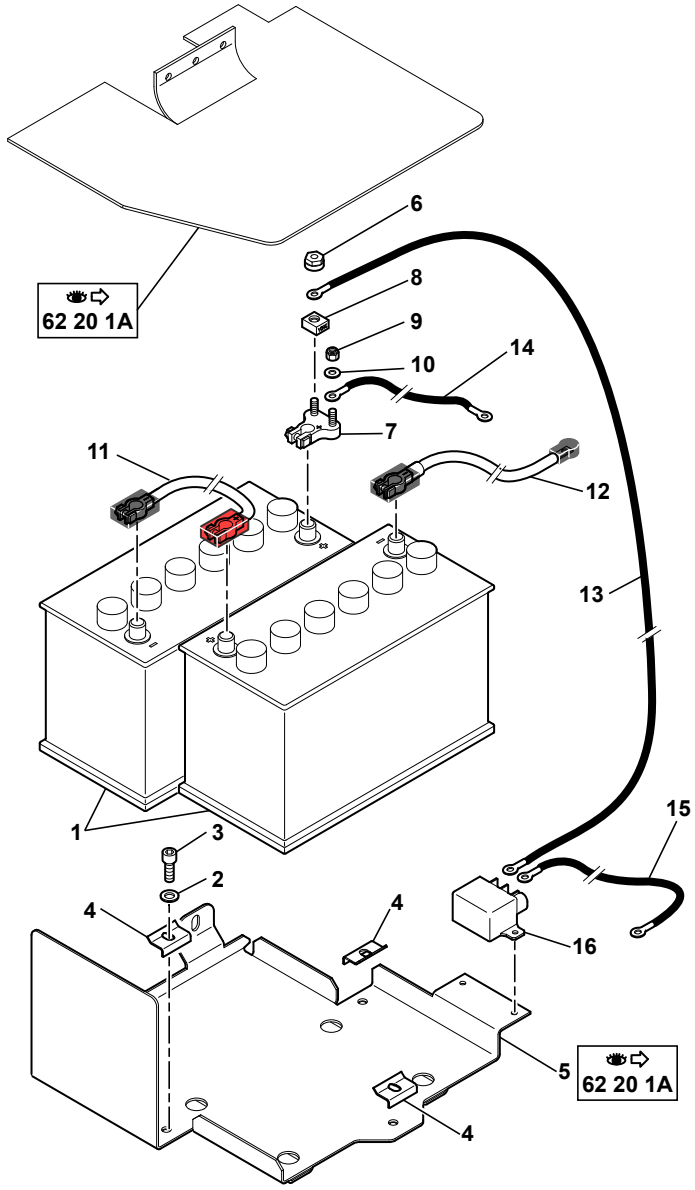

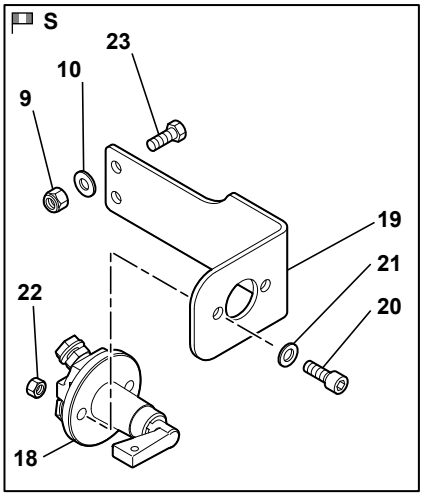

714MW_5400703_72_10_1A.eps

BATTERIE/COUPE BATTERIE
BATTERY/BATTERY CUT-OUT
BATTERIE/BATTERIEABSCHALTUNG

1	5180019		12V 110AH	2	BATTERIE	BATTERY	BATTERIE
2	4460034	S	MU10	3	RONDELLE	WASHER	UNTERLEGSCHEIBE
3	4290022		CHC M10X25	3	VIS	SCREW	SCHRAUBE
4	3610334			3	TOLE	SHIELD	SCHUTZBLECH
5			62 20 1A	1	SUPPORT	BRACKET	TRAEGER
6	5140442		M8	1	ECROU	NUT	MUTTER
7	5080772			1	BRIDE	FLANGE	FLANSCH
8	5120035		150A	1	FUSIBLE	FUSE	SICHERUNG
9	4450008		NYLSTOP M8	3	ECROU	NUT	MUTTER
10	4460025		MU8	3	RONDELLE	WASHER	UNTERLEGSCHEIBE
11	5720514			1	CABLE	CABLE	KABEL
12	5720813			1	CABLE	CABLE	KABEL
13	5720800			1	CABLE	CABLE	KABEL
14	5720812			1	CABLE	CABLE	KABEL
15	5720799			1	CABLE	CABLE	KABEL
16	537A0286			1	RELAIS	RELAY	RELAIS
17	5120015			1	COUPE BATTERIE	BATTERY CUT - OUT	BATTERIEABSCHALTUNG
18	5120030		S	1	COUPE CIRCUIT	BREAKER	ABSCHALTER
19	3560777		S	1	SUPPORT	BRACKET	TRAEGER
20	4290017		CHC M8X20	2	VIS	SCREW	SCHRAUBE
21	4490006		CONTACT MU8	2	RONDELLE	WASHER	UNTERLEGSCHEIBE
22	4410016		H M8	2	ECROU	NUT	MUTTER
23	4380044		H M8X25	2	VIS	SCREW	SCHRAUBE
24	5720718			1	TRESSE	MATTING	GEFLECHT

COLLECTEUR ÉLECTRIQUE
COMMUTATOR
KOLLEKTOR

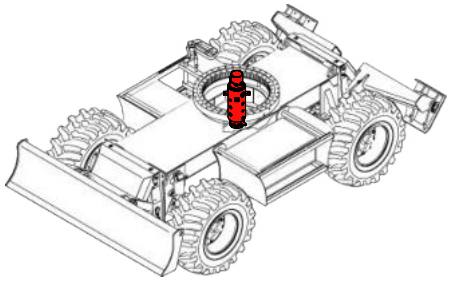

2	5180111
3	5080092
4	5080093
5	5090108
6	5080107
7	5080771
8	5090096
9	5600114
10	4740116
11	5080154
12	5080156
13	5090147

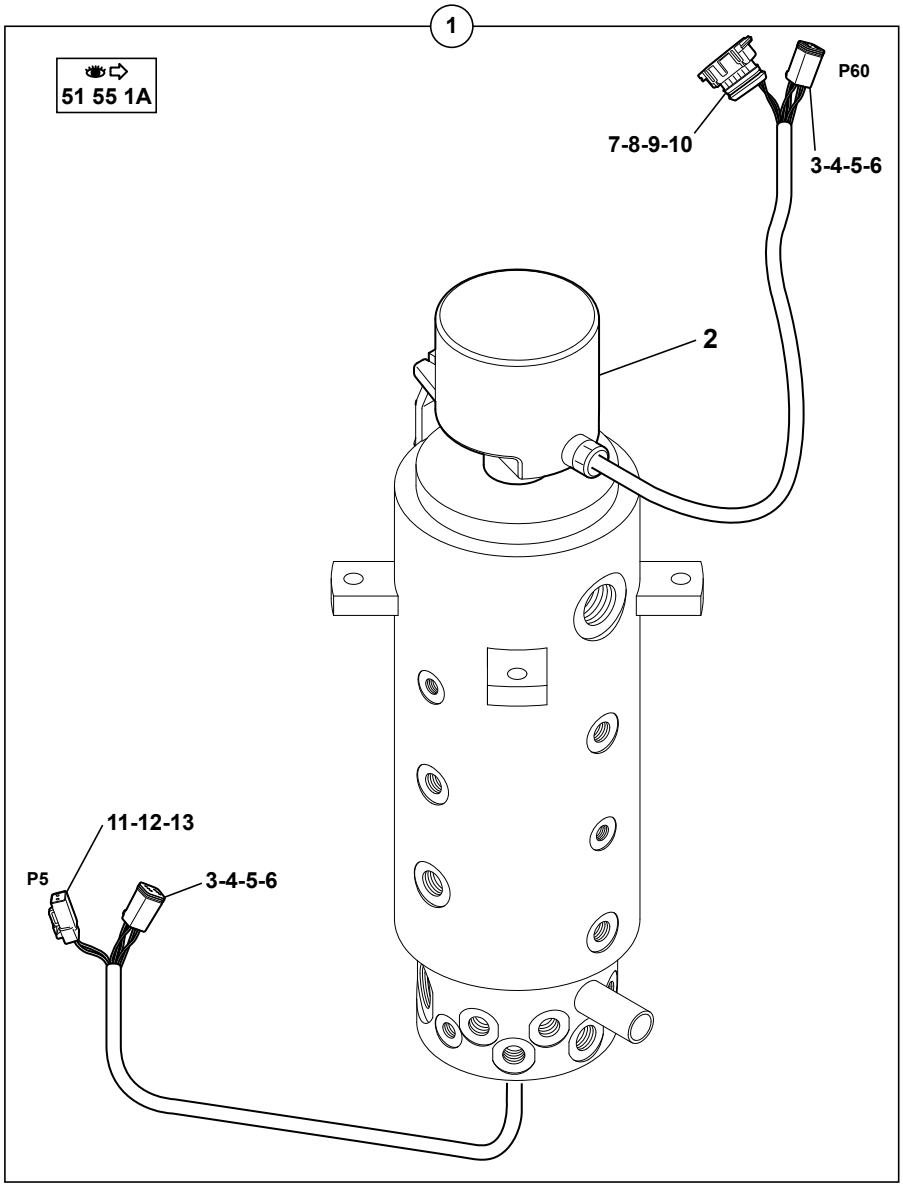

714MW_5400703_72_15_1A.eps

COLLECTEUR ELECTRIQUE
COMMUTATOR
KOLLEKTOR

1			51 55 1A	1	JOINT TOURNANT	SWIVEL JOINT	DREHVERTEILER
2	5180111	1		1	COLLECTEUR	MANILOLD	KOLLEKTOR
3	5080092	1		2	CONNECTEUR	CONNECTOR	STECKVERBINDER
4	5080093	1		2	VERROU	LATCH	RIEGEL
5	5090108	1	1 mm²	10	SOCKET	SOCKET	SOCKET
6	5080107	1		2	BOUCHON	PLUG	VERSCHL.STOPFEN
7	5080771	1		1	CONNECTEUR	CONNECTOR	STECKVERBINDER
8	5090096	1		2	COSSE	THIMBLE	KABELSCHUH
9	5600114	1		2	JOINT	SEAL	DICHTRING
10	4740116	1		5	BOUCHON	PLUG	VERSCHL.STOPFEN
11	5080154	1		1	CONNECTEUR	CONNECTOR	STECKVERBINDER
12	5080156	1		1	VERROU	LATCH	RIEGEL
13	5090147	1		2	SOCKET	SOCKET	SOCKET

SIGNALISATION AVANT
FRONT SIGNAL LIGHT
SIGNALSYSTEM VORN

1	5170096	◀
2	5170095	▶
3	4450008	
4	4460025	
5	Y042076T0000	▶
6	Y042077T0000	◀
7	5720697	
8	5130098	
9	4490006	
10	4380046	
11	4410016	
12	5050016	24 V, 21 W
13	5050043	H4, 24 V, 75/70 W
14	5050044	24 V, 4 W
15	5170071	
16	6850087	
17	5720525	
18	5050017	24 V, 5 W
19	5170075	
20	4690225	
21	3590258	
22	4290095	
23	5140018	
24	5600069	
25	5170074	
26	4290008	
27	4460019	
28	4410013	
29	4410020	
30	5180069	
31	5720786	
32	3831454	
33	4380052	
34	4490003	
35	4460033	
36	5090059	
37	5090107	
38	5090170	
39	5080800	
40	5720902	
41	5090109	
42	S	
43	S	
44	S	
45	4380044	
46	4470014	
47	4460131	

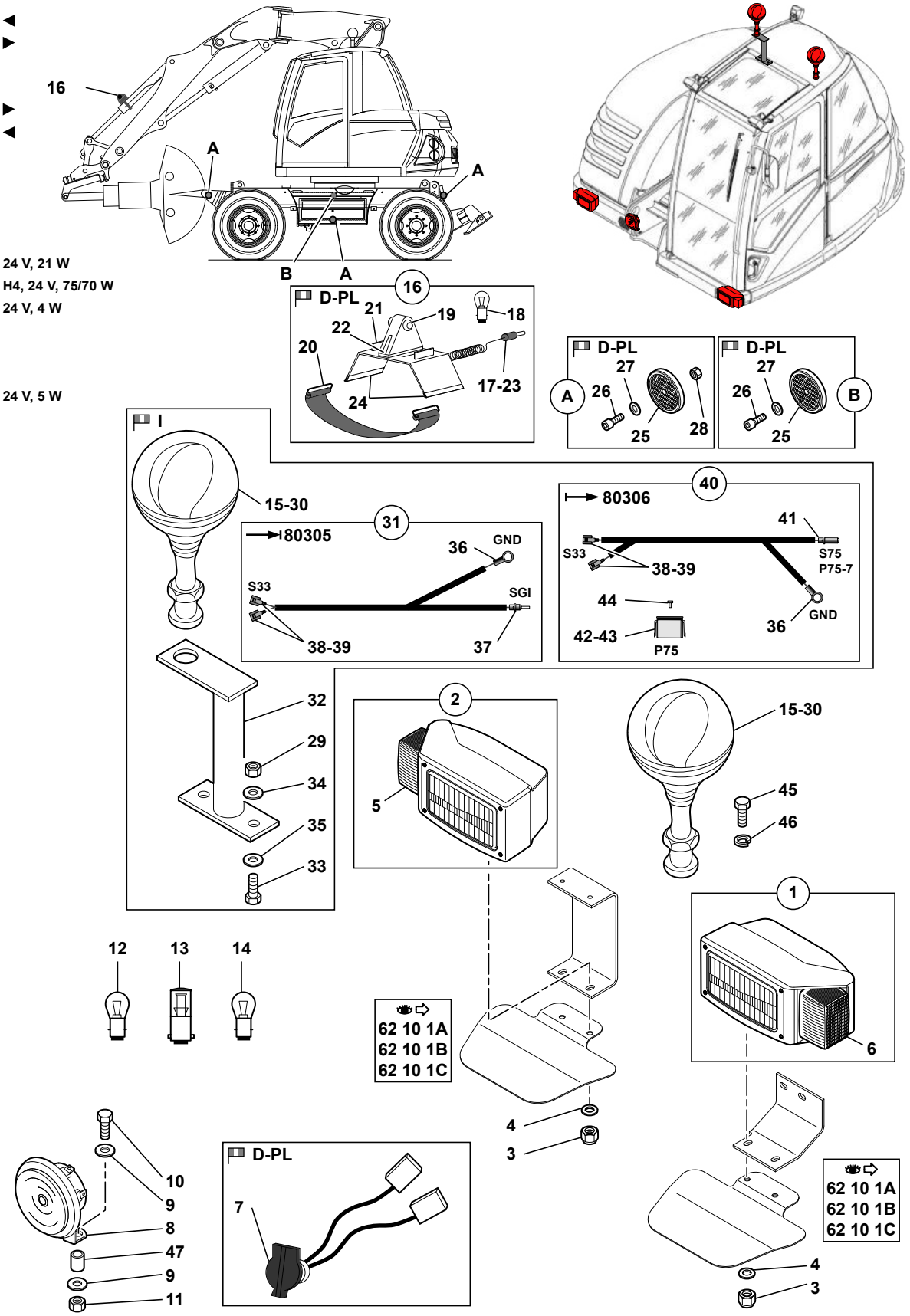

714MW_5400703_72_20_1A.eps

SIGNALISATION AVANT
FRONT SIGNAL LIGHT
SIGNALSYSTEM VORN

	1	5170096				1	PHARE AVANT	HEADLAMP	SCHEINWERFER
	2	5170095				1	PHARE AVANT	HEADLAMP	SCHEINWERFER
	3	4450008			NYLSTOP M8	4	ECROU	NUT	MUTTER
	4	4460025			MU8	4	RONDELLE	WASHER	UNTERLEGSCHEIBE
	5	Y042076T000	2			1	CABOCHON	CAP	ABDECKSCHEIBE
	6	Y042077T000	1			1	CABOCHON	CAP	ABDECKSCHEIBE
*	7	5720697			D-PL	1	FAISCEAU ELECTRIQUE	HARNESS WIRING	KABELSATZ
	8	5130098			24 V	1	AVERTISSEUR	HORN	HUPE
	9	4490006			CONTACT MU8	2	RONDELLE	WASHER	UNTERLEGSCHEIBE
	10	4380046			H M8X35	1	VIS	SCREW	SCHRAUBE
	11	4410016			H M8	1	ECROU	NUT	MUTTER
	12	5050016			24 V - 21 W	2	AMPOULE	BULB	GLUEHLAMPE
	13	5050043			H4 24 V 75/70 W	2	AMPOULE	BULB	GLUEHLAMPE
	14	5050044			24 V - 4 W	2	AMPOULE	BULB	GLUEHLAMPE
	15	5170071			24 V	SB	GYROPHARE	REVOLVING LIGHT	RUNDUMBELEUCHTUNG
*	16	6850087			D-PL	1	KIT : SIGNALISATION	KIT : SIGNAL LIGHT	KIT : SIGNALSYSTEM
	17	5720525	16			1	FAISCEAU ELECTRIQUE	HARNESS WIRING	KABELSATZ
	18	5050017	16		24V - 5W	1	AMPOULE	BULB	GLUEHLAMPE
	19	5170075	16			1	SIGNAL	SIGNAL	SIGNAL
	20	4690225	16			1	SANGLE	BELT	RIEMEN
	21	3590258	16			1	SUPPORT	BRACKET	TRAEGER
	22	4290095	16		CHC M5X30	1	VIS	SCREW	SCHRAUBE
	23	5140018	16			1	PASSE- FILS	GROMMET	GUMMITUELLE
	24	5600069	16			2	JOINT	SEAL	DICHTRING
*	25	5170074			D-PL	6	CATADIOPTRE	REFECTOR	REFLEKTOR
	26	4290008			CHC M6X30	6	VIS	SCREW	SCHRAUBE
	27	4460019			LU6	6	RONDELLE	WASHER	UNTERLEGSCHEIBE
	28	4410013			H M6	5	ECROU	NUT	MUTTER
	29	4410020			H M10	2	ECROU	NUT	MUTTER
	30	5180069				SB	PRISE ELECTRIQUE	ELECTRICAL PLUG	STECKER
	31	5720786			I	1	FAISCEAU ELECTRIQUE	HARNESS WIRING	KABELSATZ
	32	3831454			I	1	SUPPORT	BRACKET	TRAEGER
	33	4380052			H M10X25	2	VIS	SCREW	SCHRAUBE
	34	4490003			CONTACT MU10	2	RONDELLE	WASHER	UNTERLEGSCHEIBE
	35	4460033			MU10	2	RONDELLE	WASHER	UNTERLEGSCHEIBE
	36	5090059	31-40			1	COSSE	THIMBLE	KABELSCHUH
	37	5090107	31		2 mm²	1	PINS		
	38	5090170	31-40			2	CLIP	CLIP	KLIPP
	39	5080800	31-40			2	CONNECTEUR	CONNECTOR	STECKVERBINDER
	40	5720902			I	1	FAISCEAU ELECTRIQUE	HARNESS WIRING	KABELSATZ
	41	5090109	40		2 mm²	1	SOCKET	SOCKET	SOCKET
	42	5080103	40	S		1	CONNECTEUR	CONNECTOR	STECKVERBINDER
	43	5080105	40	S		1	VERROU	LATCH	RIEGEL
	44	5080107	40	S		11	BOUCHON	PLUG	VERSCHL.STOPFEN

SIGNALISATION AVANT
FRONT SIGNAL LIGHT
SIGNALSYSTEM VORN

1	5170096	◀
2	5170095	▶
3	4450008	
4	4460025	
5	Y042076T0000	▶
6	Y042077T0000	◀
7	5720697	
8	5130098	
9	4490006	
10	4380046	
11	4410016	
12	5050016	24 V, 21 W
13	5050043	H4, 24 V, 75/70 W
14	5050044	24 V, 4 W
15	5170071	
16	6850087	
17	5720525	
18	5050017	24 V, 5 W
19	5170075	
20	4690225	
21	3590258	
22	4290095	
23	5140018	
24	5600069	
25	5170074	
26	4290008	
27	4460019	
28	4410013	
29	4410020	
30	5180069	
31	5720786	
32	3831454	
33	4380052	
34	4490003	
35	4460033	
36	5090059	
37	5090107	
38	5090170	
39	5080800	
40	5720902	
41	5090109	
42	S	
43	S	
44	S	
45	4380044	
46	4470014	
47	4460131	

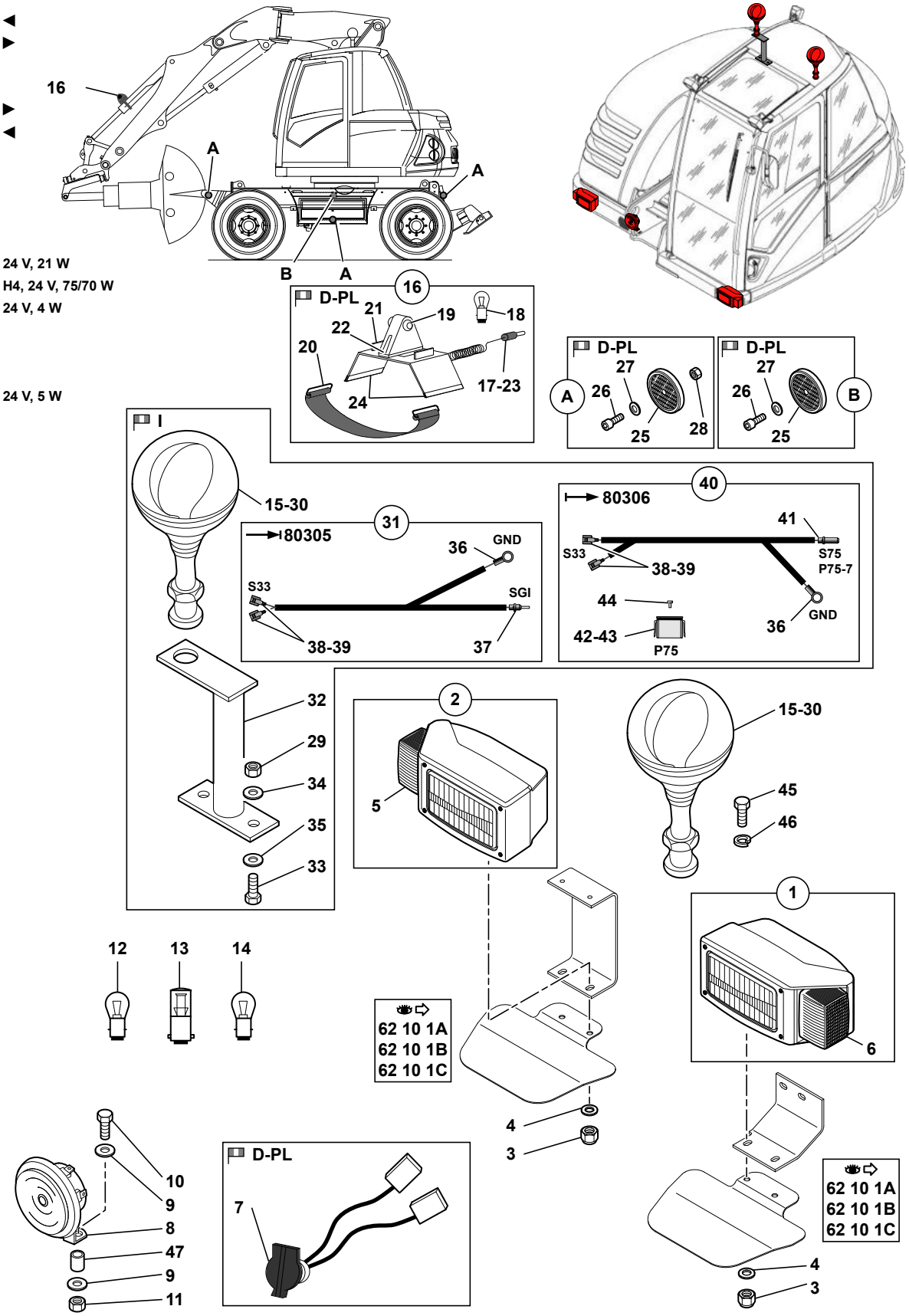

714MW_5400703_72_20_1A.eps

SIGNALISATION AVANT
FRONT SIGNAL LIGHT
SIGNALSYSTEM VORN

45	4380044	H M8X25	2	VIS	SCREW	SCHRAUBE
46	4470014	W8	2	RONDELLE FREIN	LOCK WASHER	FEDERRING
47	4460131		1	ENTRETOISE	SPACER	ABSTANDSTUECK

SIGNALISATION ARRIÈRE
REAR SIGNAL LIGHT
SIGNALSYSTEM HINTER

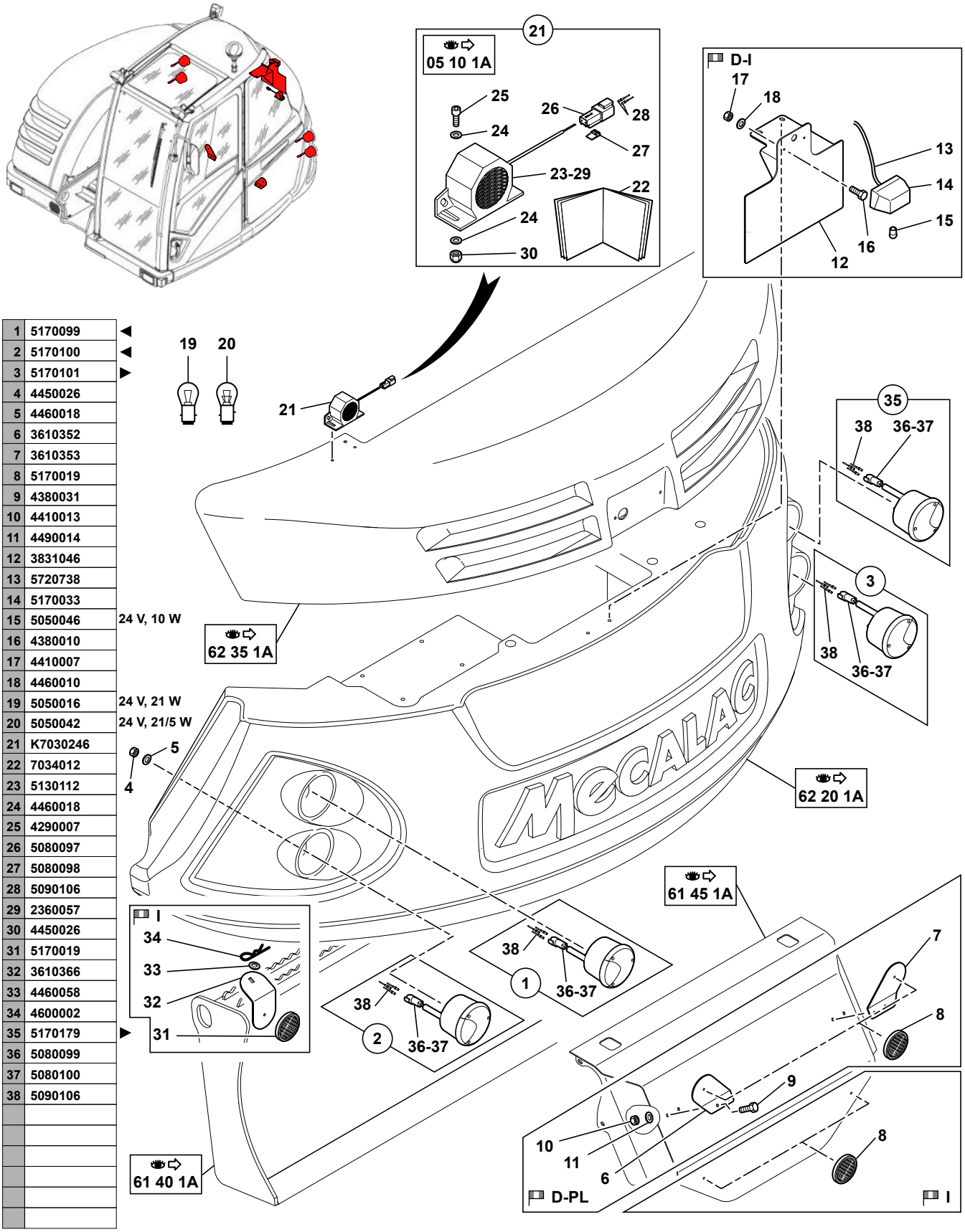

1	5170099	◀
2	5170100	◀
3	5170101	▶
4	4450026	
5	4460018	
6	3610352	
7	3610353	
8	5170019	
9	4380031	
10	4410013	
11	4490014	
12	3831046	
13	5720738	
14	5170033	
15	5050046	24 V, 10 W
16	4380010	
17	4410007	
18	4460010	
19	5050016	24 V, 21 W
20	5050042	24 V, 21/5 W
21	K7030246	
22	7034012	
23	5130112	
24	4460018	
25	4290007	
26	5080097	
27	5080098	
28	5090106	
29	2360057	
30	4450026	
31	5170019	
32	3610366	
33	4460058	
34	4600002	
35	5170179	▶
36	5080099	
37	5080100	
38	5090106	

714MW_5400703_72_25_1A.eps

SIGNALISATION ARRIERE
REAR SIGNAL LIGHT
SIGNALSYSTEM HINTER

	1	5170099	◀		1	FEU DE STOP	BRAKE LIGHT	BREMSLEUCHTE
	2	5170100	◀		1	FEU CLIGNOTANT	BLINKER LIGHT	BLINKLEUCHTE
	3	5170101	▶		1	FEU CLIGNOTANT/RECUL	BLINKER /REVERSE LIGHT	BLINK/RUECKFAHR LEUCHTE
	4	4450026		NYLSTOP M6	8	ECROU	NUT	MUTTER
	5	4460018		MU6	8	RONDELLE	WASHER	UNTERLEGSCHEIBE
*	6	3610352		D-PL	1	SUPPORT	BRACKET	TRAEGER
*	7	3610353		D-PL	1	SUPPORT	BRACKET	TRAEGER
*	8	5170019		D-I-PL	2	CATADIOPTRE	REFECTOR	REFLEKTOR
	9	4380031		H M6X16	4	VIS	SCREW	SCHRAUBE
	10	4410013		H M6	4	ECROU	NUT	MUTTER
	11	4490014		CONTACT MU6	4	RONDELLE	WASHER	UNTERLEGSCHEIBE
	12	3831046		D-I	1	SUPPORT	BRACKET	TRAEGER
	13	5720738		D-I	1	FAISCEAU ELECTRIQUE	HARNESS WIRING	KABELSATZ
	14	5170033		D-I	1	FEU DE PLAQUE	NUMBER PLATE LIGHT	KENNZEICHENLEUCHT
	15	5050046		24 V - 10 W	1	AMPOULE	BULB	GLUEHLAMPE
	16	4380010		H M4X16	2	VIS	SCREW	SCHRAUBE
	17	4410007		H M4	2	ECROU	NUT	MUTTER
	18	4460010		MU4	2	RONDELLE	WASHER	UNTERLEGSCHEIBE
	19	5050016		24 V - 21 W	2	AMPOULE	BULB	GLUEHLAMPE
	20	5050042		24 V - 21/5 W	2	AMPOULE	BULB	GLUEHLAMPE
	21	K7030246		05 10 1A	PM	KIT: AVERTISSEUR DE RECUL	KIT: BACK-UP WARNING UNIT	BAUSATZ: RUCK FAHRMELDER
	22	7034012	21		1	PLAN DE MONTAGE	MOUNTING DRAWING	MONTAGE ZEICHNUNG
	23	5130112	21		1	AVERTISSEUR RECUL	BACK-UP WARNING UNIT	RUCK FAHRMELDER
	24	4460018	21	MU6	4	RONDELLE	WASHER	UNTERLEGSCHEIBE
	25	4290007	21	CHC M6X20	2	VIS	SCREW	SCHRAUBE
	26	5080097	21		1	CONNECTEUR	CONNECTOR	STECKVERBINDER
	27	5080098	21		1	VERROU	LATCH	RIEGEL
	28	5090106	21	1 mm²	2	PINS		
	29	2360057	21	⟷ 300 mm	1	SOUPLISSO	LOOM	ISOLIERSCHLAUCH
	30	4450026	21	NYLSTOP M6	2	ECROU	NUT	MUTTER
	31	5170019		I	2	CATADIOPTRE	REFECTOR	REFLEKTOR
	32	3610366		I	2	SUPPORT	BRACKET	TRAEGER
	33	4460058		I / MU20	2	RONDELLE	WASHER	UNTERLEGSCHEIBE
	34	4600002		I	2	GOUPILLE	PIN	STIFT
	35	5170179	▶		1	FEU DE STOP	BRAKE LIGHT	BREMSLEUCHTE
	36	5080099	1-2-3		1	CONNECTEUR	CONNECTOR	STECKVERBINDER
	36		35					
	37	5080100	1-2-3		1	VERROU	LATCH	RIEGEL
	37		35					
	38	5090106	1-2-3	1 mm²	3	PINS		
	38		35					

CARTES À RELAIS
RELAY BOARDS
RELAIS-PLATINEN

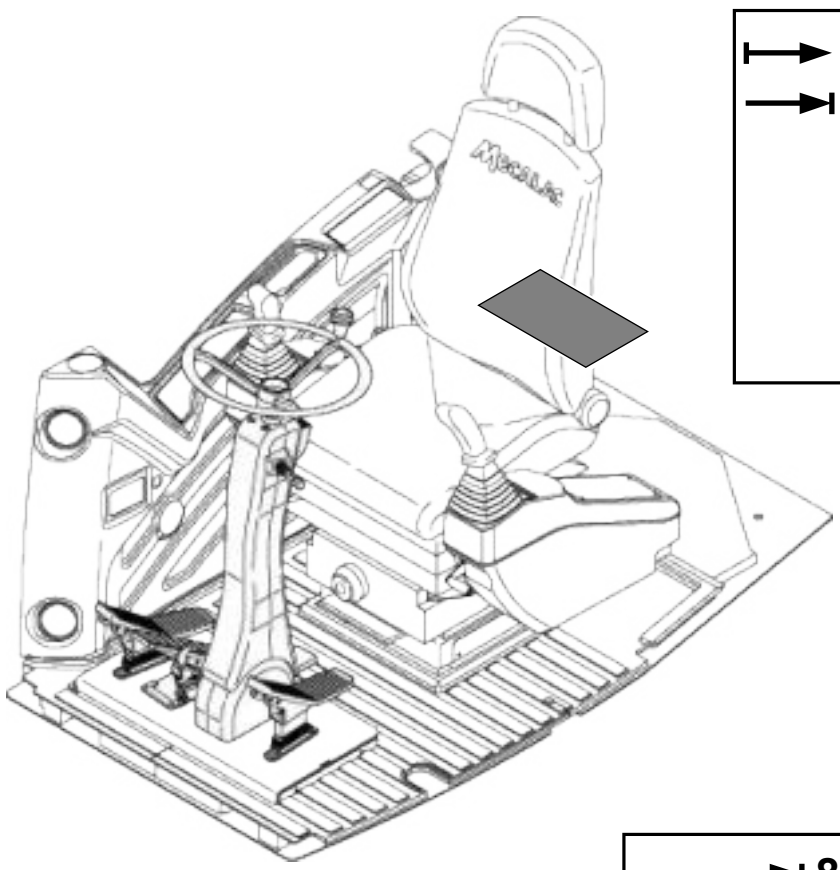

↦ 80306
→ 80396 - 80390
17 (○)
05 25 1A

→ 80305
18 (■)
05 25 1A

→ 80352
- 80344 & 80351
+ 80354 & 80360
16•
15 (•)
05 25 1A

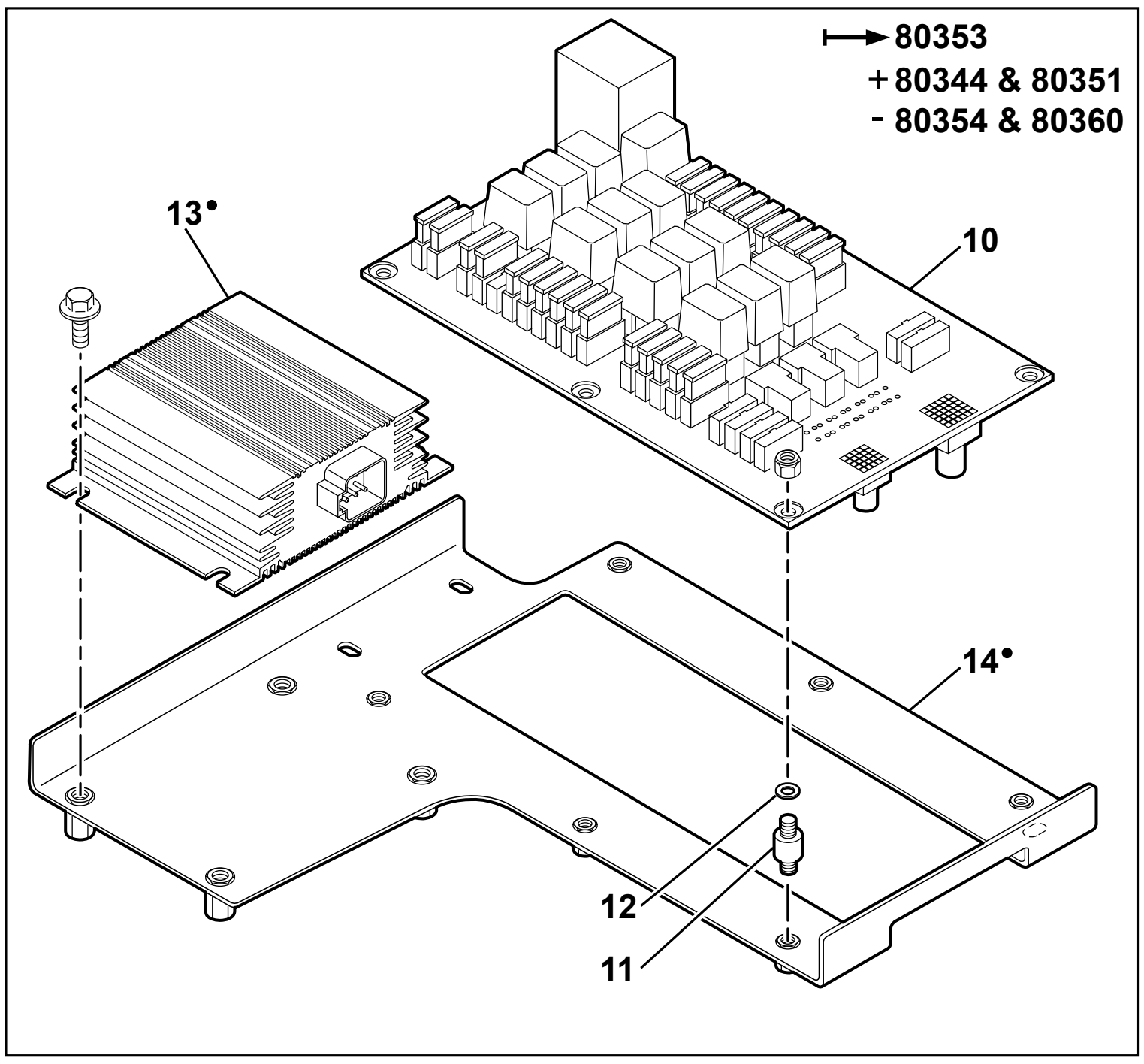

1	5120013
2	5120014
3	5120016
4	5120018
5	5120019
6	5120023
7	5170023
8	NV
9	5110061
10	6160020
11	5140443
12	5520027
13	6160034
14	3610347
15	K7032035
16	7032038
17	K7032037
18	K7032039

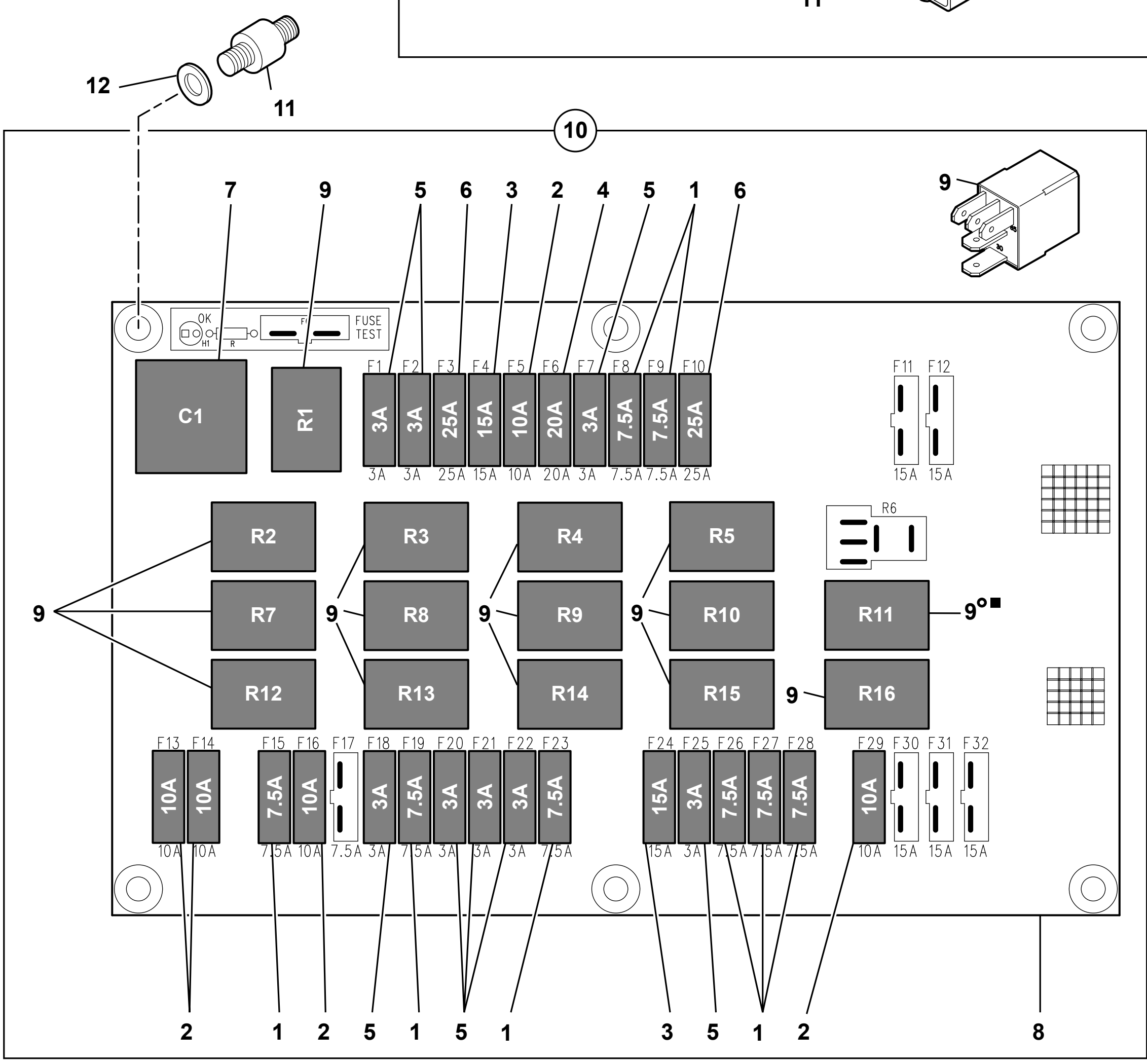

714MW_5400703_72_30_1A.eps

CARTES A RELAIS
RELAY BOARDS
RELAIS-PLATINEN

	1	5120013	10		7,5 A	8	FUSIBLE	FUSE	SICHERUNG
	2	5120014	10		10 A	5	FUSIBLE	FUSE	SICHERUNG
	3	5120016	10		15 A	2	FUSIBLE	FUSE	SICHERUNG
	4	5120018	10		20 A	1	FUSIBLE	FUSE	SICHERUNG
	5	5120019	10		3 A	8	FUSIBLE	FUSE	SICHERUNG
	6	5120023	10		25 A	2	FUSIBLE	FUSE	SICHERUNG
	7	5170023	10			1	CENTRALE CLIGNOTANTE	FLASHER UNIT	BLINKLICHTANLAGE
	8	6160019	10	NV		1	CARTE A RELAIS	RELAY BOARD	RELAIS - PLATINE
*	9	5110061	10		24 V	15	MICRO CONTACTEUR	MICRO SWITCH	MIKROSCHALTER
	10	6160020				1	CENTRALE ELECTRIQUE	POWER STATION	ELEKTRIZITATSWERK
	11	5140443				6	SUSPENSION	SUSPENSION	ABFEDERUNG
	12	5520027				6	RONDELLE NYLON	WASHER NYLON	NYLONSCHEIBE
*	13	6160034	15		24/12 V - 8 A	1	CONVERTISSEUR	CONVERTER	KONVERTER
*	14	3610347	15			1	SUPPORT	BRACKET	TRAEGER
*	15	K7032035			05 25 1A	PM	KIT CONVERTISSEUR	KIT CONVERTER	BAUSATZ KONVERTER
*	16	7032038	15		7032033	1	PLAN DE MONTAGE	MOUNTING DRAWING	MONTAGE ZEICHNUNG
*	17	K7032037			05 25 1A	PM	KIT ALIMENTATION	KIT FEED	BAUSATZ ZUFUHRUNG
*	18	K7032039			05 25 1A	PM	KIT ALIMENTATION	KIT FEED	BAUSATZ ZUFUHRUNG

TABLEAU DE BORD
CONTROL-BOARD
SCHALTTAFEL

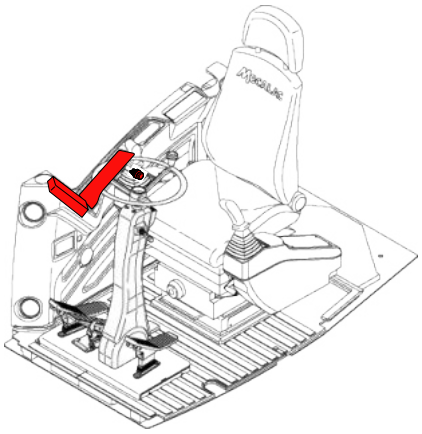

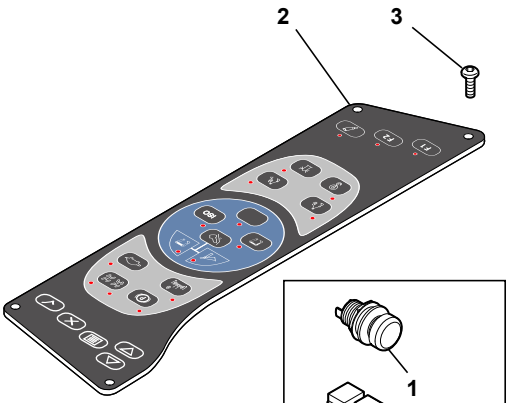

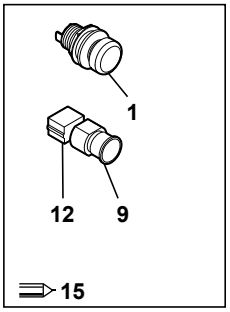

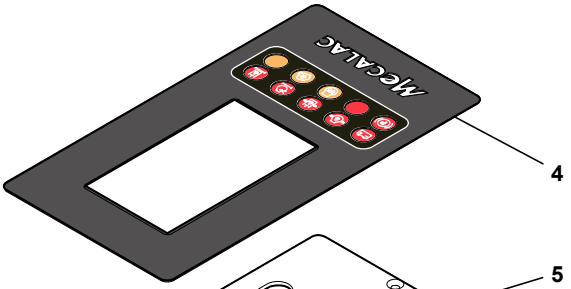

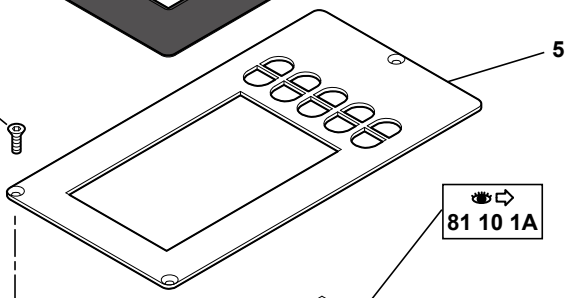

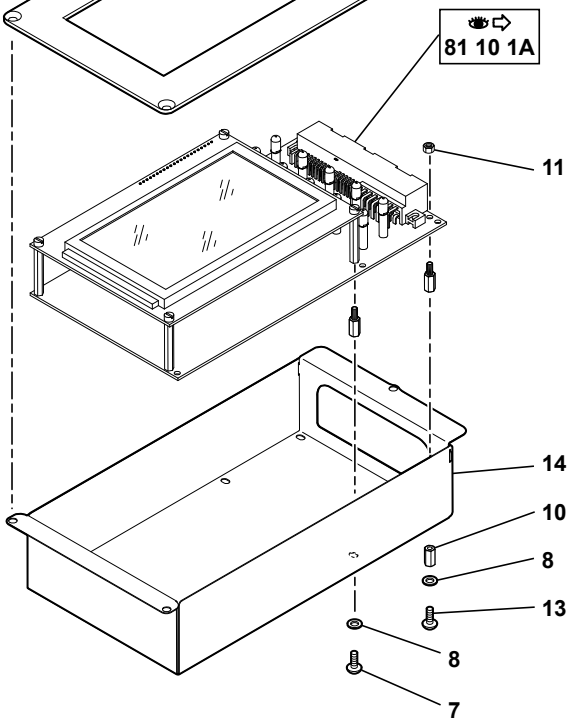

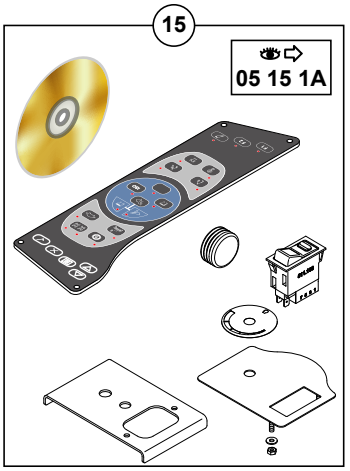

2	5270626	80123 -80122 15
	5270623	80124 +80122
3	4250044	
4	5751228	
5	3340312	
6	4240009	
7	4250041	
8	4460006	
10	4450114	
11	4410004	
13	4250042	
14	3610345	80452
	3610453	80453
15	K7030291	80123 -80122

714MW_5400703_72_40_1A.eps

TABLEAU DE BORD
CONTROL-BOARD
SCHALTTAFEL

1	5130154		15	1	BOUTON POUSSOIR	PUSH BOTTON	DRUCKKNOPF
2	5270626		80123 -80122	1	CLAVIER DE COMMANDE	CONTROL CLUSTER	AUFTRAGSTASTATUR
2			15				
2	5270623	15	80124 +80122	1	CLAVIER DE COMMANDE	CONTROL CLUSTER	AUFTRAGSTASTATUR
3	4250044		CBHC M4X16	4	VIS	SCREW	SCHRAUBE
4	5751228			1	FACADE	FRONTAGE	FASSADE
5	3340312			1	TOLE	SHIELD	SCHUTZBLECH
6	4240009		FHC M4X16	3	VIS	SCREW	SCHRAUBE
7	4250041		CLS M3X6	4	VIS	SCREW	SCHRAUBE
8	4460006		MU3	6	RONDELLE	WASHER	UNTERLEGSCHEIBE
9	5130171		15	1	BOUTON POUSSOIR	PUSH BOTTON	DRUCKKNOPF
10	4450114		M3	2	ENTRETOISE	SPACER	ABSTANDSTUECK
11	4410004		H M3	2	ECROU	NUT	MUTTER
12	5130172		15	1	CONTACT	CONTACT	KONTAKT
13	4250042		CLS M3X20	2	VIS	SCREW	SCHRAUBE
14	3610345		80452	1	SUPPORT	BRACKET	TRAEGER
14	3610453		80453	1	SUPPORT	BRACKET	TRAEGER
15	K7030291		80123 -80122	PM	KIT MISE A NIVEAU	KIT LEVELLING	KIT SETZT AUF NIVEAU

INSTALLATION ÉLECTRIQUE (COLONNE DIRECTION)
ELECTRICAL SYSTEM (STEERING COLUMN)
ELEKTRISCHE EINRICHTUNG (LENKSAULE)

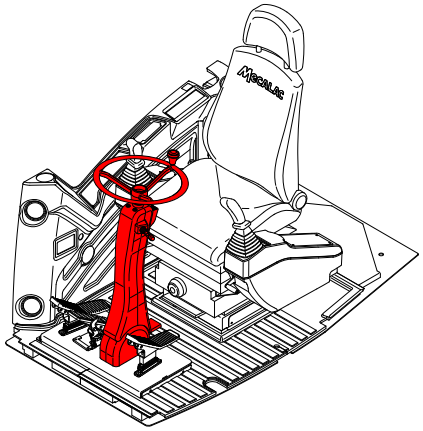

2	527A0062
3	527A0063
4	527A0066
5	527A0069
6	527A0067
7	527A0064
8	527A0068
9	527A0065
10	527A0073

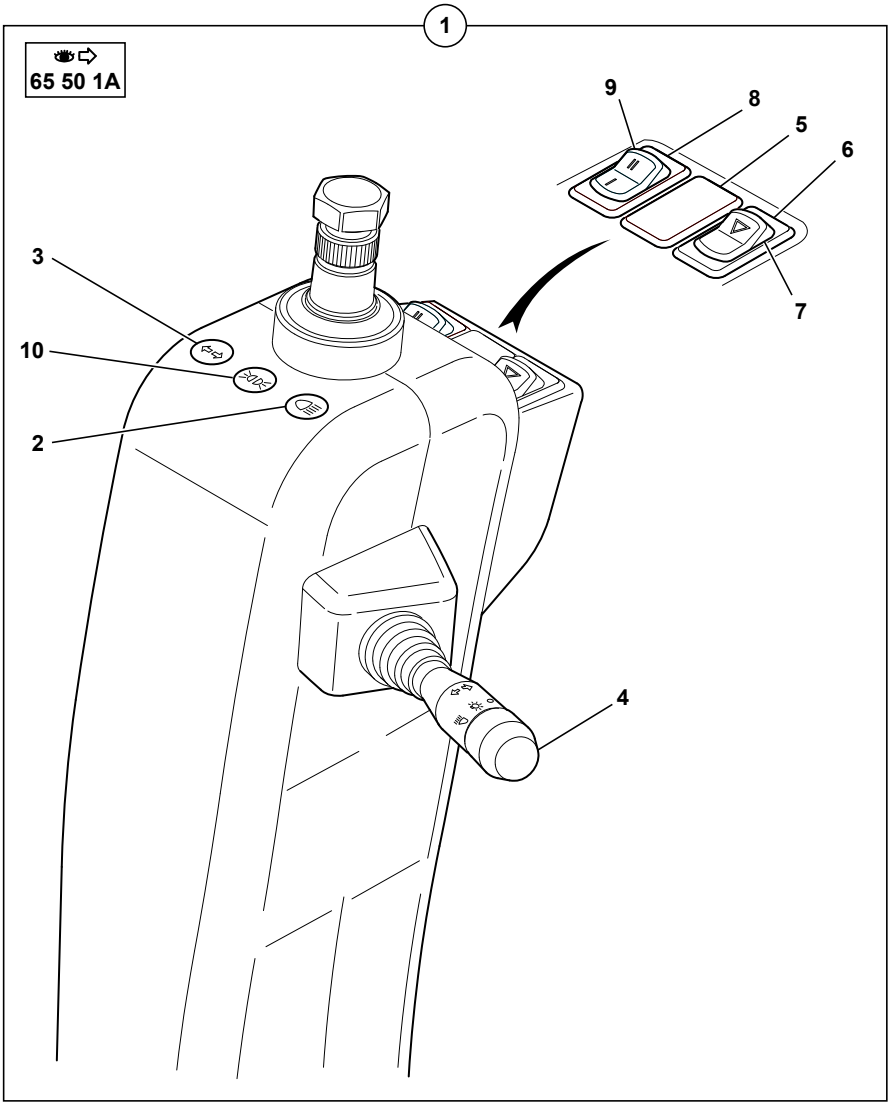

714MW_5400703_72_45_1A.eps

INSTALLATION ELECTRIQUE (COLONNE DIRECTION)
ELECTRICAL SYSTEM (STEERING COLUMN)
ELEKTRISCHE EINRICHTUNG (LENKSAULE)

1			65 50 1A	1	COLONNE DIRECTION	STEERING COLUMN	LENKSAULE
					INCLINABLE	ADJUSTABLE	VERSTELLBAR
2	527A0062	1		1	VOYANT	HEATER SIGNAL	KONTROLLEUCHTE
3	527A0063	1		1	VOYANT	HEATER SIGNAL	KONTROLLEUCHTE
4	527A0066	1		1	COMMODO	COMMODO	STEWERHEBEL
5	527A0069	1		1	CACHE	MUFF	MUFFE
6	527A0067	1		1	INTERRUPTEUR	SWITCH	ABSCHALTER
7	527A0064	1		1	TOUCHE	SWITCH KEY	ANSCHLAG
8	527A0068	1		1	INTERRUPTEUR	SWITCH	ABSCHALTER
9	527A0065	1		1	TOUCHE	SWITCH KEY	ANSCHLAG
10	527A0073	1		1	VOYANT	HEATER SIGNAL	KONTROLLEUCHTE

INSTALLATION ÉLECTRIQUE (CONSOLE DE SIÉGE)
ELECTRICAL SYSTEM (SEAT CONDOLE)
ELEKTRISCHE EINRICHTUNG (ARMLEHNKONSOLE)

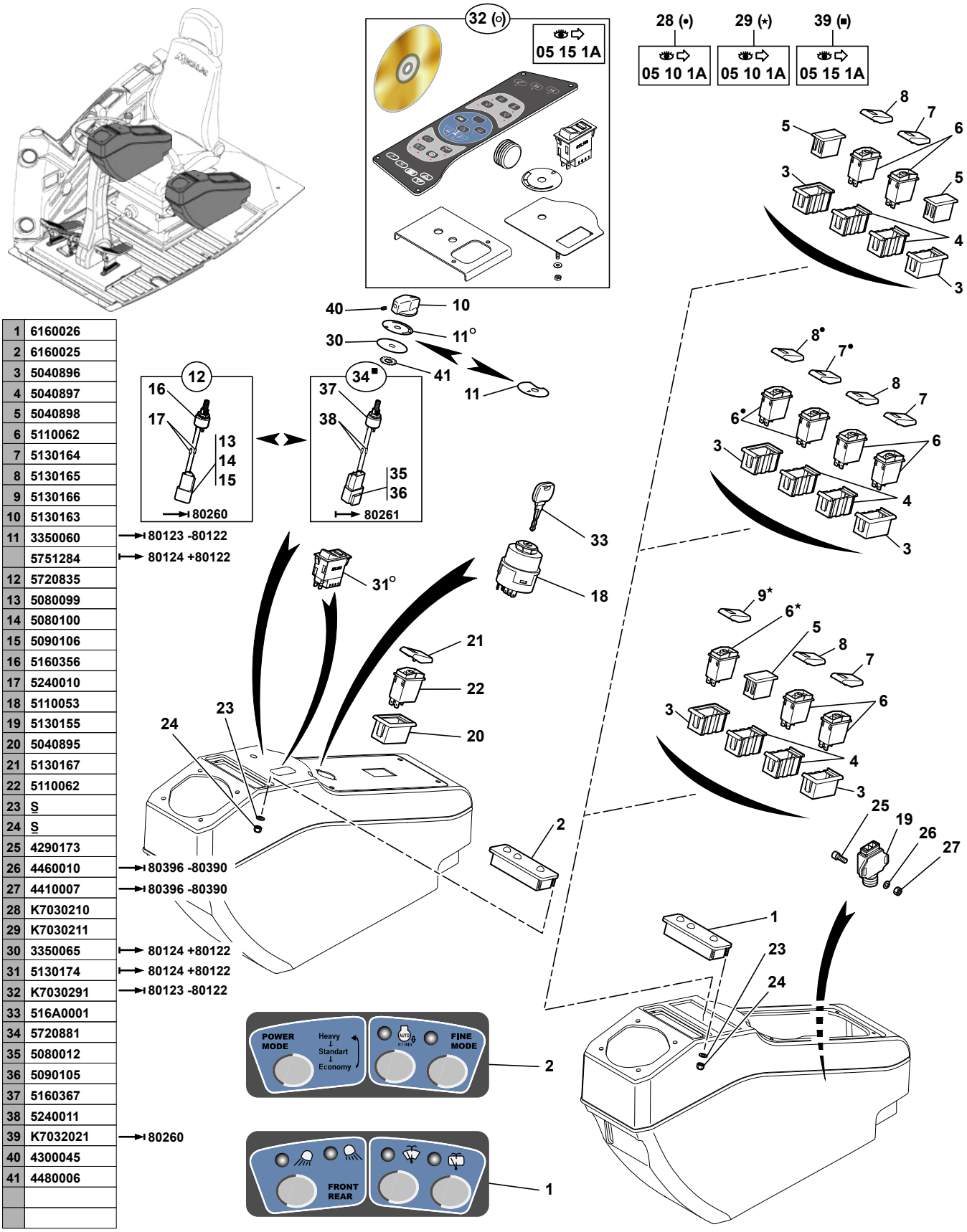

1	6160026
2	6160025
3	5040896
4	5040897
5	5040898
6	5110062
7	5130164
8	5130165
9	5130166
10	5130163
11	3350060
	5751284
12	5720835
13	5080099
14	5080100
15	5090106
16	5160356
17	5240010
18	5110053
19	5130155
20	5040895
21	5130167
22	5110062
23	S
24	S
25	4290173
26	4460010
27	4410007
28	K7030210
29	K7030211
30	3350065
31	5130174
32	K7030291
33	516A0001
34	5720881
35	5080012
36	5090105
37	5160367
38	5240011
39	K7032021
40	4300045
41	4480006

714MW_5400703_72_50_1A.eps

INSTALLATION ELECTRIQUE (CONSOLE DE SIEGE)
ELECTRICAL SYSTEM (SEAT CONDOLE)
ELEKTRISCHE EINRICHTUNG (ARMLEHNKONSOLE)

1	6160026				1	MODULE-3 POUSSOIRS	MODULE-3 PUSH BUTTON	MODUL- 3 DRUCKKNOPFE
2	6160025				1	MODULE-3 POUSSOIRS	MODULE-3 PUSH BUTTON	MODUL- 3 DRUCKKNOPFE
3	5040896				SB	CACHE POUSSIERE	DUST SHIELD	STAUBDECKEL
4	5040897				SB	CACHE POUSSIERE	DUST SHIELD	STAUBDECKEL
5	5040898				SB	CACHE	MUFF	MUFFE
6	5110062	28-29			SB	INTERRUPTEUR	SWITCH	ABSCHALTER
7	5130164	28			SB	TOUCHE	SWITCH KEY	ANSCHLAG
8	5130165	28			SB	TOUCHE	SWITCH KEY	ANSCHLAG
9	5130166	29			SB	TOUCHE	SWITCH KEY	ANSCHLAG
10	5130163				1	BOUTON ROTATIF	TURN BUTTON	DREHKNOPF
11	3350060		→I	80123 -80122	1	INDICATEUR	INDICATOR	ANZEIGER
11	5751284	32	I→	80124 +80122	1	SERIGRAPHIE	SERIGRAPHY	SERIGRAPHIE
12	5720835		→I	80260	1	FAISCEAU ELECTRIQUE	HARNESS WIRING	KABELSATZ
13	5080099	12			1	CONNECTEUR	CONNECTOR	STECKVERBINDER
14	5080100	12			1	VERROU	LATCH	RIEGEL
15	5090106	12		1 mm²	3	PINS		
16	5160356	12		10 KOhms	1	POTENTIOMETRE	POTENTIOMETER	POTENTIOMETER
17	5240010	12		1,24 KOhms	2	RESISTANCE	RESISTOR	WIDERSTAND
18	5110053				1	CONTACTEUR	SWITCH	SCHALTER
19	5130155				1	CONTACTEUR	SWITCH	SCHALTER
20	5040895				1	CACHE POUSSIERE	DUST SHIELD	STAUBDECKEL
21	5130167				1	TOUCHE	SWITCH KEY	ANSCHLAG
22	5110062				1	INTERRUPTEUR	SWITCH	ABSCHALTER
23	4460006		S	MU3	6	RONDELLE	WASHER	UNTERLEGSCHEIBE
24	4450113		S	Nylstop bas M3	6	ECROU	NUT	MUTTER
25	4290173			CHC M4X16	2	VIS	SCREW	SCHRAUBE
* 26	4460010		→I	80396 -80390	2	RONDELLE	WASHER	UNTERLEGSCHEIBE
* 27	4410007		→I	80396 -80390	2	ECROU	NUT	MUTTER
28	K7030210				PM	KIT STABILISATEURS AVANT	KIT FRONT STABILIZERS	KIT STABILISIEREND VORHER
29	K7030211				PM	KIT LAME AVANT	KIT FRONT BLADE	KIT KLINGE VOHER
30	3350065		I→	80124 +80122	1	SUPPORT	BRACKET	TRAEGER
31	5130174	32	I→	80124 +80122	1	INTERRUPTEUR	SWITCH ASS'Y	ABSCHALTER
32	K7030291		→I	80123 -80122	PM	KIT MISE A NIVEAU	KIT LEVELLING	KIT SETZT AUF NIVEAU
33	516A0001				1	CLE DE CONTACT	IGNITION KEY	ZUENDSCHLUESSEL
34	5720881	39	I→	80261	1	FAISCEAU ELECTRIQUE	HARNESS WIRING	KABELSATZ
35	5080012	34			1	CONNECTEUR	CONNECTOR	STECKVERBINDER
36	5090105	34			2	LANGUETTE	TONGUE	LASCHE
37	5160367	34		470 Ohms	1	POTENTIOMETRE	POTENTIOMETER	POTENTIOMETER
38	5240011	34		22 Ohms	2	RESISTANCE	RESISTOR	WIDERSTAND
39	K7032021		→I	80260	PM	KIT CAPTEURS	KIT SENSORS	KIT SENSOREN
39			👁	05 15 1A				
40	4300045			STHC M4X16	1	VIS	SCREW	SCHRAUBE
* 41	4480006			AZ10	1	RONDELLE EVENT	TAB WASHER	SICHERUNGSBLECH

DÉTECTEUR D'OUVERTURE MARCHEPIED
DETECTOR OF OPENING FOOTBOARD
TRITTBRETTÖFFNUNGSDETEKTOR

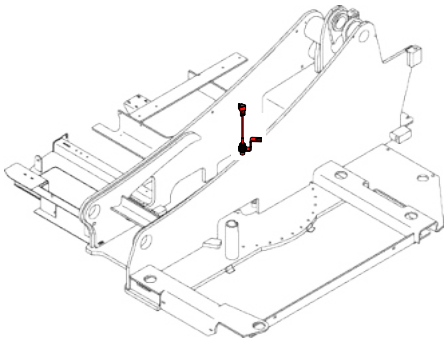

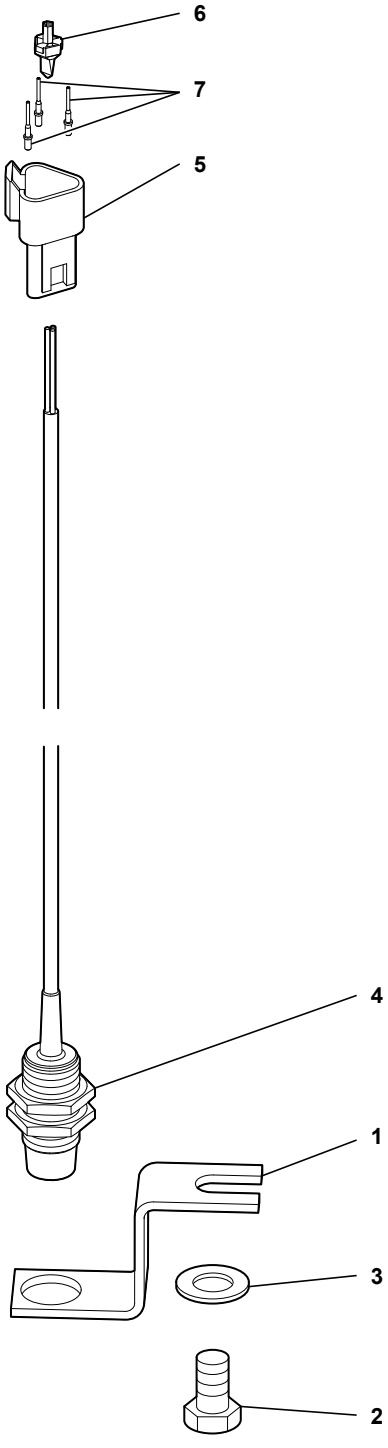

1	3610344
2	4380054
3	4490003
4	5130030
5	5080099
6	5080100
7	5090106

714MW_5400703_72_60_1A.eps

DETECTEUR D'OUVERTURE MARCHEPIED
DETECTOR OF OPENING FOOTBOARD
TRITTBRETTOFFNUNGSDETEKTOR

1	3610344		1	SUPPORT	BRACKET	TRAEGER
2	4380054	H M10X20	1	VIS	SCREW	SCHRAUBE
3	4490003	CONTACT MU10	1	RONDELLE	WASHER	UNTERLEGSCHEIBE
4	5130030		1	DETECTEUR PROXIMITE	PRIORITY DETECTOR	NAHERUNGSSCHALTER
5	5080099		1	CONNECTEUR	CONNECTOR	STECKVERBINDER
6	5080100		1	VERROU	LATCH	RIEGEL
7	5090106	1 mm2	3	PINS		

AUTORADIO
CAR RADIO
AUTORADIO

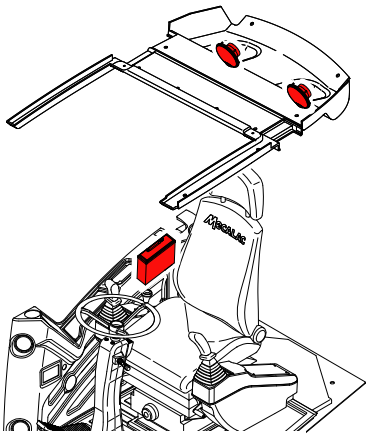

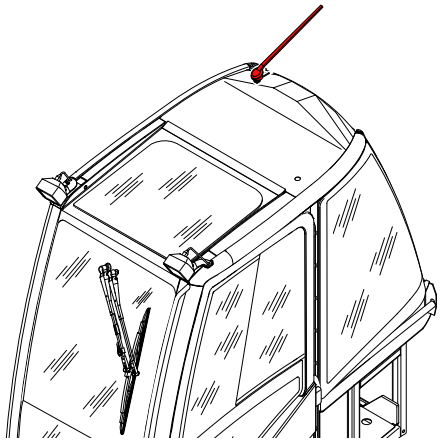

1	5180046
2	5180115
3	5040901
4	4290001
5	538A0385

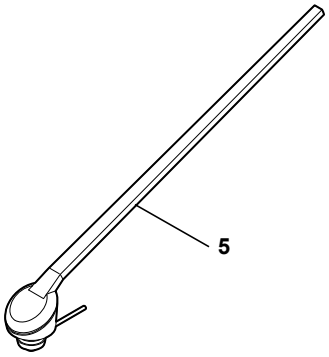

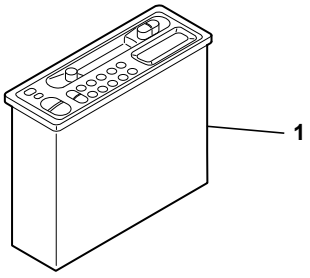

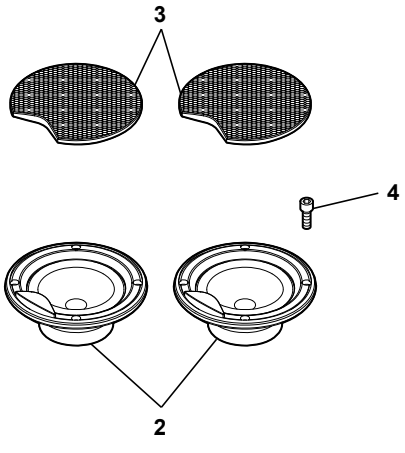

714MW_5400703_72_65_1A.eps

AUTORADIO
CAR RADIO
AUTORADIO

* 1	5180046	5130168	1	RADIO	RADIO	RADIO
2	5180115		1	KIT : HAUT PARLEUR	KIT: AMPLIFIER	KIT : LAUTSPRECHER
3	5040901		1	KIT : GRILLE	KIT: GRATE	KIT : ROST
4	4290001	CHC 5X20	8	VIS	SCREW	SCHRAUBE
5	538A0385		1	ANTENNE	ANTENNA	ANTENNE

INSTALLATION ÉLECTRIQUE / CABINE
ELECTRICAL SYSTEM / CAB
ELEKTRISCHE EINRICHTUNG / KABINE

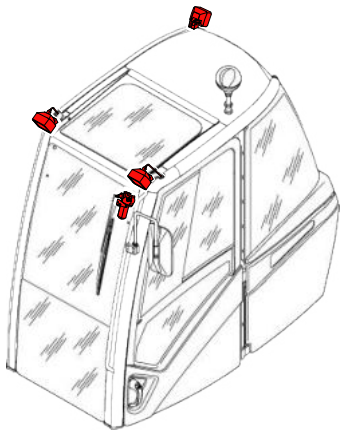

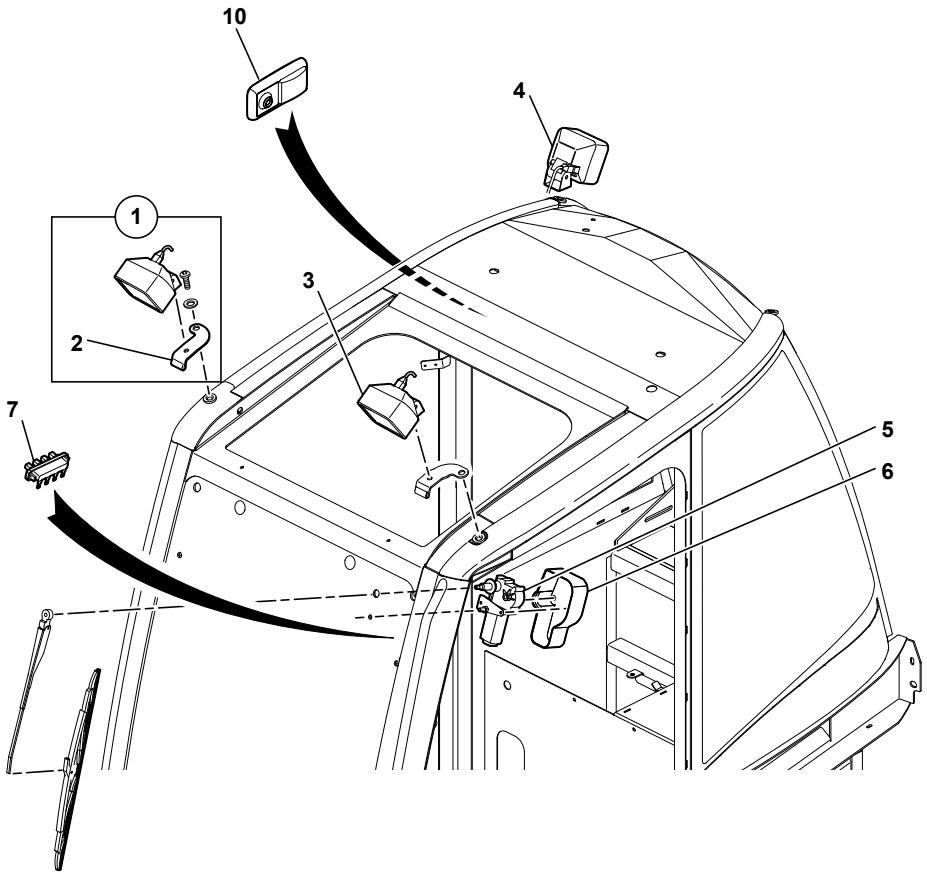

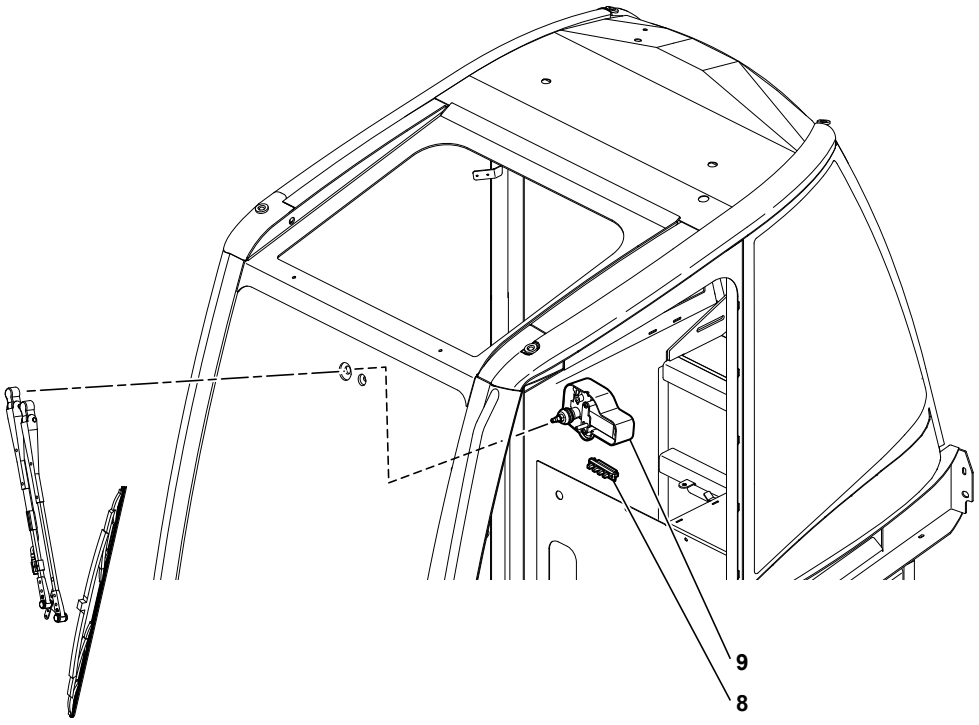

1	5380774 ▶
2	538A0251
3	538A0256 ◀
4	5380776
5	538A0258
6	538A0257
7	538A0307
8	538A0380
9	538A0381
10	538A0436

714MW_5400703_72_70_1A.eps

INSTALLATION ELECTRIQUE / CABINE
ELECTRICAL SYSTEM / CAB
ELEKTRISCHE EINRICHTUNG / KABINE

1	5380774	▶		1	KIT: PHARE DE TRAVAIL AVANT	KIT: FRONT WORKING HEAD LIGHT	BAUSATZ:ARBEITS-SCHEINWERFER-VORNE
2	538A0251	1		1	SUPPORT	BRACKET	TRAEGER
3	538A0256	◀		1	PHARE DE TRAVAIL	WORKING HEAD LIGHT	ARBEITSSCHEINWERFER
4	5380776			1	KIT PHARE DE TRAVAIL	WORKING HEADLIGHTS	ARBEITSSCHEINWERFER
5	538A0258		24 V	1	MOTEUR ESSUIE GLACE	WIPER MOTOR	WISCHERMOTOR
6	538A0257			1	CACHE	MUFF	MUFFE
7	538A0307			1	FAISCEAU ELECTRIQUE	HARNESS WIRING	KABELSATZ
8	538A0380			1	FAISCEAU ELECTRIQUE	HARNESS WIRING	KABELSATZ
9	538A0381		24 V	1	MOTEUR ESSUIE GLACE	WIPER MOTOR	WISCHERMOTOR
* 10	538A0436		24 V	1	PLAFONNIER	ROOF LIGHT	DECKENLEUCHTE

CATALOGUE DE PIECES DE RECHANGE
SPARE PARTS BOOK
ERSATZTEILLISTE



Composants électroniques
Electronic components
Bestandteile elektronisch 81



Electronique
Electronics
Elektronik 80

Logiciel
Software
Software 82

CATALOGUE DE PIECES DE RECHANGE
SPARE PARTS BOOK
ERSATZTEILLISTE



Composants électroniques
Electronic components
Bestandteile elektronisch

81

SOMMAIRE
CONTENTS
INHALT

81 COMPOSANTS ÉLECTRONIQUE — ELECTRONIC COMPONENTS — BESTANDTEILE ELEKTRONISCH

81	10	1A	SUPERVISEUR SUPERVISOR AUFSEHER	M3
81	20	1A	CALCULATEUR CALCULATOR STEUERGERÄT	M3
81	25	1A	CALCULATEUR MOTEUR ENGINE CALCULATOR STEUERGERÄT MOTOR	M3

SUPERVISEUR
SUPERVISOR
AUFSEHER

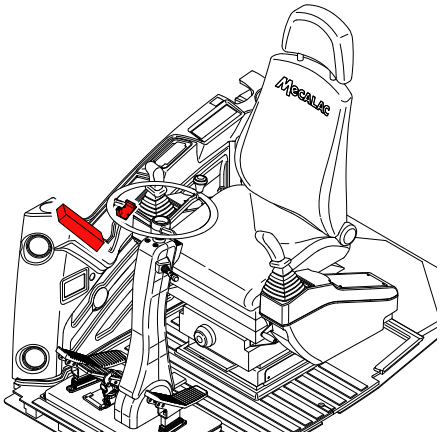

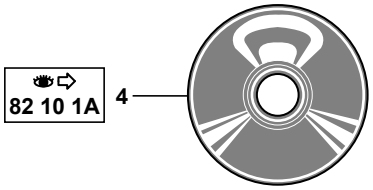

1	6160009	80396 -80390 → 7 + 3610453
2	6160023	80123 -80122
3	6160022	
5	4410004	
6	4400057	
7	6160042	→ 80397 +80390

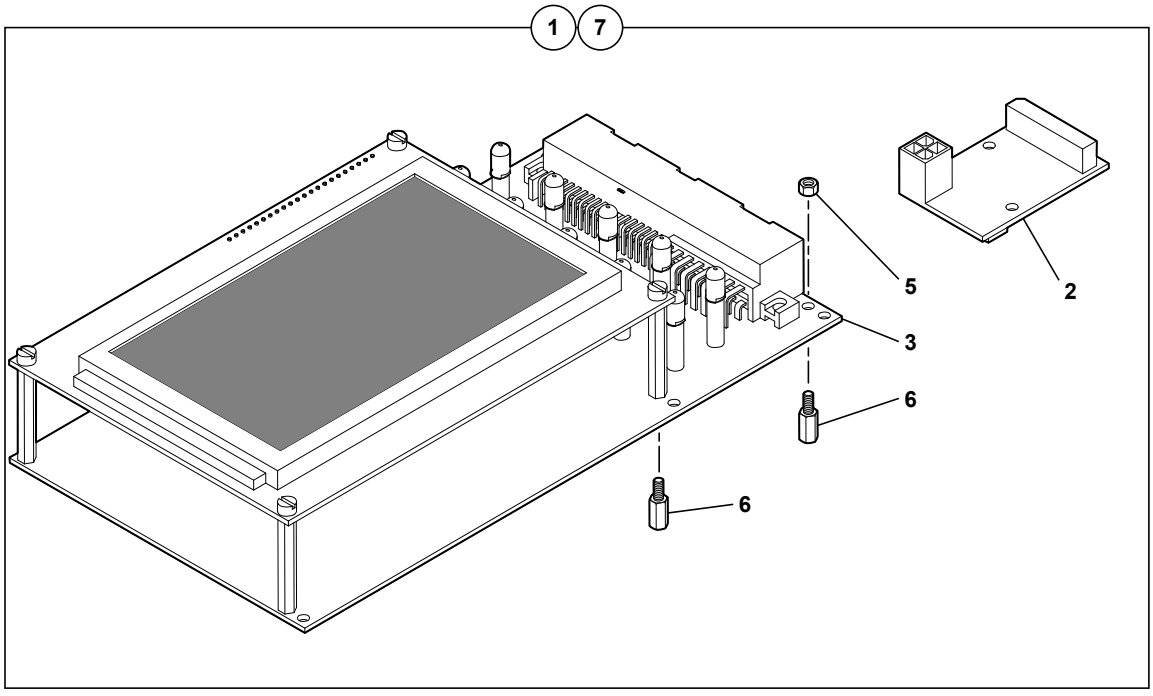

714MW_5400703_81_10_1A.eps

SUPERVISEUR
SUPERVISOR
AUFSEHER

*	1	6160009		7 + 3610453	1	SUPERVISEUR	SUPERVISOR	AUFSEHER
*	1			80396 -80390				
	2	6160023	1	80123 -80122	1	CARTE DE CIRCUITS IMPRIMES	PRINTED CIRCUIT CARD	GEDRUCKTE KARTE
	3	6160022	1		1	UNITE DE COMMANDE	CONTROL UNIT	STEUEREINHEIT
	4			82 10 1A	1	LOGICIEL	SOFTWARE	SOFTWARE
	5	4410004	1	H M3	2	ECROU	NUT	MUTTER
	6	4400057	1	M3	6	ENTRETOISE	SPACER	ABSTANDSTUECK
*	7	6160042		80397 +80390	1	SUPERVISEUR	SUPERVISOR	AUFSEHER

CALCULATEUR
CALCULATOR
STEUERGERÄT

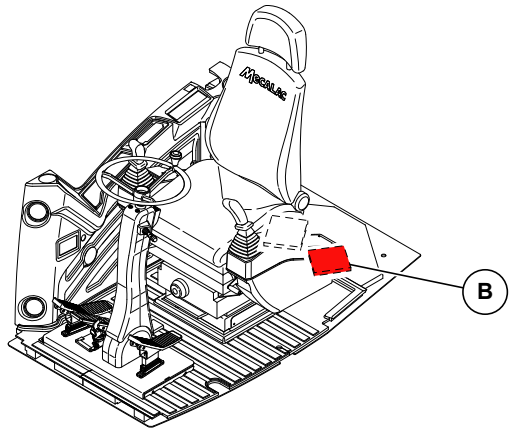

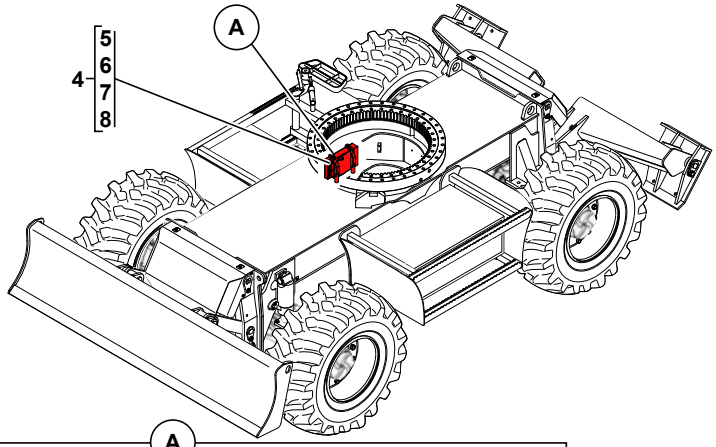

1	6160024
2	6160041
4	5720829
5	5090096
6	5600114
7	4740116
8	5080771
9	5140454
10	4410013
11	4490014
12	5540118
13	4380034

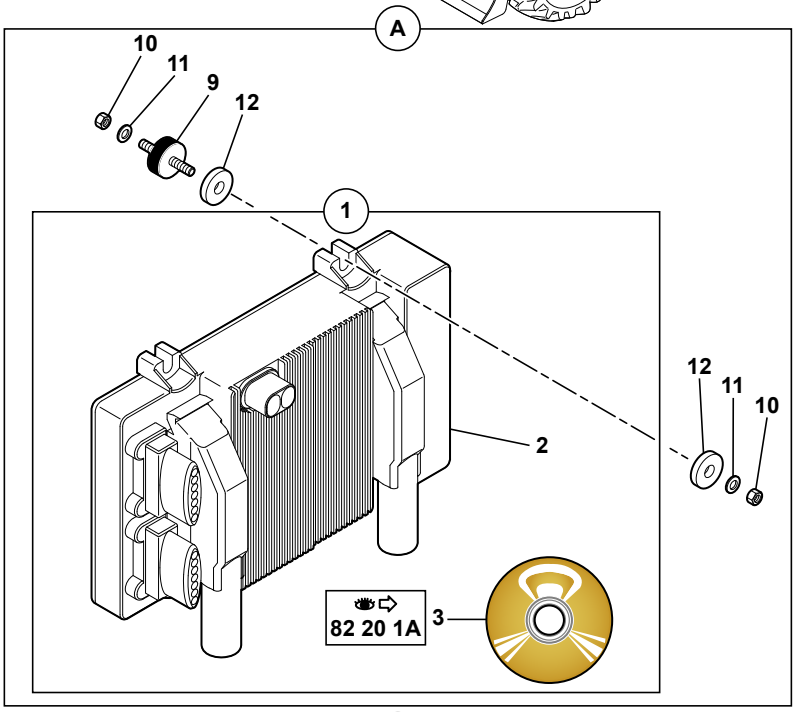

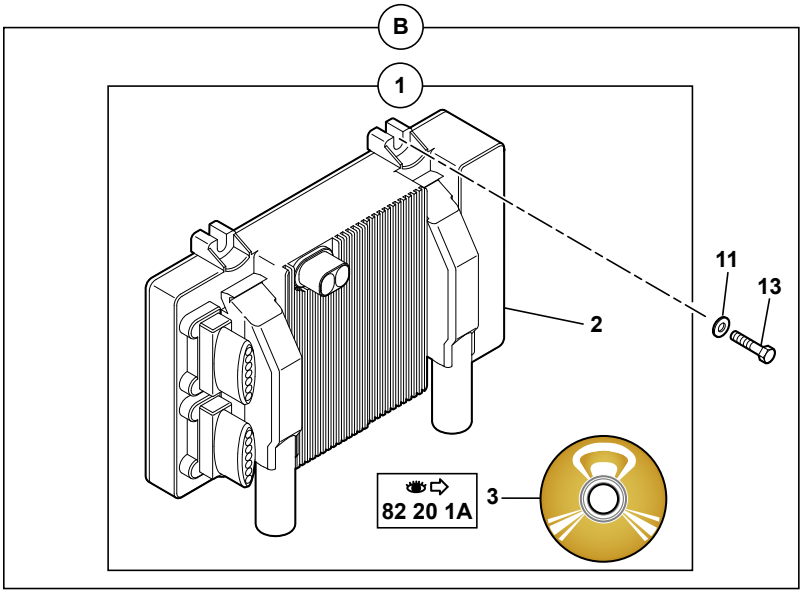

714MW_5400703_81_20_1A.eps

CALCULATEUR
CALCULATOR
STEUERGERAT

	1	6160024				2	ENSEMBLE COMPLET	COMPLETE UNIT	GESAMTE EINHEIT
*	2	6160041	1	●○	6160005	1	MODULE	MODULE	MODUL
	3		1	👁	82 20 1A	1	LOGICIEL	SOFTWARE	SOFTWARE
	4	5720829				1	CONNECTEUR	CONNECTOR	STECKVERBINDER
	5	5090096	4			4	COSSE	THIMBLE	KABELSCHUH
	6	5600114	4			4	JOINT	SEAL	DICHTRING
	7	4740116	4			3	BOUCHON	PLUG	VERSCHL.STOPFEN
	8	5080771	4			1	CONNECTEUR	CONNECTOR	STECKVERBINDER
	9	5140454			M6X18	4	SUSPENSION	SUSPENSION	ABFEDERUNG
	10	4410013			H M6	4	ECROU	NUT	MUTTER
*	11	4490014			CONTACT MU6	8	RONDELLE	WASHER	UNTERLEGSCHEIBE
	12	5540118		Ø	9/25X5	4	RONDELLE	WASHER	UNTERLEGSCHEIBE
*	13	4380034			H M6X30	4	VIS	SCREW	SCHRAUBE

CALCULATEUR MOTEUR
ENGINE CALCULATOR
STEUERGERÄT MOTOR

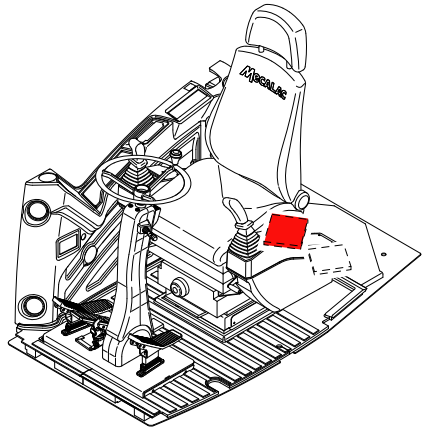

1	NV
2	4380034
3	4490014

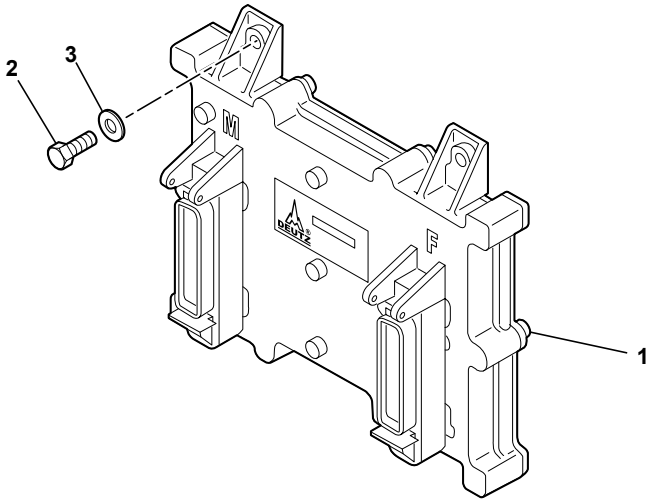

714MW_5400703_81_25_1A.eps

CALCULATEUR MOTEUR
ENGINE CALCULATOR
STEUERGERAT MOTOR

*	1	537A0288	NV	1	CALCULATEUR MOTEUR	ENGINE CALCULATOR	STEUERGERAT MOTOR
*	2	4380034	H M6X30	4	VIS	SCREW	SCHRAUBE
*	3	4490014	CONTACT MU6	4	RONDELLE	WASHER	UNTERLEGSCHEIBE

CATALOGUE DE PIECES DE RECHANGE
SPARE PARTS BOOK
ERSATZTEILLISTE

Logiciel
Software
Software

82

SOMMAIRE
CONTENTS
INHALT

82	LOGICIEL		SOFTWARE	SOFTWARE	
82	10	1A	LOGICIEL SUPERVISEUR SUPERVISOR SOFTWARE AUFSEHER SOFTWARE		M2
82	20	1A	LOGICIEL MODULE (E/S CAN) MODULE (E/S CAN) SOFTWARE MODUL (E/S CAN) SOFTWARE		M2

LOGICIEL SUPERVISEUR
SUPERVISOR SOFTWARE
AUFSEHER SOFTWARE

1	6170000	2
2	6170003	



714MW_5400703_82_10_1A.eps

LOGICIEL SUPERVISEUR
SUPERVISOR SOFTWARE
AUFSEHER SOFTWARE

1	6170000	2	1	LOGICIEL	SOFTWARE	SOFTWARE
2	6170003		1	LOGICIEL	SOFTWARE	SOFTWARE

LOGICIEL MODULE (E/S CAN)
MODULE (E/S CAN) SOFTWARE
MODUL (E/S CAN) SOFTWARE

1	6170002	2
2	6170003	



714MW_5400703_82_20_1A.eps

LOGICIEL MODULE (E/S CAN)
MODULE (E/S CAN) SOFTWARE
MODUL (E/S CAN) SOFTWARE

1 6170002	2	1	LOGICIEL	SOFTWARE	SOFTWARE
2 6170003		1	LOGICIEL	SOFTWARE	SOFTWARE

CATALOGUE DE PIECES DE RECHANGE
SPARE PARTS BOOK
ERSATZTEILLISTE

Répertoire alphanumérique
Numerical and alphabetical index
Alphabetischer numerischer index

REPERTOIRE ALPHANUMERIQUE
NUMERICAL AND ALPHABETICAL INDEX
ALPHABETISCHER NUMERISCHER INDEX

Référence Parts number Teilnummer	Page Page Seite	Repère Item Position	Désignation Designation Beizeichnung		
1190100	62 80 1B	25	FLEXIBLE EQUIPE	EQUIPPED HOSE	KOMPLETTE SCHLAUCH
	62 80 1C	25			
1190101	62 80 1B	26	FLEXIBLE EQUIPE	EQUIPPED HOSE	KOMPLETTE SCHLAUCH
	62 80 1C	26			
1190102	62 80 1B	27	FLEXIBLE EQUIPE	EQUIPPED HOSE	KOMPLETTE SCHLAUCH
	62 80 1C	27			
1190103	62 80 1B	28	FLEXIBLE EQUIPE	EQUIPPED HOSE	KOMPLETTE SCHLAUCH
	62 80 1C	28			
1190104	62 81 1B	40	FLEXIBLE EQUIPE	EQUIPPED HOSE	KOMPLETTE SCHLAUCH
	62 81 1C	40			
	62 81 2B	38			
	62 81 3B	38			
1190105	62 81 1B	41	FLEXIBLE EQUIPE	EQUIPPED HOSE	KOMPLETTE SCHLAUCH
	62 81 1C	41			
	62 81 2B	39			
	62 81 3B	39			
1190106	62 81 1B	42	FLEXIBLE EQUIPE	EQUIPPED HOSE	KOMPLETTE SCHLAUCH
	62 81 1C	42			
	62 81 2B	40			
	62 81 3B	40			
1190107	62 81 1B	43	FLEXIBLE EQUIPE	EQUIPPED HOSE	KOMPLETTE SCHLAUCH
	62 81 1C	43			
	62 81 2B	41			
	62 81 3B	41			
2010078	68 60 5A	10	CALE	SHIM	KEIL
2230004	62 50 1A	11	OBTURATEUR	SEAL PLATE	VERSHLUSS
	62 50 1B	11			
2230006	62 50 1A	20	OBTURATEUR	SEAL PLATE	VERSHLUSS
	62 50 1B	20			
2260116	51 55 1A	7	ENTRETOISE	SPACER	ABSTANDSTUECK
2310020	65 10 1B	9	CAPUCHON	COWL	HAUBE
232A0001	02 30 1A	1	LIQUIDE DE REFROIDISSEMENT	LIQUID OF COOLING	ABKÜHLFLÜSSIGKEIT
	10 60 1A	26			
	10 60 1B	26			
2360057	72 25 1A	29	SOUPLISSO	LOOM	ISOLIERSCHLAUCH
2360064	10 60 1B	38	PROTECTEUR	PROTECTOR	SCHUTZ
	54 32 1A	21			
	54 32 2A	21			
2360066	62 80 1A	4	FLEXIBLE	HOSE	SCHLAUCH

REPERTOIRE ALPHANUMERIQUE
NUMERICAL AND ALPHABETICAL INDEX
ALPHABETISCHER NUMERISCHER INDEX

Référence Parts number Teilnummer	Page Page Seite	Repère Item Position		Désignation Designation Beizeichnung	
	62 80 1B	4			
	62 80 1C	4			
	62 81 1A	15			
	62 81 1B	15			
	62 81 1C	15			
	62 81 2A	15			
	62 81 2B	15			
	62 81 3A	15			
	62 81 3B	15			
2360067	62 81 1A	16	FLEXIBLE	HOSE	SCHLAUCH
	62 81 1B	16			
	62 81 1C	16			
	62 81 2A	16			
	62 81 2B	16			
	62 81 3A	16			
	62 81 3B	16			
	62 82 1A	17			
	62 82 2A	17			
	62 82 3A	17			
2360084	62 80 1A	11	GAINE	SHEATH	HUELLE
	62 80 1B	11			
	62 80 1C	11			
	62 81 1A	17			
	62 81 1B	17			
	62 81 1C	17			
	62 81 2A	17			
	62 81 2B	17			
	62 81 3A	17			
	62 81 3B	17			
2360110	10 76 1A	7	FLEXIBLE CARBURANT	FUEL HOSE	KRAFTST.SCHLAUCH
2360154	62 80 1B	17	FLEXIBLE	HOSE	SCHLAUCH
	62 80 1C	17			
	62 81 1B	36			
	62 81 1C	36			
	62 81 2B	34			
	62 81 3B	34			
2360155	64 60 1A	10	GAINE	SHEATH	HUELLE
2380058	68 45 1A	6	BIELLE	CONNECTING ROD	PLEUELSTANGE
2400029	61 30 1A	1	SABOT	SKID	KUFE
2400030	61 32 1A	1	SABOT	SKID	KUFE

REPERTOIRE ALPHANUMERIQUE
NUMERICAL AND ALPHABETICAL INDEX
ALPHABETISCHER NUMERISCHER INDEX

Référence Parts number Teilnummer	Page Page Seite	Repère Item Position	Désignation Designation Beizeichnung		
2400112	62 20 1A	1	CONTREPOIDS	COUNTER WEIGHT	GEGENGEWICHT
2420120	06 20 1A	6	DENT	TOOTH	ZAHN
2420121	06 20 1A	8	PORTE DENT	TOOTH HOLDER	ZAHNHALTER
2420123	06 11 1A	10	PORTE DENT	TOOTH HOLDER	ZAHNHALTER
	06 20 1A	15			
2420124	06 10 1A	11	CLAVETTE	KEY	KEIL
	06 11 1A	9			
	06 20 1A	7			
2420126	06 47 1A	2	DENT	TOOTH	ZAHN
2420127	06 47 1A	3	AXE	CLEVIS PIN	BOLZEN
2420128	06 47 1A	4	DOUILLE	SOCKET	BUCHSE
2420130	06 10 1A	10	DENT	TOOTH	ZAHN
	06 11 1A	8			
	06 20 1A	14			
2420134	06 26 1A	6	DENT	TOOTH	ZAHN
	06 40 1A	16			
	06 41 1A	16			
2420135	06 26 1A	8	PORTE DENT	TOOTH HOLDER	ZAHNHALTER
	06 40 1A	15			
	06 41 1A	15			
2500491	68 45 1A	9	LEVIER	LEVER	HEBEL
2500565	68 50 1A	13	BRIDE	FLANGE	FLANSCH
2502017	06 40 2A	12	BLOC	BLOCK	BLOCK
2503149	62 35 1A	20	EQUERRE	ANGLE	WINKEL
2503177	61 15 1A	17	AXE	CLEVIS PIN	BOLZEN
2503180	62 35 1A	19	EQUERRE	ANGLE	WINKEL
2503212	61 15 1A	9	BUTEE	CATCH	FALLE
2503546	68 50 1A	19	TUBE	TUBE	ROHR
2503567	51 92 1A	12	SUPPORT	BRACKET	TRAEGER
2503683	65 10 1A	37	PATTE D'ATTACHE	FASTENING LUGS	BEFESTIGUNGSCHLAUFEN
2503723	65 10 1A	40	ENTRETOISE	SPACER	ABSTANDSTUECK
2503758	68 50 1A	20	SUPPORT	BRACKET	TRAEGER
2504318	62 82 1A	21	ENTRETOISE	SPACER	ABSTANDSTUECK
	62 82 2A	20			
	62 82 3A	19			
2504334	65 22 1B	1	SUPPORT	BRACKET	TRAEGER
3180041	62 10 1A	27	TOLE	SHIELD	SCHUTZBLECH
3250411	64 50 1A	20	TRAPPE	HATCH	SCHAULOCH
3250412	62 50 2A	1	SUPPORT	BRACKET	TRAEGER
	68 60 3A	9			

REPERTOIRE ALPHANUMERIQUE
NUMERICAL AND ALPHABETICAL INDEX
ALPHABETISCHER NUMERISCHER INDEX

Référence Parts number Teilnummer	Page Page Seite	Repère Item Position	Désignation Designation Beizeichnung		
	68 61 3A	8			
3250413	62 95 1A	5	TENDEUR	TENSIONER	SPANNER
3250416	64 50 1B	20	TRAPPE	HATCH	SCHAULOCH
3250417	62 10 1B	31	PLAQUE	PLATE	PLATTE
	62 10 1C	31			
3250418	62 95 1B	5	TENDEUR	TENSIONER	SPANNER
3260148	21 10 1A	9	PLAQUE	PLATE	PLATTE
3280175	68 60 5A	1	PLAQUE	PLATE	PLATTE
	68 60 6A	1			
3280176	06 40 1A	20	PLAQUE	PLATE	PLATTE
	06 41 1A	20			
	62 50 1B	26			
3280177	68 60 4A	11	PLAQUE	PLATE	PLATTE
3280186	62 50 1B	22	PLAQUE	PLATE	PLATTE
3280188	61 50 1A	4	PLAQUE	PLATE	PLATTE
	68 60 1A	1			
	68 60 5A	4			
	68 60 6A	4			
	68 61 1A	1			
3280272	68 60 1A	21	PLAQUE	PLATE	PLATTE
	68 60 1B	21			
	68 61 1A	21			
3280276	68 60 1A	8	PLAQUE	PLATE	PLATTE
	68 60 1B	8			
3280277	68 60 1A	32 .0	PLAQUE	PLATE	PLATTE
	68 60 2A	10 .0			
	68 61 1A	32 .0			
	68 61 2A	10 .0			
3280278	68 60 1A	12	PLAQUE	PLATE	PLATTE
	68 60 1B	12			
	68 60 2A	6			
	68 60 4A	5			
	68 61 1A	12			
	68 61 2A	6			
	68 61 4A	6			
3280280	68 60 1A	30	PLAQUE	PLATE	PLATTE
	68 60 1B	30			
	68 60 2A	2			
	68 61 1A	30			
	68 61 2A	2			

REPERTOIRE ALPHANUMERIQUE
NUMERICAL AND ALPHABETICAL INDEX
ALPHABETISCHER NUMERISCHER INDEX

Référence Parts number Teilnummer	Page Page Seite	Repère Item Position	Désignation Designation Beizeichnung		
3280281	62 50 1A	10	SUPPORT	BRACKET	TRAEGER
	62 50 1B	10			
3280282	62 50 1A	7	TOLE	SHIELD	SCHUTZBLECH
	62 95 2A	20			
	62 95 2B	20			
3280283	65 22 1A	3	TRAPPE	HATCH	SCHAULOCH
	65 22 1B	3			
3280284	68 60 4A	14	PLAQUE	PLATE	PLATTE
3280287	68 60 1B	1	PLAQUE	PLATE	PLATTE
	68 60 2A	14			
	68 60 5A	7			
	68 60 6A	7			
	68 61 2A	5			
3280288	68 61 1A	5	PLAQUE	PLATE	PLATTE
3280291	68 60 1A	32 .1	PLAQUE	PLATE	PLATTE
	68 60 1B	32			
	68 60 2A	10 .1			
	68 61 1A	32 .1			
	68 61 2A	10 .1			
3280344	62 50 1B	3	PLAQUE	PLATE	PLATTE
3280369	68 60 1B	56	ENTRETOISE	SPACER	ABSTANDSTUECK
3310285	06 10 1A	9	BUTEE	CATCH	FALLE
	06 15 1A	9			
	06 20 1A	5			
	06 25 1A	6			
	06 26 1A	5			
	06 40 1A	26			
	06 43 1A	5			
	06 45 1A	8			
3310318	62 50 2A	8	PLAQUE	PLATE	PLATTE
	68 60 1A	5			
	68 60 1B	5			
	68 60 3A	5			
	68 60 4A	2			
	68 61 3A	5			
3310414	62 10 1A	31	ENTRETOISE	SPACER	ABSTANDSTUECK
3310423	06 40 1A	5	LAME D'USURE	CUTTING EDGE	BLATT
	06 41 1A	5			
3310443	06 40 1A	10	LAME D'USURE	CUTTING EDGE	BLATT
	06 41 1A	10			

REPERTOIRE ALPHANUMERIQUE
NUMERICAL AND ALPHABETICAL INDEX
ALPHABETISCHER NUMERISCHER INDEX

Référence Parts number Teilnummer	Page Page Seite	Repère Item Position	Désignation Designation Beizeichnung		
3320100	62 50 1A	3	PLAQUE	PLATE	PLATTE
	62 50 1B	29			
	62 50 2A	2			
	68 60 3A	1			
	68 61 3A	1			
3320101	06 40 1A	23	PLAQUE	PLATE	PLATTE
	06 41 1A	23			
	62 50 1A	12			
	62 50 1B	12			
	68 60 1B	41			
	68 61 4A	2			
3320104	65 20 1A	2	TRAPPE	HATCH	SCHAULOCH
	65 20 1B	2			
3320109	54 65 1B	15	PLAQUE	DISC PLATE	PLATTE
3330063	51 60 1A	2	COUVERCLE	COVER	DECKEL
3340312	72 40 1A	5	TOLE	SHIELD	SCHUTZBLECH
3340313	61 30 1A	17	PLAQUE RETENUE	RETAINING PLATE	HALTEPLATTE
	61 32 1A	17			
3350044	51 91 1A	7	PLAQUE	PLATE	PLATTE
3350058	65 22 1A	27	SUPPORT	BRACKET	TRAEGER
	65 22 1B	27			
3350059	42 30 1A	4	ENTRETOISE	DISTANT PIECE	ABSTANDSTUECK
3350060	72 50 1A	11 .0	INDICATEUR	INDICATOR	ANZEIGER
3350064	10 70 1B	14	POIGNEE	HANDLE	HANDGRIFF
3350065	72 50 1A	30	SUPPORT	BRACKET	TRAEGER
3350071	64 50 1B	11	SUPPORT	BRACKET	TRAEGER
3350089	62 80 1C	29	SUPPORT	BRACKET	TRAEGER
3360100	65 22 1A	18	RENFORT	BRACE	VERSTAERKUNG
	65 22 1B	18			
3360102	62 35 1A	31	SUPPORT	BRACKET	TRAEGER
3410310	61 40 1A	2	BIELLE	CONNECTING ROD	PLEUELSTANGE
3410311	61 40 1A	2 .1	BIELLE	CONNECTING ROD	PLEUELSTANGE
3420817	61 15 1A	23	BIELLETTE	ROD KINK	VERBINDG.STANGE
3420818	21 10 1A	16	PLAQUE	PLATE	PLATTE
3420819	62 30 1A	16	PATTE D'ATTACHE	FASTENING LUGS	BEFESTIGUNGSCHLAUFEN
3420821	61 10 1A	18	MASSE	WEIGHT	GEWICHT
3420823	68 50 1A	12	BRIDE	FLANGE	FLANSCH
3420850	68 50 1B	16	PLAQUE	PLATE	PLATTE
	68 53 1A	16			
3420855	62 30 1B	16	PATTE D'ATTACHE	FASTENING LUGS	BEFESTIGUNGSCHLAUFEN

REPERTOIRE ALPHANUMERIQUE
NUMERICAL AND ALPHABETICAL INDEX
ALPHABETISCHER NUMERISCHER INDEX

Référence Parts number Teilnummer	Page Page Seite	Repère Item Position	Désignation Designation Beizeichnung		
3530075	62 82 1A	6	TOLE	SHIELD	SCHUTZBLECH
	62 82 2A	6			
	62 82 3A	6			
3560755	64 50 1A	11	SUPPORT	BRACKET	TRAEGER
3560756	64 50 1A	12	SUPPORT	BRACKET	TRAEGER
3560762	65 20 1A	6	SUPPORT	BRACKET	TRAEGER
3560766	62 95 2A	18	EQUERRE	ANGLE	WINKEL
3560770	62 95 2A	15	SUPPORT	BRACKET	TRAEGER
3560771	10 75 1A	30	SUPPORT	BRACKET	TRAEGER
3560772	10 75 1A	31	SUPPORT	BRACKET	TRAEGER
3560773	41 55 1A	1	SUPPORT	BRACKET	TRAEGER
3560774	05 20 1A	12	EQUERRE	ANGLE	WINKEL
	62 95 2B	18			
3560777	72 10 1A	19	SUPPORT	BRACKET	TRAEGER
3560780	64 50 1B	12	SUPPORT	BRACKET	TRAEGER
3560784	10 60 1B	31	SUPPORT	BRACKET	TRAEGER
3560790	68 50 1B	26	PLAQUE	PLATE	PLATTE
	68 53 1A	27			
3590258	72 20 1A	21	SUPPORT	BRACKET	TRAEGER
3590289	62 50 1A	17	TOLE	SHIELD	SCHUTZBLECH
	62 50 1B	17			
3590290	62 95 2A	17	PIECE DE FIXATION	ATTACHING PART	ANBAUTEIL
3590291	64 50 1B	30	SUPPORT	BRACKET	TRAEGER
3590292	62 10 1A	35	SUPPORT	BRACKET	TRAEGER
	62 10 1B	35			
	62 10 1C	35			
3590294	68 60 1A	24	PROTECTION EN TOLE	COVER PLATE	SCHUTZBLECH
3590303	68 60 4A	18	PROTECTION EN TOLE	COVER PLATE	SCHUTZBLECH
	68 61 4A	9			
3590304	68 60 1B	24	PROTECTION EN TOLE	COVER PLATE	SCHUTZBLECH
	68 61 1A	24			
3600153	68 40 1A	34	PROTECTEUR	GUARD	SCHUTZ
	68 40 2A	19			
3610327	53 75 1A	2	SUPPORT	BRACKET	TRAEGER
3610328	53 70 1A	2	SUPPORT	BRACKET	TRAEGER
3610330	62 10 1A	25	TOLE	SHIELD	SCHUTZBLECH
	62 10 1B	25			
3610331	62 10 1A	24	TOLE	SHIELD	SCHUTZBLECH
3610332	62 30 1A	25	TOLE	SHIELD	SCHUTZBLECH
	62 30 1B	25			

REPERTOIRE ALPHANUMERIQUE
NUMERICAL AND ALPHABETICAL INDEX
ALPHABETISCHER NUMERISCHER INDEX

Référence Parts number Teilnummer	Page Page Seite	Repère Item Position	Désignation Designation Beizeichnung		
3610333	62 10 1A	21	TOLE	SHIELD	SCHUTZBLECH
	62 10 1B	21			
	62 10 1C	21			
3610334	72 10 1A	4	TOLE	SHIELD	SCHUTZBLECH
3610338	62 10 1A	26	TOLE ANTIRECYCLAGE	SHIELD	SCHUTZBLECH
3610339	62 10 1A	12	SUPPORT	BRACKET	TRAEGER
	62 10 1B	12			
	62 10 1C	12			
3610340	62 10 1A	11	SUPPORT	BRACKET	TRAEGER
3610341	65 22 1A	10	SUPPORT	BRACKET	TRAEGER
3610342	65 22 1A	22	COMMANDE PIVOT	SWIVEL DRIVE	SCHWENKANTRIEB
	65 22 1B	22			
3610343	65 22 1A	1	BUTEE	CATCHER	FALLE
3610344	72 60 1A	1	SUPPORT	BRACKET	TRAEGER
3610345	72 40 1A	14	SUPPORT	BRACKET	TRAEGER
3610346	62 20 1A	10	TOLE	SHIELD	SCHUTZBLECH
3610347	72 30 1A	14	SUPPORT	BRACKET	TRAEGER
3610349	62 95 2A	16	SUPPORT	BRACKET	TRAEGER
3610350	62 95 2A	13	PIECE DE FIXATION	ATTACHING PART	ANBAUTEIL
3610352	72 25 1A	6	SUPPORT	BRACKET	TRAEGER
3610353	72 25 1A	7	SUPPORT	BRACKET	TRAEGER
3610356	62 10 1A	39	BAVETTE DROITE	RIGTH MUD FLAP	SCMUTZFÄNGER RECHT
	62 10 1B	39			
	62 10 1C	39			
3610357	62 10 1A	40	BAVETTE GAUCHE	LEFT MUD FLAP	SCHMUTZFÄNGER LINKS
	62 10 1B	40			
	62 10 1C	40			
3610360	05 20 1A	3	SUPPORT	BRACKET	TRAEGER
	10 60 1B	28			
3610361	05 20 1A	4	TOLE ANTIRECYCLAGE	SHIELD	SCHUTZBLECH
	62 10 1A	42			
	62 10 1B	42			
	62 10 1C	42			
3610362	62 10 1A	26 .1	TOLE ANTIRECYCLAGE	SHIELD	SCHUTZBLECH
3610363	62 10 1A	27 .1	TOLE ANTIRECYCLAGE	SHIELD	SCHUTZBLECH
3610365	51 60 2A	3	PROTECTEUR	PROTECTOR	SCHUTZ
3610366	72 25 1A	32	SUPPORT	BRACKET	TRAEGER
3610367	62 20 1A	10 .1	TOLE	SHIELD	SCHUTZBLECH
3610375	62 10 1B	11	SUPPORT	BRACKET	TRAEGER
	62 10 1C	11			

REPERTOIRE ALPHANUMERIQUE
NUMERICAL AND ALPHABETICAL INDEX
ALPHABETISCHER NUMERISCHER INDEX

Référence Parts number Teilnummer	Page Page Seite	Repère Item Position	Désignation Designation Beizeichnung		
3610385	62 10 1B	24	TOLE	SHIELD	SCHUTZBLECH
3610393	05 20 1A	5	TOLE ANTIRECYCLAGE	SHIELD	SCHUTZBLECH
	62 10 1B	26			
	62 10 1C	26			
3610394	05 20 1A	6	TOLE ANTIRECYCLAGE	SHIELD	SCHUTZBLECH
	62 10 1B	27			
	62 10 1C	27			
3610395	05 20 1A	13	PIECE DE FIXATION	ATTACHING PART	ANBAUTEIL
	62 95 2B	13			
3610399	65 22 1B	10	SUPPORT	BRACKET	TRAEGER
3610428	62 10 1C	25	TOLE	SHIELD	SCHUTZBLECH
3610429	62 10 1C	24	TOLE	SHIELD	SCHUTZBLECH
3610431	68 60 1B	43	PROTECTEUR	PROTECTOR	SCHUTZ
3610447	51 60 2A	3 .1	PROTECTEUR	PROTECTOR	SCHUTZ
3610453	72 40 1A	14 .1	SUPPORT	BRACKET	TRAEGER
3610456	10 62 1A	18	SUPPORT	BRACKET	TRAEGER
3610473	62 80 1C	33	SUPPORT	BRACKET	TRAEGER
3620258	51 55 1A	4	ARRET	STOP	ANSCHLAG
3620259	10 30 1A	1	SUPPORT MOTEUR	ENGINE CARRIER	MOTORTRAEGER
3620260	10 30 1A	2	SUPPORT MOTEUR	ENGINE CARRIER	MOTORTRAEGER
3620263	62 95 2A	14	SUPPORT	BRACKET	TRAEGER
3620264	22 20 1A	19	SUPPORT	BRACKET	TRAEGER
3620265	22 20 1A	16	PROTECTEUR	PROTECTOR	SCHUTZ
3620267	68 61 1A	7	DEMI-BRIDE	HALF-FLANGE	HALBFLANSCHE
3620268	05 20 1A	14	SUPPORT	BRACKET	TRAEGER
	62 95 2B	14			
3620280	51 55 1A	11	ARRET	STOP	ANSCHLAG
3630455	10 40 1A	1	SUPPORT: FILTRE A AIR/GASOIL	BRACKET: AIR FILTER/ GASOIL	TRAEGER: LUFTFILTER/ GASOL
3630461	68 50 1B	7	CAPOT	HOOD	HAUBE
	68 53 1A	7			
3630463	10 62 1A	29	SUPPORT	BRACKET	TRAEGER
3630464	10 62 1A	30	BRIDE	FLANGE	FLANSCH
3680130	10 60 1A	2	SUPPORT	BRACKET	TRAEGER
	10 60 1B	2			
3680134	62 45 1A	3	SUPPORT	BRACKET	TRAEGER
3680135	62 45 1A	4	SUPPORT	BRACKET	TRAEGER
3680136	62 45 1A	7	SUPPORT	BRACKET	TRAEGER
3680137	62 45 1A	8	SUPPORT	BRACKET	TRAEGER
3680138	62 45 1A	14	SUPPORT	BRACKET	TRAEGER

REPERTOIRE ALPHANUMERIQUE
NUMERICAL AND ALPHABETICAL INDEX
ALPHABETISCHER NUMERISCHER INDEX

Référence Parts number Teilnummer	Page Page Seite	Repère Item Position	Désignation Designation Beizeichnung		
3680139	62 45 1A	15	SUPPORT	BRACKET	TRAEGER
3680140	62 45 1A	11	SUPPORT	BRACKET	TRAEGER
3680141	62 35 1A	2	TOLE	SHIELD	SCHUTZBLECH
3680143	62 95 2A	12	SUPPORT	BRACKET	TRAEGER
3730046	64 50 1A	24	AXE	CLEVIS PIN	BOLZEN
	64 50 1B	24			
3730076	61 30 1A	7 .1	AXE	CLEVIS PIN	BOLZEN
	61 32 1A	7 .1			
3730077	54 75 1B	11	PISTON	PISTON	KOLBEN
3730081	65 22 1B	31	AXE	CLEVIS PIN	BOLZEN
3740035	06 60 1A	7	BUTEE	CATCH	FALLE
3750043	68 50 1A	2	AXE	CLEVIS PIN	BOLZEN
3750074	06 40 1A	8	AXE	CLEVIS PIN	BOLZEN
	06 41 1A	8			
3750075	06 40 1A	3	AXE	CLEVIS PIN	BOLZEN
	06 41 1A	3			
3750076	06 40 1A	2	AXE	CLEVIS PIN	BOLZEN
	06 41 1A	2			
3760051	06 50 1A	4	AXE	CLEVIS PIN	BOLZEN
3760109	68 45 1A	18	AXE	CLEVIS PIN	BOLZEN
3780075	68 20 1A	7	PION DE POSITION	LOCATOR	ARRETIERUNG
3780093	54 75 1A	5	PISTON	PISTON	KOLBEN
3780152	68 50 1A	11	CONE	CONE	KEGEL
	68 50 1B	23			
	68 53 1A	23			
3780202	61 10 1A	19	PION DE POSITION	LOCATOR	ARRETIERUNG
3780208	54 75 1A	5 .1	PISTON	PISTON	KOLBEN
3780213	68 50 1B	20	TIGE	BAR	STANGE
	68 53 1A	20			
3830459	06 95 1A	8	SUPPORT	BRACKET	TRAEGER
3830460	06 95 1A	9	PATTE D'ATTACHE	FASTENING LUGS	BEFESTIGUNGSCHLAUFEN
3830632	06 20 1A	4	ENS. VERROUILLAGE	LOCKING DEVICE	VERRIEGELUNG
3830654	06 95 2A	1	FOURREAU	SLEEVE	HUELSE
3830669	06 40 1A	4	MACHOIRE	JAW	BACKE
	06 41 1A	4			
3830732	06 25 1A	9	GODET CHARGEUR	LOADER BUCKET	LADESCHAUFFEL
3830733	06 46 1A	1	GODET CURAGE	DITCH CLEANING BCKT	GRABENRAEUMLOEFFEL
3830744	06 16 1A	1	GODET RETRO	BACKHOE BUCKET	TIEFLOEFFEL
3830745	06 16 1A	2	GODET RETRO	BACKHOE BUCKET	TIEFLOEFFEL
3830746	06 16 1A	3	GODET RETRO	BACKHOE BUCKET	TIEFLOEFFEL

REPERTOIRE ALPHANUMERIQUE
NUMERICAL AND ALPHABETICAL INDEX
ALPHABETISCHER NUMERISCHER INDEX

Référence Parts number Teilnummer	Page Page Seite	Repère Item Position	Désignation Designation Beizeichnung		
3830747	06 16 1A	4	GODET RETRO	BACKHOE BUCKET	TIEFLOEFFEL
3830748	06 16 1A	5	GODET RETRO	BACKHOE BUCKET	TIEFLOEFFEL
3830749	06 16 1A	6	GODET RETRO	BACKHOE BUCKET	TIEFLOEFFEL
3830750	06 16 1A	7	GODET RETRO	BACKHOE BUCKET	TIEFLOEFFEL
3830752	06 60 1A	10	SUPPORT	BRACKET	TRAEGER
3830754	06 51 1A	4	PLATINE	ADAPTING PLATE	ANBAUPLATTE
3830755	06 46 1A	2	GODET CURAGE	DITCH CLEANING BCKT	GRABENRAEUMLOEFFEL
3830782	06 26 1A	9	PROTECTION EN TOLE	COVER PLATE	SCHUTZBLECH
	06 40 1A	29			
	06 41 1A	27			
3830785	06 95 2A	2	FOURREAU	SLEEVE	HUELSE
3830786	06 25 1A	7	PROTECTION EN TOLE	COVER PLATE	SCHUTZBLECH
	06 40 1A	30			
	06 41 1A	28			
3830803	06 41 1A	26	ATTACHE	FASTENER	BEFESTIGUNG
3831011	61 10 1A	1	CHASSIS	FRAME	FAHRGESTELL
3831018	61 32 1A	12	STABILISATEUR	STABILISER	STABILISATOR
3831022	61 30 1A	12 .0	STABILISATEUR	STABILISER	STABILISATOR
3831026	61 40 1A	17	BRAS	ARM	ARM
3831046	72 25 1A	12	SUPPORT	BRACKET	TRAEGER
3831158	06 95 1A	2	FOURREAU	SLEEVE	HUELSE
3831169	61 10 1A	2	SUPPORT	BRACKET	TRAEGER
3831207	61 45 1A	1	CAPOT	HOOD	HAUBE
3831218	06 95 1A	1	FOURREAU	SLEEVE	HUELSE
3831229	51 60 1A	13	BRIDE	FLANGE	FLANSCH
3831231	64 50 1A	21	PLANCHER	FLOOR	BODENBELAG
3831278	10 60 1A	3	SUPPORT	BRACKET	TRAEGER
3831282	10 20 1A	1	SUPPORT	BRACKET	TRAEGER
3831286	10 75 1A	9	SUPPORT	BRACKET	TRAEGER
	10 75 1B	9			
3831288	68 30 1A	2	NOIX (ARTICULATION)	KNUCKLE	GELENK
3831313	68 60 1A	23	BRIDE TOURNANTE	ROTATING FLANGE	ROTIERENDE FLANSCH
	68 60 1B	23			
	68 61 1A	23			
3831324	62 20 1A	4	SUPPORT	BRACKET	TRAEGER
3831325	62 10 1A	4	SUPPORT	BRACKET	TRAEGER
3831326	62 35 1A	4	SUPPORT	BRACKET	TRAEGER
3831328	61 15 1A	16	AXE	AXLE	BOLZEN
3831329	61 15 1A	14	MARCHE	STAIR	STUFE
3831330	61 15 1A	13	MARCHEPIED	STEP	TRITTBRETT

REPERTOIRE ALPHANUMERIQUE
NUMERICAL AND ALPHABETICAL INDEX
ALPHABETISCHER NUMERISCHER INDEX

Référence Parts number Teilnummer	Page Page Seite	Repère Item Position	Désignation Designation Beizeichnung		
3831331	61 15 1A	15	MARCHE	STAIR	STUFE
3831332	61 15 1A	1	MARCHEPIED	STEP	TRITTBRETT
3831363	68 40 1A	9	BRAS	ARM	ARM
3831371	62 30 1A	2	ARCEAU	CORD	BUGEL
	62 30 1B	2			
3831377	68 20 2A	2	BEC DE FLECHE	INTERMEDIATE BOOM	BESCHICKERAUSLEGER
3831380	62 82 1A	5	PLAQUE	PLATE	PLATTE
	62 82 2A	5			
	62 82 3A	5			
3831384	61 10 1A	12	SUPPORT	BRACKET	TRAEGER
3831388	68 20 3A	2	BEC DE FLECHE	INTERMEDIATE BOOM	BESCHICKERAUSLEGER
3831389	61 40 1A	1 .1	LAME BULL	BULLDOZER BLADE	PLANIERSCHILD
3831396	62 10 1A	30	SUPPORT	BRACKET	TRAEGER
3831397	61 40 1A	1	LAME BULL	BULLDOZER BLADE	PLANIERSCHILD
3831412	61 10 1A	13	CHASSIS	FRAME	FAHRGESTELL
3831413	06 95 1A	3	FOURREAU	SLEEVE	HUELSE
3831421	64 50 1A	8	SUPPORT	BRACKET	TRAEGER
3831431	61 32 1A	12 .1	STABILISATEUR	STABILISER	STABILISATOR
3831432	61 30 1A	12 .1	STABILISATEUR	STABILISER	STABILISATOR
3831433	62 20 1A	4 .1	SUPPORT	BRACKET	TRAEGER
3831434	06 60 1A	8	SUPPORT	BRACKET	TRAEGER
3831437	68 52 1A	1	PORTE-OUTILS	TOOLS-HOLDER	WERKZEUGETRÄGER
3831441	06 25 1A	1	GODET CHARGEUR	LOADER BUCKET	LADESCHAUFFEL
3831444	62 10 1A	2	TOURELLE	TOWER	TURM
	62 10 1B	2			
3831445	10 40 1A	2 .0	BOÎTE D'ASPIRATION	BOX OF ASPIRATION	KISTE DER LUFT-ASPIRATION
3831447	68 50 1A	18	PORTE-OUTILS	TOOLS-HOLDER	WERKZEUGETRÄGER
3831453	06 95 1A	5	SUPPORT	BRACKET	TRAEGER
3831454	72 20 1A	32	SUPPORT	BRACKET	TRAEGER
3831455	10 40 1A	2 .2	BOÎTE D'ASPIRATION	BOX OF ASPIRATION	KISTE DER LUFT-ASPIRATION
3831515	62 10 1B	30	SUPPORT	BRACKET	TRAEGER
	62 10 1C	30			
3831533	62 95 1A	6	SUPPORT	BRACKET	TRAEGER
3831545	68 40 2A	34	BRAS	ARM	ARM
3831566	61 10 1A	26	VOLET	FLAP	KLAPPE
3831567	61 10 1A	27	VOLET	FLAP	KLAPPE
3831577	06 50 1A	7	PLATINE	DECK	PLATTE
3831611	06 46 1A	7	ATTACHE	FASTENER	BEFESTIGUNG

REPERTOIRE ALPHANUMERIQUE
NUMERICAL AND ALPHABETICAL INDEX
ALPHABETISCHER NUMERISCHER INDEX

Référence Parts number Teilnummer	Page Page Seite	Repère Item Position	Désignation Designation Beizeichnung		
3831617	10 65 1B	9	SUPPORT	BRACKET	TRAEGER
3831618	10 65 1B	8	VIROLE	FERRULE	ZWINGE
3831626	05 20 1A	7	MONTANT	UPRIGHT	PFOSTEN
	10 60 1B	3			
3831634	64 50 1B	8	SUPPORT	BRACKET	TRAEGER
3831649	65 22 1B	29	SUPPORT	BRACKET	TRAEGER
3831654	62 10 1B	4	SUPPORT	BRACKET	TRAEGER
	62 10 1C	4			
3831655	10 30 1A	3	SUPPORT MOTEUR	ENGINE CARRIER	MOTORTRAEGER
3831656	10 30 1A	13	SUPPORT MOTEUR	ENGINE CARRIER	MOTORTRAEGER
3831673	62 95 1B	6	SUPPORT	BRACKET	TRAEGER
3831692	68 50 1B	13	COULISSEAU	SLIDER BEARING	GLEITLAGER
	68 53 1A	13			
3831697	68 53 1A	2	PROTECTEUR	PROTECTOR	SCHUTZ
3831704	68 20 1A	2	BEC DE FLECHE	INTERMEDIATE BOOM	BESCHICKERAUSLEGER
3831722	68 20 3A	24	BEC DE FLECHE	INTERMEDIATE BOOM	BESCHICKERAUSLEGER
3831797	10 20 1B	1	SUPPORT	BRACKET	TRAEGER
3831800	62 10 1C	2	TOURELLE	TOWER	TURM
3831820	68 40 1A	9 .1	BRAS	ARM	ARM
3831821	68 60 1B	42	SUPPORT	BRACKET	TRAEGER
	68 60 5A	11			
	68 60 6A	10			
3831852	10 75 1B	26	SUPPORT	BRACKET	TRAEGER
	10 75 1C	26			
3831875	06 63 1A	5	FLECHE GRUE	CRANE BOOM	KRANAUSLEGER
3831876	06 50 1A	2	PLATINE	DECK	PLATTE
3831880	06 43 1A	6	PLATINE ROTATIVE	PLATINIZE ROTARY	PLATIN ROTIEREND
3831882	68 10 1A	2	FLECHE	BOOM	AUSLEGER
3831887	06 60 1A	9	SUPPORT	BRACKET	TRAEGER
3831894	68 40 2A	9	BRAS	ARM	ARM
3831898	64 50 1B	21	PLANCHER	FLOOR	BODENBELAG
3831899	62 35 1A	4 .1	SUPPORT	BRACKET	TRAEGER
3831918	68 50 1B	2	PROTECTEUR	PROTECTOR	SCHUTZ
3831919	68 40 2A	9 .2	BRAS	ARM	ARM
3831923	65 10 1B	3	SUPPORT	BRACKET	TRAEGER
3831936	68 60 1B	51	BRIDE	FLANGE	FLANSCH
	68 61 1A	39			
3831937	68 60 1B	52	BRIDE	FLANGE	FLANSCH
	68 61 1A	40			
3831941	68 60 1B	50	BRIDE	FLANGE	FLANSCH

REPERTOIRE ALPHANUMERIQUE
NUMERICAL AND ALPHABETICAL INDEX
ALPHABETISCHER NUMERISCHER INDEX

Référence Parts number Teilnummer	Page Page Seite	Repère Item Position	Désignation Designation Beizeichnung		
	68 61 1A	38			
3835028	68 50 1A	14	PORTE-OUTILS	TOOLS-HOLDER	WERKZEUGETRÄGER
3835029	68 50 1A	3	CLIQUET	RATCHET	RATSCHE
3835030	06 10 1A	7	BUTEE	CATCH	FALLE
	06 15 1A	7			
	06 20 1A	3			
	06 25 1A	4			
	06 26 1A	3			
	06 40 1A	27			
	06 43 1A	3			
	06 45 1A	6			
3838031	06 15 1A	1	GODET RETRO	BACKHOE BUCKET	TIEFLOEFFEL
3838032	06 15 1A	2	GODET RETRO	BACKHOE BUCKET	TIEFLOEFFEL
3838033	06 15 1A	3	GODET RETRO	BACKHOE BUCKET	TIEFLOEFFEL
3838034	06 15 1A	4	GODET RETRO	BACKHOE BUCKET	TIEFLOEFFEL
3838035	06 15 1A	5	GODET RETRO	BACKHOE BUCKET	TIEFLOEFFEL
3838036	06 45 1A	1	GODET CURAGE	DITCH CLEANING BCKT	GRABENRAEUMLOEFFEL
3838037	06 45 1A	3	GODET CURAGE	DITCH CLEANING BCKT	GRABENRAEUMLOEFFEL
3838038	06 45 1A	2	GODET CURAGE	DITCH CLEANING BCKT	GRABENRAEUMLOEFFEL
3838039	06 45 1A	4	GODET CURAGE	DITCH CLEANING BCKT	GRABENRAEUMLOEFFEL
3838040	06 25 1A	2	GODET CHARGEUR	LOADER BUCKET	LADESCHAUFFEL
3838042	06 51 1A	1	PLATINE	ADAPTING PLATE	ANBAUPLATTE
3838046	06 52 1A	2	PLATINE	ADAPTING PLATE	ANBAUPLATTE
	06 85 1A	9			
3838047	06 10 1A	8	PLAT D'ATTACHE	DISH OF FASTENER	BEFESTIGUNGSTELLER
	06 15 1A	8			
	06 20 1A	13			
	06 25 1A	5			
	06 26 1A	4			
	06 40 1A	28			
	06 43 1A	4			
	06 45 1A	7			
3838055	06 43 1A	1	GODET TRAPEZOIDAL	TRAPEZOIDAL BUCKET	TRAPEZLOEFFEL
3838056	06 51 1A	2	PLATINE	ADAPTING PLATE	ANBAUPLATTE
3838057	06 52 1A	1	PLATINE COURTE	ADAPTING PLATE	ANBAUPLATTE KURZ
3840032	06 85 1A	7	CARDAN	UNIVERSAL JOINT	GELENKWELLE
3850061	65 22 1B	34	ENTRETOISE	SPACER	ABSTANDSTUECK
3870066	53 50 1A	13	BAGUE	BUSH	RING
	53 52 1A	13			
	53 60 1A	14			

REPERTOIRE ALPHANUMERIQUE
NUMERICAL AND ALPHABETICAL INDEX
ALPHABETISCHER NUMERISCHER INDEX

Référence Parts number Teilnummer	Page Page Seite	Repère Item Position		Désignation Designation Beizeichnung	
	53 62 1A	14			
3870114	68 50 1A	7	BUTEE	CATCH	FALLE
3870203	06 40 2A	6	BAGUE	BUSH	RING
3870219	68 10 1A	4	BAGUE	BUSH	RING
	68 20 1A	5			
	68 20 2A	4			
	68 20 3A	3			
	68 40 1A	3			
	68 40 2A	3			
3870235	54 60 1A	3	BAGUE	BUSH	RING
	54 60 1B	3			
	54 70 1A	6			
	54 70 1B	6			
	61 30 1A	14			
	61 32 1A	14			
	61 40 1A	19			
	68 40 1A	4			
	68 40 2A	4			
	68 45 1A	3			
3870254	61 40 1A	20	BAGUE	BUSH	RING
3870268	68 45 1A	4	BAGUE	BUSH	RING
3870303	06 85 1A	5	CALE	SHIM	KEIL
3870305	68 40 1A	5	BAGUE	BUSH	RING
	68 40 2A	5			
3870347	68 20 1A	8	BAGUE	BUSH	RING
3870348	61 40 1A	5	BAGUE	BUSHING	BUCHSE
3870350	61 40 1A	7	BAGUE	BUSHING	BUCHSE
3870351	61 40 1A	8	BAGUE	BUSHING	BUCHSE
3870353	62 10 1A	43 .0	BAGUE	BUSH	BUCHSE
	62 10 1A	3 .0			
3870354	06 40 1A	7	BAGUE	BUSH	RING
	06 41 1A	7			
3870357	68 60 1A	29	ENTRETOISE	SPACER	ABSTANDSTUECK
	68 60 1B	29			
	68 61 1A	29			
3870358	51 55 1A	12	ENTRETOISE	SPACER	ABSTANDSTUECK
3870360	62 10 1A	43 .1	BAGUE	BUSH	BUCHSE
	62 10 1B	43			
	62 10 1C	43			
3870361	62 10 1A	3 .1	BAGUE	BUSH	BUCHSE

REPERTOIRE ALPHANUMERIQUE
NUMERICAL AND ALPHABETICAL INDEX
ALPHABETISCHER NUMERISCHER INDEX

Référence Parts number Teilnummer	Page Page Seite	Repère Item Position	Désignation Designation Beizeichnung		
	62 10 1B	3			
	62 10 1C	3			
3870369	68 20 3A	23	BAGUE	BUSH	RING
3870371	68 40 2A	36	BAGUE	BUSH	RING
3880067	68 30 1A	3	BAGUE	BUSH	RING
3880088	65 22 1B	33	PALIER	BEARING	LAGER
3880089	68 50 1B	22	FRETTE	HOOP	EISENRING
	68 53 1A	22			
3890029	68 10 1A	13	RONDELLE BUTEE	THRUST WASHER	DRUCKSCHEIBE
	68 20 2A	11			
	68 20 3A	15			
	68 30 1A	11			
3890031	68 45 1A	13	RONDELLE BUTEE	THRUST WASHER	DRUCKSCHEIBE
3890035	68 40 1A	30	RONDELLE BUTEE	THRUST WASHER	DRUCKSCHEIBE
	68 40 2A	30			
3890041	68 30 1A	16	RONDELLE BUTEE	THRUST WASHER	DRUCKSCHEIBE
3890047	68 40 1A	24	RONDELLE BUTEE	THRUST WASHER	DRUCKSCHEIBE
	68 40 2A	24			
3920084	61 20 1A	4	ENTRETOISE	SPACER	ABSTANDSTUECK
3920086	62 95 1A	14	ENTRETOISE	SPACER	ABSTANDSTUECK
3920091	10 75 1B	27	ENTRETOISE	SPACER	ABSTANDSTUECK
3920095	62 95 1B	18	ENTRETOISE	SPACER	ABSTANDSTUECK
3920096	62 95 1B	14	ENTRETOISE	SPACER	ABSTANDSTUECK
3920099	65 10 1B	10	RONDELLE	WASHER	UNTERLEGSCHEIBE
3940004	65 22 1A	32	ENTRETOISE	SPACER	ABSTANDSTUECK
3950026	54 75 1B	8	BAGUE	BUSHING	BUCHSE
3950027	54 75 1B	3	PISTON	PISTON	KOLBEN
3970129	68 50 1B	12	PATIN	SKID	KUFE
	68 53 1A	12			
4010173	62 95 1A	1	ENTRETOISE	SPACER	ABSTANDSTUECK
	62 95 1B	1			
4010177	10 65 1B	14	ENTRETOISE	SPACER	ABSTANDSTUECK
4040029	51 10 1A	61	JOINT TORIQUE	O-RING	O-RING
	51 10 1B	11			
4040030	51 41 3A	14	JOINT TORIQUE	O-RING	O-RING
	54 15 1A	12			
	54 16 1A	10			
	54 20 1A	18			
	54 20 3A	5			
	54 21 1A	12			

REPERTOIRE ALPHANUMERIQUE
NUMERICAL AND ALPHABETICAL INDEX
ALPHABETISCHER NUMERISCHER INDEX

Référence Parts number Teilnummer	Page Page Seite	Repère Item Position	Désignation Designation Beizeichnung		
	54 25 1A	10			
	54 25 2A	5			
	54 25 3A	3			
	54 40 1A	3			
	54 40 1B	3			
	54 40 2A	3			
	54 40 3A	3			
	54 95 1A	6			
4040033	42 10 1B	8	JOINT TORIQUE	O-RING	O-RING
4040037	51 10 1A	44	JOINT TORIQUE	O-RING	O-RING
	51 10 1B	44			
4040038	51 10 1A	45	JOINT TORIQUE	O-RING	O-RING
	51 10 1B	45			
4040042	51 41 1A	6	JOINT TORIQUE	O-RING	O-RING
	51 41 5A	9			
	51 41 6A	9			
	51 41 7A	9			
	51 41 8A	9			
	51 41 9A	9			
	51 42 1A	9			
4040079	51 60 1A	14	JOINT TORIQUE	O-RING	O-RING
4040080	51 80 1A	6	JOINT	SEAL	DICHTRING
	51 80 2A	6			
4040099	22 10 1A	34	JOINT TORIQUE	O-RING	O-RING
	22 10 1B	34			
4040108	51 41 2A	5	JOINT TORIQUE	O-RING	O-RING
	51 41 4A	5			
4040117	51 41 5A	7	JOINT TORIQUE	O-RING	O-RING
	51 41 6A	7			
	51 41 7A	7			
	51 41 8A	7			
	51 41 9A	7			
	51 42 1A	7			
4040155	51 40 1A	20	JOINT TORIQUE	O-RING	O-RING
	51 40 2A	20			
	51 41 2A	12			
	51 41 4A	12			
4040196	51 41 3A	12	JOINT TORIQUE	O-RING	O-RING
4040240	51 41 5A	10	JOINT TORIQUE	O-RING	O-RING
	51 41 6A	10			

REPERTOIRE ALPHANUMERIQUE
NUMERICAL AND ALPHABETICAL INDEX
ALPHABETISCHER NUMERISCHER INDEX

Référence Parts number Teilnummer	Page Page Seite	Repère Item Position	Désignation Designation Beizeichnung		
	51 41 7A	10			
	51 41 8A	10			
	51 41 9A	10			
	51 42 1A	10			
4040248	51 40 1A	21	JOINT TORIQUE	O-RING	O-RING
	51 40 2A	21			
	51 41 2A	11			
	51 41 4A	11			
4040292	53 50 1A	32	JOINT TORIQUE	O-RING	O-RING
	53 52 1A	32			
	54 60 1A	27			
	54 60 1B	15			
4040295	51 41 2A	14	JOINT TORIQUE	O-RING	O-RING
	51 41 4A	14			
4040296	51 41 2A	4	ANTI-EXTRUSION	THRUST RING	STÜTZRING
	51 41 4A	4			
4040297	51 41 2A	3	JOINT TORIQUE	O-RING	O-RING
	51 41 4A	3			
4040301	51 41 2A	13	JOINT TORIQUE	O-RING	O-RING
	51 41 4A	13			
4040306	51 41 1A	7	JOINT TORIQUE	O-RING	O-RING
4040307	51 41 3A	15	JOINT TORIQUE	O-RING	O-RING
4040308	51 41 3A	16	JOINT TORIQUE	O-RING	O-RING
4040309	51 41 1A	17	JOINT TORIQUE	O-RING	O-RING
4040317	53 50 1A	22	JOINT TORIQUE	O-RING	O-RING
	53 52 1A	22			
	54 60 1A	21			
4040320	53 50 1A	26	JOINT TORIQUE	O-RING	O-RING
	53 52 1A	26			
	54 60 1A	25			
4040322	54 75 1B	5	JOINT TORIQUE	O-RING	O-RING
4040324	53 50 1A	29	JOINT TORIQUE	O-RING	O-RING
	53 52 1A	29			
4050020	10 40 1A	3	TUBE	TUBE	ROHR
4050021	10 62 1A	1	TUBE	TUBE	ROHR
4050023	10 62 1A	3	TUBE	TUBE	ROHR
4050024	10 62 1A	4	TUYAU	TUBE	ROHR
4050026	10 62 1A	5	TUBE	TUBE	ROHR
4050027	10 62 1A	6	TUBE	TUBE	ROHR
4050028	10 62 1A	7	TUBE	TUBE	ROHR

REPERTOIRE ALPHANUMERIQUE
NUMERICAL AND ALPHABETICAL INDEX
ALPHABETISCHER NUMERISCHER INDEX

Référence Parts number Teilnummer	Page Page Seite	Repère Item Position		Désignation Designation Beizeichnung	
4050029	10 62 1A	8	TUBE	TUBE	ROHR
4050036	10 62 1A	2	TUBE	TUBE	ROHR
4050037	10 62 1A	26	TUBE	TUBE	ROHR
4090145	61 30 1A	4	AXE	CLEVIS PIN	BOLZEN
	61 32 1A	4			
	61 40 1A	9			
4090372	68 30 1A	5	AXE	CLEVIS PIN	BOLZEN
4090373	62 10 1A	7	AXE	CLEVIS PIN	BOLZEN
	62 10 1B	7			
	62 10 1C	7			
4090374	68 10 1A	12	AXE	CLEVIS PIN	BOLZEN
4090375	68 40 1A	21	AXE	CLEVIS PIN	BOLZEN
	68 40 2A	21			
4090376	68 40 1A	28	AXE	CLEVIS PIN	BOLZEN
	68 40 2A	28			
4090377	68 40 1A	15	AXE	CLEVIS PIN	BOLZEN
4090388	68 20 1A	14	AXE	CLEVIS PIN	BOLZEN
	68 30 1A	21			
4090406	68 45 1A	8	AXE	CLEVIS PIN	BOLZEN
4090408	61 40 1A	23	AXE	CLEVIS PIN	BOLZEN
	61 40 1A	10			
4090412	68 45 1A	10	AXE	CLEVIS PIN	BOLZEN
4090445	68 40 1A	10	AXE	CLEVIS PIN	BOLZEN
	68 40 2A	10			
4090451	61 30 1A	5	AXE	CLEVIS PIN	BOLZEN
	61 32 1A	5			
	61 40 1A	11			
4090452	61 30 1A	6	AXE	CLEVIS PIN	BOLZEN
	61 32 1A	6			
	61 40 1A	12			
4090454	61 30 1A	7 .0	AXE	CLEVIS PIN	BOLZEN
	61 32 1A	7			
	61 40 1A	13			
4090479	68 10 1A	6 .0	AXE	CLEVIS PIN	BOLZEN
4090480	68 10 1A	7	AXE	CLEVIS PIN	BOLZEN
4090484	68 20 2A	9	AXE	CLEVIS PIN	BOLZEN
	68 20 3A	12			
	68 30 1A	4			
4090485	68 20 2A	10	AXE	CLEVIS PIN	BOLZEN
	68 30 1A	7			

REPERTOIRE ALPHANUMERIQUE
NUMERICAL AND ALPHABETICAL INDEX
ALPHABETISCHER NUMERISCHER INDEX

Référence Parts number Teilnummer	Page Page Seite	Repère Item Position		Désignation Designation Beizeichnung	
4090486	62 10 1A	8	AXE	CLEVIS PIN	BOLZEN
	62 10 1B	8			
	62 10 1C	8			
	68 20 1A	10			
	68 20 2A	6			
	68 20 3A	6			
4090487	61 40 1A	23 .1	AXE	CLEVIS PIN	BOLZEN
4090488	68 20 3A	10	AXE	CLEVIS PIN	BOLZEN
4090503	68 10 1A	6 .1	AXE	CLEVIS PIN	BOLZEN
4090526	68 20 3A	25	AXE	CLEVIS PIN	BOLZEN
4090528	68 40 2A	15	AXE	CLEVIS PIN	BOLZEN
4100013	55 50 1A	3	BILLE	BALL	KUGEL
4100016	51 80 1A	2	SIEGE	SEAT	SITZ
	51 80 2A	2			
4100017	51 80 1A	3	BILLE	BALL	KUGEL
	51 80 2A	3			
4100018	54 50 1A	2	CLAPET	NON RETURN VALVE	RUECKSCHL.VENTIL
	54 52 1A	2			
	54 65 2A	2			
4100033	51 80 1A	4	CLAPET	NON RETURN VALVE	RUECKSCHL.VENTIL
	51 80 2A	4			
4190178	62 81 1A	34	FLEXIBLE	HOSE	SCHLAUCH
	62 81 1B	34			
	62 82 1A	19			
4190204	62 82 1A	25	FLEXIBLE	HOSE	SCHLAUCH
	62 82 2A	24			
	62 82 3A	23			
4192284	54 26 2A	2	FLEXIBLE	HOSE	SCHLAUCH
4192297	56 10 1A	3	FLEXIBLE	HOSE	SCHLAUCH
	56 10 1B	3			
4192374	54 31 1A	5	FLEXIBLE	HOSE	SCHLAUCH
	54 31 2A	5			
	54 32 1A	5			
	54 32 2A	5			
4192483	54 31 1A	2	FLEXIBLE	HOSE	SCHLAUCH
	54 31 2A	2			
	54 32 1A	2			
	54 32 2A	2			
	54 35 1A	12			
4192505	54 30 1A	1	FLEXIBLE	HOSE	SCHLAUCH

REPERTOIRE ALPHANUMERIQUE
NUMERICAL AND ALPHABETICAL INDEX
ALPHABETISCHER NUMERISCHER INDEX

Référence Parts number Teilnummer	Page Page Seite	Repère Item Position	Désignation Designation Beizeichnung		
	54 30 2A	1			
4192538	54 31 1A	15	FLEXIBLE	HOSE	SCHLAUCH
	54 31 2A	15			
	54 32 1A	15			
	54 32 2A	15			
4192590	56 10 1A	4	FLEXIBLE	HOSE	SCHLAUCH
	56 10 1B	4			
4192623	54 35 1A	17	FLEXIBLE	HOSE	SCHLAUCH
4192676	51 15 1A	2	FLEXIBLE	HOSE	SCHLAUCH
4192694	51 15 1A	7	FLEXIBLE	HOSE	SCHLAUCH
4193124	06 85 1A	20	FLEXIBLE	HOSE	SCHLAUCH
4194001	06 85 1A	23	FLEXIBLE	HOSE	SCHLAUCH
4194135	10 75 1A	14	FLEXIBLE CARBURANT	FUEL HOSE	KRAFTST.SCHLAUCH
4194136	10 75 1A	21	FLEXIBLE CARBURANT	FUEL HOSE	KRAFTST.SCHLAUCH
4194146	10 75 1B	21	FLEXIBLE CARBURANT	FUEL HOSE	KRAFTST.SCHLAUCH
4194147	10 75 1B	14	FLEXIBLE CARBURANT	FUEL HOSE	KRAFTST.SCHLAUCH
4194148	10 75 1C	21	FLEXIBLE CARBURANT	FUEL HOSE	KRAFTST.SCHLAUCH
4194162	10 75 1C	14	FLEXIBLE CARBURANT	FUEL HOSE	KRAFTST.SCHLAUCH
4195734	10 75 1A	11	FLEXIBLE CARBURANT	FUEL HOSE	KRAFTST.SCHLAUCH
	10 75 1B	11			
4195735	10 75 1A	12	FLEXIBLE CARBURANT	FUEL HOSE	KRAFTST.SCHLAUCH
4195736	10 75 1A	13	FLEXIBLE CARBURANT	FUEL HOSE	KRAFTST.SCHLAUCH
	10 75 1B	13			
	10 75 1C	13			
4195738	06 40 2A	20	FLEXIBLE	HOSE	SCHLAUCH
4195739	06 40 2A	19	FLEXIBLE	HOSE	SCHLAUCH
4195740	06 40 2A	11	FLEXIBLE	HOSE	SCHLAUCH
4195741	06 40 2A	10	FLEXIBLE	HOSE	SCHLAUCH
4195744	10 75 1B	12	FLEXIBLE CARBURANT	FUEL HOSE	KRAFTST.SCHLAUCH
	10 75 1C	12			
4195747	10 75 1A	37	FLEXIBLE CARBURANT	FUEL HOSE	KRAFTST.SCHLAUCH
4195802	10 75 1C	11	FLEXIBLE CARBURANT	FUEL HOSE	KRAFTST.SCHLAUCH
4196027	06 40 2A	24	FLEXIBLE	HOSE	SCHLAUCH
4196079	06 85 1A	13	FLEXIBLE	HOSE	SCHLAUCH
4196109	64 60 1A	5	FLEXIBLE	HOSE	SCHLAUCH
4196110	64 60 1A	6	FLEXIBLE	HOSE	SCHLAUCH
4196112	06 40 2A	14	FLEXIBLE	HOSE	SCHLAUCH
4197045	51 10 1A	21	FLEXIBLE	HOSE	SCHLAUCH
	51 10 1B	21			
4199234	10 40 1A	4	DURIT	HOSE	SCHLAUCH

REPERTOIRE ALPHANUMERIQUE
NUMERICAL AND ALPHABETICAL INDEX
ALPHABETISCHER NUMERISCHER INDEX

Référence Parts number Teilnummer	Page Page Seite	Repère Item Position	Désignation Designation Beizeichnung		
4199242	51 60 1A	12	MANCHON	SLEEVE	HUELSE
4199248	10 62 1A	9	DURIT	HOSE	SCHLAUCH
4199250	10 62 1A	10	DURIT	HOSE	SCHLAUCH
4199251	10 62 1A	11	DURIT	HOSE	SCHLAUCH
4199260	10 62 1A	12	DURIT	HOSE	SCHLAUCH
4199261	10 62 1A	13	DURIT	HOSE	SCHLAUCH
4199262	10 62 1A	14	DURIT	HOSE	SCHLAUCH
4199263	10 62 1A	15	DURIT	HOSE	SCHLAUCH
4199277	10 40 1A	5	DURIT	HOSE	SCHLAUCH
4199284	10 60 1A	20	DURIT	HOSE	SCHLAUCH
	10 60 1B	20			
4199285	10 60 1A	21	DURIT	HOSE	SCHLAUCH
	10 60 1B	21			
4199286	10 60 1A	22	DURIT	HOSE	SCHLAUCH
	10 60 1B	22			
4199309	10 62 1A	23	DURIT	HOSE	SCHLAUCH
4199310	10 62 1A	24	DURIT	HOSE	SCHLAUCH
4199312	10 60 1A	19	DURIT	HOSE	SCHLAUCH
	10 60 1B	19			
4199322	10 62 1A	22	DURIT	HOSE	SCHLAUCH
4199333	10 62 1A	25	DURIT	HOSE	SCHLAUCH
4199347	10 62 1A	27	DURIT	HOSE	SCHLAUCH
4240009	72 40 1A	6	VIS	SCREW	SCHRAUBE
4240016	06 45 1A	11	VIS	SCREW	SCHRAUBE
	06 46 1A	5			
4240020	68 40 1A	35	VIS	SCREW	SCHRAUBE
	68 40 2A	20			
4240022	64 10 5B	10	VIS	SCREW	SCHRAUBE
	64 10 5C	34			
4240025	64 50 1A	27	VIS	SCREW	SCHRAUBE
	64 50 1B	27			
4240028	62 10 1C	47	VIS	SCREW	SCHRAUBE
4240029	68 60 1B	55	VIS	SCREW	SCHRAUBE
	68 60 4A	23			
	68 61 1A	43			
	68 61 4A	13			
4250040	64 50 1A	9	VIS	SCREW	SCHRAUBE
	64 50 1B	9			
	65 22 1A	26			
	65 22 1B	26			

REPERTOIRE ALPHANUMERIQUE
NUMERICAL AND ALPHABETICAL INDEX
ALPHABETISCHER NUMERISCHER INDEX

Référence Parts number Teilnummer	Page Page Seite	Repère Item Position		Désignation Designation Beizeichnung	
4250041	72 40 1A	7	VIS	SCREW	SCHRAUBE
4250042	72 40 1A	13	VIS	SCREW	SCHRAUBE
4250044	72 40 1A	3	VIS	SCREW	SCHRAUBE
4280026	55 50 1A	2	VIS	SCREW	SCHRAUBE
4280038	65 10 1A	39	VIS	SCREW	SCHRAUBE
4290001	72 65 1A	4	VIS	SCREW	SCHRAUBE
4290005	62 10 1A	32	VIS	SCREW	SCHRAUBE
	62 10 1B	32			
	62 10 1C	32			
	62 30 1A	6			
	62 30 1B	6			
4290007	22 20 1A	17	VIS	SCREW	SCHRAUBE
	53 75 1A	8			
	61 50 1A	1 .0			
	62 20 1A	7			
	62 35 1A	10			
	62 95 2A	8			
	62 95 2B	8			
	64 50 1B	31			
	72 25 1A	25			
4290008	72 20 1A	26	VIS	SCREW	SCHRAUBE
4290009	06 40 1A	24	VIS	SCREW	SCHRAUBE
	06 41 1A	24			
	10 75 1A	4			
	10 75 1B	4			
	68 60 2A	8			
	68 60 5A	9			
	68 60 6A	9			
	68 61 2A	8			
4290013	68 60 5A	3	VIS	SCREW	SCHRAUBE
	68 60 6A	3			
4290015	51 92 1A	15	VIS	SCREW	SCHRAUBE
	68 60 1A	37 .1			
	68 60 1B	37			
	68 60 2A	11 .1			
	68 61 1A	15 .1			
	68 61 2A	11 .1			
4290016	51 92 1A	14	VIS	SCREW	SCHRAUBE
	62 95 2A	28			
	68 50 1B	9			

REPERTOIRE ALPHANUMERIQUE
NUMERICAL AND ALPHABETICAL INDEX
ALPHABETISCHER NUMERISCHER INDEX

Référence Parts number Teilnummer	Page Page Seite	Repère Item Position		Désignation Designation Beizeichnung	
	68 53 1A	9			
4290017	64 50 1B	33	VIS	SCREW	SCHRAUBE
	72 10 1A	20			
4290019	10 60 1A	4	VIS	SCREW	SCHRAUBE
	10 60 1B	4			
	62 10 1A	15			
	62 10 1B	15			
	62 10 1C	15			
4290021	51 52 1A	8	VIS	SCREW	SCHRAUBE
4290022	10 75 1A	5	VIS	SCREW	SCHRAUBE
	10 75 1B	5			
	41 50 1A	4			
	62 45 1A	20			
	62 95 1B	17			
	65 50 1A	4			
	72 10 1A	3			
4290026	42 10 1A	2	VIS	SCREW	SCHRAUBE
	51 10 1A	19			
	51 10 1B	19			
	65 22 1B	37			
4290028	54 95 1A	4	VIS	SCREW	SCHRAUBE
4290030	65 22 1B	2	VIS	SCREW	SCHRAUBE
4290033	10 75 1C	5	VIS	SCREW	SCHRAUBE
	54 10 1A	2			
	54 10 1B	2			
	54 15 1A	11			
	54 20 1A	17			
	54 20 3A	4			
	54 21 1A	13			
	54 25 1A	11			
	54 25 2A	6			
	54 25 3A	4			
	54 40 1A	2			
	54 40 1B	2			
	54 40 2A	2			
	54 40 3A	2			
	68 61 1A	8			
4290037	68 60 2A	15	VIS	SCREW	SCHRAUBE
	68 60 4A	22			
4290040	10 30 1A	4	VIS	SCREW	SCHRAUBE

REPERTOIRE ALPHANUMERIQUE
NUMERICAL AND ALPHABETICAL INDEX
ALPHABETISCHER NUMERISCHER INDEX

Référence Parts number Teilnummer	Page Page Seite	Repère Item Position		Désignation Designation Beizeichnung	
	62 20 1A	5			
4290042	51 10 1A	43	VIS	SCREW	SCHRAUBE
	51 10 1B	43			
4290046	51 60 1A	15	VIS	SCREW	SCHRAUBE
4290047	51 55 1A	8	VIS	SCREW	SCHRAUBE
4290055	10 75 1B	35	VIS	SCREW	SCHRAUBE
	10 75 1C	27			
	51 10 1A	18			
	51 10 1B	18			
4290077	54 52 1A	16	VIS	SCREW	SCHRAUBE
4290079	51 92 1A	8	VIS	SCREW	SCHRAUBE
	51 93 1A	7			
	62 82 1A	27			
	62 82 2A	26			
	62 82 3A	25			
4290081	41 65 1A	6	VIS	SCREW	SCHRAUBE
4290082	62 80 1C	32	VIS	SCREW	SCHRAUBE
	65 22 1A	13			
	65 22 1B	13			
4290084	51 90 1A	3	VIS	SCREW	SCHRAUBE
	51 95 1A	3 .0			
4290086	42 10 1B	2	VIS	SCREW	SCHRAUBE
4290087	54 95 1A	3	VIS	SCREW	SCHRAUBE
	68 60 1A	37 .0			
	68 60 1A	15			
	68 60 1B	15			
	68 60 2A	11 .0			
	68 60 4A	21			
	68 61 1A	15 .0			
	68 61 2A	11 .0			
4290088	10 50 1A	3	VIS	SCREW	SCHRAUBE
	10 75 1A	6			
	10 75 1B	6			
	10 75 1C	6			
	62 45 1A	16			
4290094	51 91 1A	8	VIS	SCREW	SCHRAUBE
	65 22 1A	17			
	65 22 1B	17			
4290095	72 20 1A	22	VIS	SCREW	SCHRAUBE
4290105	54 15 1A	14	VIS	SCREW	SCHRAUBE

REPERTOIRE ALPHANUMERIQUE
NUMERICAL AND ALPHABETICAL INDEX
ALPHABETISCHER NUMERISCHER INDEX

Référence Parts number Teilnummer	Page Page Seite	Repère Item Position		Désignation Designation Beizeichnung	
	54 20 3A	10			
	54 25 1A	13			
	54 25 2A	9			
	54 25 3A	6			
	54 95 1A	5			
4290117	51 80 1A	7	VIS	SCREW	SCHRAUBE
	51 80 2A	7			
	51 91 1A	6			
	51 92 1A	6			
	51 93 1A	6			
	53 70 1A	4			
	53 75 1A	3			
4290119	42 30 1A	9	VIS	SCREW	SCHRAUBE
4290128	10 76 1A	5	VIS	SCREW	SCHRAUBE
	62 81 1C	34			
4290137	62 50 2A	9	VIS	SCREW	SCHRAUBE
	68 60 3A	6			
	68 61 3A	6			
4290141	06 40 1A	21	VIS	SCREW	SCHRAUBE
	06 41 1A	21			
	10 75 1A	7			
	10 75 1B	7			
	10 75 1C	7			
	51 92 1A	11			
	51 95 1A	3 .2			
4290144	62 50 1B	23	VIS	SCREW	SCHRAUBE
4290152	62 50 1B	27	VIS	SCREW	SCHRAUBE
4290159	62 80 1C	34	VIS	SCREW	SCHRAUBE
4290173	72 50 1A	25	VIS	SCREW	SCHRAUBE
4290179	65 10 1A	38	VIS	SCREW	SCHRAUBE
	65 10 1A	30			
	65 10 1B	4			
4290182	61 50 1A	2	VIS	SCREW	SCHRAUBE
4290183	51 45 1A	2	VIS	SCREW	SCHRAUBE
	51 47 1A	2			
	68 50 1B	3			
	68 53 1A	3			
4290184	65 20 1A	3	VIS	SCREW	SCHRAUBE
	65 20 1B	3			
	65 22 1A	4			

REPERTOIRE ALPHANUMERIQUE
NUMERICAL AND ALPHABETICAL INDEX
ALPHABETISCHER NUMERISCHER INDEX

Référence Parts number Teilnummer	Page Page Seite	Repère Item Position	Désignation Designation Beizeichnung		
	65 22 1B	4			
4290185	65 22 1A	2 .2	VIS	SCREW	SCHRAUBE
4290186	62 20 1A	20	VIS	SCREW	SCHRAUBE
	71 20 1A	35			
4290189	65 10 1B	8	VIS	SCREW	SCHRAUBE
4290195	42 30 1A	2	VIS	SCREW	SCHRAUBE
4300021	64 10 5A	14	VIS	SCREW	SCHRAUBE
	64 50 1A	22			
4300037	68 60 4A	6	GOUJON	STUD	STIFT
	68 61 1A	35			
4300038	68 60 1A	10	GOUJON	STUD	STIFT
	68 60 1B	10			
	68 60 4A	9			
	68 61 1A	10			
4300039	65 22 1A	2 .0	VIS	SCREW	SCHRAUBE
4300040	68 61 4A	4	RALLONGE	EXTENSION	VERLAENGERUNG
4300041	68 60 1A	36	GOUJON	STUD	STIFT
	68 60 1B	36			
	68 61 1A	37			
4300042	68 60 1A	17	GOUJON	STUD	STIFT
	68 60 1B	17			
	68 60 2A	3			
	68 60 4A	17			
	68 61 1A	17			
	68 61 2A	3			
	68 61 4A	7			
4300045	72 50 1A	40	VIS	SCREW	SCHRAUBE
4300055	64 50 1B	22	VIS	SCREW	SCHRAUBE
4300056	68 60 1B	45	GOUJON	STUD	STIFT
4300058	62 50 1B	7	GOUJON	STUD	STIFT
4370023	62 95 1A	16	VIS	SCREW	SCHRAUBE
	62 95 1B	16			
4370061	62 95 1A	7	VIS	SCREW	SCHRAUBE
	62 95 1B	7			
4370071	68 10 1A	8	VIS	SCREW	SCHRAUBE
4370092	21 10 1A	5	VIS	SCREW	SCHRAUBE
4370102	22 10 1A	16	VIS	SCREW	SCHRAUBE
	22 10 1B	16			
4370116	62 20 1A	2	VIS	SCREW	SCHRAUBE
4370117	61 20 1A	2	VIS	SCREW	SCHRAUBE

REPERTOIRE ALPHANUMERIQUE
NUMERICAL AND ALPHABETICAL INDEX
ALPHABETISCHER NUMERISCHER INDEX

Référence Parts number Teilnummer	Page Page Seite	Repère Item Position		Désignation Designation Beizeichnung	
4370118	61 20 1A	5	VIS	SCREW	SCHRAUBE
4370120	21 10 1A	11	VIS	SCREW	SCHRAUBE
4370122	21 10 1A	12	VIS	SCREW	SCHRAUBE
4370123	22 10 1A	11	VIS	SCREW	SCHRAUBE
	22 10 1B	11			
4380010	10 70 1A	10	VIS	SCREW	SCHRAUBE
	72 25 1A	16			
4380020	51 60 1A	6	VIS	SCREW	SCHRAUBE
4380024	64 50 1A	16	VIS	SCREW	SCHRAUBE
4380025	55 60 1A	5	VIS	SCREW	SCHRAUBE
	56 51 1A	5			
	56 52 1A	2			
	68 60 1A	26			
	68 60 1B	40			
	68 60 4A	20			
	68 60 4A	12			
	68 61 1A	26			
	68 61 4A	12			
	68 61 4A	3			
4380026	62 50 1A	21	VIS	SCREW	SCHRAUBE
	62 50 1B	24			
	64 50 1A	17			
	64 50 1B	17			
4380027	62 50 1B	30	VIS	SCREW	SCHRAUBE
	62 50 2A	3			
	68 60 3A	2			
	68 61 1A	6			
	68 61 3A	2			
4380030	65 20 1A	5	VIS	SCREW	SCHRAUBE
	65 22 1A	8			
4380031	41 55 1A	4	VIS	SCREW	SCHRAUBE
	62 10 1A	44			
	62 10 1B	44			
	62 10 1C	44			
	62 20 1A	12			
	62 95 2A	30			
	62 95 2B	12			
	64 50 1B	16			
	65 20 1B	5			
	65 22 1B	8			

REPERTOIRE ALPHANUMERIQUE
NUMERICAL AND ALPHABETICAL INDEX
ALPHABETISCHER NUMERISCHER INDEX

Référence Parts number Teilnummer	Page Page Seite	Repère Item Position		Désignation Designation Beizeichnung	
	72 25 1A	9			
4380032	65 22 1A	11	VIS	SCREW	SCHRAUBE
	65 22 1B	11			
4380033	10 62 1A	31	VIS	SCREW	SCHRAUBE
	64 10 5B	37			
	64 10 5C	20			
4380034	61 50 1A	5	VIS	SCREW	SCHRAUBE
	62 30 1A	17			
	68 60 1A	2			
	68 60 5A	6			
	68 60 6A	6			
	68 61 1A	2			
	81 20 1A	13			
	81 25 1A	2			
4380035	68 60 1B	2	VIS	SCREW	SCHRAUBE
4380036	62 50 1A	1	VIS	SCREW	SCHRAUBE
	62 50 1B	1			
4380037	10 60 1B	34	VIS	SCREW	SCHRAUBE
4380039	41 60 1A	4	VIS	SCREW	SCHRAUBE
4380042	06 90 1A	3	VIS	SCREW	SCHRAUBE
	10 62 1A	19			
	10 70 1B	16			
	62 95 2A	31			
4380043	10 20 1A	13	VIS	SCREW	SCHRAUBE
	10 20 1B	13			
	10 40 1A	8			
	10 60 1A	9			
	10 60 1B	9			
	10 75 1A	27			
	30 20 1A	6			
	41 55 1A	2			
	51 80 1A	20			
	51 80 2A	20			
	51 85 1A	8			
	53 70 1A	3			
	53 75 1A	11			
	61 45 1A	2			
	62 30 1A	24			
	62 30 1B	24			
	62 35 1A	22			

Référence Parts number Teilnummer	Page Page Seite	Repère Item Position		Désignation Designation Beizeichnung	
	62 95 2A	27			
	62 95 2B	16			
	64 50 1A	13			
	64 50 1B	13			
	65 20 1A	10			
	65 22 1A	5			
	68 50 1B	24			
	68 53 1A	25			
4380044	30 20 1A	7	VIS	SCREW	SCHRAUBE
	62 30 1A	29			
	62 30 1B	29			
	62 35 1A	23			
	62 50 1B	32			
	65 20 1B	6			
	65 22 1A	23			
	65 22 1B	23			
	72 10 1A	23			
	72 20 1A	45			
4380045	06 95 1A	10	VIS	SCREW	SCHRAUBE
	10 40 1A	9			
	10 60 1A	10			
	10 60 1B	10			
	61 10 1A	8			
	61 15 1A	11			
	62 35 1A	5			
4380046	10 60 1B	11	VIS	SCREW	SCHRAUBE
	62 30 1B	17			
	72 20 1A	10			
4380047	06 40 1A	25	VIS	SCREW	SCHRAUBE
	06 41 1A	25			
	62 10 1A	13			
	62 10 1B	13			
	62 10 1C	13			
	62 30 1A	8			
	62 30 1B	8			
	62 35 1A	17			
	68 60 1A	26 .1			
	68 60 1B	26			
	68 60 4A	20 .1			
	68 61 1A	26 .1			

REPERTOIRE ALPHANUMERIQUE
NUMERICAL AND ALPHABETICAL INDEX
ALPHABETISCHER NUMERISCHER INDEX

Référence Parts number Teilnummer	Page Page Seite	Repère Item Position		Désignation Designation Beizeichnung	
	68 61 4A	12 .1			
4380048	62 30 1A	18	VIS	SCREW	SCHRAUBE
	62 30 1B	18			
4380050	62 82 1A	7	VIS	SCREW	SCHRAUBE
	62 82 2A	7			
	62 82 3A	7			
4380052	10 50 1A	4	VIS	SCREW	SCHRAUBE
	22 50 1A	8			
	51 75 1A	11			
	62 10 1A	36			
	62 10 1B	36			
	62 10 1C	36			
	62 95 1A	17			
	62 95 2A	26			
	72 20 1A	33			
4380054	10 40 1A	10	VIS	SCREW	SCHRAUBE
	10 60 1A	15			
	10 60 1B	15			
	22 50 1A	5			
	51 60 1A	3			
	51 75 1A	5			
	53 70 1A	12			
	62 10 1A	19			
	62 10 1B	19			
	62 10 1C	19			
	62 20 1A	22			
	62 95 2A	25			
	62 95 2B	21			
	72 60 1A	2			
4380055	10 60 1A	11	VIS	SCREW	SCHRAUBE
	10 70 1B	13			
	51 60 3A	2			
	62 10 1A	22			
	62 10 1B	22			
	62 10 1C	22			
	62 30 1A	26			
	62 30 1B	26			
	62 35 1A	15			
	62 45 1A	21			
	62 95 1A	11			

REPERTOIRE ALPHANUMERIQUE
NUMERICAL AND ALPHABETICAL INDEX
ALPHABETISCHER NUMERISCHER INDEX

Référence Parts number Teilnummer	Page Page Seite	Repère Item Position		Désignation Designation Beizeichnung	
	62 95 1B	11			
4380056	06 95 1A	14	VIS	SCREW	SCHRAUBE
	62 95 1A	8			
	62 95 1B	8			
4380059	51 75 1A	13	VIS	SCREW	SCHRAUBE
4380060	10 50 1A	6	VIS	SCREW	SCHRAUBE
	51 75 1A	8			
	62 30 1A	12			
	62 30 1B	12			
	62 95 1A	10			
	62 95 1B	10			
	65 20 1A	7			
	68 50 1B	18			
	68 53 1A	18			
4380061	68 60 1A	6	VIS	SCREW	SCHRAUBE
	68 60 1B	6			
	68 60 4A	3			
4380065	51 55 1A	5	VIS	SCREW	SCHRAUBE
	68 50 1B	29			
	68 53 1A	24			
4380067	61 15 1A	26	VIS	SCREW	SCHRAUBE
	61 30 1A	19			
	61 32 1A	19			
	62 10 1A	5			
	62 10 1B	5			
	62 10 1C	5			
4380068	06 60 1A	6	VIS	SCREW	SCHRAUBE
	51 10 1A	30			
	51 10 1B	30			
	51 60 1A	7			
	68 50 1B	4			
	68 53 1A	4			
4380069	10 30 1A	6 .2	VIS	SCREW	SCHRAUBE
	21 10 1A	17			
4380070	10 30 1A	6 .0	VIS	SCREW	SCHRAUBE
4380071	10 20 1A	10	VIS	SCREW	SCHRAUBE
	10 20 1B	10			
	51 55 1A	2			
	51 60 1A	8			
4380076	51 55 1A	17	VIS	SCREW	SCHRAUBE

REPERTOIRE ALPHANUMERIQUE
NUMERICAL AND ALPHABETICAL INDEX
ALPHABETISCHER NUMERISCHER INDEX

Référence Parts number Teilnummer	Page Page Seite	Repère Item Position		Désignation Designation Beizeichnung	
4380089	10 20 1A	2	VIS	SCREW	SCHRAUBE
	10 20 1B	2			
	22 20 1A	14			
4380090	10 30 1A	7 .0	VIS	SCREW	SCHRAUBE
4380092	68 50 1A	9	VIS	SCREW	SCHRAUBE
4380095	10 30 1A	7 .2	VIS	SCREW	SCHRAUBE
	10 30 1A	8			
	10 70 1A	2			
	61 15 1A	2			
4380103	51 50 1A	25	VIS	SCREW	SCHRAUBE
	61 30 1A	9			
	61 32 1A	9			
	68 10 1A	10			
	68 20 2A	8			
	68 20 3A	11			
	68 30 1A	8			
	68 40 2A	16			
	68 45 1A	7			
4380104	62 10 1A	9	VIS	SCREW	SCHRAUBE
	62 10 1B	9			
	62 10 1C	9			
	68 20 1A	12			
	68 20 3A	8			
	68 40 1A	16			
	68 45 1A	12			
4380106	06 95 1A	6	VIS	SCREW	SCHRAUBE
4380107	55 50 1A	10	VIS	SCREW	SCHRAUBE
4380108	06 51 1A	3	VIS	SCREW	SCHRAUBE
4380351	51 55 1A	13	VIS	SCREW	SCHRAUBE
4380356	06 43 1A	7	VIS	SCREW	SCHRAUBE
4380359	68 10 1A	14	VIS	SCREW	SCHRAUBE
	68 20 2A	15			
	68 20 3A	17			
	68 30 1A	10			
	68 40 1A	29			
	68 40 2A	29			
4380368	41 55 1A	3	VIS	SCREW	SCHRAUBE
	56 52 1A	5			
4380395	62 95 1A	9	VIS	SCREW	SCHRAUBE
	62 95 1B	9			

REPERTOIRE ALPHANUMERIQUE
NUMERICAL AND ALPHABETICAL INDEX
ALPHABETISCHER NUMERISCHER INDEX

Référence Parts number Teilnummer	Page Page Seite	Repère Item Position	Désignation Designation Beizeichnung		
4380407	64 50 1A	4	VIS	SCREW	SCHRAUBE
	64 50 1B	4			
4380408	61 10 1A	6	VIS	SCREW	SCHRAUBE
4380410	61 10 1A	20	VIS	SCREW	SCHRAUBE
4380418	68 40 1A	36	VIS	SCREW	SCHRAUBE
	68 45 1A	23			
4400021	68 40 1A	23	DOUILLE	SOCKET	BUCHSE
	68 40 2A	23			
4400032	62 50 1A	4	TIGE FILETEE	THREADED ROD	SCHRAUBENSPINDEL
	62 50 1B	4			
4400033	64 50 1A	25	TIGE	STEM	SCHAFT
	64 50 1B	25			
4400046	21 10 1A	4	BOULON	BOLT	SCHRAUBENBOLZEN
4400053	62 50 1A	16	TIGE FILETEE	THREADED ROD	SCHRAUBENSPINDEL
	62 50 1B	16			
4400056	62 45 1A	19	TIGE FILETEE	THREADED ROD	SCHRAUBENSPINDEL
4400057	81 10 1A	6	ENTRETOISE	SPACER	ABSTANDSTUECK
4400058	64 50 1B	37	TIGE FILETEE	THREADED ROD	SCHRAUBENSPINDEL
4400060	06 40 1A	6	BOULON	BOLT	SCHRAUBENBOLZEN
	06 41 1A	6			
4410004	64 50 1A	28	ECROU	NUT	MUTTER
	64 50 1B	28			
	72 40 1A	11			
	81 10 1A	5			
4410007	72 25 1A	17	ECROU	NUT	MUTTER
	72 50 1A	27			
4410010	51 91 1A	9	ECROU	NUT	MUTTER
	51 92 1A	7			
	62 80 1C	30			
	65 22 1A	15			
	65 22 1B	15			
4410013	53 75 1A	10	ECROU	NUT	MUTTER
	62 20 1A	9			
	62 30 1A	20			
	62 50 1A	14			
	62 50 1B	14			
	64 50 1B	38			
	65 22 1A	12			
	65 22 1B	12			
	72 20 1A	28			

REPERTOIRE ALPHANUMERIQUE
NUMERICAL AND ALPHABETICAL INDEX
ALPHABETISCHER NUMERISCHER INDEX

Référence Parts number Teilnummer	Page Page Seite	Repère Item Position		Désignation Designation Beizeichnung	
	72 25 1A	10			
	81 20 1A	10			
4410016	06 95 1A	13	ECROU	NUT	MUTTER
	10 40 1A	11			
	10 60 1A	16			
	10 60 1B	16			
	41 60 1A	5			
	61 15 1A	5			
	62 10 1C	48			
	62 20 1A	18			
	62 30 1B	20			
	62 35 1A	7			
	62 50 1A	5			
	62 50 1B	5			
	62 82 1A	8			
	62 82 2A	8			
	62 82 3A	8			
	62 95 2A	21			
	64 10 1A	8			
	64 50 1B	35			
	65 10 1A	41			
	65 10 1B	7			
	65 20 1A	12			
	65 20 1B	7			
	65 22 1A	7			
	65 22 1B	7			
	72 10 1A	22			
	72 20 1A	11			
4410020	10 60 1A	12	ECROU	NUT	MUTTER
	51 75 1A	12			
	62 45 1A	18			
	62 82 1A	22			
	62 82 2A	21			
	62 82 3A	20			
	64 50 1A	26			
	64 50 1B	26			
	65 20 1A	9			
	65 50 1A	2			
	68 50 1B	19			
	68 53 1A	19			

REPERTOIRE ALPHANUMERIQUE
NUMERICAL AND ALPHABETICAL INDEX
ALPHABETISCHER NUMERISCHER INDEX

Référence Parts number Teilnummer	Page Page Seite	Repère Item Position	Désignation Designation Beizeichnung		
	68 60 1A	9			
	68 60 1B	9			
	68 60 2A	4			
	68 60 4A	7			
	68 61 1A	9			
	68 61 2A	4			
	68 61 4A	8			
	72 20 1A	29			
4410022	10 20 1A	11	ECROU	NUT	MUTTER
	10 20 1B	11			
	10 30 1A	10			
	10 75 1B	36			
	10 75 1C	9			
	51 55 1A	14			
	62 10 1A	17			
	62 10 1B	17			
	62 10 1C	17			
4410031	06 45 1A	12	ECROU	NUT	MUTTER
	06 46 1A	6			
	10 20 1A	4			
	10 20 1B	4			
4410090	21 10 1A	6	ECROU	NUT	MUTTER
4410095	61 10 1A	3	ECROU	NUT	MUTTER
4410102	65 22 1A	21	ECROU	NUT	MUTTER
	65 22 1B	21			
4410103	65 10 1A	32	ECROU	NUT	MUTTER
	65 10 1B	6			
4410104	21 10 1A	15	ECROU	NUT	MUTTER
4420020	22 50 1A	7	ECROU	NUT	MUTTER
	51 75 1A	7			
	62 30 1A	14			
	62 30 1B	14			
	62 35 1A	14			
4420022	61 15 1A	22	ECROU	NUT	MUTTER
4420030	21 10 1A	7	ECROU	NUT	MUTTER
4420039	21 10 1A	14	ECROU	NUT	MUTTER
4420040	61 10 1A	11	ECROU	NUT	MUTTER
4430007	68 30 1A	15	ECROU A CRENEAUX	CASTLE NUT	KRONENMUTTER
4450008	10 75 1A	29	ECROU	NUT	MUTTER
	30 20 1A	9			

REPERTOIRE ALPHANUMERIQUE
NUMERICAL AND ALPHABETICAL INDEX
ALPHABETISCHER NUMERISCHER INDEX

Référence Parts number Teilnummer	Page Page Seite	Repère Item Position	Désignation Designation Beizeichnung		
	62 10 1A	16			
	62 10 1B	16			
	62 10 1C	16			
	62 30 1A	15			
	62 30 1B	15			
	62 35 1A	18			
	64 10 5B	15			
	64 10 5C	25			
	64 10 6A	13			
	72 10 1A	9			
	72 20 1A	3			
4450014	06 43 1A	8	ECROU	NUT	MUTTER
	64 50 1A	7			
	64 50 1B	7			
4450015	10 75 1C	31	ECROU	NUT	MUTTER
	22 50 1A	9			
	51 75 1A	9			
	62 30 1A	10			
	62 30 1B	10			
	62 95 1A	12			
	62 95 1B	12			
	62 95 2A	22			
4450016	62 95 2A	23	ECROU EN CAGE	CAGE NUT	KÄFFIG MUTTER
4450026	10 75 1B	31	ECROU	NUT	MUTTER
	10 75 1C	33			
	56 52 1A	6			
	62 10 1A	34			
	62 10 1B	34			
	62 10 1C	34			
	62 20 1A	14			
	62 35 1A	32			
	62 95 2A	11			
	62 95 2B	11			
	68 60 1B	47			
	72 25 1A	30			
	72 25 1A	4			
4450044	62 10 1A	37	ECROU EN CAGE	CAGE NUT	KÄFFIG MUTTER
	62 10 1B	37			
	62 10 1C	37			
4450079	10 60 1B	29	ECROU EN CAGE	CAGE NUT	KÄFFIG MUTTER

REPERTOIRE ALPHANUMERIQUE
NUMERICAL AND ALPHABETICAL INDEX
ALPHABETISCHER NUMERISCHER INDEX

Référence Parts number Teilnummer	Page Page Seite	Repère Item Position	Désignation Designation Beizeichnung		
	62 95 2B	24			
4450082	68 50 1B	27	ECROU EN CAGE	CAGE NUT	KÄFFIG MUTTER
	68 53 1A	28			
4450095	10 60 1B	37	ECROU	NUT	MUTTER
4450113	62 20 1A	21	ECROU	NUT	MUTTER
	71 20 1A	34			
	72 50 1A	24			
4450114	72 40 1A	10	ENTRETOISE	SPACER	ABSTANDSTUECK
4450119	06 43 1A	10	ECROU AUTOFREINÉ	PREVAILING TORQUE TYPE NUT	MUTTERN MIT KLEMMTEIL
4460006	64 50 1A	29	RONDELLE	WASHER	UNTERLEGSCHEIBE
	64 50 1B	29			
	72 40 1A	8			
	72 50 1A	23			
4460010	72 25 1A	18	RONDELLE	WASHER	UNTERLEGSCHEIBE
	72 50 1A	26			
4460014	10 76 1A	6	RONDELLE	WASHER	UNTERLEGSCHEIBE
	51 60 1A	10			
	64 10 5B	20			
	64 10 5C	17			
4460018	10 75 1A	1	RONDELLE	WASHER	UNTERLEGSCHEIBE
	10 75 1B	1			
	10 75 1C	1			
	51 45 1A	3			
	51 47 1A	3			
	51 92 1A	10			
	62 30 1A	7			
	62 30 1B	7			
	62 35 1A	9			
	62 50 1A	22			
	62 95 2A	9			
	62 95 2B	9			
	64 10 5A	10			
	64 10 5B	24			
	64 50 1B	32			
	68 60 1A	27			
	68 60 4A	16			
	68 61 1A	27			
	68 61 4A	11			
	72 25 1A	24			

REPERTOIRE ALPHANUMERIQUE
NUMERICAL AND ALPHABETICAL INDEX
ALPHABETISCHER NUMERISCHER INDEX

Référence Parts number Teilnummer	Page Page Seite	Repère Item Position		Désignation Designation Beizeichnung	
	72 25 1A	5			
4460019	10 75 1B	32	RONDELLE	WASHER	UNTERLEGSCHEIBE
	62 35 1A	34			
	62 95 2A	10			
	62 95 2B	10			
	72 20 1A	27			
4460025	06 95 1A	11	RONDELLE	WASHER	UNTERLEGSCHEIBE
	10 60 1A	14			
	10 60 1B	14			
	10 75 1A	28			
	10 75 1B	30			
	61 15 1A	10			
	62 10 1A	14			
	62 10 1B	14			
	62 10 1C	14			
	62 30 1A	9			
	62 30 1B	9			
	62 35 1A	6			
	62 50 1A	6			
	62 50 1B	6			
	62 82 1A	9			
	62 82 2A	9			
	62 82 3A	9			
	64 10 5B	14			
	64 10 5C	24			
	64 10 6A	12			
	65 22 1A	24			
	65 22 1B	24			
	68 60 1A	27 .1			
	68 60 1B	27			
	68 60 4A	16 .1			
	68 61 1A	27 .1			
	68 61 4A	11 .1			
	72 10 1A	10			
	72 20 1A	4			
4460026	10 75 1C	34	RONDELLE	WASHER	UNTERLEGSCHEIBE
	61 15 1A	6			
	62 20 1A	17			
4460029	10 60 1B	27	RONDELLE	WASHER	UNTERLEGSCHEIBE
	62 20 1A	13			

REPERTOIRE ALPHANUMERIQUE
NUMERICAL AND ALPHABETICAL INDEX
ALPHABETISCHER NUMERISCHER INDEX

Référence Parts number Teilnummer	Page Page Seite	Repère Item Position	Désignation Designation Beizeichnung		
4460033	72 20 1A	35	RONDELLE	WASHER	UNTERLEGSCHEIBE
4460034	10 40 1A	12	RONDELLE	WASHER	UNTERLEGSCHEIBE
	10 50 1A	5			
	10 75 1A	2			
	10 75 1B	2			
	10 75 1C	2			
	41 50 1A	6			
	41 50 1A	5			
	61 15 1A	19			
	62 10 1A	23			
	62 10 1B	23			
	62 10 1C	23			
	62 30 1A	13			
	62 30 1B	13			
	62 35 1A	16			
	62 45 1A	17			
	68 60 1A	13			
	68 60 1B	13			
	68 60 2A	5			
	68 60 4A	8			
	68 61 1A	13			
	72 10 1A	2			
4460035	62 30 1A	11	RONDELLE	WASHER	UNTERLEGSCHEIBE
	62 30 1B	11			
	65 20 1A	8			
4460039	61 15 1A	21	RONDELLE	WASHER	UNTERLEGSCHEIBE
	65 22 1A	20			
	65 22 1B	20			
4460043	10 30 1A	11	RONDELLE	WASHER	UNTERLEGSCHEIBE
	51 60 1A	17			
	61 15 1A	25			
4460046	61 15 1A	24	RONDELLE	WASHER	UNTERLEGSCHEIBE
	68 50 1A	8			
4460049	10 70 1A	1	RONDELLE	WASHER	UNTERLEGSCHEIBE
4460056	62 10 1A	10	RONDELLE	WASHER	UNTERLEGSCHEIBE
	62 10 1B	10			
	62 10 1C	10			
4460058	51 50 1A	26	RONDELLE	WASHER	UNTERLEGSCHEIBE
	61 30 1A	10			
	61 32 1A	10			

REPERTOIRE ALPHANUMERIQUE
NUMERICAL AND ALPHABETICAL INDEX
ALPHABETISCHER NUMERISCHER INDEX

Référence Parts number Teilnummer	Page Page Seite	Repère Item Position	Désignation Designation Beizeichnung		
	68 10 1A	11			
	68 20 1A	11			
	68 20 2A	7			
	68 20 3A	7			
	68 30 1A	9			
	68 40 1A	17			
	68 40 2A	17			
	72 25 1A	33			
4460080	42 30 1A	3	RONDELLE	WASHER	UNTERLEGSCHEIBE
4460081	68 10 1A	9	RONDELLE	WASHER	UNTERLEGSCHEIBE
4460089	61 30 1A	11	RONDELLE	WASHER	UNTERLEGSCHEIBE
	61 32 1A	11			
	61 40 1A	14			
4460090	61 10 1A	4	RONDELLE	WASHER	UNTERLEGSCHEIBE
4460094	61 20 1A	3	RONDELLE	WASHER	UNTERLEGSCHEIBE
4460112	62 20 1A	3	RONDELLE	WASHER	UNTERLEGSCHEIBE
4460114	62 50 2A	4	RONDELLE	WASHER	UNTERLEGSCHEIBE
	68 60 3A	3			
	68 61 3A	3			
4460115	21 10 1A	8	RONDELLE	WASHER	UNTERLEGSCHEIBE
4460116	21 10 1A	13	RONDELLE	WASHER	UNTERLEGSCHEIBE
4460117	62 20 1A	15	RONDELLE	WASHER	UNTERLEGSCHEIBE
4460131	72 20 1A	47	ENTRETOISE	SPACER	ABSTANDSTUECK
4470007	62 82 1A	28	RONDELLE FREIN	LOCK WASHER	FEDERRING
	62 82 2A	27			
	62 82 3A	26			
4470014	06 95 1A	12	RONDELLE FREIN	LOCK WASHER	FEDERRING
	62 80 1C	35			
	68 60 1A	38 .1			
	68 60 1B	38			
	68 60 2A	12 .1			
	68 61 1A	16 .1			
	68 61 2A	14 .1			
	72 20 1A	46			
4470017	68 60 1A	38 .0	RONDELLE FREIN	LOCK WASHER	FEDERRING
	68 60 1A	16			
	68 60 1B	16			
	68 60 2A	12 .0			
	68 61 1A	16 .0			
	68 61 2A	14 .0			

REPERTOIRE ALPHANUMERIQUE
NUMERICAL AND ALPHABETICAL INDEX
ALPHABETISCHER NUMERISCHER INDEX

Référence Parts number Teilnummer	Page Page Seite	Repère Item Position	Désignation Designation Beizeichnung		
	68 61 2A	12			
4470021	06 60 1A	13	RONDELLE FREIN	LOCK WASHER	FEDERRING
4470026	22 20 1A	15	RONDELLE FREIN	LOCK WASHER	FEDERRING
4480006	72 50 1A	41	RONDELLE EVENT	TAB WASHER	SICHERUNGSBLECH
4490002	62 20 1A	6	RONDELLE	WASHER	UNTERLEGSCHEIBE
4490003	10 60 1B	13	RONDELLE	WASHER	UNTERLEGSCHEIBE
	10 75 1C	30			
	22 50 1A	6			
	51 60 1A	9			
	51 60 3A	3			
	51 75 1A	6			
	53 70 1A	13			
	62 10 1A	20			
	62 10 1B	20			
	62 10 1C	20			
	62 20 1A	23			
	62 82 1A	23			
	62 82 2A	22			
	62 82 3A	21			
	62 95 1A	13			
	62 95 1B	13			
	62 95 2A	24			
	62 95 2B	17			
	65 22 1B	5			
	68 50 1B	17			
	68 53 1A	17			
	68 60 1B	53			
	68 61 1A	41			
	72 20 1A	34			
	72 60 1A	3			
4490006	06 40 1A	18	RONDELLE	WASHER	UNTERLEGSCHEIBE
	06 41 1A	18			
	10 20 1A	14			
	10 20 1B	14			
	10 40 1A	13			
	10 60 1A	18			
	10 60 1B	18			
	10 62 1A	20			
	10 70 1B	15			
	30 20 1A	8			

REPERTOIRE ALPHANUMERIQUE
NUMERICAL AND ALPHABETICAL INDEX
ALPHABETISCHER NUMERISCHER INDEX

Référence Parts number Teilnummer	Page Page Seite	Repère Item Position	Désignation Designation Beizeichnung		
	41 55 1A	5			
	41 60 1A	6			
	41 65 1A	7			
	51 80 1A	21			
	51 80 2A	21			
	51 85 1A	9			
	51 92 1A	13			
	53 70 1A	14			
	53 75 1A	12			
	61 10 1A	7			
	61 15 1A	7			
	61 45 1A	3			
	62 10 1A	28			
	62 10 1B	28			
	62 10 1C	28			
	62 50 1B	33			
	62 95 2A	29			
	62 95 2B	15			
	64 10 1A	7			
	64 50 1A	10			
	64 50 1B	10			
	65 10 1A	42			
	65 10 1A	31			
	65 10 1B	5			
	65 20 1A	11			
	65 20 1B	8			
	65 22 1A	6			
	65 22 1B	6			
	68 50 1B	25			
	68 53 1A	26			
	72 10 1A	21			
	72 20 1A	9			
4490007	51 55 1A	9	RONDELLE	WASHER	UNTERLEGSCHEIBE
4490008	06 43 1A	9	RONDELLE	WASHER	UNTERLEGSCHEIBE
	10 20 1A	3			
	10 20 1B	3			
	10 30 1A	9			
	61 15 1A	3			
	64 50 1A	6			
	64 50 1B	6			

REPERTOIRE ALPHANUMERIQUE
NUMERICAL AND ALPHABETICAL INDEX
ALPHABETISCHER NUMERISCHER INDEX

Référence Parts number Teilnummer	Page Page Seite	Repère Item Position	Désignation Designation Beizeichnung		
4490009	06 51 1A	5	RONDELLE	WASHER	UNTERLEGSCHEIBE
4490010	10 60 1A	13	RONDELLE	WASHER	UNTERLEGSCHEIBE
	10 70 1B	12			
	65 50 1A	3			
4490014	10 62 1A	32	RONDELLE	WASHER	UNTERLEGSCHEIBE
	22 20 1A	18			
	41 55 1A	6			
	53 75 1A	9			
	55 60 1A	6			
	56 51 1A	6			
	56 52 1A	3			
	62 10 1A	33			
	62 10 1B	33			
	62 10 1C	33			
	62 20 1A	8			
	62 35 1A	33			
	62 50 1A	15			
	62 50 1B	15			
	62 80 1C	31			
	62 95 2B	22			
	64 50 1A	15			
	64 50 1B	15			
	65 20 1A	4			
	65 20 1B	4			
	65 22 1A	9			
	65 22 1B	9			
	68 50 1B	6			
	68 53 1A	6			
	68 60 1B	46			
	72 25 1A	11			
	81 20 1A	11			
	81 25 1A	3			
4490016	65 22 1A	16	RONDELLE	WASHER	UNTERLEGSCHEIBE
	65 22 1B	16			
4490019	06 60 1A	5	RONDELLE	WASHER	UNTERLEGSCHEIBE
	10 20 1A	12			
	10 20 1B	12			
	10 30 1A	5			
	10 75 1B	37			
	10 75 1C	4			

Référence Parts number Teilnummer	Page Page Seite	Repère Item Position	Désignation Designation Beizeichnung		
	21 10 1A	18			
	51 55 1A	6			
	61 30 1A	18			
	61 32 1A	18			
	62 10 1A	6			
	62 10 1B	6			
	62 10 1C	6			
	68 50 1B	28			
	68 50 1B	5			
	68 53 1A	29			
	68 53 1A	5			
4490023	06 90 1A	4	RONDELLE	WASHER	UNTERLEGSCHEIBE
	10 60 1A	17			
	10 60 1B	17			
	62 30 1A	30			
	62 30 1B	30			
	62 35 1A	25			
4490029	68 50 1B	21	RONDELLE RESSORT	SPRING WASHER	FEDERSCHEIBE
	68 53 1A	21			
4490030	10 75 1C	32	RONDELLE	WASHER	UNTERLEGSCHEIBE
4550051	68 30 1A	14	GOUPILLE	PIN	STIFT
4550071	61 15 1A	18	GOUPILLE FENDUE	COTTER PIN	SPLINT
4570032	68 50 1A	10	GOUPILLE	PIN	STIFT
4570049	68 50 1A	4	GOUPILLE	PIN	STIFT
4570054	68 50 1A	5	GOUPILLE FENDUE	COTTER PIN	SPLINT
4570065	06 40 1A	14	GOUPILLE	PIN	STIFT
	06 41 1A	14			
4570066	06 40 1A	13	GOUPILLE	PIN	STIFT
	06 41 1A	13			
4590028	06 52 1A	4	BAGUE	BUSH	RING
4590062	54 50 1A	14	BAGUE	BUSH	RING
	54 52 1A	14			
	54 55 1A	9			
	54 65 1A	8			
	54 65 1B	8			
4590063	54 65 2A	15	BAGUE	BUSH	RING
4590064	54 65 2A	8	BAGUE	BUSH	RING
4600002	72 25 1A	34	GOUPILLE	PIN	STIFT
4600005	06 85 1A	6	GOUPILLE	PIN	STIFT
4600009	06 50 1A	3	GOUPILLE	PIN	STIFT

REPERTOIRE ALPHANUMERIQUE
NUMERICAL AND ALPHABETICAL INDEX
ALPHABETISCHER NUMERISCHER INDEX

Référence Parts number Teilnummer	Page Page Seite	Repère Item Position	Désignation Designation Beizeichnung		
4600023	68 45 1A	21	GOUPILLE	PIN	STIFT
4610009	06 26 1A	7	CLAVETTE	KEY	KEIL
	06 40 1A	17			
	06 41 1A	17			
4620024	54 75 1B	4	CIRCLIP	CIRCLIP	SICHERUNGSRING
4630024	65 22 1B	32	CIRCLIP	CIRCLIP	SICHERUNGSRING
4630030	65 22 1B	36	BAGUE D'ARRET	SNAP RING	SPRENGRING
4650012	61 10 1A	9	ECROU EN CAGE	CAGE NUT	KÄFFIG MUTTER
4650013	56 52 1A	4	ECROU EN CAGE	CAGE NUT	KÄFFIG MUTTER
4650015	61 10 1A	22	BOUCHON	PLUG	VERSCHL.STOPFEN
4660057	62 30 1A	23	CHARNIERE	HINGE	SCHARNIER
	62 30 1B	23			
	62 35 1A	21			
4660058	61 10 1A	29	CHARNIERE	HINGE	SCHARNIER
4660059	61 10 1A	30	AXE	CLEVIS PIN	BOLZEN
4670004	06 63 1A	2	MANILLE	SHACKLE	SCHAEKEL
4690024	10 76 1A	4	COLLIER	COLLAR	SCHELLE
4690097	64 50 1B	34	COLLIER	COLLAR	SCHELLE
4690111	10 62 1A	17	COLLIER	COLLAR	SCHELLE
4690142	10 40 1A	14	COLLIER	COLLAR	SCHELLE
4690144	62 81 1C	33	AGRAFE	CRAMP	KLAMMER
4690164	62 50 1B	25	COLLIER	COLLAR	SCHELLE
4690225	72 20 1A	20	SANGLE	BELT	RIEMEN
4690238	06 85 1A	24	COLLIER	COLLAR	SCHELLE
	10 75 1B	29			
	10 75 1C	25			
4690259	53 50 1A	6 .0	CLAPET ANTI-RETOUR	CHECK VALVE	RUECKSCHLAGVENTIL
	53 52 1A	6 .0			
	54 60 1A	14			
4690387	64 60 1A	2	COLLIER	COLLAR	SCHELLE
4690450	10 20 1A	17	COLLIER	COLLAR	SCHELLE
	10 20 1B	17			
4690458	68 60 4A	10	BRIDE	FLANGE	FLANSCH
4690591	61 50 1A	6	BRIDE	FLANGE	FLANSCH
	68 60 1A	3			
	68 60 1B	44			
	68 60 5A	5			
	68 60 6A	5			
	68 61 1A	3			
4690594	68 60 5A	2	BRIDE	FLANGE	FLANSCH

REPERTOIRE ALPHANUMERIQUE
NUMERICAL AND ALPHABETICAL INDEX
ALPHABETISCHER NUMERISCHER INDEX

Référence Parts number Teilnummer	Page Page Seite	Repère Item Position	Désignation Designation Beizeichnung		
	68 60 6A	2			
4690608	10 75 1A	26	COLLIER	COLLAR	SCHELLE
4690614	10 60 1A	23	COLLIER	COLLAR	SCHELLE
	10 60 1B	30			
4690616	10 75 1A	35	COLLIER	COLLAR	SCHELLE
	10 75 1A	3			
	10 75 1B	3			
	10 75 1C	23			
	10 75 1C	3			
4690621	62 40 1A	8	CLIP	CLIP	KLIPP
	62 40 1B	8			
4690622	62 40 1A	5	CLIP	CLIP	KLIPP
	62 40 1B	5			
4690697	68 60 1A	4	BRIDE	FLANGE	FLANSCH
	68 60 1B	4			
	68 60 4A	1			
4690698	62 50 1B	21	BRIDE	FLANGE	FLANSCH
	62 50 2A	7			
	68 60 3A	7			
	68 61 3A	7			
4690700	54 10 1B	30	SANGLE	BELT	RIEMEN
	54 40 1B	17			
4690765	10 40 1A	15	COLLIER	COLLAR	SCHELLE
4690786	10 60 1A	24	COLLIER	COLLAR	SCHELLE
	10 60 1B	24			
4690787	64 50 1B	36	COLLIER	COLLAR	SCHELLE
4690831	10 75 1A	36	COLLIER	COLLAR	SCHELLE
	10 75 1A	25			
	10 75 1B	23			
4690844	10 50 1A	7	COLLIER	COLLAR	SCHELLE
	51 75 1A	10			
	62 50 1B	31			
4690851	68 60 2A	13	BRIDE	FLANGE	FLANSCH
	68 61 2A	13			
4690853	10 40 1A	16	COLLIER	COLLAR	SCHELLE
4690858	61 50 1A	3	BRIDE	FLANGE	FLANSCH
4690859	61 50 1A	7	BRIDE	FLANGE	FLANSCH
4690860	68 60 1A	11	BRIDE	FLANGE	FLANSCH
	68 60 1B	11			
	68 61 1A	11			

Référence Parts number Teilnummer	Page Page Seite	Repère Item Position	Désignation Designation Beizeichnung		
4690866	68 60 1A	18	BRIDE	FLANGE	FLANSCH
	68 60 1B	18			
	68 61 1A	18			
4690867	10 20 1A	9	DEMI-BRIDE	HALF-FLANGE	HALBFLANSCHE
	10 20 1B	9			
4690868	10 20 1A	8	DEMI-BRIDE	HALF-FLANGE	HALBFLANSCHE
	10 20 1B	8			
4690871	68 60 1A	14	BRIDE SUPERIEURE	SUPERIOR FLANGE	HÖHERFLANSCH
	68 60 1B	14			
4690874	64 50 1A	14	COLLIER	COLLAR	SCHELLE
	64 50 1B	14			
4690876	62 50 1A	13	BRIDE	FLANGE	FLANSCH
	62 50 1B	13			
4690877	62 50 1A	18	BRIDE	FLANGE	FLANSCH
	62 50 1B	18			
4690881	62 50 1A	2	BRIDE	FLANGE	FLANSCH
	62 50 1B	28			
	62 50 2A	5			
	68 60 3A	4			
	68 61 3A	4			
4690882	68 60 1A	31 .0	BRIDE	FLANGE	FLANSCH
	68 60 2A	9 .0			
	68 61 1A	31 .0			
	68 61 2A	9 .0			
4690883	68 60 1A	19	BRIDE	FLANGE	FLANSCH
	68 60 1B	19			
	68 60 2A	7			
	68 60 4A	15			
	68 61 1A	19			
	68 61 2A	7			
	68 61 4A	5			
4690884	68 60 1A	28	BRIDE	FLANGE	FLANSCH
	68 60 1B	28			
	68 60 2A	1			
	68 61 1A	28			
	68 61 2A	1			
4690885	68 60 1A	7	BRIDE	FLANGE	FLANSCH
	68 60 1B	7			
4690886	68 60 4A	4	BRIDE	FLANGE	FLANSCH
4690887	68 60 1A	20	BRIDE	FLANGE	FLANSCH

REPERTOIRE ALPHANUMERIQUE
NUMERICAL AND ALPHABETICAL INDEX
ALPHABETISCHER NUMERISCHER INDEX

Référence Parts number Teilnummer	Page Page Seite	Repère Item Position	Désignation Designation Beizeichnung		
	68 60 1B	20			
	68 61 1A	20			
4690890	68 60 1A	22	BRIDE	FLANGE	FLANSCH
	68 60 1B	22			
	68 61 1A	22			
4690891	64 50 1A	23	COLLIER	COLLAR	SCHELLE
	64 50 1B	23			
4690892	62 50 1A	9	BRIDE	FLANGE	FLANSCH
	62 50 1B	9			
4690893	62 50 1A	8	BRIDE	FLANGE	FLANSCH
	62 50 1B	8			
4690894	68 60 4A	13	BRIDE	FLANGE	FLANSCH
4690896	10 62 1A	16	COLLIER	COLLAR	SCHELLE
4690897	10 20 1A	7	COLLIER	COLLAR	SCHELLE
	10 20 1B	7			
4690898	51 60 1A	11	COLLIER	COLLAR	SCHELLE
4690899	68 60 1A	35	BRIDE	FLANGE	FLANSCH
	68 60 1B	35			
4690900	62 95 2A	19	BRIDE	FLANGE	FLANSCH
	62 95 2B	19			
4690901	62 95 2A	3	SUPPORT	BRACKET	TRAEGER
	62 95 2B	3			
4690902	68 61 1A	14	BRIDE	FLANGE	FLANSCH
4690903	68 61 1A	36	BRIDE	FLANGE	FLANSCH
4690904	68 61 1A	4	BRIDE	FLANGE	FLANSCH
4690905	68 60 1B	39	BRIDE	FLANGE	FLANSCH
	68 61 4A	1			
4690906	10 20 1B	19	COLLIER	COLLAR	SCHELLE
4690907	10 10 1A	17	COLLIER	COLLAR	SCHELLE
	10 62 1A	21			
4690908	68 60 1B	3	BRIDE	FLANGE	FLANSCH
	68 60 5A	8			
	68 60 6A	8			
4690912	06 40 1A	19	BRIDE	FLANGE	FLANSCH
	06 41 1A	19			
4690913	06 40 1A	22	BRIDE	FLANGE	FLANSCH
	06 41 1A	22			
4690915	68 60 1A	31 .1	BRIDE	FLANGE	FLANSCH
	68 60 1B	31			
	68 60 2A	9 .1			

Référence Parts number Teilnummer	Page Page Seite	Repère Item Position	Désignation Designation Beizeichnung		
	68 61 1A	31 .1			
	68 61 2A	9 .1			
4690929	10 75 1B	25	COLLIER	COLLAR	SCHELLE
4690932	10 62 1A	28	COLLIER	COLLAR	SCHELLE
4690933	62 50 1A	19	BRIDE	FLANGE	FLANSCH
	62 50 1B	19			
4690952	10 60 1B	23	COLLIER	COLLAR	SCHELLE
4691011	62 50 1B	2	BRIDE	FLANGE	FLANSCH
4691037	10 50 1A	8	COLLIER	COLLAR	SCHELLE
4700115	53 50 1A	7	RACCORD BANJO	BANJO FITTING	RINGSTUECK
	53 52 1A	7			
	53 60 1A	6			
	53 62 1A	6			
	54 60 1A	10			
4700119	54 31 1A	6	COUDE	ELBOW	WINKELSTUECK
	54 31 2A	6			
	54 35 1A	22			
	56 10 1A	2			
	56 10 1B	2			
4700120	10 75 1A	22	COUDE	ELBOW	WINKELSTUECK
	10 75 1B	22			
	10 75 1C	22			
4700125	62 80 1A	7	RACCORD COUDE	ELBOW UNION	KRUEMMER
	62 80 1B	7			
	62 80 1C	7			
	62 81 1A	19			
	62 81 1B	19			
	62 81 1C	19			
	62 81 2A	19			
	62 81 2B	19			
	62 81 3A	19			
	62 81 3B	19			
	62 82 1A	13			
	62 82 2A	13			
	62 82 3A	13			
4700126	62 80 1A	16	RACCORD BANJO	BANJO FITTING	RINGSTUECK
	62 81 1A	32			
	62 81 2A	32			
	62 81 3A	32			
4700135	54 30 1A	2	RACCORD	UNION	VERBINDUNGSELEMENT

Référence Parts number Teilnummer	Page Page Seite	Repère Item Position	Désignation Designation Beizeichnung		
	54 30 2A	2			
4700139	62 81 1A	23	RACCORD COUDE	ELBOW UNION	KRUEMMER
	62 81 1B	23			
	62 81 2A	23			
	62 81 2B	23			
	62 81 3A	23			
	62 81 3B	23			
4700147	06 40 2A	15	COUDE	ELBOW	WINKELSTUECK
	06 85 1A	12			
4700154	62 80 1A	14	RACCORD COUDE	ELBOW UNION	KRUEMMER
	62 80 1B	14			
	62 80 1C	14			
	62 81 1A	29			
	62 81 1A	31			
	62 81 1B	31			
	62 81 1B	29			
	62 81 1C	31			
	62 81 1C	29			
	62 81 2A	29			
	62 81 2A	31			
	62 81 2B	29			
	62 81 2B	31			
	62 81 3A	29			
	62 81 3A	31			
	62 81 3B	29			
	62 81 3B	31			
	62 82 1A	16			
	62 82 2A	16			
	62 82 3A	16			
4700174	54 60 1A	23	RACCORD BANJO	BANJO FITTING	RINGSTUECK
	54 60 1B	10			
4700178	10 76 1A	2	COUDE	ELBOW	WINKELSTUECK
4700180	62 81 1B	44	RACCORD	NIPPLE	VERBINDUNGSELEMENT
	62 81 1C	44			
	62 81 2B	42			
	62 81 3B	42			
4705013	22 10 1A	27	COUDE	ELBOW	WINKELSTUECK
	22 10 1B	27			
	41 15 1A	16			
	54 10 1A	8			

Référence Parts number Teilnummer	Page Page Seite	Repère Item Position	Désignation Designation Beizeichnung		
	54 10 1A	26			
	54 10 1B	8			
	54 10 1B	26			
4705019	22 10 1A	26	COUDE	ELBOW	WINKELSTUECK
	22 10 1B	26			
4705021	30 10 1A	18	COUDE	ELBOW	WINKELSTUECK
	30 12 1A	20			
	30 15 1A	21			
	30 15 1A	16			
	41 10 1A	8			
	51 20 1A	20			
	51 20 1B	20			
	54 16 1A	8			
	54 40 1A	17			
	56 10 1A	11			
	56 10 1B	11			
4705121	22 10 1A	35	COUDE	ELBOW	WINKELSTUECK
	22 10 1B	35			
	30 10 1A	5			
	30 12 1A	9			
	41 15 1A	8			
	41 15 1B	8			
	41 17 1A	8			
	51 10 1B	13			
	51 15 1A	13			
	53 22 1A	1			
	53 30 1A	3			
4705127	41 17 1A	3	COUDE	ELBOW	WINKELSTUECK
	42 10 1A	5			
	42 10 1B	5			
	51 20 1A	12			
	54 25 3A	9			
4705128	30 10 1A	8	COUDE	ELBOW	WINKELSTUECK
	30 12 1A	13			
	41 10 1A	13			
	41 12 1A	8			
	53 10 1A	3			
	53 12 1A	3			
	53 22 1A	9			
4705130	30 15 1A	4	COUDE	ELBOW	WINKELSTUECK

REPERTOIRE ALPHANUMERIQUE
NUMERICAL AND ALPHABETICAL INDEX
ALPHABETISCHER NUMERISCHER INDEX

Référence Parts number Teilnummer	Page Page Seite	Repère Item Position	Désignation Designation Beizeichnung		
4705131	22 10 1A	18	COUDE	ELBOW	WINKELSTUECK
	22 10 1B	18			
	42 10 1B	21			
	51 10 1A	25			
	51 20 1B	12			
	53 30 1A	11			
	54 10 1A	20			
	54 10 1B	20			
	54 15 1A	3			
	54 20 1A	3			
	54 25 1A	7			
	54 26 1A	3			
	54 30 1B	15			
	54 30 2B	15			
	54 31 1A	9			
	54 31 2A	9			
	54 32 1A	9			
	54 32 2A	9			
	54 35 1A	31			
	54 35 1A	23			
	56 10 1A	8			
	56 10 1B	8			
4705133	51 10 1A	48	COUDE	ELBOW	WINKELSTUECK
4705135	22 10 1A	32	COUDE	ELBOW	WINKELSTUECK
	22 10 1B	32			
	51 20 1A	11			
4705141	51 10 1A	11	COUDE	ELBOW	WINKELSTUECK
4705142	41 15 1A	5	COUDE	ELBOW	WINKELSTUECK
	41 15 1B	5			
	41 17 1A	5			
4710002	54 26 2A	4	PASSE-CLOISON	BULKHEAD GROMMET	DURCHGANG
	54 30 2B	11			
	54 31 2A	19			
	54 32 2A	22			
4710005	54 30 2A	10	COUDE	ELBOW	WINKELSTUECK
4720047	51 15 1A	3	TE	TEE	T STUECK
4720054	06 85 1A	16	TE	TEE	T STUECK
4720055	06 40 2A	18	TE	TEE	T STUECK
4725002	30 10 1A	4	TE	TEE	T STUECK
	30 12 1A	8			

Référence Parts number Teilnummer	Page Page Seite	Repère Item Position		Désignation Designation Beizeichnung	
4725004	22 10 1B	37	TE	TEE	T STUECK
	41 15 1B	16			
	42 10 1B	23			
4725005	41 15 1A	15	TE	TEE	T STUECK
	41 15 1B	15			
4725008	30 12 1A	6	TE	TEE	T STUECK
	53 10 1A	7			
	53 20 1A	2			
4725014	22 10 1A	7	TE	TEE	T STUECK
	22 10 1B	7			
	51 15 1A	17			
	51 20 1A	23			
	51 20 1B	23			
	53 22 1A	2			
4725016	54 16 1A	9	TE	TEE	T STUECK
	55 10 1A	10			
4725051	55 10 1A	2	TE	TEE	T STUECK
	56 10 1A	10			
	56 10 1B	10			
4725055	41 15 1A	17	TE	TEE	T STUECK
	41 15 1B	17			
	42 10 1B	20			
	51 15 1A	9			
	54 10 1A	16			
	54 10 1B	16			
	54 16 1A	1			
	54 20 3A	6			
	54 21 1A	1			
	54 21 2A	1			
	54 26 1A	7			
	54 26 2A	7			
	54 31 1A	18			
	54 31 2A	18			
	54 32 1A	18			
	54 32 2A	18			
	54 40 1B	24			
4725058	51 10 1A	9	TE	TEE	T STUECK
	51 10 1B	9			
4725061	54 10 1A	14	TE	TEE	T STUECK
	54 10 1B	14			

Référence Parts number Teilnummer	Page Page Seite	Repère Item Position	Désignation Designation Beizeichnung		
	54 21 1A	8			
	54 21 2A	7			
4725062	54 40 1A	10	TE	TEE	T STUECK
	54 40 1B	10			
	54 40 2A	10			
4725063	51 10 1A	40	TE	TEE	T STUECK
	51 10 1B	40			
	51 20 1A	14			
	51 20 1B	14			
4725064	41 15 1A	4	TE	TEE	T STUECK
	41 15 1B	4			
	41 17 1A	4			
4725066	51 10 1A	6	TE	TEE	T STUECK
	51 10 1B	6			
4725067	54 40 3A	10	TE	TEE	T STUECK
4730001	51 80 1A	24	REDUCTEUR	REDUCER	REDUZIERSTUECK
	51 80 2A	24			
4730035	51 20 1A	28	REDUCTEUR	REDUCER	REDUZIERSTUECK
	51 20 1B	28			
4735051	51 10 1A	1	BRIDE	FLANGE	FLANSCH
	51 10 1B	1			
4735053	64 60 1A	4	RACCORD DE REDUCTION	TAPER PIPE	KONISCHES UBERGANGSROHR
4740012	10 70 1A	3	BOUCHON	PLUG	VERSCHL.STOPFEN
	10 70 1B	10			
	51 80 1A	11			
	51 80 2A	11			
	53 60 1A	9			
	53 62 1A	9			
	53 70 1A	5			
	54 30 1B	17			
	54 30 2B	13			
4740033	51 20 1A	24	BOUCHON	PLUG	VERSCHL.STOPFEN
	51 20 1B	24			
	51 55 1A	10			
	51 60 1A	16			
	51 80 1A	12			
	51 80 2A	25			
	51 80 2A	12			
	51 85 1A	4			

Référence Parts number Teilnummer	Page Page Seite	Repère Item Position	Désignation Designation Beizeichnung		
	54 10 1A	12			
	54 10 1A	28			
	54 10 1B	12			
	54 10 1B	28			
	54 21 1A	2			
	55 60 1A	7			
4740044	10 70 1A	4	BOUCHON	PLUG	VERSCHL.STOPFEN
	10 70 1B	8			
	54 10 1A	13			
	54 10 1B	13			
4740058	53 70 1A	6	BOUCHON	PLUG	VERSCHL.STOPFEN
	54 10 1A	11			
	54 10 1B	11			
	54 21 1A	14			
4740069	42 10 1B	22	BOUCHON	PLUG	VERSCHL.STOPFEN
4740092	51 80 1A	14	BOUCHON	PLUG	VERSCHL.STOPFEN
	51 80 2A	14			
	54 50 1A	9			
	54 52 1A	9			
	54 65 2A	4			
4740116	71 10 1A	22	BOUCHON	PLUG	VERSCHL.STOPFEN
	71 15 1B	9			
	71 20 1C	40			
	71 20 1D	40			
	71 30 1A	12			
	71 30 1B	11			
	71 30 1C	11			
	72 15 1A	10			
	81 20 1A	7			
4740155	54 35 1A	27	BOUCHON	PLUG	VERSCHL.STOPFEN
	54 35 2A	7			
	54 35 3A	16			
4740213	10 70 1A	5	BOUCHON RESERVOIR	TANK CAP	TANKVERSCHLUSS
4740232	10 60 1A	7	BOUCHON	PLUG	VERSCHL.STOPFEN
4740238	10 65 1A	10	BOUCHON	PLUG	VERSCHL.STOPFEN
4740239	51 85 1A	7	BOUCHON	PLUG	VERSCHL.STOPFEN
4740240	53 70 1A	11	BOUCHON	PLUG	VERSCHL.STOPFEN
4740248	54 75 1B	2	BOUCHON	PLUG	VERSCHL.STOPFEN
4740269	10 60 1B	7	BOUCHON	PLUG	VERSCHL.STOPFEN
4745006	54 10 1A	29	BOUCHON	PLUG	VERSCHL.STOPFEN

Référence Parts number Teilnummer	Page Page Seite	Repère Item Position	Désignation Designation Beizeichnung		
	54 10 1B	29			
	54 21 1A	9			
	54 21 2A	8			
4745020	51 10 1A	7	BOUCHON	PLUG	VERSCHL.STOPFEN
	51 10 1B	7			
4745021	54 35 1A	10	BOUCHON	PLUG	VERSCHL.STOPFEN
	54 35 2A	3			
	54 35 3A	8			
	54 40 1A	13			
	54 40 1B	13			
	54 40 2A	13			
	54 40 3A	13			
4745022	54 40 1A	21	BOUCHON	PLUG	VERSCHL.STOPFEN
	54 40 1B	21			
	54 40 2A	15			
	54 40 3A	15			
4745023	54 35 1A	5	BOUCHON	PLUG	VERSCHL.STOPFEN
	54 35 3A	2			
4745026	51 20 1B	3	BOUCHON	PLUG	VERSCHL.STOPFEN
4745027	54 30 1B	20	BOUCHON	PLUG	VERSCHL.STOPFEN
	54 30 2B	10			
474A0017	10 70 1B	7	BOUCHON RESERVOIR	TANK CAP	TANKVERSCHLUSS
4750015	10 76 1A	3	UNION	CONNECTOR	ANSCHLUSSTEIL
4750026	06 85 1A	21	UNION	CONNECTOR	ANSCHLUSSTEIL
	10 75 1A	15			
	10 75 1B	15			
	10 75 1C	15			
4750032	06 85 1A	22	COUPLEUR	COUPLER	KUPPLUNGSSTUECK
4750055	51 15 1A	6	UNION	CONNECTOR	ANSCHLUSSTEIL
	54 31 1A	4			
	54 31 2A	4			
	54 32 1A	4			
	54 32 2A	4			
	54 35 1A	13			
4750097	06 40 2A	13	UNION	CONNECTOR	ANSCHLUSSTEIL
4750098	06 85 1A	17	UNION	CONNECTOR	ANSCHLUSSTEIL
4750120	06 40 2A	25	UNION	CONNECTOR	ANSCHLUSSTEIL
	06 85 1A	14			
	06 85 1A	11			
4750142	54 30 1A	3	UNION	CONNECTOR	ANSCHLUSSTEIL

REPERTOIRE ALPHANUMERIQUE
NUMERICAL AND ALPHABETICAL INDEX
ALPHABETISCHER NUMERISCHER INDEX

Référence Parts number Teilnummer	Page Page Seite	Repère Item Position		Désignation Designation Beizeichnung	
	54 30 2A	3			
4750152	51 10 1A	20	UNION	CONNECTOR	ANSCHLUSSTEIL
	51 10 1B	20			
4750156	06 85 1A	18	UNION	CONNECTOR	ANSCHLUSSTEIL
4750158	06 85 1A	19	UNION	CONNECTOR	ANSCHLUSSTEIL
4750174	56 10 1A	5	ADAPTATEUR	ADAPTOR	ANSCHLUSSTUECK
	56 10 1B	5			
4750209	06 40 2A	17	UNION	CONNECTOR	ANSCHLUSSTEIL
4750247	54 31 1A	7	UNION	CONNECTOR	ANSCHLUSSTEIL
	54 31 2A	7			
	54 35 1A	16			
4750276	10 75 1A	16	UNION	CONNECTOR	ANSCHLUSSTEIL
	10 75 1B	16			
	10 75 1C	16			
4750285	06 40 2A	9	UNION	CONNECTOR	ANSCHLUSSTEIL
4750336	51 10 1A	37	UNION	CONNECTOR	ANSCHLUSSTEIL
	51 10 1B	37			
4750357	10 75 1A	8	UNION	CONNECTOR	ANSCHLUSSTEIL
	10 75 1B	8			
	10 75 1C	8			
4750427	62 80 1A	6	UNION	CONNECTOR	ANSCHLUSSTEIL
	62 80 1B	6			
	62 80 1C	6			
	62 81 1A	18			
	62 81 1B	18			
	62 81 1C	18			
	62 81 2A	18			
	62 81 2B	18			
	62 81 3A	18			
	62 81 3B	18			
4750428	62 81 1A	24	RALLONGE	EXTENSION	VERLAENGERUNG
	62 81 1B	24			
	62 81 1C	24			
	62 81 2B	32			
	62 81 3A	24			
	62 81 3B	44			
	62 81 3B	24			
4750435	51 80 1A	15	UNION	CONNECTOR	ANSCHLUSSTEIL
	51 80 2A	15			
4750465	64 60 1A	3	RALLONGE	EXTENSION	VERLAENGERUNG

REPERTOIRE ALPHANUMERIQUE
NUMERICAL AND ALPHABETICAL INDEX
ALPHABETISCHER NUMERISCHER INDEX

Référence Parts number Teilnummer	Page Page Seite	Repère Item Position	Désignation Designation Beizeichnung		
4750559	54 35 1A	33	COUPLEUR (FEMELLE)	COUPLER (FEMALE)	KUPPLUNGSSTUECK (WEIBCHEN)
	54 35 2A	6			
	54 35 3A	15			
4750567	54 31 1A	16	UNION	CONNECTOR	ANSCHLUSSTEIL
	54 31 2A	16			
	54 32 1A	16			
	54 32 2A	16			
4750584	06 85 1A	10	ADAPTATEUR	ADAPTOR	ANSCHLUSSTUECK
4750620	62 80 1A	5	RALLONGE	EXTENSION	VERLAENGERUNG
	62 80 1B	5			
	62 80 1C	5			
	62 81 1A	22			
	62 81 1B	22			
	62 81 1C	22			
	62 81 2A	22			
	62 81 2B	22			
	62 81 3A	22			
	62 81 3B	22			
4750634	62 80 1A	15	UNION	CONNECTOR	ANSCHLUSSTEIL
	62 80 1B	15			
	62 80 1C	15			
	62 81 1A	30			
	62 81 1B	30			
	62 81 1C	30			
	62 81 2A	30			
	62 81 2B	30			
	62 81 3A	30			
	62 81 3B	30			
4750693	10 75 1A	10	UNION	CONNECTOR	ANSCHLUSSTEIL
	10 75 1B	10			
	10 75 1C	10			
4750695	10 60 1A	25	BRIDE	FLANGE	FLANSCH
	10 60 1B	25			
4750709	10 75 1A	34	JONCTION	JUNCTION	VERBINDG STUECK
4750711	62 80 1B	23	RALLONGE	EXTENSION	VERLAENGERUNG
	62 80 1C	23			
	62 81 1A	35			
	62 81 1B	35			
	62 81 1C	35			

Référence Parts number Teilnummer	Page Page Seite	Repère Item Position	Désignation Designation Beizeichnung		
	62 81 2A	33			
	62 81 2B	33			
	62 82 1A	20			
	62 82 2A	19			
4750720	51 80 1A	25	UNION	CONNECTOR	ANSCHLUSSTEIL
	51 80 2A	27			
4750728	51 10 1B	28	UNION	CONNECTOR	ANSCHLUSSTEIL
	62 80 1B	16			
	62 80 1C	16			
4750730	62 82 1A	24	UNION	CONNECTOR	ANSCHLUSSTEIL
	62 82 2A	23			
	62 82 3A	22			
4750734	06 40 2A	26	COUPLEUR	COUPLER	KUPPLUNGSSTUECK
	06 85 1A	15			
4750740	62 81 1B	45	UNION	CONNECTOR	ANSCHLUSSTEIL
	62 81 1C	45			
	62 81 2B	43			
	62 81 3B	43			
4755008	22 10 1A	20	UNION	CONNECTOR	ANSCHLUSSTEIL
	22 10 1B	20			
	30 15 1A	9 .1			
	41 15 1A	18			
	41 15 1B	18			
	42 10 1A	7			
	42 10 1B	7			
	51 10 1A	35			
	51 10 1B	35			
	51 15 1A	4			
	51 20 1A	27			
	51 20 1A	1			
	51 20 1B	27			
	51 20 1B	1			
	51 40 1A	3			
	51 40 2A	3			
	53 30 1A	1			
	54 10 1A	7			
	54 10 1B	7			
	54 15 1A	1			
	54 16 1A	6			
	54 20 1A	1			

Référence Parts number Teilnummer	Page Page Seite	Repère Item Position		Désignation Designation Beizeichnung	
	54 21 1A	6			
	54 21 2A	5			
	54 25 1A	2			
	54 26 1A	1			
	54 26 2A	1			
	54 30 1A	9			
	54 30 1B	3			
	54 30 2A	9			
	54 30 2B	3			
	54 32 1A	6			
	54 32 2A	6			
	54 35 1A	9			
	54 40 1A	22			
	54 40 1B	22			
	56 10 1A	14			
	56 10 1B	14			
4755009	51 20 1A	29	UNION	CONNECTOR	ANSCHLUSSTEIL
	51 20 1B	11			
	54 30 1B	16			
	54 30 2B	14			
	54 31 1A	8			
	54 31 2A	8			
	54 32 1A	8			
	54 32 2A	8			
	54 35 1A	8			
	56 10 1A	6			
	56 10 1B	6			
4755011	22 10 1A	2	UNION	CONNECTOR	ANSCHLUSSTEIL
	22 10 1B	2			
	30 15 1A	11			
	51 20 1A	5			
	51 20 1B	5			
	54 30 1A	10			
	54 30 1B	10			
	54 40 1A	14			
	54 40 1B	14			
4755013	30 15 1A	1	UNION	CONNECTOR	ANSCHLUSSTEIL
	54 30 1A	4			
	54 30 2A	4			
4755045	51 10 1A	50	UNION	CONNECTOR	ANSCHLUSSTEIL

Référence Parts number Teilnummer	Page Page Seite	Repère Item Position		Désignation Designation Beizeichnung	
	54 30 1B	12			
4755050	30 10 1A	17	UNION	CONNECTOR	ANSCHLUSSTEIL
	30 12 1A	1			
4755051	22 10 1A	6	UNION	CONNECTOR	ANSCHLUSSTEIL
	22 10 1B	6			
	30 15 1A	17			
	41 10 1A	6			
	41 12 1A	7			
	42 10 1A	14			
	42 10 1B	14			
	51 10 1A	60 .00			
	51 10 1A	36			
	51 10 1B	36			
	51 20 1A	8			
	51 20 1B	8			
4755053	30 10 1A	10	UNION	CONNECTOR	ANSCHLUSSTEIL
	30 12 1A	15			
	41 10 1A	9			
	41 12 1A	3			
	41 15 1A	6			
	41 15 1B	6			
	41 17 1A	6			
	51 20 1A	21			
	51 20 1B	21			
	53 10 1A	12			
	53 10 1A	1			
	53 12 1A	1			
	53 20 1A	3			
	53 22 1A	3			
	53 30 1A	2			
4755062	30 10 1A	15	UNION	CONNECTOR	ANSCHLUSSTEIL
	30 12 1A	7			
4755065	22 10 1A	9	UNION	CONNECTOR	ANSCHLUSSTEIL
	22 10 1B	9			
	30 15 1A	19			
	41 15 1A	11			
	41 15 1B	11			
	41 17 1A	11			
	42 10 1A	16			
	42 10 1B	16			

REPERTOIRE ALPHANUMERIQUE
NUMERICAL AND ALPHABETICAL INDEX
ALPHABETISCHER NUMERISCHER INDEX

Référence Parts number Teilnummer	Page Page Seite	Repère Item Position		Désignation Designation Beizeichnung	
	51 10 1A	60 .03			
	51 10 1B	25			
	53 10 1A	2			
	53 12 1A	2			
	53 22 1A	4			
4755066	42 10 1A	18	RACCORD	NIPPLE	VERBINDUNGSELEMENT
	42 10 1B	18			
	51 15 1A	10			
	51 40 1A	4			
	51 40 2A	4			
	54 10 1A	17			
	54 10 1B	17			
	54 20 3A	7			
4755151	22 10 1A	22	UNION	CONNECTOR	ANSCHLUSSTEIL
	22 10 1B	22			
	51 10 1A	23			
	51 10 1B	23			
	54 10 1A	22			
	54 10 1B	22			
	54 15 1A	7			
	54 20 1A	6			
	54 25 1A	1			
	54 35 1A	19			
4755152	51 10 1A	14	UNION	CONNECTOR	ANSCHLUSSTEIL
	51 10 1B	14			
4755153	22 10 1A	1	UNION	CONNECTOR	ANSCHLUSSTEIL
	22 10 1B	1			
	30 10 1A	13			
	30 12 1A	18			
	30 15 1A	9 .0			
	54 30 1A	14			
	54 30 1B	14			
	54 40 2A	14			
	54 40 3A	14			
	55 10 1A	3			
	56 10 1A	9			
	56 10 1B	9			
4755154	51 15 1A	14	UNION	CONNECTOR	ANSCHLUSSTEIL
4755155	22 10 1A	5	UNION	CONNECTOR	ANSCHLUSSTEIL
	22 10 1B	5			

Référence Parts number Teilnummer	Page Page Seite	Repère Item Position		Désignation Designation Beizeichnung	
	30 15 1A	13			
	41 10 1A	7			
4755156	22 10 1A	31	UNION	CONNECTOR	ANSCHLUSSTEIL
	22 10 1B	31			
	41 15 1A	1			
	41 15 1B	1			
	41 17 1A	1			
	51 20 1A	19			
	51 20 1A	17			
	51 20 1B	17			
	51 20 1B	19			
4755157	42 10 1A	6	UNION	CONNECTOR	ANSCHLUSSTEIL
	42 10 1B	6			
4755158	53 30 1A	10	UNION	CONNECTOR	ANSCHLUSSTEIL
	54 25 1A	16			
	54 25 2A	7			
	54 35 1A	32			
	54 35 2A	4			
	54 35 3A	9			
4755159	51 10 1B	39	UNION	CONNECTOR	ANSCHLUSSTEIL
4755160	22 10 1A	13	UNION	CONNECTOR	ANSCHLUSSTEIL
	22 10 1B	13			
	51 10 1A	31			
	51 10 1B	31			
4755161	53 30 1A	7	UNION	CONNECTOR	ANSCHLUSSTEIL
4755162	51 10 1A	5	UNION	CONNECTOR	ANSCHLUSSTEIL
	51 10 1B	5			
4755164	54 40 1A	7	UNION	CONNECTOR	ANSCHLUSSTEIL
	54 40 1B	7			
	54 40 2A	7			
	54 40 3A	7			
4755165	30 10 1A	3	UNION	CONNECTOR	ANSCHLUSSTEIL
	41 15 1A	21			
	41 15 1B	21			
4755168	51 10 1A	10	UNION	CONNECTOR	ANSCHLUSSTEIL
	51 10 1B	10			
	51 20 1A	15			
	51 20 1B	15			
4755169	42 10 1A	9	UNION	CONNECTOR	ANSCHLUSSTEIL
	42 10 1B	9			

REPERTOIRE ALPHANUMERIQUE
NUMERICAL AND ALPHABETICAL INDEX
ALPHABETISCHER NUMERISCHER INDEX

Référence Parts number Teilnummer	Page Page Seite	Repère Item Position	Désignation Designation Beizeichnung		
	51 15 1A	8			
4755170	51 10 1A	2	UNION	CONNECTOR	ANSCHLUSSTEIL
	51 10 1B	2			
4755176	51 10 1A	39	UNION	CONNECTOR	ANSCHLUSSTEIL
4755179	22 10 1A	15	UNION	CONNECTOR	ANSCHLUSSTEIL
	22 10 1B	15			
	54 35 1A	6			
4755180	22 10 1B	36	UNION	CONNECTOR	ANSCHLUSSTEIL
	41 15 1A	20			
	41 15 1B	20			
4755181	41 15 1A	19	UNION	CONNECTOR	ANSCHLUSSTEIL
	41 15 1B	19			
4755182	54 10 1A	27	RACCORD TOURNANT	REVOLVING CONNECTION	ROTIERENDE VERBINDUNG
4755184	51 15 1A	16	UNION	CONNECTOR	ANSCHLUSSTEIL
4755185	51 15 1A	18	RACCORD	NIPPLE	VERBINDUNGSELEMENT
4755186	53 30 1A	15	UNION	CONNECTOR	ANSCHLUSSTEIL
4755196	53 30 1A	16	UNION	CONNECTOR	ANSCHLUSSTEIL
4755197	51 10 1B	22	UNION	CONNECTOR	ANSCHLUSSTEIL
4760108	54 31 1A	19	RACCORD	UNION	VERBINDUNGSELEMENT
	54 31 2A	20			
	54 32 1A	19			
	54 32 2A	19			
	54 35 1A	14			
4770099	22 10 1A	10	DEMI-BRIDE	HALF-FLANGE	HALBFLANSCHE
	22 10 1B	10			
4770106	54 60 1A	13	BAGUE	BUSH	RING
	54 60 1B	12			
4770136	51 10 1A	17	DEMI-BRIDE	HALF-FLANGE	HALBFLANSCHE
	51 10 1B	17			
4770148	41 15 1A	22	PRISE DE PRESSION	PRESSURE TAPPING	ANSCHLUSS FUR OLDRUC
	51 10 1A	12			
	54 32 1A	20			
	54 32 2A	20			
4770172	54 10 1A	1	DEMI-BRIDE	HALF-FLANGE	HALBFLANSCHE
	54 10 1B	1			
	54 15 1A	10			
	54 20 1A	16			
	54 20 3A	3			
	54 25 1A	9			

Référence Parts number Teilnummer	Page Page Seite	Repère Item Position		Désignation Designation Beizeichnung	
	54 25 2A	4			
	54 25 3A	2			
	54 40 1A	1			
	54 40 1B	1			
	54 40 2A	1			
	54 40 3A	1			
4770189	54 60 1A	12	ECROU	NUT	MUTTER
4770193	62 81 1A	25	UNION	CONNECTOR	ANSCHLUSSTEIL
	62 81 1B	25			
	62 81 1C	25			
	62 81 2A	25			
	62 81 2B	25			
	62 81 3A	25			
	62 81 3B	25			
4770199	62 80 1A	12	OLIVE	OVAL	OLIVE
	62 80 1B	12			
	62 80 1C	12			
	62 81 1A	20			
	62 81 1B	20			
	62 81 1C	20			
	62 81 2A	20			
	62 81 2B	20			
	62 81 3A	20			
	62 81 3B	20			
	62 82 1A	15			
	62 82 2A	15			
	62 82 3A	15			
4770200	62 80 1A	13	ECROU	NUT	MUTTER
	62 80 1B	13			
	62 80 1C	13			
	62 81 1A	21			
	62 81 1B	21			
	62 81 1C	21			
	62 81 2A	21			
	62 81 2B	21			
	62 81 3A	21			
	62 81 3B	21			
	62 82 1A	14			
	62 82 2A	14			
	62 82 3A	14			

REPERTOIRE ALPHANUMERIQUE
NUMERICAL AND ALPHABETICAL INDEX
ALPHABETISCHER NUMERISCHER INDEX

Référence Parts number Teilnummer	Page Page Seite	Repère Item Position	Désignation Designation Beizeichnung		
4770404	51 10 1A	29	DEMI-BRIDE	HALF-FLANGE	HALBFLANSCHE
	51 10 1B	29			
4770434	54 31 1A	3	SELECTEUR	SELECTOR	SELEKTOR
	54 31 2A	3			
	54 32 1A	3			
	54 32 2A	3			
	54 35 1A	15			
4770528	06 85 1A	2	TARIERE	AUGER	BOHRER
4770550	42 10 1A	1	DEMI-BRIDE	HALF-FLANGE	HALBFLANSCHE
	42 10 1B	1			
4770599	62 82 1A	26	BLOC	BLOCK	BLOCK
	62 82 2A	25			
	62 82 3A	24			
4770601	62 81 1A	28	JUPE	SKIRT	SCHUERZE
	62 81 1B	28			
	62 81 1C	28			
	62 81 2A	28			
	62 81 2B	28			
	62 81 3A	28			
	62 81 3B	28			
4770613	51 80 1A	19	ACCUMULATEUR	ACCUMULATOR	AKKUMULATOR
	51 80 2A	19			
4770616	54 75 1A	2	CORPS DE VERIN	CYLINDER HOUSING	ZYLINDERGEHAEUSE
4770713	06 40 2A	16	ETRANGLEUR	THROTTLE VALVE	STOPPER
4770714	06 40 2A	22	ETRANGLEUR	THROTTLE VALVE	STOPPER
4770738	10 70 1A	11	INDICATEUR NIVEAU	LEVEL INDICATOR	FÜLLSTANDSMESER
4770746	30 15 1A	10	ACCUMULATEUR	ACCUMULATOR	AKKUMULATOR
4770749	51 80 1A	18	GICLEUR	NOZZLE	SPRITZDUESE
	51 80 2A	18			
4770755	30 15 1A	20	ACCUMULATEUR	ACCUMULATOR	AKKUMULATOR
4770756	51 60 2A	1	VOYANT NIVEAU HUILE	OIL LEVEL GLASS	OELSTANDANZEIGE
4770760	51 10 1A	28	COUDE	ELBOW	WINKELSTUECK
4770762	51 10 1A	4	BRIDE	FLANGE	FLANSCH
	51 10 1B	4			
4770763	54 25 1A	6	BRIDE	FLANGE	FLANSCH
	54 25 2A	3			
4770766	56 10 1A	1	UNION	CONNECTOR	ANSCHLUSSTEIL
	56 10 1B	1			
4770771	53 50 1A	18	GICLEUR	NOZZLE	SPRITZDUESE
	53 52 1A	18			

REPERTOIRE ALPHANUMERIQUE
NUMERICAL AND ALPHABETICAL INDEX
ALPHABETISCHER NUMERISCHER INDEX

Référence Parts number Teilnummer	Page Page Seite	Repère Item Position	Désignation Designation Beizeichnung		
4770772	53 50 1A	19	GICLEUR	NOZZLE	SPRITZDUESE
	53 52 1A	19			
4770774	54 75 1A	2 .1	CORPS DE VERIN	CYLINDER HOUSING	ZYLINDERGEHAEUSE
4770780	55 10 1A	15	UNION	CONNECTOR	ANSCHLUSSTEIL
4770783	51 60 2A	1 .1	VOYANT NIVEAU HUILE	OIL LEVEL GLASS	OELSTANDANZEIGE
4770784	55 10 1A	16	CLAPET ANTI-RETOUR	CHECK VALVE	RUECKSCHLAGVENTIL
4770785	41 15 1B	7	PRISE DE PRESSION	PRESSURE TAPPING	ANSCHLUSS FUR OLDRUC
	51 10 1B	12			
	51 40 1A	2			
	51 40 2A	2			
	51 80 1A	23			
	51 80 2A	23			
477A0003	10 70 1B	9	INDICATEUR NIVEAU GAZOIL	FUEL LEVEL INDICATOR	FÜLLSTANDSANZEIGER GAZOL
477A0004	41 50 1A	3	POCHETTE DE JOINTS	SEAL (KIT)	DICHTRING (BAUSATZ)
4780014	54 40 1A	6	ROBINET	COCK	ABSPERRHAHN
	54 40 1B	6			
	54 40 2A	6			
	54 40 3A	6			
4780020	10 76 1A	8	CREPINE	STRAINER	SEIHER
4780027	64 60 1A	1	ROBINET	COCK	ABSPERRHAHN
4790015	68 45 1A	20	RESSORT	SPRING	FEDER
4800011	06 25 1A	8	ATTACHE	FASTENER	BEFESTIGUNG
	06 26 1A	10			
4800021	65 22 1A	25	RESSORT DE RAPPEL	RETURN SPRING	RÜCKSTELLFEDERN
	65 22 1B	25			
4810013	68 50 1A	6	RESSORT	SPRING	FEDER
4810027	51 80 1A	10	RESSORT	SPRING	FEDER
	51 80 2A	10			
	54 50 1A	8			
	54 52 1A	8			
	54 65 2A	3			
4810089	68 50 1B	11	RESSORT	SPRING	FEDER
	68 53 1A	11			
4810094	68 50 1B	14	RESSORT	SPRING	FEDER
	68 53 1A	14			
4820020	62 30 1A	19	VERIN PNEUMATIQUE	PNEUMATIC CYLINDER	LUFTZYLINDER
	62 30 1B	19			
4820029	62 35 1A	30	COMPAS	CALIPER	LEHRE
4820031	62 35 1A	3	COMPAS	CALIPER	LEHRE

REPERTOIRE ALPHANUMERIQUE
NUMERICAL AND ALPHABETICAL INDEX
ALPHABETISCHER NUMERISCHER INDEX

Référence Parts number Teilnummer	Page Page Seite	Repère Item Position	Désignation Designation Beizeichnung		
4820038	65 22 1B	35	COMPAS	CALIPER	LEHRE
4830005	06 63 1A	3	CROCHET	HOOK	HAKEN
4830012	06 50 1A	5	CROCHET	HOOK	HAKEN
4830018	68 45 1A	19	CROCHET	HOOK	HAKEN
483A0003	06 63 1A	4	KIT: LANGUETTE	KIT: TONGUE	BAUSATZ: LASCHE
4850007	62 95 1A	15	POULIE	PULLEY	RIEMENSCHEIBE
	62 95 1B	15			
4870005	62 95 1A	2	COURROIE	BELT	RIEMEN
	62 95 1B	2			
4880010	68 60 1A	25	BANDE	TAPE	STREIFEN
	68 60 1B	25			
	68 60 4A	19			
	68 61 1A	25			
	68 61 4A	10			
4880011	62 20 1A	16	PROTECTEUR	PROTECTOR	SCHUTZ
489A0024	42 30 1A	31	VIS	SCREW	SCHRAUBE
489A0026	42 30 1A	39	RONDELLE	WASHER	UNTERLEGSCHEIBE
	42 30 1A	32			
489A0027	42 30 1A	24	VIS	SCREW	SCHRAUBE
489A0028	42 30 1A	36	VIS	SCREW	SCHRAUBE
489A0031	42 30 1A	14	RESSORT	SPRING	FEDER
489A0032	42 30 1A	38	RONDELLE	WASHER	UNTERLEGSCHEIBE
4900079	51 55 1A	1	JOINT TOURNANT	SWIVEL JOINT	DREHVERTEILER
490A0002	51 55 1A	3	POCHETTE DE JOINTS	SEAL (KIT)	DICHTRING (BAUSATZ)
4990016	61 20 1A	1	COURONNE ORIENTATION	SWING CIRCLE	DREHKRANZ
5000031	61 15 1A	20	EMBOUTÀ ROTULE	TOGGLE LINK SOCKET	GELENKSTANGENKOPF
5010071	10 50 1A	1	ACCOUPLEMENT	COUPLING	KUPPLUNG
5010110	21 10 1A	3	CARDAN	UNIVERSAL JOINT	GELENKWELLE
5010113	10 50 1A	2	FLASQUE	FLANGE	FLANSCH
5010118	21 10 1A	10	CARDAN	UNIVERSAL JOINT	GELENKWELLE
5020129	61 10 1A	10	BOITE A OUTILS	TOOL BOX	WERKZEUGKASTEN
5020130	61 10 1A	5	BOITE A OUTILS	TOOL BOX	WERKZEUGKASTEN
5020139	10 70 1A	7	RESERVOIR A GAS-OIL	GAS-OIL STORAGE TANK	KRAFTSTOFFBEHAELTER
5020141	10 70 1B	6	RESERVOIR	TANK	TANK
5020143	10 70 1B	1	RESERVOIR A GAS-OIL	GAS-OIL STORAGE TANK	KRAFTSTOFFBEHAELTER
5020146	61 10 1A	25	COFFRE	BOOT	KASTEN
5020147	61 10 1A	28	COFFRE	BOOT	KASTEN
5020162	51 60 1A	1	RESERVOIR HYDR	HYDRAULIC TANK	HYDRAULIKTANK
5030071	62 10 1A	18	CARTER	SUMP	WANNE
	62 10 1B	18			

Référence Parts number Teilnummer	Page Page Seite	Repère Item Position	Désignation Designation Beizeichnung		
	62 10 1C	18			
5030142	65 20 1A	1	CONSOLE	CONSOLE	KONSOLE
5030143	65 22 1A	30	CONSOLE	CONSOLE	KONSOLE
5030144	65 22 1A	31	CONSOLE	CONSOLE	KONSOLE
5030151	65 22 1B	38	CONSOLE	CONSOLE	KONSOLE
5030152	65 20 1B	1	CONSOLE	CONSOLE	KONSOLE
5030153	65 22 1B	30	CONSOLE	CONSOLE	KONSOLE
5040565	64 50 1B	5	GAINE	SHEATH	HUELLE
5040895	72 50 1A	20	CACHE POUSSIERE	DUST SHIELD	STAUBDECKEL
5040896	72 50 1A	3	CACHE POUSSIERE	DUST SHIELD	STAUBDECKEL
5040897	72 50 1A	4	CACHE POUSSIERE	DUST SHIELD	STAUBDECKEL
5040898	72 50 1A	5	CACHE	MUFF	MUFFE
5040901	72 65 1A	3	KIT : GRILLE	KIT: GRATE	KIT : ROST
5040902	62 95 1A	4	PROTECTION EN TOLE	COVER PLATE	SCHUTZBLECH
5040903	62 40 1A	1	MOUSSE	FOAM	SCHAUMSTOFF
5040904	62 40 1A	2	MOUSSE	FOAM	SCHAUMSTOFF
5040905	62 40 1A	3	MOUSSE	FOAM	SCHAUMSTOFF
5040906	62 40 1A	4	MOUSSE	FOAM	SCHAUMSTOFF
5040908	62 20 1A	11	PLAQUE ISOLANTE	INSULATING PLATE	DAEMMPLATTE
5040911	62 40 1A	6	MOUSSE	FOAM	SCHAUMSTOFF
	62 40 1B	6			
5040912	62 40 1A	7	MOUSSE	FOAM	SCHAUMSTOFF
	62 40 1B	7			
5040913	68 60 1A	34	GAINE	SHEATH	HUELLE
	68 60 1B	34			
	68 61 1A	34			
5040915	68 60 1A	33	CAPUCHON	COWL	HAUBE
	68 60 1B	33			
	68 61 1A	33			
5040920	62 20 1A	11 .1	PLAQUE ISOLANTE	INSULATING PLATE	DAEMMPLATTE
5040929	62 40 1B	3	MOUSSE	FOAM	SCHAUMSTOFF
5040930	62 40 1B	4	MOUSSE	FOAM	SCHAUMSTOFF
5040931	62 40 1B	2	MOUSSE	FOAM	SCHAUMSTOFF
5040932	62 40 1B	1	MOUSSE	FOAM	SCHAUMSTOFF
5040933	62 40 1B	9	MOUSSE	FOAM	SCHAUMSTOFF
5040937	62 40 1B	10	MOUSSE	FOAM	SCHAUMSTOFF
5040938	62 40 1B	11	MOUSSE	FOAM	SCHAUMSTOFF
5040939	62 40 1B	12	MOUSSE	FOAM	SCHAUMSTOFF
5040940	62 40 1B	13	MOUSSE	FOAM	SCHAUMSTOFF
5040941	62 40 1B	14	MOUSSE	FOAM	SCHAUMSTOFF

REPERTOIRE ALPHANUMERIQUE
NUMERICAL AND ALPHABETICAL INDEX
ALPHABETISCHER NUMERISCHER INDEX

Référence Parts number Teilnummer	Page Page Seite	Repère Item Position	Désignation Designation Beizeichnung		
5040949	62 40 1B	15	MOUSSE	FOAM	SCHAUMSTOFF
5040958	62 95 1B	4	PROTECTION EN TOLE	COVER PLATE	SCHUTZBLECH
5040959	68 50 1B	8	PROTECTEUR	PROTECTOR	SCHUTZ
	68 53 1A	8			
5041000	62 10 1C	46	PLAQUE	PLATE	PLATTE
5041004	64 50 1B	44	PLAQUE	PLATE	PLATTE
5041005	64 50 1B	45	PLAQUE	PLATE	PLATTE
5041006	64 50 1B	43	PLAQUE	PLATE	PLATTE
5041013	51 15 1A	22	GAINE	SHEATH	HUELLE
5050016	72 20 1A	12	AMPOULE	BULB	GLUEHLAMPE
	72 25 1A	19			
5050017	72 20 1A	18	AMPOULE	BULB	GLUEHLAMPE
5050042	72 25 1A	20	AMPOULE	BULB	GLUEHLAMPE
5050043	72 20 1A	13	AMPOULE	BULB	GLUEHLAMPE
5050044	72 20 1A	14	AMPOULE	BULB	GLUEHLAMPE
5050046	72 25 1A	15	AMPOULE	BULB	GLUEHLAMPE
5060100	71 20 1A	25	DIODE	DIODE	DIODE
	71 20 1B	25			
	71 20 1C	25			
5060101	71 30 1C	51	CONNECTEUR	CONNECTOR	STECKVERBINDER
5070026	71 10 1A	2	CONNECTEUR	CONNECTOR	STECKVERBINDER
	71 20 1A	2			
	71 20 1B	2			
	71 20 1C	2			
	71 20 1D	2			
	71 60 1A	2			
5080012	72 50 1A	35	CONNECTEUR	CONNECTOR	STECKVERBINDER
5080014	71 40 1A	2	CONNECTEUR	CONNECTOR	STECKVERBINDER
5080030	71 35 1A	12	CONNECTEUR	CONNECTOR	STECKVERBINDER
	71 35 1B	12			
	71 35 1C	12			
5080077	71 30 1A	10	CONNECTEUR	CONNECTOR	STECKVERBINDER
	71 30 1B	9			
	71 30 1C	9			
5080090	71 10 1A	3	CONNECTEUR	CONNECTOR	STECKVERBINDER
	71 15 1A	2			
	71 15 1B	2			
	71 30 1A	30			
	71 30 1B	29			
	71 30 1C	29			

REPERTOIRE ALPHANUMERIQUE
NUMERICAL AND ALPHABETICAL INDEX
ALPHABETISCHER NUMERISCHER INDEX

Référence Parts number Teilnummer	Page Page Seite	Repère Item Position		Désignation Designation Beizeichnung	
	71 60 1A	3			
5080091	71 10 1A	4	VERROU	LATCH	RIEGEL
	71 15 1A	3			
	71 15 1B	3			
	71 30 1A	31			
	71 30 1B	30			
	71 30 1C	30			
	71 60 1A	4			
5080092	71 10 1A	5	CONNECTEUR	CONNECTOR	STECKVERBINDER
	71 20 1A	3			
	71 20 1B	3			
	71 20 1C	3			
	71 20 1D	3			
	71 30 1A	29			
	71 30 1B	28			
	71 30 1C	28			
	72 15 1A	3			
5080093	71 10 1A	6	VERROU	LATCH	RIEGEL
	71 20 1A	4			
	71 20 1B	4			
	71 20 1C	4			
	71 20 1D	4			
	71 30 1A	28			
	71 30 1B	27			
	71 30 1C	27			
	72 15 1A	4			
5080095	71 15 1A	4	CONNECTEUR	CONNECTOR	STECKVERBINDER
	71 20 1A	5			
	71 20 1B	5			
	71 20 1C	5			
	71 20 1D	5			
	71 30 1C	52			
	71 31 1A	2			
	71 37 1A	2			
	71 75 1A	2			
5080096	71 15 1A	5	VERROU	LATCH	RIEGEL
	71 20 1A	6			
	71 20 1B	6			
	71 20 1C	6			
	71 20 1D	6			

Référence Parts number Teilnummer	Page Page Seite	Repère Item Position	Désignation Designation Beizeichnung		
	71 30 1C	47			
	71 31 1A	3			
	71 37 1A	3			
	71 75 1A	3			
5080097	10 70 1B	4	CONNECTEUR	CONNECTOR	STECKVERBINDER
	71 45 1A	2			
	71 47 1A	2			
	72 25 1A	26			
5080098	10 70 1B	5	VERROU	LATCH	RIEGEL
	71 45 1A	3			
	71 47 1A	3			
	72 25 1A	27			
5080099	71 35 1A	23	CONNECTEUR	CONNECTOR	STECKVERBINDER
	71 50 1A	2			
	71 52 1A	2			
	71 55 1A	2			
	72 25 1A	36			
	72 50 1A	13			
	72 60 1A	5			
5080100	71 35 1A	24	VERROU	LATCH	RIEGEL
	71 50 1A	3			
	71 52 1A	3			
	71 55 1A	3			
	72 25 1A	37			
	72 50 1A	14			
	72 60 1A	6			
5080103	71 20 1A	7	CONNECTEUR	CONNECTOR	STECKVERBINDER
	71 20 1B	30			
	71 20 1B	7			
	71 20 1C	7			
	71 20 1D	7			
	71 30 1B	47			
	71 70 1A	6			
	71 75 1A	8			
	71 80 1A	8			
	72 20 1A	42			
5080105	71 20 1A	8	VERROU	LATCH	RIEGEL
	71 20 1B	31			
	71 20 1B	8			
	71 20 1C	8			

Référence Parts number Teilnummer	Page Page Seite	Repère Item Position	Désignation Designation Beizeichnung		
	71 20 1D	8			
	71 30 1B	48			
	71 70 1A	7			
	71 75 1A	9			
	71 80 1A	9			
	72 20 1A	43			
5080106	71 30 1A	36	VERROU	LATCH	RIEGEL
	71 30 1B	35			
	71 30 1C	35			
5080107	71 10 1A	8	BOUCHON	PLUG	VERSCHL.STOPFEN
	71 20 1A	9			
	71 20 1B	32			
	71 20 1B	9			
	71 20 1C	9			
	71 20 1D	9			
	71 30 1A	15			
	71 30 1B	14			
	71 30 1C	14			
	71 31 1A	4			
	71 35 1A	13			
	71 35 1B	2			
	71 35 1C	2			
	71 55 1A	4			
	71 60 1A	5			
	71 70 1A	8			
	71 75 1A	10			
	71 80 1A	10			
	72 15 1A	6			
	72 20 1A	44			
5080108	71 20 1A	10	CONNECTEUR	CONNECTOR	STECKVERBINDER
	71 20 1B	10			
	71 20 1C	10			
	71 25 1A	2			
	71 35 1A	4			
	71 35 1B	4			
	71 35 1C	4			
	71 80 1A	2			
5080109	71 30 1C	50	CONNECTEUR	CONNECTOR	STECKVERBINDER
5080110	71 20 1A	11	CONNECTEUR	CONNECTOR	STECKVERBINDER
	71 20 1B	11			

Référence Parts number Teilnummer	Page Page Seite	Repère Item Position	Désignation Designation Beizeichnung		
	71 20 1C	11			
	71 20 1D	11			
5080112	71 20 1A	12	VERROU	LATCH	RIEGEL
	71 20 1B	12			
	71 20 1C	12			
	71 20 1D	12			
5080114	71 10 1A	10	CONNECTEUR	CONNECTOR	STECKVERBINDER
	71 20 1A	13			
	71 20 1B	13			
	71 20 1C	13			
	71 20 1D	13			
	71 30 1A	32			
	71 30 1B	31			
	71 30 1C	31			
	71 35 1A	14			
5080115	71 10 1A	11	VERROU	LATCH	RIEGEL
	71 20 1A	14			
	71 20 1B	14			
	71 20 1C	14			
	71 20 1D	14			
	71 30 1A	33			
	71 30 1B	32			
	71 30 1C	32			
	71 35 1A	15			
5080126	51 45 1A	6	CONNECTEUR	CONNECTOR	STECKVERBINDER
	51 47 1A	6			
5080128	71 35 1A	5	CONNECTEUR	CONNECTOR	STECKVERBINDER
	71 35 1B	5			
	71 35 1C	5			
5080129	71 35 1A	6	VERROU	LATCH	RIEGEL
	71 35 1B	6			
	71 35 1C	6			
5080153	71 10 1A	12	CONNECTEUR	CONNECTOR	STECKVERBINDER
	71 30 1A	34			
	71 30 1B	33			
	71 30 1C	33			
5080154	71 20 1A	15	CONNECTEUR	CONNECTOR	STECKVERBINDER
	71 20 1B	15			
	71 20 1C	15			
	71 20 1D	15			

REPERTOIRE ALPHANUMERIQUE
NUMERICAL AND ALPHABETICAL INDEX
ALPHABETISCHER NUMERISCHER INDEX

Référence Parts number Teilnummer	Page Page Seite	Repère Item Position		Désignation Designation Beizeichnung	
	72 15 1A	11			
5080155	71 10 1A	13	VERROU	LATCH	RIEGEL
	71 30 1A	26			
	71 30 1B	25			
	71 30 1C	25			
5080156	71 20 1A	16	VERROU	LATCH	RIEGEL
	71 20 1B	16			
	71 20 1C	16			
	71 20 1D	16			
	72 15 1A	12			
5080734	71 30 1A	17	CONNECTEUR	CONNECTOR	STECKVERBINDER
	71 35 1B	3			
	71 35 1C	3			
5080742	71 35 1A	7	CONNECTEUR	CONNECTOR	STECKVERBINDER
	71 35 1B	7			
	71 35 1C	7			
5080749	71 30 1B	16	CONNECTEUR	CONNECTOR	STECKVERBINDER
	71 30 1C	16			
	71 35 1A	3			
5080758	71 20 1A	32	PORTE FUSIBLE	FUSE HOLDER	SICHERUNGSHALTER
	71 20 1B	23			
	71 20 1C	23			
	71 20 1D	23			
5080759	71 20 1A	17	CONNECTEUR	CONNECTOR	STECKVERBINDER
	71 20 1B	17			
	71 20 1C	17			
	71 20 1D	17			
5080763	71 20 1B	43	CONNECTEUR	CONNECTOR	STECKVERBINDER
	71 20 1C	33			
	71 20 1D	33			
5080764	71 30 1A	38	CONNECTEUR	CONNECTOR	STECKVERBINDER
	71 30 1B	37			
	71 30 1C	37			
5080765	71 35 1A	17	CONNECTEUR	CONNECTOR	STECKVERBINDER
	71 35 1B	15			
	71 35 1C	15			
5080766	71 35 1A	8	CONNECTEUR	CONNECTOR	STECKVERBINDER
	71 35 1B	8			
	71 35 1C	8			
5080768	71 25 1A	3	CONNECTEUR	CONNECTOR	STECKVERBINDER

REPERTOIRE ALPHANUMERIQUE
NUMERICAL AND ALPHABETICAL INDEX
ALPHABETISCHER NUMERISCHER INDEX

Référence Parts number Teilnummer	Page Page Seite	Repère Item Position	Désignation Designation Beizeichnung		
5080769	71 25 1A	4	CONNECTEUR	CONNECTOR	STECKVERBINDER
5080770	71 25 1A	5	CONNECTEUR	CONNECTOR	STECKVERBINDER
5080771	72 15 1A	7	CONNECTEUR	CONNECTOR	STECKVERBINDER
	81 20 1A	8			
5080772	72 10 1A	7	BRIDE	FLANGE	FLANSCH
5080774	71 10 1A	15	CONNECTEUR	CONNECTOR	STECKVERBINDER
	71 30 1A	11			
	71 30 1B	10			
	71 30 1C	10			
5080776	71 10 1A	24	CAPOT	HOOD	HAUBE
	71 15 1B	8			
	71 20 1B	36			
	71 20 1C	42			
	71 20 1D	32			
	71 30 1A	37			
	71 30 1B	36			
	71 30 1C	36			
5080777	71 10 1A	23	CONNECTEUR	CONNECTOR	STECKVERBINDER
	71 15 1B	7			
	71 20 1B	37			
	71 20 1C	41			
	71 20 1D	28			
5080779	71 30 1A	43	CAPOT	HOOD	HAUBE
	71 30 1B	41			
	71 30 1C	41			
5080780	71 30 1A	7	CONNECTEUR	CONNECTOR	STECKVERBINDER
	71 30 1B	6			
	71 30 1C	6			
5080781	71 20 1B	38	CONNECTEUR	CONNECTOR	STECKVERBINDER
	71 20 1C	29			
	71 20 1D	29			
	71 40 1A	3			
5080784	71 20 1B	40	CONNECTEUR	CONNECTOR	STECKVERBINDER
	71 20 1C	37			
	71 20 1D	37			
5080786	71 30 1A	35	CONNECTEUR	CONNECTOR	STECKVERBINDER
	71 30 1B	34			
	71 30 1C	34			
5080787	71 30 1A	4	CONNECTEUR	CONNECTOR	STECKVERBINDER
	71 30 1B	3			

REPERTOIRE ALPHANUMERIQUE
NUMERICAL AND ALPHABETICAL INDEX
ALPHABETISCHER NUMERISCHER INDEX

Référence Parts number Teilnummer	Page Page Seite	Repère Item Position	Désignation Designation Beizeichnung		
	71 30 1C	3			
5080788	71 30 1A	3	CONNECTEUR	CONNECTOR	STECKVERBINDER
	71 30 1B	2			
	71 30 1C	2			
5080789	71 30 1A	6	CONNECTEUR	CONNECTOR	STECKVERBINDER
	71 30 1B	5			
	71 30 1C	5			
5080790	71 30 1A	5	CONNECTEUR	CONNECTOR	STECKVERBINDER
	71 30 1B	4			
	71 30 1C	4			
5080791	71 30 1C	48	CONNECTEUR	CONNECTOR	STECKVERBINDER
	71 31 1A	8			
	71 70 1A	11			
	71 85 1A	1			
5080792	71 37 1A	5	CONNECTEUR	CONNECTOR	STECKVERBINDER
5080793	71 30 1A	27	CONNECTEUR	CONNECTOR	STECKVERBINDER
	71 30 1B	26			
	71 30 1C	26			
5080794	71 30 1A	16	CONNECTEUR	CONNECTOR	STECKVERBINDER
	71 30 1B	15			
	71 30 1C	15			
5080795	71 30 1A	20	CONNECTEUR	CONNECTOR	STECKVERBINDER
	71 30 1B	19			
	71 30 1C	19			
5080796	71 30 1A	23	CONNECTEUR	CONNECTOR	STECKVERBINDER
	71 30 1B	22			
	71 30 1C	22			
5080797	71 30 1A	25	VERROU	LATCH	RIEGEL
	71 30 1B	24			
	71 30 1C	24			
5080798	71 30 1A	13	CONNECTEUR	CONNECTOR	STECKVERBINDER
	71 30 1B	12			
	71 30 1C	12			
5080799	71 10 1A	25	CONNECTEUR	CONNECTOR	STECKVERBINDER
	71 30 1A	9			
	71 30 1B	8			
	71 30 1C	8			
5080800	71 20 1A	29	CONNECTEUR	CONNECTOR	STECKVERBINDER
	71 20 1B	42			
	71 20 1C	32			

Référence Parts number Teilnummer	Page Page Seite	Repère Item Position	Désignation Designation Beizeichnung		
	71 20 1D	10			
	72 20 1A	39			
5080803	71 35 1A	30	CONNECTEUR	CONNECTOR	STECKVERBINDER
	71 35 1B	13			
	71 35 1C	13			
5080806	71 40 1A	10	JONCTION CABLE	CABLE JUNCTION	KABELVERTEILER
5080809	71 20 1C	31	CONNECTEUR	CONNECTOR	STECKVERBINDER
	71 20 1D	31			
	71 35 1A	31			
5080812	71 35 1A	18	CONNECTEUR	CONNECTOR	STECKVERBINDER
	71 35 1B	16			
	71 35 1C	16			
5080841	71 30 1C	53	ECROU	NUT	MUTTER
5080842	71 30 1C	49	RONDELLE	WASHER	UNTERLEGSCHEIBE
5090014	71 20 1A	18	CLIP	CLIP	KLIPP
	71 20 1B	18			
	71 20 1C	18			
	71 25 1A	6			
	71 35 1A	25			
	71 35 1A	9			
	71 35 1B	9			
	71 35 1C	9			
	71 80 1A	3			
5090040	71 20 1D	43	COSSE	THIMBLE	KABELSCHUH
5090059	71 40 1A	9	COSSE	THIMBLE	KABELSCHUH
	71 70 1A	10			
	71 75 1A	11			
	71 80 1A	7			
	71 85 1A	2			
	72 20 1A	36			
5090082	71 70 1A	2	DOUILLE	SOCKET	BUCHSE
5090096	71 10 1A	7	COSSE	THIMBLE	KABELSCHUH
	71 15 1B	11			
	71 20 1B	33			
	71 20 1C	35			
	71 20 1D	35			
	71 30 1B	42			
	71 30 1C	42			
	71 35 1A	26			
	71 60 1A	6			

Référence Parts number Teilnummer	Page Page Seite	Repère Item Position	Désignation Designation Beizeichnung		
	72 15 1A	8			
	81 20 1A	5			
5090098	71 20 1C	44	COSSE	THIMBLE	KABELSCHUH
	71 20 1D	25			
5090105	71 40 1A	4	LANGUETTE	TONGUE	LASCHE
	72 50 1A	36			
5090106	10 70 1B	3	PINS		
	71 15 1A	9			
	71 15 1B	5			
	71 30 1A	14			
	71 30 1B	13			
	71 30 1C	13			
	71 31 1A	5			
	71 35 1A	27			
	71 35 1A	11			
	71 50 1A	4			
	71 52 1A	4			
	71 55 1A	5			
	71 60 1A	7			
	72 25 1A	38			
	72 25 1A	28			
	72 50 1A	15			
	72 60 1A	7			
5090107	71 10 1A	14	PINS		
	71 15 1B	4			
	71 30 1A	19			
	71 30 1B	18			
	71 30 1C	18			
	71 35 1A	2			
	71 45 1A	4			
	71 47 1A	4			
	71 50 1A	5			
	71 52 1A	5			
	71 60 1A	8			
	71 75 1A	5			
	71 80 1A	4			
	72 20 1A	37			
5090108	71 10 1A	9	SOCKET	SOCKET	SOCKET
	71 15 1A	6			
	71 20 1A	19			

Référence Parts number Teilnummer	Page Page Seite	Repère Item Position	Désignation Designation Beizeichnung		
	71 20 1B	19			
	71 20 1C	19			
	71 20 1D	19			
	71 30 1A	18			
	71 30 1B	17			
	71 30 1C	17			
	71 31 1A	6			
	71 35 1A	10			
	71 35 1B	10			
	71 35 1C	10			
	71 70 1A	3			
	71 80 1A	6			
	72 15 1A	5			
5090109	71 10 1A	16	SOCKET	SOCKET	SOCKET
	71 20 1B	34			
	71 20 1D	42			
	71 30 1A	22			
	71 30 1B	21			
	71 30 1C	21			
	71 35 1B	11			
	71 35 1C	11			
	71 37 1A	4			
	71 70 1A	9			
	71 75 1A	4			
	72 20 1A	41			
5090116	71 40 1A	5	COSSE	THIMBLE	KABELSCHUH
5090143	10 76 1A	9	COSSE	THIMBLE	KABELSCHUH
	71 37 1A	7			
5090146	71 10 1A	17	PINS		
	71 30 1A	24			
	71 30 1B	23			
	71 30 1C	23			
	71 70 1A	4			
5090147	71 20 1A	20	SOCKET	SOCKET	SOCKET
	71 20 1B	20			
	71 20 1C	20			
	71 20 1D	20			
	71 30 1A	21			
	71 30 1B	20			
	71 30 1C	20			

Référence Parts number Teilnummer	Page Page Seite	Repère Item Position	Désignation Designation Beizeichnung		
	72 15 1A	13			
5090152	71 35 1A	16	CLIP	CLIP	KLIPP
	71 35 1B	14			
	71 35 1C	14			
5090158	71 20 1B	44	SOCKET	SOCKET	SOCKET
	71 20 1C	34			
	71 20 1D	34			
5090159	71 30 1A	39	CONTACT	CONTACT	KONTAKT
	71 30 1B	38			
	71 30 1C	38			
5090164	71 20 1B	39	CONTACT	CONTACT	KONTAKT
	71 20 1C	30			
	71 20 1D	30			
	71 35 1A	29			
	71 40 1A	6			
5090168	71 20 1B	41	COSSE	THIMBLE	KABELSCHUH
	71 20 1C	38			
	71 20 1D	38			
5090169	71 30 1A	8	COSSE	THIMBLE	KABELSCHUH
	71 30 1B	7			
	71 30 1C	7			
5090170	71 20 1A	26	CLIP	CLIP	KLIPP
	71 20 1B	26			
	71 20 1C	26			
	71 20 1D	18			
	72 20 1A	38			
5090171	71 30 1B	44	CLIP	CLIP	KLIPP
	71 30 1C	44			
	71 37 1A	6			
	71 70 1A	12			
	71 85 1A	3			
5090173	71 30 1B	45	CLIP	CLIP	KLIPP
	71 30 1C	45			
	71 31 1A	9			
	71 70 1A	13			
5090174	71 10 1A	26	CLIP	CLIP	KLIPP
	71 30 1A	42			
	71 30 1B	40			
	71 30 1C	40			
5090175	71 35 1A	19	CLIP	CLIP	KLIPP

REPERTOIRE ALPHANUMERIQUE
NUMERICAL AND ALPHABETICAL INDEX
ALPHABETISCHER NUMERISCHER INDEX

Référence Parts number Teilnummer	Page Page Seite	Repère Item Position	Désignation Designation Beizeichnung		
	71 35 1B	17			
	71 35 1C	17			
5090176	51 60 3A	6	COSSE	THIMBLE	KABELSCHUH
5110053	72 50 1A	18	CONTACTEUR	SWITCH	SCHALTER
5110055	10 70 1A	6	JAUGE GASOIL	FUEL INDICATOR	FUELLSTANDANZEIGE
5110061	72 30 1A	9	MICRO CONTACTEUR	MICRO SWITCH	MIKROSCHALTER
5110062	72 50 1A	22	INTERRUPTEUR	SWITCH	ABSCHALTER
	72 50 1A	6			
5110070	10 70 1B	2	JAUGE GASOIL	FUEL INDICATOR	FUELLSTANDANZEIGE
5120013	71 20 1A	28	FUSIBLE	FUSE	SICHERUNG
	71 20 1B	28			
	71 20 1C	28			
	72 30 1A	1			
5120014	72 30 1A	2	FUSIBLE	FUSE	SICHERUNG
5120015	72 10 1A	17	COUPE BATTERIE	BATTERY CUT - OUT	BATTERIEABSCHALTUNG
5120016	72 30 1A	3	FUSIBLE	FUSE	SICHERUNG
5120018	72 30 1A	4	FUSIBLE	FUSE	SICHERUNG
5120019	72 30 1A	5	FUSIBLE	FUSE	SICHERUNG
5120023	71 20 1A	27	FUSIBLE	FUSE	SICHERUNG
	72 30 1A	6			
5120030	72 10 1A	18	COUPE CIRCUIT	BREAKER	ABSCHALTER
5120035	72 10 1A	8	FUSIBLE	FUSE	SICHERUNG
5120037	71 20 1A	33	FUSIBLE	FUSE	SICHERUNG
	71 20 1B	27			
	71 20 1C	27			
	71 20 1D	27			
5130030	72 60 1A	4	DETECTEUR PROXIMITÉ	PRIORITY DETECTOR	NÄHERUNGSSCHALTER
5130054	55 60 1A	3	CONNECTEUR	CONNECTOR	STECKVERBINDER
5130080	10 40 1A	7	INDICATEUR	INDICATOR	ANZEIGER
5130098	72 20 1A	8	AVERTISSEUR	HORN	HUPE
5130112	72 25 1A	23	AVERTISSEUR RECUL	BACK-UP WARNING UNIT	RÜCK FAHRMELDER
5130132	71 10 1A	18	TETE D'ELECTRO-VALVE	ELECTRO-VALVE HEAD	KOPF (ELEKTROVENTIL)
	71 15 1A	7			
	71 15 1B	6			
	71 45 1A	5			
	71 47 1A	5			
	71 50 1A	6			
	71 52 1A	6			
	71 55 1A	6			
5130154	72 40 1A	1	BOUTON POUSSOIR	PUSH BOTTON	DRUCKKNOPF

REPERTOIRE ALPHANUMERIQUE
NUMERICAL AND ALPHABETICAL INDEX
ALPHABETISCHER NUMERISCHER INDEX

Référence Parts number Teilnummer	Page Page Seite	Repère Item Position	Désignation Designation Beizeichnung		
5130155	72 50 1A	19	CONTACTEUR	SWITCH	SCHALTER
5130156	30 15 1A	7	MANO CONTACT	MANO-CONTACT	DRUCKREGLER
5130157	30 15 1A	5	MANO CONTACT	MANO-CONTACT	DRUCKREGLER
5130162	51 15 1A	11	MANO CONTACT	MANO-CONTACT	DRUCKREGLER
5130163	72 50 1A	10	BOUTON ROTATIF	TURN BUTTON	DREHKNOPF
5130164	72 50 1A	7	TOUCHE	SWITCH KEY	ANSCHLAG
5130165	72 50 1A	8	TOUCHE	SWITCH KEY	ANSCHLAG
5130166	72 50 1A	9	TOUCHE	SWITCH KEY	ANSCHLAG
5130167	72 50 1A	21	TOUCHE	SWITCH KEY	ANSCHLAG
5130169	54 10 1A	19	MANO CONTACT	MANO-CONTACT	DRUCKREGLER
	54 10 1B	19			
	54 20 3A	8			
5130171	72 40 1A	9	BOUTON POUSSOIR	PUSH BOTTON	DRUCKKNOPF
5130172	72 40 1A	12	CONTACT	CONTACT	KONTAKT
5130173	54 10 1A	25	MANO CONTACT	MANO-CONTACT	DRUCKREGLER
5130174	72 50 1A	31	INTERRUPTEUR	SWITCH ASS'Y	ABSCHALTER
5140018	72 20 1A	23	PASSE- FILS	GROMMET	GUMMITUELLE
5140057	05 20 1A	8	SUSPENSION	SUSPENSION	ABFEDERUNG
	10 60 1A	8			
	10 60 1B	8			
5140275	10 30 1A	12	SUSPENSION	SUSPENSION	AUFHAENGUNG
5140356	10 76 1A	10	PASSE- FILS	GROMMET	GUMMITUELLE
5140430	64 50 1A	2	SUSPENSION	SUSPENSION	ABFEDERUNG
5140432	10 20 1A	6	TUYAU D'ECHAPPEMENT	EXHAUST PIPE	AUSPUFFROHR
	10 20 1B	6			
5140433	10 20 1A	5	ECHAPPEMENT	EXHAUST	AUSPUFF
	10 20 1B	5			
5140435	62 10 1A	41	PASSE- FILS	GROMMET	GUMMITUELLE
	62 10 1B	41			
	62 10 1C	41			
5140438	61 15 1A	8	BUTEE	CATCH	FALLE
5140439	10 20 1A	15	ISOLANT	INSULATION	ISOLIERUNG
	10 20 1B	15			
5140440	10 20 1A	16	ISOLANT	INSULATION	ISOLIERUNG
	10 20 1B	16			
5140442	72 10 1A	6	ECROU	NUT	MUTTER
5140443	72 30 1A	11	SUSPENSION	SUSPENSION	ABFEDERUNG
5140446	64 50 1A	19	TAPIS	MAT	MATTE
5140448	64 10 1A	6	BUTEE	CATCH	FALLE
5140454	10 75 1B	34	SUSPENSION	SUSPENSION	ABFEDERUNG

REPERTOIRE ALPHANUMERIQUE
NUMERICAL AND ALPHABETICAL INDEX
ALPHABETISCHER NUMERISCHER INDEX

Référence Parts number Teilnummer	Page Page Seite	Repère Item Position	Désignation Designation Beizeichnung		
	10 75 1C	28			
	81 20 1A	9			
5140457	64 50 1B	19	TAPIS	MAT	MATTE
5140459	64 50 1B	41	TAPIS	MAT	MATTE
5140460	64 50 1B	40	TAPIS	MAT	MATTE
5140476	64 50 1B	39	TAPIS ISOLANT	INSULATING MAT	DAEMMATTE
5140480	64 50 1B	2	SUSPENSION	SUSPENSION	ABFEDERUNG
5160356	72 50 1A	16	POTENTIOMETRE	POTENTIOMETER	POTENTIOMETER
5160367	72 50 1A	37	POTENTIOMETRE	POTENTIOMETER	POTENTIOMETER
516A0001	72 50 1A	33	CLE DE CONTACT	IGNITION KEY	ZUENDSCHLUESSEL
5170019	72 25 1A	31	CATADIOPTRE	REFECTOR	REFLEKTOR
	72 25 1A	8			
5170023	72 30 1A	7	CENTRALE CLIGNOTANTE	FLASHER UNIT	BLINKLICHTANLAGE
5170033	72 25 1A	14	FEU DE PLAQUE	NUMBER PLATE LIGHT	KENNZEICHENLEUCHT
5170071	72 20 1A	15	GYROPHARE	REVOLVING LIGHT	RUNDUMBELEUCHTUNG
5170074	72 20 1A	25	CATADIOPTRE	REFECTOR	REFLEKTOR
5170075	72 20 1A	19	SIGNAL	SIGNAL	SIGNAL
5170095	72 20 1A	2	PHARE AVANT	HEADLAMP	SCHEINWERFER
5170096	72 20 1A	1	PHARE AVANT	HEADLAMP	SCHEINWERFER
5170099	72 25 1A	1	FEU DE STOP	BRAKE LIGHT	BREMSLEUCHTE
5170100	72 25 1A	2	FEU CLIGNOTANT	BLINKER LIGHT	BLINKLEUCHTE
5170101	72 25 1A	3	FEU CLIGNOTANT/RECUL	BLINKER /REVERSE LIGHT	BLINK/RUECKFAHR LEUCHTE
5170179	72 25 1A	35	FEU DE STOP	BRAKE LIGHT	BREMSLEUCHTE
5180019	72 10 1A	1	BATTERIE	BATTERY	BATTERIE
5180046	72 65 1A	1	RADIO	RADIO	RADIO
5180069	72 20 1A	30	PRISE ELECTRIQUE	ELECTRICAL PLUG	STECKER
5180111	72 15 1A	2	COLLECTEUR	MANILOLD	KOLLEKTOR
5180115	72 65 1A	2	KIT : HAUT PARLEUR	KIT: AMPLIFIER	KIT : LAUTSPRECHER
5190177	21 52 1A	2	ROUES	WHEELS	RÄDER
5190178	21 52 1A	3	ROUES	WHEELS	RÄDER
5190203	21 52 1A	1	ROUES JUMELEES	DUAL WHEELS	VERBUNDENE RÄDER
5190205	21 51 1A	6	ROUES LARGES	BROAD WHEELS	BREITE RÄDER
5190206	21 52 1A	11	ROUES POLYURÉTHANE	WHEELS POLYURETHANE	RÄDER POLYURETHAN
5190207	21 52 1A	12	ROUES POLYURÉTHANE	WHEELS POLYURETHANE	RÄDER POLYURETHAN
5190209	21 51 1A	5	ROUES LARGES POLYURETHANE	BROAD WHEELS POLYURETHANE	BREITE RÄDER POLYURETHAN
5190210	21 52 1A	10	ROUES JUMELEES POLYURETHANE	DUAL WHEELS POLYURETHANE	VERBUNDENE RÄDER POLYURETHAN
5190218	21 50 1A	1	ROUES	WHEELS	RÄDER

Référence Parts number Teilnummer	Page Page Seite	Repère Item Position	Désignation Designation Beizeichnung		
5190220	21 51 1A	1	ROUES LARGES	BROAD WHEELS	BREITE RÄDER
5200095	21 52 1A	8	JANTE	RIM	RADFELGE
5200097	21 50 1A	2	JANTE	RIM	RADFELGE
5200098	21 52 1A	5	JANTE	RIM	RADFELGE
5200104	21 51 1A	2	JANTE	RIM	RADFELGE
5220040	51 80 1A	16	DISTRIBUTEUR	DISTRIBUTOR	VERTEILER
	51 80 2A	16			
5220047	55 50 1A	5	CLAPET	NON RETURN VALVE	RUECKSCHL.VENTIL
5220091	51 85 1A	2	TETE ELECTRO-VALVE COMPLETE	COMPLETE ELECTRO-VALVE	KOMPLETT KOPF ELEKTROVENTIL
	55 60 1A	2			
5220097	51 80 1A	17	REDUCTEUR PRESSION	PRESSURE REDUCER	DRUCKMINDERER
	51 80 2A	17			
5220100	51 91 1A	3	SOLENOIDE	SOLENOID	SOLENOID
	51 92 1A	3			
	51 93 1A	3			
	53 70 1A	8			
	53 75 1A	6			
5220103	51 85 1A	6	SOLENOIDE	SOLENOID	SOLENOID
5220105	53 70 1A	7	ELECTRO-DISTRIBUTEUR	SOLENOID-VALVE	ELEKTROVENTIL
	53 75 1A	5			
5220107	56 51 1A	3	SOLENOIDE	SOLENOID	SOLENOID
5220109	51 91 1A	2	ELECTRO-DISTRIBUTEUR	SOLENOID-VALVE	ELEKTROVENTIL
	51 92 1A	2			
	51 93 1A	2			
5220110	41 65 1A	4	VALVE SOLENOIDE	SOLENOID VALVE	MAGNETVENTIL
5220111	41 65 1A	3	REDUCTEUR PRESSION	PRESSURE REDUCER	DRUCKMINDERER
5220112	51 80 2A	26	DISTRIBUTEUR	DISTRIBUTOR	VERTEILER
5220113	53 50 1A	20	CLAPET ANTI-RETOUR	CHECK VALVE	RUECKSCHLAGVENTIL
	53 52 1A	20			
	54 60 1A	19			
5220115	53 50 1A	21	CARTOUCHE	CARTRIDGE	EINSATZ
	53 52 1A	21			
	54 60 1A	20			
5220122	53 60 1A	8	CLAPET ANTI-RETOUR	CHECK VALVE	RUECKSCHLAGVENTIL
	53 62 1A	8			
5220130	53 50 1A	31	CLAPET ANTI-RETOUR	CHECK VALVE	RUECKSCHLAGVENTIL
	53 52 1A	31			
	54 60 1A	26			
5220132	54 75 1B	14	CLAPET	NON RETURN VALVE	RUECKSCHL.VENTIL

REPERTOIRE ALPHANUMERIQUE
NUMERICAL AND ALPHABETICAL INDEX
ALPHABETISCHER NUMERISCHER INDEX

Référence Parts number Teilnummer	Page Page Seite	Repère Item Position	Désignation Designation Beizeichnung		
5220133	51 65 1A	6	LIMITEUR	LIMITER	SPARDUESE
5220135	54 60 1B	14	CLAPET ANTI-RETOUR	CHECK VALVE	RUECKSCHLAGVENTIL
5240010	72 50 1A	17	RESISTANCE	RESISTOR	WIDERSTAND
5240011	72 50 1A	38	RESISTANCE	RESISTOR	WIDERSTAND
5250043	21 52 1A	6	PNEU (MITAS)	TYRE (MITAS)	REIFEN (MITAS)
5250050	21 51 1A	7	PNEU (MITAS)	TYRE (MITAS)	REIFEN (MITAS)
5250051	21 51 1A	4	PNEU (MITAS)	TYRE (MITAS)	REIFEN (MITAS)
5250056	21 50 1A	4	PNEU (ALLIANCE)	TYRE (ALLIANCE)	REIFEN (ALLIANCE)
5250058	21 51 1A	8	PNEU (ALLIANCE)	TYRE (ALLIANCE)	REIFEN (ALLIANCE)
5260002	21 50 1A	3	VALVE	VALVE	VENTIL
5260019	21 51 1A	3	VALVE	VALVE	VENTIL
5260020	21 52 1A	7	RALLONGE	EXTENSION	VERLAENGERUNG
5260021	21 52 1A	9	RALLONGE	EXTENSION	VERLAENGERUNG
5260023	21 52 1A	4	ANNEAU DE ROUE	RIM	RADRING
5270199	62 30 1A	1	POIGNEE	HANDLE	HANDGRIFF
	62 30 1B	1			
	62 35 1A	1			
5270484	65 50 1A	1	VOLANT DIRECTION	STEERING WHEEL	LENKRAD
5270619	65 50 1A	5	COLONNE DIRECTION INCLINABLE	STEERING COLUMN ADJUSTABLE	LENKSÄULE VERSTELLBAR
5270623	72 40 1A	2 .2	CLAVIER DE COMMANDE	CONTROL CLUSTER	AUFTRAGSTASTATUR
5270626	72 40 1A	2 .0	CLAVIER DE COMMANDE	CONTROL CLUSTER	AUFTRAGSTASTATUR
527A0049	30 20 1A	3	SOUFFLET	BELLOWS	FALTENBALG
527A0050	30 20 1A	2	VALVE	VALVE	VENTIL
527A0051	30 20 1A	4	PEDALE	PEDAL	PEDAL
527A0052	30 20 1A	5	CAOUTCHOUC	RUBBER	GUMMI
527A0053	22 50 1A	2	CAOUTCHOUC	RUBBER	GUMMI
	51 75 1A	2			
527A0054	22 50 1A	4	POCHETTE DE JOINTS	SEAL (KIT)	DICHTRING (BAUSATZ)
	51 75 1A	4			
527A0055	22 50 1A	3	SOUFFLET	BELLOWS	FALTENBALG
	51 75 1A	3			
527A0057	65 50 1A	10	COLONNE	COLUMN	SAEULE
527A0058	65 50 1A	7	CACHE	MUFF	MUFFE
527A0059	65 50 1A	6	CACHE	MUFF	MUFFE
527A0060	65 50 1A	8	CACHE	MUFF	MUFFE
527A0061	65 50 1A	9	CACHE	MUFF	MUFFE
527A0062	72 45 1A	2	VOYANT	HEATER SIGNAL	KONTROLLEUCHTE
527A0063	72 45 1A	3	VOYANT	HEATER SIGNAL	KONTROLLEUCHTE
527A0064	72 45 1A	7	TOUCHE	SWITCH KEY	ANSCHLAG

REPERTOIRE ALPHANUMERIQUE
NUMERICAL AND ALPHABETICAL INDEX
ALPHABETISCHER NUMERISCHER INDEX

Référence Parts number Teilnummer	Page Page Seite	Repère Item Position	Désignation Designation Beizeichnung		
527A0065	72 45 1A	9	TOUCHE	SWITCH KEY	ANSCHLAG
527A0066	72 45 1A	4	COMMODO	COMMODO	STEWERHEBEL
527A0067	72 45 1A	6	INTERRUPTEUR	SWITCH	ABSCHALTER
527A0068	72 45 1A	8	INTERRUPTEUR	SWITCH	ABSCHALTER
527A0069	72 45 1A	5	CACHE	MUFF	MUFFE
527A0070	71 65 1A	2	FAISCEAU: COLONNE DE DIRECTION	HARNESS: STEERING COLUMN	KABELSATZ: LENKSAULE
527A0072	65 50 1A	13	COMPAS	CALIPER	LEHRE
527A0073	72 45 1A	10	VOYANT	HEATER SIGNAL	KONTROLLEUCHTE
527A0074	65 50 1A	15	ECROU	NUT	MUTTER
527A0075	65 50 1A	12	BAGUE	BUSH	BUCHSE
527A0076	65 50 1A	14	EMBOUT	TIP	ANSATZ
527A0077	65 50 1A	11	KIT COMPAS	KIT CALIPER	BAUSATZ LEHRE
527A0078	65 50 1A	16	PEDALE	PEDAL	PEDAL
527A0079	65 50 1A	17	FOURCHETTE	FORK	GABEL
5310006	06 90 1A	2	SUPPORT	BRACKET	TRAEGER
5310007	06 90 1A	1	CALE	SHIM	KEIL
5320045	06 95 1A	7	ANTEVISEUR	FRONT VIEW MIRROR	VORDERSPIEGEL
5320086	10 60 1A	6	VASE D'EXPANSION	EXPANSION BOTTLE	EXPANSIONSGEFÄSSES
	10 60 1B	6			
5320090	62 10 1A	29	RETROVISEUR	MIRROR	SPIEGEL
	62 10 1B	29			
	62 10 1C	29			
5320095	10 65 1B	13	HELICE	PROPELLER	PROPELLER
532A0001	10 60 1A	28	VASE D'EXPANSION + BOUCHON	EXPANSION BOTTLE + PLUG	EXPANSIONSGEFÄSSES + STOPFEN
	10 60 1B	36			
5330100	51 15 1A	1	CLAPET ANTI-RETOUR	CHECK VALVE	RUECKSCHLAGVENTIL
	54 31 1A	1			
	54 31 2A	1			
	54 32 1A	1			
	54 32 2A	1			
5330110	51 10 1A	26	CLAPET ANTI-RETOUR	CHECK VALVE	RUECKSCHLAGVENTIL
5330131	56 52 1A	1	CLAPET	NON RETURN VALVE	RUECKSCHL.VENTIL
5330133	53 50 1A	23	KIT CLAPET ANTI-RETOUR	CHECK VALVE KIT	RUECKSCHLAGVENTIL-BAUSATZ
	53 52 1A	23			
5330135	53 50 1A	27	KIT CLAPET ANTI-RETOUR	CHECK VALVE KIT	RUECKSCHLAGVENTIL-BAUSATZ
	53 52 1A	27			

REPERTOIRE ALPHANUMERIQUE
NUMERICAL AND ALPHABETICAL INDEX
ALPHABETISCHER NUMERISCHER INDEX

Référence Parts number Teilnummer	Page Page Seite	Repère Item Position	Désignation Designation Beizeichnung		
5330138	51 10 1B	26	CLAPET ANTI-RETOUR	CHECK VALVE	RUECKSCHLAGVENTIL
5350149	51 50 1A	1	POMPE HYDRAULIQUE	HYDRAULIC PUMP	HYDROPUMPE
5350150	51 52 1A	1	POMPE HYDRAULIQUE	HYDRAULIC PUMP	HYDROPUMPE
5350157	10 76 1A	1	KIT POMPE CARBURANT	FUEL PUMP KIT	KRAFTSTOFFPUMPE SATZ
5350158	62 95 1A	3	COMPRESSEUR CLIM.	COMPRESSOR AIR-COND.	KOMPRESSORKLIM.
	62 95 1B	3			
5350163	51 52 1A	1 .1	POMPE HYDRAULIQUE	HYDRAULIC PUMP	HYDROPUMPE
5350184	51 52 1A	9	POMPE HYDRAULIQUE	HYDRAULIC PUMP	HYDROPUMPE
535A0194	51 50 1A	5	POCHETTE DE JOINTS	SEAL (KIT)	DICHTRING (BAUSATZ)
535A0195	51 50 2A	10	POCHETTE DE JOINTS	SEAL (KIT)	DICHTRING (BAUSATZ)
535A0196	51 50 2A	12	POCHETTE DE JOINTS	SEAL (KIT)	DICHTRING (BAUSATZ)
535A0197	51 50 2A	1	REGULATEUR	REGULATOR ASS'Y	REGLER
535A0198	51 50 2A	6	POCHETTE DE JOINTS	SEAL (KIT)	DICHTRING (BAUSATZ)
535A0199	51 50 1A	24	POCHETTE REPARATION	REPAIR KIT	REPAR-SATZ
535A0200	51 50 2A	11	SOLENOIDE	SOLENOID	SOLENOID
535A0201	51 50 1A	16	POCHETTE DE JOINTS	SEAL (KIT)	DICHTRING (BAUSATZ)
535A0202	51 50 2A	7	VIS SANS TETE	GRUB SCREW	GEWINDESTIFT
535A0203	51 50 1A	17	VIS SANS TETE	GRUB SCREW	GEWINDESTIFT
535A0204	51 50 1A	13	POCHETTE DE JOINTS	SEAL (KIT)	DICHTRING (BAUSATZ)
535A0206	51 52 1A	2	POCHETTE DE JOINTS	SEAL (KIT)	DICHTRING (BAUSATZ)
5360122	41 60 1A	1	VALVE PRIORITAIRE	PRIORITY VALVE	VERTEILER VENTIL
5360363	30 20 1A	1	PEDALE	PEDAL	PEDAL
5360366	41 50 1A	1	ORBITROL	STEERING VALVE	UEBERGEORDNETES
5360376	51 40 1A	1	DISTRIBUTEUR	DISTRIBUTOR	VERTEILER
5360381	22 50 1A	1	PEDALE	PEDAL	PEDAL
	51 75 1A	1			
5360383	51 45 1A	1	MANIPULATEUR	CONTROL LEVER	STEUERHEBEL
5360384	51 47 1A	1	MANIPULATEUR	CONTROL LEVER	STEUERHEBEL
5360385	41 50 1A	2	ORBITROL	STEERING VALVE	UEBERGEORDNETES
5360388	51 40 2A	1	DISTRIBUTEUR	DISTRIBUTOR	VERTEILER
536A0015	51 45 1A	5	POIGNEE	HANDLE	HANDGRIFF
	51 47 1A	5			
536A0017	51 45 1A	14	POCHETTE REPARATION	REPAIR KIT	REPAR-SATZ
	51 47 1A	14			
536A0018	03 10 1A	3	LIMITEUR DE PRESSION	PRESSURE RELIEF VALVE	DRUCKBEGREN-ZUNGSVENTIL
536A0034	51 45 1A	7	POCHETTE BOUTONS POUSSOIR	PUSH BUTTON KIT	DRUCKKNOPFSATZ
	51 47 1A	7			
536A0090	51 45 1A	4	POIGNEE	HANDLE	HANDGRIFF

Référence Parts number Teilnummer	Page Page Seite	Repère Item Position	Désignation Designation Beizeichnung		
	51 47 1A	4			
536A0098	51 41 2A	10	KIT CLAPET ANTI-RETOUR	CHECK VALVE KIT	RUECKSCHLAGVENTIL-BAUSATZ
	51 41 4A	10			
536A0103	51 41 2A	7	KIT DE CDE HYDR. (ELEMENTS)	HYDR. OPERATION KIT (ELEMENTS)	HYDR.STEUEREINH. (ELEMENTS)
536A0107	03 10 1A	2	LIMITEUR DE PRESSION	PRESSURE RELIEF VALVE	DRUCKBEGREN-ZUNGSVENTIL
536A0108	51 41 2A	6	KIT DE REGLAGE COMPLEMENTAIRE	COMPLEMENTARY REGULATION KIT	ERGAENZENDER REGELBAUSATZ
536A0109	51 41 2A	9	KIT DE BALANCE	PRESSURE COMPENSATOR	DRUCKWAAGENBAUSATZ
	51 41 4A	9			
536A0150	51 45 1A	8	LEVIER	LEVER ASS'Y	HEBEL
	51 47 1A	8			
536A0151	51 45 1A	13	RESSORT DE RAPPEL	RETURN SPRING	RÜCKSTELLFEDERN
	51 47 1A	13			
536A0152	51 45 1A	12	UNITÉ DE RÉGULATION	REGULATING UNIT	REGELEINHEIT
	51 47 1A	12			
536A0153	62 80 1A	2	BLOC DE REPARTITION	DISTRIBUTION BLOCK	VERTEILERSTUECK BLOC
	62 80 1B	2			
	62 80 1C	2			
536A0154	62 80 1A	3	BLOC DE REPARTITION	DISTRIBUTION BLOCK	VERTEILERSTUECK BLOC
	62 80 1B	3			
	62 80 1C	3			
536A0155	62 81 1A	8	PLAQUE	PLATE	PLATTE
	62 81 1B	8			
	62 81 1C	8			
	62 81 2A	8			
	62 81 2B	8			
	62 81 3A	8			
	62 81 3B	8			
536A0156	62 81 1A	26	TUBE	TUBE	ROHR
	62 81 1B	26			
	62 81 1C	26			
	62 81 2A	26			
	62 81 2B	26			
	62 81 3A	26			
	62 81 3B	26			
536A0157	62 81 1A	27	TUBE	TUBE	ROHR
	62 81 1B	27			

Référence Parts number Teilnummer	Page Page Seite	Repère Item Position	Désignation Designation Beizeichnung		
	62 81 1C	27			
	62 81 2A	27			
	62 81 2B	27			
	62 81 3A	27			
	62 81 3B	27			
536A0158	62 81 1A	6	BLOC DE REPARTITION	DISTRIBUTION BLOCK	VERTEILERSTUECK BLOC
	62 81 1B	6			
	62 81 1C	6			
	62 81 2A	6			
	62 81 2B	6			
	62 81 3A	6			
	62 81 3B	6			
536A0159	62 81 1A	5	BLOC DE REPARTITION	DISTRIBUTION BLOCK	VERTEILERSTUECK BLOC
	62 81 1B	5			
	62 81 1C	5			
	62 81 2A	5			
	62 81 2B	5			
	62 81 3A	5			
	62 81 3B	5			
536A0160	62 81 1A	4	BLOC DE REPARTITION	DISTRIBUTION BLOCK	VERTEILERSTUECK BLOC
	62 81 1B	4			
	62 81 1C	4			
	62 81 2A	4			
	62 81 2B	4			
	62 81 3A	4			
	62 81 3B	4			
536A0161	62 81 1A	7	BLOC DE REPARTITION	DISTRIBUTION BLOCK	VERTEILERSTUECK BLOC
	62 81 1B	7			
	62 81 1C	7			
536A0162	62 82 1A	12	SOUPAPE DE GRAISSAGE	LUBE VALVE	SCHMIERVENTIL
	62 82 2A	12			
	62 82 3A	12			
536A0163	62 82 1A	18	POMPE A GRAISSE	GREASE GUN	FETTPRESSE
	62 82 2A	18			
	62 82 3A	18			
536A0164	62 82 1A	10	BLOC DE REPARTITION	DISTRIBUTION BLOCK	VERTEILERSTUECK BLOC
	62 82 2A	10			
	62 82 3A	10			
536A0165	51 41 1A	18	POCHETTE DE JOINTS	SEAL (KIT)	DICHTRING (BAUSATZ)
536A0166	51 41 3A	17	POCHETTE DE JOINTS	SEAL (KIT)	DICHTRING (BAUSATZ)

Référence Parts number Teilnummer	Page Page Seite	Repère Item Position	Désignation Designation Beizeichnung		
536A0167	51 41 5A	12	POCHETTE DE JOINTS	SEAL (KIT)	DICHTRING (BAUSATZ)
	51 41 6A	12			
	51 41 7A	12			
	51 41 8A	12			
	51 41 9A	12			
	51 42 1A	12			
536A0169	51 40 1A	22	POCHETTE DE JOINTS	SEAL (KIT)	DICHTRING (BAUSATZ)
	51 40 2A	22			
	51 41 2A	15			
	51 41 4A	6			
536A0170	51 41 4A	8	BOUCHON	PLUG	VERSCHL.STOPFEN
536A0173	51 40 1A	18	PLAQUE	PLATE	PLATTE
	51 40 2A	18			
536A0174	51 40 1A	8	PLAQUE	PLATE	PLATTE
	51 40 2A	8			
536A0175	51 41 1A	2	BOUCHON	PLUG	VERSCHL.STOPFEN
	51 41 3A	6			
536A0176	51 41 1A	5	BOUCHON	PLUG	VERSCHL.STOPFEN
536A0177	51 41 1A	15	RESSORT	SPRING	FEDER
536A0178	51 41 1A	14	RONDELLE	WASHER	UNTERLEGSCHEIBE
536A0179	51 41 1A	9	SIEGE DE SOUPAPE	VALVE SEAT	VENTILSITZ
536A0180	51 41 1A	11	SIEGE DE SOUPAPE	VALVE SEAT	VENTILSITZ
536A0181	51 41 1A	10	GICLEUR	NOZZLE	SPRITZDUESE
536A0182	51 41 1A	12	PISTON	PISTON	KOLBEN
536A0183	51 41 1A	13	COUVERCLE A RESSORT	SPRING CAP	FEDERTELLER
536A0184	51 41 1A	16	CLAPET	POPPET	RUECKSCHL.VENTIL
536A0185	51 41 1A	3	LIMITEUR DE PRESSION	PRESSURE RELIEF VALVE	DRUCKBEGREN-ZUNGSVENTIL
536A0186	51 41 1A	4	LIMITEUR LS	LS RELIEF VALVE	LS BEGRENZUNGSV.
536A0187	51 41 1A	8	REGULATEUR DE DEBIT	FLOW REGULATOR	STROMREGELVENTIL
536A0189	51 41 3A	13	SOUPAPE	VALVE	VENTIL
536A0190	51 41 3A	7	GICLEUR	NOZZLE	SPRITZDUESE
536A0191	51 41 3A	8	GICLEUR	NOZZLE	SPRITZDUESE
536A0192	51 41 3A	3	CLAPET ANTIRETOUR AVEC ETRANGLEMENT	ONE-WAY RESTRICTOR	DROSSELRÜCKSCHLAG-VENTIL
536A0193	51 41 3A	5	LIMITEUR	LIMITER	SPARDUESE
536A0194	51 41 3A	4	SUR-LIMITEUR	ON-LIMITING DEVICE	AUF- BEGRENZER
536A0195	51 41 4A	2	LIMITEUR DE PRESSION	PRESSURE RELIEF VALVE	DRUCKBEGREN-ZUNGSVENTIL
	51 41 5A	2			

Référence Parts number Teilnummer	Page Page Seite	Repère Item Position	Désignation Designation Beizeichnung		
	51 41 6A	2			
	51 41 7A	2			
	51 41 8A	2			
	51 41 9A	2			
	51 42 1A	2			
536A0196	51 41 5A	13	CLAPET ANTIRETOUR AVEC ETRANGLEMENT	ONE-WAY RESTRICTOR	DROSSELRÜCKSCHLAG-VENTIL
	51 41 6A	13			
	51 41 7A	13			
	51 41 8A	13			
	51 42 1A	13			
536A0197	51 41 5A	8	SOUPAPE	VALVE	VENTIL
	51 41 6A	8			
	51 41 7A	8			
	51 41 8A	8			
	51 41 9A	8			
	51 42 1A	8			
536A0198	51 41 5A	1	ÉLÉMENT FLÈCHE	ELEMENT BOOM	AUSLEGER ELEMENT
536A0199	51 41 6A	1	ÉLÉMENT BEC DE FLÈCHE	ELEMENT INTERMEDIATE BOOM	BESCHICKERAUSLEGER ELEMENT
536A0200	51 41 7A	1	ÉLÉMENT BRAS	ELEMENT ARM	ARM ELEMENT
536A0201	51 41 8A	1	ÉLÉMENT GODET	ELEMENT BUCKET	LOEFFEL ELEMENT
536A0202	51 41 9A	1	ÉLÉMENT ACCESSOIRES	ELEMENT ACCESSORIES	ZUSATZKREIS ELEMENT
536A0203	30 20 1A	10	KIT PEDALE	PEDAL KIT	PEDAL BAUSATZ
536A0204	51 41 2A	1	ÉLÉMENT TRANSLATION	ELEMENT TRANSLATION	ÜBERTRAGUNGSELEMENT
536A0205	51 41 2A	2	CLAPET ANTI-RETOUR	CHECK VALVE	RUECKSCHLAGVENTIL
536A0206	51 41 3A	1	ÉLÉMENT ORIENTATION	SLEWING ELEMENT	SCHWENKUNGELEMENT
536A0207	51 41 1A	1	ÉLÉMENT D'ENTRÉE	INLET ELEMENT	EINGANGSELEMENT
536A0208	62 81 1A	33	AGRAFE	CRAMP	KLAMMER
	62 81 1B	33			
	62 81 2A	24			
	62 81 2B	24			
	62 81 3A	33			
	62 81 3B	33			
536A0209	62 81 2A	7	BLOC DE REPARTITION	DISTRIBUTION BLOCK	VERTEILERSTUECK BLOC
	62 81 2B	7			
536A0211	51 41 5A	14	JOINT TORIQUE	O-RING	O-RING
	51 41 6A	14			
	51 41 7A	14			
	51 41 8A	14			

REPERTOIRE ALPHANUMERIQUE
NUMERICAL AND ALPHABETICAL INDEX
ALPHABETISCHER NUMERISCHER INDEX

Référence Parts number Teilnummer	Page Page Seite	Repère Item Position	Désignation Designation Beizeichnung		
	51 41 9A	13			
	51 42 1A	14			
536A0212	62 81 3A	7	BLOC DE REPARTITION	DISTRIBUTION BLOCK	VERTEILERSTUECK BLOC
	62 81 3B	7			
536A0217	62 81 1C	23	BLOC	BLOCK	BLOCK
5370270	42 30 1A	1	MOTEUR ORIENTATION	TURNTABLE ENGINE	DREHKRANZMOTOR
5370274	10 10 1A	1	MOTEUR EQUIPE	ENGINE EQUIPPED	MOTOR AUSGERUESTET
5370275	22 20 1A	1	MOTEUR HYDRAULIQUE	HYDRAULIC MOTOR	HYDROMOTOR
5370280	10 65 1A	1	BLOC RADIATEUR	RADIATOR BLOCK	KUEHLERBLOCK
5370296	62 95 2A	1	CONDENSEUR	CONDENSER COIL	KONDENSATOR
	62 95 2B	1			
5370301	10 75 1A	23	RADIATEUR	RADIATOR	KUEHLER
5370305	10 65 1B	1	BLOC RADIATEUR	RADIATOR BLOCK	KUEHLERBLOCK
5370313	05 20 1A	9	BLOC RADIATEUR	RADIATOR BLOCK	KUEHLERBLOCK
	10 65 1B	2			
5370324	51 65 1A	1	MOTEUR HYDRAULIQUE	HYDRAULIC MOTOR	HYDROMOTOR
5370335	51 65 1A	7	MOTEUR HYDRAULIQUE	HYDRAULIC MOTOR	HYDROMOTOR
537A0068	22 20 1A	6	CIRCLIP	CIRCLIP	SICHERUNGSRING
537A0079	42 30 1A	17	ROULEMENT ROULEAU	ROLLER BEARING	ROLLENLAGER
537A0095	42 30 1A	28	CIRCLIP	CIRCLIP	SICHERUNGSRING
537A0097	42 30 1A	27	RONDELLE RESSORT	SPRING WASHER	FEDERSCHEIBE
537A0163	42 30 1A	10	JOINT TORIQUE	O-RING	O-RING
537A0186	42 30 1A	20	CIRCLIP	CIRCLIP	SICHERUNGSRING
537A0187	42 30 1A	19	BAGUE	BUSH	RING
537A0188	42 30 1A	16	ROULEMENT ROULEAU	ROLLER BEARING	ROLLENLAGER
537A0189	42 30 1A	18	CALES (JEU)	SHIM (KIT)	UNTERLAGEN (BAUSATZ)
537A0190	42 30 1A	8	JOINT TORIQUE	O-RING	O-RING
537A0193	42 30 1A	12	POCHETTE DE JOINTS	SEAL (KIT)	DICHTRING (BAUSATZ)
537A0195	42 30 1A	30	JOINT	SEAL	DICHTRING
537A0196	42 30 1A	6	KIT REPARATION	REPAIR (KIT)	REPARATUR (BAUSATZ)
537A0197	42 30 1A	7	CAME	CAM	NOCKEN
537A0198	42 30 1A	15	BAGUE D'ÉTANCHÉITÉ	SEAL WASHER	DICHTRING
537A0200	42 30 1A	21	BAGUE	BUSH	RING
537A0217	02 10 1A	2	FILTRE HUILE	OIL FILTER	OELFILTER
	10 10 1A	3			
537A0221	10 75 1A	19	JOINT	SEAL	DICHTRING
	10 75 1B	19			
	10 75 1C	19			
537A0222	10 10 1A	13	BAGUE D'ÉTANCHÉITÉ	SEAL WASHER	DICHTRING
537A0223	10 10 1A	12	BOUCHON	PLUG	VERSCHL.STOPFEN

REPERTOIRE ALPHANUMERIQUE
NUMERICAL AND ALPHABETICAL INDEX
ALPHABETISCHER NUMERISCHER INDEX

Référence Parts number Teilnummer	Page Page Seite	Repère Item Position	Désignation Designation Beizeichnung		
537A0224	10 10 1A	10	JOINT TORIQUE	O-RING	O-RING
537A0225	10 10 1A	14	BOUCHON	PLUG	VERSCHL.STOPFEN
537A0226	10 10 1A	9	JAUGE D HUILE	OIL DIPSTICK	OELMESSTAB
537A0227	10 75 1A	17	RACCORD	NIPPLE	VERBINDUNGSELEMENT
	10 75 1B	17			
	10 75 1C	17			
537A0228	02 10 1A	4	FILTRE CARBURANT	FUEL FILTER	KRAFTSTOFFILTER
	10 10 1A	6			
537A0229	10 10 1A	8	DEMARREUR	STARTING MOTOR	ANLASSER
537A0230	10 10 1A	11	BOUCHON	PLUG	VERSCHL.STOPFEN
537A0231	10 10 1A	2	COURROIE	BELT	RIEMEN
537A0232	10 10 1A	7	ALTERNATEUR	ALTERNATOR	LICHTMASCHINE
537A0233	02 10 1A	3	CARTOUCHE: PREFILTRE (GASOIL)	CARTRIGE: PREFILTER (GASOIL)	EINSATZ: VORFILTER (GASOL)
	10 10 1A	5			
537A0234	22 20 4A	3	CLAPET	POPPET	RUECKSCHL.VENTIL
537A0235	22 20 4A	2	VALVE	VALVE	VENTIL
537A0236	22 20 4A	15	POCHETTE DE JOINTS	SEAL (KIT)	DICHTRING (BAUSATZ)
537A0237	22 20 4A	4	TIROIR	SPOOL	STEUERSCHIEBER
537A0238	22 20 4A	1	DISTRIBUTEUR	DISTRIBUTOR	VERTEILER
537A0239	22 20 4A	13	POCHETTE REPARATION	REPAIR KIT	REPAR-SATZ
537A0240	22 20 1A	13	POCHETTE REPARATION	REPAIR KIT	REPAR-SATZ
537A0241	22 20 2A	1	REGLAGE	ADJUSTMENT	NACHSTELLUNG
537A0242	22 20 2A	16	POCHETTE REPARATION	REPAIR KIT	REPAR-SATZ
537A0243	22 20 1A	2	MOTEUR	MOTOR	MOTOR
537A0244	10 75 1A	18	CLAPET	POPPET	RUECKSCHL.VENTIL
	10 75 1B	18			
	10 75 1C	18			
537A0245	10 75 1A	20	POMPE CARBURANT	FUEL PUMP	KRAFTSTOFFPUMPE
	10 75 1B	20			
	10 75 1C	20			
537A0246	10 10 1A	4	PREFILTRE	PRE FILTER	VORFILTER
537A0247	22 20 2A	13	LIMITEUR - PRESSION	RELIEF VALVE ASS'Y	DRUCKBEGRENZUNGSVOR.
537A0248	22 20 2A	15	CAPUCHON	COWL	HAUBE
537A0249	10 10 1A	16	TENDEUR	TENSIONER	SPANNER
537A0250	10 10 1A	15	POMPE CARBURANT	FUEL PUMP	KRAFTSTOFFPUMPE
537A0251	22 20 3A	10	VIS SANS TETE	GRUB SCREW	GEWINDESTIFT
537A0252	22 20 1A	11	VIS SANS TETE	GRUB SCREW	GEWINDESTIFT
537A0253	22 20 3A	11	COUVERCLE	COVER	DECKEL
537A0254	22 20 3A	14	POCHETTE REPARATION	REPAIR KIT	REPAR-SATZ

REPERTOIRE ALPHANUMERIQUE
NUMERICAL AND ALPHABETICAL INDEX
ALPHABETISCHER NUMERISCHER INDEX

Référence Parts number Teilnummer	Page Page Seite	Repère Item Position	Désignation Designation Beizeichnung		
537A0255	22 20 3A	1	COMMANDE	CONTROL	STEUERUNG
537A0256	22 20 3A	9	POCHETTE REPARATION	REPAIR KIT	REPAR-SATZ
537A0257	22 20 2A	14	POCHETTE DE JOINTS	SEAL (KIT)	DICHTRING (BAUSATZ)
537A0258	22 20 3A	7	SOLENOIDE	SOLENOID	SOLENOID
537A0259	10 65 1A	7	GRILLE	GRATE	ROST
537A0260	10 65 1A	6	HELICE	PROPELLER	PROPELLER
537A0261	10 65 1A	2	REFROIDISSEUR EAU	WATER COOLER	WASSERKUEHLER
537A0262	10 65 1A	5	CHASSIS	FRAME	FAHRGESTELL
537A0263	10 65 1A	9	CHASSIS	FRAME	FAHRGESTELL
537A0264	10 65 1A	8	CHASSIS	FRAME	FAHRGESTELL
537A0265	51 65 1A	2	POCHETTE DE JOINTS	SEAL (KIT)	DICHTRING (BAUSATZ)
537A0267	10 65 1A	4	RADIATEUR AIR	AIR COOLER	LUFTKUEHLER
537A0268	10 65 1A	3	REFROIDISSEUR HUILE	OIL COOLER	OELKUEHLER
537A0269	42 30 1A	13	JOINT TORIQUE	O-RING	O-RING
537A0271	42 30 1A	22	ARBRE	SHAFT	WELLE
537A0273	42 30 1A	37	JOINT TORIQUE	O-RING	O-RING
537A0274	42 30 1A	25	JOINT TORIQUE	O-RING	O-RING
537A0275	42 30 1A	33	JOINT TORIQUE	O-RING	O-RING
537A0276	42 30 1A	35	COUVERCLE	COVER	DECKEL
537A0277	42 30 2A	2	CARTOUCHE	CARTRIDGE	EINSATZ
537A0278	42 30 2A	1	VALVE	VALVE	VENTIL
537A0279	42 30 1A	26	PISTON	PISTON	KOLBEN
537A0280	42 30 1A	23	CORPS	BODY	KOERPER
537A0281	42 30 1A	34	KIT POUR FREIN	KIT FOR BRAKE	BAUSATZ FUER BREMSE
537A0282	42 30 2A	3	POCHETTE DE JOINTS	SEAL (KIT)	DICHTRING (BAUSATZ)
537A0285	42 30 1A	11	GLACE/DISTRIBUTION	VALVING/DISTRIBUTOR	VERTEILERSCHEIBE
537A0286	72 10 1A	16	RELAIS	RELAY	RELAIS
537A0288	81 25 1A	1	CALCULATEUR MOTEUR	ENGINE CALCULATOR	STEUERGERÄT MOTOR
537A0296	42 30 1A	29	ARBRE	SHAFT	WELLE
537A0298	42 30 1A	41	PALIER ÉQUIPÉ	BEARING EQUIPPED	AUSGESTATTETES LAGER
537A0299	42 30 1A	5	POCHETTE JOINT FREIN	KIT SEAL BRAKE	BAUSATZ DICHTRING BREMSE
537A0300	42 30 1A	42	POCHETTE DISQUES FREIN	KIT DISC BRAKE	BAUSATZ PLATTE BREMSE
537A0301	42 30 1A	40	POCHETTE PALIER	KIT BEARING	BAUSATZ LAGER
537A0302	10 10 1A	19	DURIT	HOSE	SCHLAUCH
537A0309	10 20 1A	18	JOINT	SEAL	DICHTRING
	10 20 1B	18			
537A0310	10 10 1A	20	DURIT	HOSE	SCHLAUCH
537A0311	10 10 1A	21	SONDE PRESSION AIR	PROBE PRESSURE AIR	SONDE DES LUFTDRUCKS

REPERTOIRE ALPHANUMERIQUE
NUMERICAL AND ALPHABETICAL INDEX
ALPHABETISCHER NUMERISCHER INDEX

Référence Parts number Teilnummer	Page Page Seite	Repère Item Position	Désignation Designation Beizeichnung		
537A0312	10 10 1A	23	SONDE TEMPERATURE D'EAU	WATER TEMPERATURE PROBE	TEMPERATURFÜHLER (WASSER)
537A0313	10 10 1A	22	SONDE PRESSION HUILE	PROBE OIL PRESSURE	SONDE ÖLDRUCK
537A0318	10 65 1B	7	GRILLE DE PROTECTION	PROTECTIVE GRILLR	SCHÜTZENDER GRILL
537A0319	10 65 1B	6	BOUCHON DE VIDANGE	DRAIN PLUG	LECKAGESTÖPSEL
537A0320	10 65 1B	5	REFROIDISSEUR GASOIL	FUEL COOLER	GASÖLKUEHLER
537A0321	10 65 1B	4	RADIATEUR AIR	AIR COOLER	LUFTKUEHLER
537A0322	10 65 1B	11	COUVERCLE	COVER	DECKEL
537A0323	10 65 1B	3	RADIATEUR EAU/HUILE	WATER COOLER/OIL	KÜHLER WASSER/ÖL
537A0324	10 65 1B	10	COUVERCLE	COVER	DECKEL
537A0341	51 65 1A	8	LIMITEUR	LIMITER	SPARDUESE
5380747	62 30 1A	28 .0	CAPOT MOTEUR	ENGINE COVER	MOTORHAUBE
5380748	62 35 1A	26 .0	CAPOT	HOOD	HAUBE
5380749	62 30 1A	27 .0	CAPOT	HOOD	HAUBE
5380752	62 45 1A	2	HABILLAGE	CLADDING	VERKLEIDUNG
5380753	62 45 1A	13	HABILLAGE	CLADDING	VERKLEIDUNG
5380758	62 35 1A	27	PORTE	DOOR	TUER
5380759	64 10 1A	1 .1	CABINE ÉQUIPÉE CHAUFFAGE	EQUIPPED CABIN HEATER	KOMPLETTE KABINE HEIZUNG
5380761	62 45 1A	10	HABILLAGE	CLADDING	VERKLEIDUNG
5380765	64 10 1A	1 .2	CABINE ÉQUIPÉE CHAUFFAGE / CLIMAT.	EQUIPPED CABIN HEATER / AIR COND.	KOMPLETTE KABINE HEIZUNG/KLIMATISIERT
5380767	05 15 1A	4	KIT (VISIÈRE)	KIT (VISOR)	KIT (MÜTZENSCHIRM)
	64 10 1A	2			
5380768	05 15 1A	5	KIT : GRILLE	KIT: GRATE	KIT : ROST
	64 10 1A	3			
5380774	05 15 1A	3	KIT: PHARE DE TRAVAIL AVANT	KIT: FRONT WORKING HEAD LIGHT	BAUSATZ:ARBEITS-SCHEINWERFER-VORNE
	72 70 1A	1			
5380776	05 15 1A	2	KIT PHARE DE TRAVAIL	WORKING HEADLIGHTS	ARBEITSSCHEINWERFER
	72 70 1A	4			
5380778	05 15 1A	6 .04	KIT (PARE-SOLEIL)	KIT (SUN VISOR)	BAUSATZ (SONNENBLENDE)
	64 10 1A	4 .03			
5380779	05 15 1A	7	KIT (PARE-SOLEIL)	KIT (SUN VISOR)	BAUSATZ (SONNENBLENDE)
	64 10 1A	5			
5380781	62 45 1A	5	BANDEAU PROTECTEUR	HIDE PROTECTIVE	SCHUTZZURICHTEN
5380782	62 45 1A	12	BANDEAU PROTECTEUR	HIDE PROTECTIVE	SCHUTZZURICHTEN
5380783	62 45 1A	9	BANDEAU PROTECTEUR	HIDE PROTECTIVE	SCHUTZZURICHTEN

REPERTOIRE ALPHANUMERIQUE
NUMERICAL AND ALPHABETICAL INDEX
ALPHABETISCHER NUMERISCHER INDEX

Référence Parts number Teilnummer	Page Page Seite	Repère Item Position	Désignation Designation Beizeichnung		
5380786	62 35 1A	28	CAPOT	HOOD ASS'Y	HAUBE
5380787	62 35 1A	29 .0	CAPOT	HOOD ASS'Y	HAUBE
5380795	62 35 1A	29 .3	CAPOT	HOOD ASS'Y	HAUBE
5380805	05 15 1A	6 .01	KIT (PARE-SOLEIL)	KIT (SUN VISOR)	BAUSATZ (SONNENBLENDE)
	64 10 1A	4 .0			
5380812	62 30 1A	27 .1	CAPOT	HOOD	HAUBE
5380813	62 35 1A	26 .1	CAPOT	HOOD	HAUBE
5380814	62 45 1A	1	BANDEAU PROTECTEUR	HIDE PROTECTIVE	SCHUTZZURICHTEN
5380816	62 45 1A	1 .2	BANDEAU PROTECTEUR	HIDE PROTECTIVE	SCHUTZZURICHTEN
5380821	62 45 1A	6	HABILLAGE	CLADDING	VERKLEIDUNG
5380822	62 45 1A	5 .1	BANDEAU PROTECTEUR	HIDE PROTECTIVE	SCHUTZZURICHTEN
5380825	62 30 1B	27	CAPOT	HOOD	HAUBE
5380828	62 30 1A	28 .1	CAPOT MOTEUR	ENGINE COVER	MOTORHAUBE
	62 30 1B	28			
538A0222	64 10 2A	14	POIGNEE	HANDLE	HANDGRIFF
538A0223	64 10 2A	19	POIGNEE	HANDLE	HANDGRIFF
538A0224	64 10 2A	5	SUPPORT	BRACKET	TRAEGER
538A0225	64 10 2A	10	SUPPORT	BRACKET	TRAEGER
538A0226	64 10 2A	11	SUPPORT	BRACKET	TRAEGER
538A0227	64 10 2A	9	EQUERRE	ANGLE	WINKEL
538A0228	64 10 2A	4	ECROU EN CAGE	CAGE NUT	KÄFFIG MUTTER
538A0229	64 10 2A	15	COLLIER	COLLAR	SCHELLE
538A0230	64 10 5A	1	VITRE	GLASS PANE	GLASSCHEIBE
538A0231	64 10 5A	26	PARE-BRISE	WINDSCREEN	WINDSCHUTZSCHEIBE
538A0232	64 10 3A	1	VITRE DE TOIT	ROOF GLASS	DACHSCHEIBE
538A0233	64 10 3A	5	VITRE	GLASS PANE	GLASSCHEIBE
538A0234	64 10 3A	4	VITRE	GLASS PANE	GLASSCHEIBE
538A0235	64 10 3A	3	VITRE	GLASS PANE	GLASSCHEIBE
538A0236	64 10 3A	2	VITRE	GLASS PANE	GLASSCHEIBE
538A0237	64 10 2A	1	HABILLAGE	CLADDING	VERKLEIDUNG
538A0238	64 10 2A	13	HABILLAGE	CLADDING	VERKLEIDUNG
538A0239	64 10 2A	7	HABILLAGE	CLADDING	VERKLEIDUNG
538A0240	64 10 2A	8	BAC	PAN	PFANNE
538A0241	64 10 2A	3	HABILLAGE	CLADDING	VERKLEIDUNG
538A0242	64 10 2A	18	MARTEAU	HAMMER	HAMMER
538A0243	64 10 2A	17	SUPPORT	BRACKET	TRAEGER
538A0244	64 10 2A	2	PORTE MANTEAU	COAT HANGER	KLEIDERHAKEN
538A0245	64 60 1A	7	CHAUFFAGE	HEATER	HEIZUNG
538A0246	64 10 2A	20	GRILLE	GRATE	ROST

REPERTOIRE ALPHANUMERIQUE
NUMERICAL AND ALPHABETICAL INDEX
ALPHABETISCHER NUMERISCHER INDEX

Référence Parts number Teilnummer	Page Page Seite	Repère Item Position	Désignation Designation Beizeichnung		
538A0247	64 10 2A	16	OBTURATEUR	SEAL PLATE	VERSHLUSS
538A0249	64 10 4A	5	AXE	CLEVIS PIN	BOLZEN
538A0250	64 10 4A	35	BIELLETTE	ROD KINK	VERBINDG.STANGE
538A0251	72 70 1A	2	SUPPORT	BRACKET	TRAEGER
538A0252	64 10 4A	4	VERRE	GLASS	GLAS
538A0254	64 10 4A	12	BAIE COULISSANTE	SLIDING WINDOW	SCHIEBEFENSTER
538A0255	64 10 4A	26	GUIDE	GUIDE	FUEHRUNG
538A0256	72 70 1A	3	PHARE DE TRAVAIL	WORKING HEAD LIGHT	ARBEITSSCHEINWERFER
538A0257	72 70 1A	6	CACHE	MUFF	MUFFE
538A0258	72 70 1A	5	MOTEUR ESSUIE GLACE	WIPER MOTOR	WISCHERMOTOR
538A0259	64 10 2A	21	PORTE BALAI	BRUSH HOLDER	KOHLENHALTER
538A0260	64 10 2A	22	BALAI	BRUSH	KOHLE
538A0263	64 10 5A	5	CADRE	FRAME	RAHMEN
538A0264	64 10 5A	25	VIS	SCREW	SCHRAUBE
538A0265	64 10 5A	11	VIS	SCREW	SCHRAUBE
538A0266	64 10 5A	20	RONDELLE NYLON	WASHER NYLON	NYLONSCHEIBE
538A0267	64 10 5A	17	PIECE DE FIXATION	ATTACHING PART	ANBAUTEIL
538A0268	64 10 5A	16	PIECE DE FIXATION	ATTACHING PART	ANBAUTEIL
538A0269	64 10 5A	15	CHEMIN DE ROULEMENT	RACE	LAGERRING
538A0270	64 10 5A	12	CHEMIN DE ROULEMENT	RACE	LAGERRING
538A0271	64 10 5A	23	CALAGE DE FRICTION	CHOCK OF FRICTION	REIBUNGSVERKEILUNG
538A0272	64 10 5A	24	CALAGE DE FRICTION	CHOCK OF FRICTION	REIBUNGSVERKEILUNG
538A0273	64 10 5A	13	COUVERCLE	COVER	DECKEL
538A0274	64 10 5A	22	PALIER	BEARING	LAGER
538A0275	64 10 5A	21	PALIER	BEARING	LAGER
538A0276	64 10 5A	18	POIGNEE	HANDLE	HANDGRIFF
538A0277	64 10 5A	19	POIGNEE	HANDLE	HANDGRIFF
538A0278	64 10 5A	3	COLLE	GUM	KLEBER
	64 10 5B	4			
538A0279	64 10 5A	9	GALET	ROLLER	ROLLE
	64 10 5B	35			
	64 10 5C	19			
538A0280	64 10 5A	8	AXE	CLEVIS PIN	BOLZEN
538A0285	64 10 3A	9	JOINT	SEAL	DICHTRING
538A0286	64 10 5B	5	CADRE	FRAME	RAHMEN
538A0287	64 10 5B	1	PARE-BRISE SUPÉRIEUR	HIGHER WINDSCREEN	HÖHERER WINDSCHUTZ-SCHEIBE
538A0288	64 10 6A	1	PARE-BRISE INFÉRIEUR	LOWER WINDSCREEN	NIEDRIGERERER WINDSCHUTZSCHEIBE
538A0289	64 10 5A	27	JOINT	SEAL	DICHTRING

REPERTOIRE ALPHANUMERIQUE
NUMERICAL AND ALPHABETICAL INDEX
ALPHABETISCHER NUMERISCHER INDEX

Référence Parts number Teilnummer	Page Page Seite	Repère Item Position	Désignation Designation Beizeichnung		
538A0290	64 10 4A	20	BIELLE	CONNECTING ROD	PLEUELSTANGE
538A0291	64 10 4A	14	PATTE D'ATTACHE	FASTENING LUGS	BEFESTIGUNGSCHLAUFEN
538A0292	64 10 4A	21	ENTRETOISE	SPACER	ABSTANDSTUECK
538A0294	64 10 5B	26	BIELLE	CONNECTING ROD	PLEUELSTANGE
	64 10 5C	12			
538A0295	64 10 5B	27	BIELLE	CONNECTING ROD	PLEUELSTANGE
	64 10 5C	11			
538A0296	64 10 5B	38	PROTECTEUR	PROTECTOR	SCHUTZ
	64 10 5C	28			
538A0297	64 10 5B	39	PROTECTEUR	PROTECTOR	SCHUTZ
	64 10 5C	29			
538A0298	64 10 5B	22	BIELLE	CONNECTING ROD	PLEUELSTANGE
538A0299	64 10 5B	21	VIS	SCREW	SCHRAUBE
	64 10 5C	15			
538A0300	64 10 5B	28	VIS	SCREW	SCHRAUBE
	64 10 5C	31			
538A0302	64 10 5B	32	INSERT FILETÉE	INSERT	EINSATZ
538A0303	64 10 5B	23	AXE	AXLE	BOLZEN
	64 10 5C	8			
538A0304	64 10 5B	34	AXE DE GALET	ROLL AXLE	ROLLENACHSE
	64 10 5C	18			
538A0305	64 10 5A	31	JOINT	SEAL	DICHTRING
	64 10 5B	36			
	64 10 5C	27			
	64 10 6A	5			
538A0306	64 10 5B	33	JOINT	SEAL	DICHTRING
	64 10 5C	30			
538A0307	72 70 1A	7	FAISCEAU ELECTRIQUE	HARNESS WIRING	KABELSATZ
538A0308	64 10 5B	16	CACHE	MUFF	MUFFE
	64 10 5C	22			
	64 10 6A	14			
538A0309	64 10 5B	11	CALE	SHIM	KEIL
	64 10 5C	23			
538A0310	64 10 5B	19	AXE DE GALET	ROLL AXLE	ROLLENACHSE
	64 10 5C	13			
538A0311	64 10 5B	7	CHEMIN DE ROULEMENT	RACE	LAGERRING
	64 10 5C	3			
538A0312	64 10 5B	6	CHEMIN DE ROULEMENT	RACE	LAGERRING
	64 10 5C	5			
538A0313	64 10 5B	30	COUVERCLE	COVER	DECKEL

REPERTOIRE ALPHANUMERIQUE
NUMERICAL AND ALPHABETICAL INDEX
ALPHABETISCHER NUMERISCHER INDEX

Référence Parts number Teilnummer	Page Page Seite	Repère Item Position	Désignation Designation Beizeichnung		
	64 10 5C	4			
538A0314	64 10 5B	29	COUVERCLE	COVER	DECKEL
	64 10 5C	6			
538A0315	64 10 5B	9	CALE	SHIM	KEIL
	64 10 5C	32			
538A0316	64 10 5B	8	CALE	SHIM	KEIL
	64 10 5C	33			
538A0317	64 10 5B	18	GALET	ROLLER	ROLLE
	64 10 5C	14			
538A0318	64 10 5B	12	POIGNEE	HANDLE	HANDGRIFF
	64 10 5C	26			
	64 10 6A	17			
538A0319	64 10 5B	13	POIGNEE	HANDLE	HANDGRIFF
	64 10 5C	21			
	64 10 6A	18			
538A0321	64 10 2A	30	BOUTON	KNOB	KNOPF
538A0323	64 10 5B	17	COMPAS	CALIPER	LEHRE
	64 10 5C	1			
538A0324	64 10 2A	6	FILTRE + CADRE	FILTER + FRAME	FILTER + RAHMEN
538A0325	64 10 2A	23	ENSEMBLE COMMANDE	UNIT ORDERS	AUFTRAGSGESAMHEIT
538A0326	64 10 2A	24	COMMANDE CHAUFFAGE	ORDER HEATING	HEIZUNGSAUFTRAG
538A0327	64 10 4A	34	ENSEMBLE BIELLE INFERIEURE	LOWER ROD UNIT	GESAMTHEIT NIEDRIGE STANGE
538A0328	64 10 4A	2	PORTE + VERRES	DOOR + GLASSES	TÜR + GLÄSER
538A0329	64 10 4A	1	PORTE EQUIPÉE	EQUIPPED CARRY	AUSGESTATTETE TÜR
538A0331	64 10 4A	19	BIELLE HAUTE ÉQUIPÉE	HIGH ROD EQUIPPED	AUSGESTATTETE HOHE STANGE
538A0332	64 10 4A	27	GLISSIERE	SLIPPER	GLEITFLAECHE
538A0333	64 10 4A	25	ENSEMBLE RAIL	RAIL UNIT	SCHIENENGESAMTHEIT
538A0334	64 10 4A	23	ENSEMBLE POIGNÉE	HANDLE UNIT	HANDGESAMTHEIT
538A0335	64 10 4A	18	ENS. VERROUILLAGE	LOCKING DEVICE	VERRIEGELUNG
538A0336	64 10 4A	33	ENSEMBLE MECANISME	MECHANISM UNIT	BAUSATZ MECHANISMUS
538A0337	64 10 4A	22	ENSEMBLE POIGNÉE	HANDLE UNIT	HANDGESAMTHEIT
538A0338	64 10 4A	6	SUPPORT	BRACKET	TRAEGER
538A0339	64 10 4A	8	BRAS PIVOT	SWIVEL ARM	SCHWENKARM
538A0340	64 10 4A	13	SUPPORT	BRACKET	TRAEGER
538A0341	64 10 4A	3	PORTE	DOOR	TUER
538A0342	64 10 4A	30	CORPS	BODY	KOERPER
538A0343	64 10 4A	16	PLAQUE	PLATE	PLATTE
538A0344	64 10 4A	17	BUTEE	CATCH	FALLE

REPERTOIRE ALPHANUMERIQUE
NUMERICAL AND ALPHABETICAL INDEX
ALPHABETISCHER NUMERISCHER INDEX

Référence Parts number Teilnummer	Page Page Seite	Repère Item Position	Désignation Designation Beizeichnung		
538A0345	64 10 4A	40	SUPPORT	BRACKET	TRAEGER
538A0346	64 10 4A	29	PION DE GUIDAGE	GUIDE	FÜHRUNGSSTÜCK
538A0347	64 10 4A	11	HABILLAGE	CLADDING	VERKLEIDUNG
538A0348	64 10 4A	32	DOUILLE	SOCKET	BUCHSE
538A0349	64 10 4A	36	ROULEMENT CONIQUE	TAPER ROLLER BEARNIN	KEGELROLLENLAGER
538A0350	64 10 4A	28	ROULEMENT BILLES	BALL BEARING	KUGELLAGER
538A0351	64 10 4A	15	PLATINE	DECK	PLATTE
538A0352	64 10 4A	37	GACHE	TRIGGER	DRUECKER
538A0353	64 10 4A	7	POIGNEE DE PORTE	DOOR HANDLE	TÜRDRÜCKER
538A0355	64 10 4A	9	SERRURE	LOCK	SCHLOSS
538A0357	64 10 4A	10	SERRURE	LOCK	SCHLOSS
538A0358	64 10 4A	24	POUSSOIR	TAPPET	STOESSEL
538A0359	64 10 4A	31	AXE	CLEVIS PIN	BOLZEN
538A0361	64 10 4A	41	BUTEE	CATCH	FALLE
538A0362	64 10 2A	25	BOL	BOWL	BECHER
538A0363	64 10 2A	26	COMMANDE CLIMATISATION	ORDER AIR-CONDITIONING	KLIMATISIERUNGS-AUFTRAG
538A0365	64 10 2A	28	INTERRUPTEUR	SWITCH	ABSCHALTER
538A0366	64 10 2A	31	INTERRUPTEUR CLIMATISATION	AIR CONDITIONING SWITCH	SCHALTER DER KLIMAANLAGE
538A0367	64 10 2A	29	COMMANDE CLIMATISATION	ORDER AIR-CONDITIONING	KLIMATISIERUNGS-AUFTRAG
538A0368	64 10 2A	27	PLATINE	DECK	PLATTE
538A0369	64 65 1A	1	CLIMATISATION	AIR CONDITIONER	KLIMAANLAGE
538A0370	62 95 2A 62 95 2B	32 23	PRESSOSTAT	PRESSURE SWITCH	DRUCKSCHALTER
538A0371	64 65 1A	5	VANNE	GATE VALVE	VENTIL
538A0372	64 65 1A	3	DETENDEUR	EXPANDER	DRUCKMINDERER
538A0373	64 65 1A	4	THERMOSTAT	THERMOSTAT	THERMOSTAT
538A0374	64 65 1A	2	ENSEMBLE VENTILATEUR	FAN ASSEMBLY	VENTILATOR-EINHEIT
538A0375	64 10 5C	7	ENSEMBLE BIELLE INFERIEURE	LOWER ROD UNIT	GESAMTHEIT NIEDRIGE STANGE
538A0376	64 10 5C	2	PARE-BRISE ÉQUIPÉ	WINDSCREEN EQUIPPED	AUSGESTATTETER WINDSCHUTZSCHEIBE
538A0377	64 10 5C	10	RONDELLE	WASHER	UNTERLEGSCHEIBE
538A0378	64 10 2A	33	PORTE BALAI	BRUSH HOLDER	KOHLENHALTER
538A0379	64 10 2A	32	BALAI	BRUSH	KOHLE
538A0380	72 70 1A	8	FAISCEAU ELECTRIQUE	HARNESS WIRING	KABELSATZ
538A0381	72 70 1A	9	MOTEUR ESSUIE GLACE	WIPER MOTOR	WISCHERMOTOR
538A0382	64 10 4A	43	RAIL	RAIL	SCHIENE

REPERTOIRE ALPHANUMERIQUE
NUMERICAL AND ALPHABETICAL INDEX
ALPHABETISCHER NUMERISCHER INDEX

Référence Parts number Teilnummer	Page Page Seite	Repère Item Position	Désignation Designation Beizeichnung		
538A0383	64 10 4A	42	BUTEE	CATCH	FALLE
538A0384	64 10 2A	34	GICLEUR	NOZZLE	SPRITZDUESE
538A0385	72 65 1A	5	ANTENNE	ANTENNA	ANTENNE
538A0386	64 10 3A	11	BOUCHON	PLUG	VERSCHL.STOPFEN
538A0387	64 10 3A	10	BOUCHON	PLUG	VERSCHL.STOPFEN
538A0388	64 10 6A	3	PIECE DE FIXATION	ATTACHING PART	ANBAUTEIL
538A0389	64 10 6A	2	PIECE DE FIXATION	ATTACHING PART	ANBAUTEIL
538A0390	64 10 5A	30	GUIDE	GUIDE	FUEHRUNG
	64 10 6A	4			
538A0391	64 10 5A	7	RONDELLE ANTI-EXTRU.	BACK-UP RING	STUETZRING
	64 10 6A	10			
538A0392	64 10 5A	6	PALIER	BEARING	LAGER
	64 10 6A	9			
538A0393	64 10 5A	29	PIECE DE FIXATION	ATTACHING PART	ANBAUTEIL
538A0394	64 10 5A	28	PIECE DE FIXATION	ATTACHING PART	ANBAUTEIL
538A0395	64 10 5A	32	AXE	CLEVIS PIN	BOLZEN
	64 10 6A	6			
538A0396	64 10 5A	34	RESSORT	SPRING	FEDER
	64 10 6A	8			
538A0397	64 10 5A	33	RESSORT	SPRING	FEDER
	64 10 6A	7			
538A0398	64 10 4A	45	PLAQUE	PLATE	PLATTE
538A0399	64 10 4A	44	GACHE	TRIGGER	DRUECKER
538A0400	64 10 4A	47	CABLE	CABLE	KABEL
538A0401	64 10 4A	46	CABLE	CABLE	KABEL
538A0402	64 60 1A	9	RACCORD	NIPPLE	VERBINDUNGSELEMENT
538A0403	64 60 1A	8	VANNE	GATE VALVE	VENTIL
538A0404	64 10 2A	35	RETROVISEUR	MIRROR	SPIEGEL
538A0405	64 10 4A	48	JOINT	SEAL	DICHTRING
538A0406	64 10 4A	39	BUTEE	CATCHER	FALLE
538A0409	64 10 5B	42	RAIL	RAIL	SCHIENE
	64 10 5C	37			
538A0410	64 10 5B	43	RAIL	RAIL	SCHIENE
	64 10 5C	38			
538A0411	64 10 5B	3	CHAPE	YOKE	JOCH
	64 10 5C	40			
538A0412	64 10 6A	15	CALE	SHIM	KEIL
538A0413	64 10 5B	40	RONDELLE	WASHER	UNTERLEGSCHEIBE
	64 10 5C	36			
538A0414	64 10 5B	44	BUTEE	CATCH	FALLE

REPERTOIRE ALPHANUMERIQUE
NUMERICAL AND ALPHABETICAL INDEX
ALPHABETISCHER NUMERISCHER INDEX

Référence Parts number Teilnummer	Page Page Seite	Repère Item Position	Désignation Designation Beizeichnung		
	64 10 5C	39			
538A0415	64 10 5A	35	VIS (JEU)	SCREW KIT	SCHRAUBE (BAUSATZ)
538A0416	64 10 5A	4	GABARIT	GAUGE	SPURLEHRE
538A0417	64 10 6A	11	JOINT	SEAL	DICHTRING
538A0418	64 10 6A	16	ENTRETOISE	SPACER	ABSTANDSTUECK
538A0420	64 10 2A	36	ALLUME CIGARE	LIGHTER	ZIG ANZUENDER
538A0421	64 10 2A	37	CENDRIER	ASHTRAY	ASCHENBECHER
538A0422	64 10 2A	41	VIS	SCREW	SCHRAUBE
538A0423	64 10 2A	40	RONDELLE	WASHER	UNTERLEGSCHEIBE
538A0424	64 10 2A	48	RONDELLE CUVETTE	DISHED WASHER	SENKSCHEIBE
538A0425	64 10 2A	42	RONDELLE CUVETTE	DISHED WASHER	SENKSCHEIBE
538A0426	64 10 2A	44	RIVET	RIVET	NIET
538A0427	64 10 2A	49	JOINT	SEAL	DICHTRING
538A0428	64 10 2A	50	DIFFUSEUR D'AIR	AIR OUTLET	LUFTDUESE
538A0429	64 10 2A	12	AGRAFE	CRAMP	KLAMMER
538A0430	64 10 2A	43	PIECE DE BLOCAGE	PART OF BLOCKING	BLOCKIERSTÜCK
538A0431	64 10 2A	46	RONDELLE	WASHER	UNTERLEGSCHEIBE
538A0432	64 10 2A	45	VERROU	LATCH	RIEGEL
538A0433	64 10 4A	51	POIGNEE	HANDLE	HANDGRIFF
538A0434	64 10 4A	52	GACHE	TRIGGER	DRUECKER
538A0435	64 10 2A	51	TUYAU	TUBE	ROHR
538A0436	72 70 1A	10	PLAFONNIER	ROOF LIGHT	DECKENLEUCHTE
5400703	02 90 1A	1	CATALOGUE P.R.	PARTS BOOK	ERSATZTEILLISTE
5400705	02 90 1A	2	NOTICE DE CONDUITE ET D'ENTRETIEN	OPERATING AND MAINTENANCE MANUAL	BEDIENUNGS- UND WARTUNGSANLEITUNG
5400717	65 10 1A	36	PLAN DE MONTAGE	MOUNTING DRAWING	MONTAGE ZEICHNUNG
5400719	68 45 1A	22	PLAN DE MONTAGE	MOUNTING DRAWING	MONTAGE ZEICHNUNG
5400721	02 90 1A	3	MANUEL DE REPARATION	REPAIR MANUAL	REPARATURANLEITUNG
5400723	51 10 1A	49	PLAN DE MONTAGE	MOUNTING DRAWING	MONTAGE ZEICHNUNG
5400725	10 60 1B	12	PLAN DE MONTAGE	MOUNTING DRAWING	MONTAGE ZEICHNUNG
5400726	71 35 1A	21	PLAN DE MONTAGE	MOUNTING DRAWING	MONTAGE ZEICHNUNG
5400727	51 55 1A	16	PLAN DE MONTAGE	MOUNTING DRAWING	MONTAGE ZEICHNUNG
5400729	64 10 4A	49	PLAN DE MONTAGE	MOUNTING DRAWING	MONTAGE ZEICHNUNG
5400732	56 10 1A	19	PLAN DE MONTAGE	MOUNTING DRAWING	MONTAGE ZEICHNUNG
5400738	71 31 1A	11	PLAN DE MONTAGE	MOUNTING DRAWING	MONTAGE ZEICHNUNG
5400740	71 31 1A	13	PLAN DE MONTAGE	MOUNTING DRAWING	MONTAGE ZEICHNUNG
5400747	62 10 1C	50	PLAN DE MONTAGE	MOUNTING DRAWING	MONTAGE ZEICHNUNG
5400748	62 80 1C	37	PLAN DE MONTAGE	MOUNTING DRAWING	MONTAGE ZEICHNUNG
5440036	06 60 1A	4	FOURCHE	FORK	GABEL
5440198	06 45 1A	10	LAME D'USURE	CUTTING EDGE	BLATT

Référence Parts number Teilnummer	Page Page Seite	Repère Item Position	Désignation Designation Beizeichnung		
	06 46 1A	4			
5440203	06 41 1A	1	GODET	BUCKET	LOEFFEL
5440204	06 41 1A	11	GODET	BUCKET	LOEFFEL
5440223	06 45 1A	14	CONTRE-LAME	COUNTER-BLADE	GEGEN KLINGE
	06 46 1A	9			
5448002	06 40 1A	11	GODET	BUCKET	LOEFFEL
5448003	06 40 1A	1	GODET	BUCKET	LOEFFEL
5450020	03 30 1A	1	TROUSSE OUTILLAGE	CASE TOOLS	AUSRÜSTUNGKOFFER
5450060	03 20 1A	1	OUTILLAGE	TOOLING	WERKZEUG
5450061	03 20 1A	2	OUTILLAGE	TOOLING	WERKZEUG
5450062	03 20 1A	3	OUTILLAGE	TOOLING	WERKZEUG
5450063	03 20 1A	4	OUTILLAGE	TOOLING	WERKZEUG
5450064	03 20 1A	5	OUTILLAGE	TOOLING	WERKZEUG
5460399	68 50 1A	15	CLIQUET EQUIPE	EQUIPPED RATCHET	KOMPETTE RATSCHE
5460415	61 32 1A	2	STABILISATEUR	STABILISER	STABILISATOR
5460416	61 30 1A	2 .0	STABILISATEUR	STABILISER	STABILISATOR
5460417	61 40 1A	4	BRAS BAGUE	ARM INCLUDED BEARING	ARM MIT BÜCHSE
5460431	68 45 1A	1	BIELLE CONNECTION	CONNECTING LINK	VERBINDUNGSSTANGE
5460450	68 30 1A	1	NOIX DE DEPORT BAGUEE	KNUCKLE INCLUDED BEARINGS	GELENK MIT BÜCHSE
5460454	68 40 1A	1	BRAS BAGUE	ARM WITH BUSHES	ARM MIT BUECHSE
5460456	68 20 2A	1	BEC DE FLECHE BAGUE	INTERMEDIATE BOOM INCLUDED BEARINGS	BESCHICKERAUSLEGER MIT BUCHSE
5460457	68 20 3A	1	BEC DE FLECHE BAGUE	INTERMEDIATE BOOM INCLUDED BEARINGS	BESCHICKERAUSLEGER MIT BUCHSE
5460460	61 32 1A	2 .1	STABILISATEUR	STABILISER	STABILISATOR
5460461	61 30 1A	2 .1	STABILISATEUR	STABILISER	STABILISATOR
5460467	62 10 1A	1	ENSEMBLE TOURELLE	TOWER ASSEMBLY	TURM EINHEIT
5460469	68 40 2A	35	BRAS BAGUE	ARM WITH BUSHES	ARM MIT BUECHSE
5460476	62 10 1A	1 .1	ENSEMBLE TOURELLE	TOWER ASSEMBLY	TURM EINHEIT
	62 10 1B	1			
5460497	68 53 1A	10	PORTE-OUTILS	TOOLS-HOLDER	WERKZEUGETRÄGER
5460498	68 20 1A	1	BEC DE FLECHE BAGUE	INTERMEDIATE BOOM INCLUDED BEARINGS	BESCHICKERAUSLEGER MIT BUCHSE
5460504	68 20 3A	22	BEC DE FLECHE BAGUE	INTERMEDIATE BOOM INCLUDED BEARINGS	BESCHICKERAUSLEGER MIT BUCHSE
5460506	68 20 3A	21	BEC DE FLECHE BAGUE	INTERMEDIATE BOOM INCLUDED BEARINGS	BESCHICKERAUSLEGER MIT BUCHSE
5460509	68 40 2A	33	BRAS BAGUE	ARM WITH BUSHES	ARM MIT BUECHSE
5460512	62 10 1C	1	ENSEMBLE TOURELLE	TOWER ASSEMBLY	TURM EINHEIT

REPERTOIRE ALPHANUMERIQUE
NUMERICAL AND ALPHABETICAL INDEX
ALPHABETISCHER NUMERISCHER INDEX

Référence Parts number Teilnummer	Page Page Seite	Repère Item Position	Désignation Designation Beizeichnung		
5460513	68 40 1A	1 .1	BRAS BAGUE	ARM WITH BUSHES	ARM MIT BUECHSE
5460519	68 10 1A	1	FLECHE BAGUEE	BOOM WITH BEARINGS	AUSLEGER MIT BÜCHSE
5460523	68 40 2A	1	BRAS BAGUE	ARM WITH BUSHES	ARM MIT BUECHSE
5460533	68 50 1B	10	PORTE-OUTILS	TOOLS-HOLDER	WERKZEUGETRÄGER
5460534	68 40 2A	1 .3	BRAS BAGUE	ARM WITH BUSHES	ARM MIT BUECHSE
5471018	56 10 1A	7	FLEXIBLE	HOSE	SCHLAUCH
	56 10 1B	7			
5471043	56 10 1B	15	FLEXIBLE	HOSE	SCHLAUCH
5471047	42 10 1B	4	FLEXIBLE	HOSE	SCHLAUCH
	54 15 1A	15			
	54 20 1A	19			
	54 20 1A	9			
	54 35 1A	18			
5471048	55 10 1A	7	FLEXIBLE	HOSE	SCHLAUCH
5471049	55 10 1A	6	FLEXIBLE	HOSE	SCHLAUCH
5471050	56 10 1A	12	FLEXIBLE	HOSE	SCHLAUCH
	56 10 1B	12			
5471051	55 10 1A	1	FLEXIBLE	HOSE	SCHLAUCH
5471054	55 10 1A	5	FLEXIBLE	HOSE	SCHLAUCH
5471057	54 20 1A	5	FLEXIBLE	HOSE	SCHLAUCH
5471058	22 10 1A	19	FLEXIBLE	HOSE	SCHLAUCH
	22 10 1B	19			
	54 20 1A	4			
5471059	41 15 1B	13	FLEXIBLE	HOSE	SCHLAUCH
	51 20 1A	7			
5471060	54 40 1A	23	FLEXIBLE	HOSE	SCHLAUCH
5471061	54 20 1A	5 .1	FLEXIBLE	HOSE	SCHLAUCH
	54 35 1A	30			
	54 35 1A	11			
	54 40 1B	23			
5471063	22 10 1A	21	FLEXIBLE	HOSE	SCHLAUCH
5471066	56 10 1A	15	FLEXIBLE	HOSE	SCHLAUCH
5471067	54 25 1A	17	FLEXIBLE	HOSE	SCHLAUCH
	54 25 1A	5			
5471069	54 30 1A	8	FLEXIBLE	HOSE	SCHLAUCH
	54 30 2A	8			
	54 30 2B	8			
	54 30 2B	4			
	54 31 1A	10			
	54 31 2A	10			

Référence Parts number Teilnummer	Page Page Seite	Repère Item Position	Désignation Designation Beizeichnung		
	54 32 1A	10			
	54 32 2A	10			
5471070	54 10 1A	15	FLEXIBLE	HOSE	SCHLAUCH
	54 10 1B	15			
5471073	42 10 1A	13	FLEXIBLE	HOSE	SCHLAUCH
	53 30 1A	17			
	53 30 1A	6 .0			
	54 10 1B	27			
	54 15 1A	6 .1			
5471130	54 30 1A	5	FLEXIBLE	HOSE	SCHLAUCH
	54 30 1B	5			
	54 31 1A	12			
	54 32 1A	12			
5471131	54 26 1A	4	FLEXIBLE	HOSE	SCHLAUCH
5471132	54 21 1A	5	FLEXIBLE	HOSE	SCHLAUCH
5471133	54 21 1A	10	FLEXIBLE	HOSE	SCHLAUCH
5471134	54 16 1A	5	FLEXIBLE	HOSE	SCHLAUCH
	54 16 1A	11			
5471135	54 21 1A	7	FLEXIBLE	HOSE	SCHLAUCH
	54 26 1A	2			
5471136	54 16 1A	7	FLEXIBLE	HOSE	SCHLAUCH
5471138	54 16 1A	3	FLEXIBLE	HOSE	SCHLAUCH
	54 21 1A	3			
	54 21 2A	2			
	54 26 1A	6			
	54 26 2A	6			
5471141	53 30 1A	17 .1	FLEXIBLE	HOSE	SCHLAUCH
	54 10 1A	21			
	54 15 1A	15 .1			
	54 15 1A	6			
	54 35 1A	7			
5471142	54 31 1A	17	FLEXIBLE	HOSE	SCHLAUCH
	54 31 2A	17			
	54 32 1A	17			
	54 32 2A	17			
5471143	54 10 1B	6	FLEXIBLE	HOSE	SCHLAUCH
	54 10 1B	21			
	54 20 1A	19 .1			
	54 30 1B	18			
	54 30 2B	12			

Référence Parts number Teilnummer	Page Page Seite	Repère Item Position	Désignation Designation Beizeichnung	
5471151	51 20 1A	26	FLEXIBLE	HOSE SCHLAUCH
	51 20 1B	26		
5471153	42 10 1A	11	FLEXIBLE	HOSE SCHLAUCH
	42 10 1B	13		
	42 10 1B	11		
5471155	42 10 1A	4	FLEXIBLE	HOSE SCHLAUCH
	54 30 1B	9		
	54 30 2B	9		
	56 10 1A	17		
5471159	54 15 1A	2	FLEXIBLE	HOSE SCHLAUCH
5471160	51 20 1A	3	FLEXIBLE	HOSE SCHLAUCH
5471161	51 20 1A	4	FLEXIBLE	HOSE SCHLAUCH
	51 20 1B	4		
	54 20 1A	2		
5471162	51 20 1A	2	FLEXIBLE	HOSE SCHLAUCH
	51 20 1B	2		
5471167	42 10 1A	8	FLEXIBLE	HOSE SCHLAUCH
5471171	51 10 1A	33	FLEXIBLE	HOSE SCHLAUCH
	51 10 1B	33		
5471172	42 10 1A	12	FLEXIBLE	HOSE SCHLAUCH
	42 10 1B	12		
5471179	54 10 1A	6	FLEXIBLE	HOSE SCHLAUCH
5471180	54 10 1A	5	FLEXIBLE	HOSE SCHLAUCH
	54 10 1B	5		
5471182	22 10 1A	28	FLEXIBLE	HOSE SCHLAUCH
	22 10 1B	28		
5471184	51 15 1A	5	FLEXIBLE	HOSE SCHLAUCH
5471185	54 16 1A	2	FLEXIBLE	HOSE SCHLAUCH
5471188	42 10 1A	10	FLEXIBLE	HOSE SCHLAUCH
	42 10 1B	10		
5471190	41 15 1A	13	FLEXIBLE	HOSE SCHLAUCH
5471191	41 15 1A	14	FLEXIBLE	HOSE SCHLAUCH
	41 15 1B	22		
5471192	41 15 1A	12	FLEXIBLE	HOSE SCHLAUCH
5471193	54 21 2A	4	FLEXIBLE	HOSE SCHLAUCH
5471194	54 21 2A	6	FLEXIBLE	HOSE SCHLAUCH
5471195	54 26 2A	8	FLEXIBLE	HOSE SCHLAUCH
5471196	54 26 2A	3	FLEXIBLE	HOSE SCHLAUCH
5471197	54 21 2A	9	FLEXIBLE	HOSE SCHLAUCH
5471198	54 30 2A	5	FLEXIBLE	HOSE SCHLAUCH

Référence Parts number Teilnummer	Page Page Seite	Repère Item Position	Désignation Designation Beizeichnung		
	54 30 2B	5			
	54 31 2A	12			
	54 32 2A	12			
5471199	54 32 1A	7	FLEXIBLE	HOSE	SCHLAUCH
	54 32 2A	7			
5471205	54 25 1A	5 .1	FLEXIBLE	HOSE	SCHLAUCH
5471207	22 10 1B	21	FLEXIBLE	HOSE	SCHLAUCH
	54 20 1A	4 .1			
5471229	42 10 1B	19	FLEXIBLE	HOSE	SCHLAUCH
5471244	54 30 1B	1	FLEXIBLE	HOSE	SCHLAUCH
	54 30 2B	1			
5471245	54 10 1A	9	FLEXIBLE	HOSE	SCHLAUCH
	54 10 1B	9			
5471246	54 25 1A	17 .1	FLEXIBLE	HOSE	SCHLAUCH
5471247	53 30 1A	6 .1	FLEXIBLE	HOSE	SCHLAUCH
5471249	51 20 1B	9	FLEXIBLE	HOSE	SCHLAUCH
5471250	41 15 1B	12	FLEXIBLE	HOSE	SCHLAUCH
5471257	51 20 1B	7	FLEXIBLE	HOSE	SCHLAUCH
5471261	54 30 1B	4	FLEXIBLE	HOSE	SCHLAUCH
5471262	54 30 1B	8	FLEXIBLE	HOSE	SCHLAUCH
5473030	53 22 1A	5	FLEXIBLE	HOSE	SCHLAUCH
5473032	53 10 1A	8	FLEXIBLE	HOSE	SCHLAUCH
	53 20 1A	5			
5473034	30 10 1A	16	FLEXIBLE	HOSE	SCHLAUCH
	53 10 1A	6			
	53 10 1A	4			
	53 12 1A	4			
	53 22 1A	10			
	53 22 1A	6			
5473036	53 10 1A	5	FLEXIBLE	HOSE	SCHLAUCH
	53 12 1A	5			
5473040	30 10 1A	6	FLEXIBLE	HOSE	SCHLAUCH
	30 12 1A	11			
5473041	30 10 1A	9	FLEXIBLE	HOSE	SCHLAUCH
	30 12 1A	14			
5473042	30 10 1A	2	FLEXIBLE	HOSE	SCHLAUCH
	30 12 1A	10			
5473043	30 10 1A	1	FLEXIBLE	HOSE	SCHLAUCH
5473044	30 10 1A	11	FLEXIBLE	HOSE	SCHLAUCH
	30 12 1A	16			

REPERTOIRE ALPHANUMERIQUE
NUMERICAL AND ALPHABETICAL INDEX
ALPHABETISCHER NUMERISCHER INDEX

Référence Parts number Teilnummer	Page Page Seite	Repère Item Position	Désignation Designation Beizeichnung	
5473046	41 10 1A	12	FLEXIBLE	HOSE SCHLAUCH
	41 12 1A	6		
5473047	41 12 1A	2	FLEXIBLE	HOSE SCHLAUCH
5473049	41 10 1A	4	FLEXIBLE	HOSE SCHLAUCH
5473052	22 10 1A	4	FLEXIBLE	HOSE SCHLAUCH
	22 10 1B	4		
5473054	22 10 1A	8	FLEXIBLE	HOSE SCHLAUCH
	22 10 1B	8		
5473055	30 15 1A	2 .0	FLEXIBLE	HOSE SCHLAUCH
5473056	30 15 1A	3 .0	FLEXIBLE	HOSE SCHLAUCH
5473057	30 10 1A	14	FLEXIBLE	HOSE SCHLAUCH
	30 12 1A	19		
	51 20 1A	6		
	51 20 1B	6		
5473059	30 15 1A	8 .1	FLEXIBLE	HOSE SCHLAUCH
	54 40 1A	16		
	54 40 1B	16		
	55 10 1A	4		
	56 10 1A	16		
	56 10 1B	16		
5473061	22 10 1A	29	FLEXIBLE	HOSE SCHLAUCH
	22 10 1B	29		
5473062	30 15 1A	14	FLEXIBLE	HOSE SCHLAUCH
5473064	51 20 1A	18	FLEXIBLE	HOSE SCHLAUCH
	51 20 1B	18		
5473066	22 10 1A	3	FLEXIBLE	HOSE SCHLAUCH
	22 10 1B	3		
5473067	41 12 1A	1	FLEXIBLE	HOSE SCHLAUCH
5473068	41 10 1A	3	FLEXIBLE	HOSE SCHLAUCH
5473069	41 10 1A	2	FLEXIBLE	HOSE SCHLAUCH
5473070	41 10 1A	1	FLEXIBLE	HOSE SCHLAUCH
5473071	56 10 1A	13	FLEXIBLE	HOSE SCHLAUCH
	56 10 1B	13		
5473072	30 12 1A	5	FLEXIBLE	HOSE SCHLAUCH
5473073	30 12 1A	4	FLEXIBLE	HOSE SCHLAUCH
5473090	54 40 1A	20	FLEXIBLE	HOSE SCHLAUCH
	54 40 1B	20		
	54 40 2A	17		
	54 40 3A	17		
5473091	54 30 1A	11	FLEXIBLE	HOSE SCHLAUCH

Référence Parts number Teilnummer	Page Page Seite	Repère Item Position	Désignation Designation Beizeichnung		
	54 30 1B	11			
5473094	30 15 1A	12 .0	FLEXIBLE	HOSE	SCHLAUCH
5473095	54 30 1A	12	FLEXIBLE	HOSE	SCHLAUCH
	54 30 1B	19			
	54 40 1A	18			
	54 40 1B	18			
5473096	62 95 2A	4	FLEXIBLE	HOSE	SCHLAUCH
	62 95 2B	4			
5473097	62 95 2A	5	FLEXIBLE	HOSE	SCHLAUCH
	62 95 2B	5			
5473098	62 95 2A	6	FLEXIBLE	HOSE	SCHLAUCH
	62 95 2B	6			
5473099	62 95 2A	7	FLEXIBLE	HOSE	SCHLAUCH
	62 95 2B	7			
5473100	30 15 1A	8 .0	FLEXIBLE	HOSE	SCHLAUCH
5473101	41 10 1A	5	FLEXIBLE	HOSE	SCHLAUCH
5473102	54 40 2A	18	FLEXIBLE	HOSE	SCHLAUCH
5473103	54 40 3A	12	FLEXIBLE	HOSE	SCHLAUCH
5473107	30 15 1A	2 .1	FLEXIBLE	HOSE	SCHLAUCH
5473108	30 15 1A	3 .1	FLEXIBLE	HOSE	SCHLAUCH
5473117	53 10 1A	15	FLEXIBLE	HOSE	SCHLAUCH
5473120	30 15 1A	12 .1	FLEXIBLE	HOSE	SCHLAUCH
5473121	53 10 1A	9	FLEXIBLE	HOSE	SCHLAUCH
	53 20 1A	1			
5473123	54 40 1B	25	FLEXIBLE	HOSE	SCHLAUCH
5473125	62 95 2B	4 .1	FLEXIBLE	HOSE	SCHLAUCH
5473126	62 95 2B	5 .1	FLEXIBLE	HOSE	SCHLAUCH
5473127	62 95 2B	7 .1	FLEXIBLE	HOSE	SCHLAUCH
5473128	62 95 2B	6 .1	FLEXIBLE	HOSE	SCHLAUCH
5473129	54 40 1B	26	FLEXIBLE	HOSE	SCHLAUCH
5473130	30 15 1A	15	FLEXIBLE	HOSE	SCHLAUCH
5474021	51 20 1A	16	FLEXIBLE	HOSE	SCHLAUCH
	51 20 1B	16			
5474023	41 15 1A	7	FLEXIBLE	HOSE	SCHLAUCH
	41 15 1B	2			
5474024	41 15 1A	9	FLEXIBLE	HOSE	SCHLAUCH
	41 17 1A	9			
5474025	51 20 1A	22	FLEXIBLE	HOSE	SCHLAUCH
5474026	53 30 1A	4	FLEXIBLE	HOSE	SCHLAUCH
5474031	41 15 1A	2	FLEXIBLE	HOSE	SCHLAUCH

REPERTOIRE ALPHANUMERIQUE
NUMERICAL AND ALPHABETICAL INDEX
ALPHABETISCHER NUMERISCHER INDEX

Référence Parts number Teilnummer	Page Page Seite	Repère Item Position	Désignation Designation Beizeichnung	
5474032	53 20 1A	4	FLEXIBLE	HOSE SCHLAUCH
5474084	22 10 1A	30	FLEXIBLE	HOSE SCHLAUCH
	22 10 1B	30		
5474085	41 15 1A	23	FLEXIBLE	HOSE SCHLAUCH
	41 15 1B	14		
	41 17 1A	7		
5474089	41 17 1A	10	FLEXIBLE	HOSE SCHLAUCH
5474090	51 10 1A	34	FLEXIBLE	HOSE SCHLAUCH
5474091	51 20 1A	9	FLEXIBLE	HOSE SCHLAUCH
5474093	53 30 1A	5	FLEXIBLE	HOSE SCHLAUCH
5474094	42 10 1A	3	FLEXIBLE	HOSE SCHLAUCH
	42 10 1B	3		
5474096	42 10 1A	15	FLEXIBLE	HOSE SCHLAUCH
5474098	51 15 1A	15	FLEXIBLE	HOSE SCHLAUCH
5474099	51 10 1A	15	FLEXIBLE	HOSE SCHLAUCH
	51 10 1B	15		
5474109	51 10 1A	52	FLEXIBLE	HOSE SCHLAUCH
5474110	51 10 1A	51	FLEXIBLE	HOSE SCHLAUCH
5474116	42 10 1B	15	FLEXIBLE	HOSE SCHLAUCH
5474128	51 10 1A	59	FLEXIBLE	HOSE SCHLAUCH
5474134	53 30 1A	13	FLEXIBLE	HOSE SCHLAUCH
5474135	53 30 1A	14	FLEXIBLE	HOSE SCHLAUCH
5474136	41 15 1B	9	FLEXIBLE	HOSE SCHLAUCH
	41 17 1A	9 .1		
5474137	51 10 1B	34	FLEXIBLE	HOSE SCHLAUCH
5474138	51 15 1A	15 .1	FLEXIBLE	HOSE SCHLAUCH
5474143	30 15 1A	18	FLEXIBLE	HOSE SCHLAUCH
5474146	51 20 1B	22	FLEXIBLE	HOSE SCHLAUCH
5475008	22 10 1A	33	FLEXIBLE	HOSE SCHLAUCH
5475012	41 17 1A	2	FLEXIBLE	HOSE SCHLAUCH
5475031	51 20 1A	13	FLEXIBLE	HOSE SCHLAUCH
5475032	41 15 1A	10	FLEXIBLE	HOSE SCHLAUCH
5475033	41 15 1A	3	FLEXIBLE	HOSE SCHLAUCH
5475063	51 20 1B	13	FLEXIBLE	HOSE SCHLAUCH
5475064	22 10 1B	33	FLEXIBLE	HOSE SCHLAUCH
5475075	41 15 1B	3	FLEXIBLE	HOSE SCHLAUCH
5475088	41 15 1B	10	FLEXIBLE	HOSE SCHLAUCH
5476065	54 25 1A	8	FLEXIBLE	HOSE SCHLAUCH
	54 35 1A	24		
5476066	54 35 1A	26	FLEXIBLE	HOSE SCHLAUCH

REPERTOIRE ALPHANUMERIQUE
NUMERICAL AND ALPHABETICAL INDEX
ALPHABETISCHER NUMERISCHER INDEX

Référence Parts number Teilnummer	Page Page Seite	Repère Item Position	Désignation Designation Beizeichnung	
5476067	54 35 1A	25	FLEXIBLE	HOSE SCHLAUCH
5476068	54 25 1A	14	FLEXIBLE	HOSE SCHLAUCH
5476069	54 25 1A	15	FLEXIBLE	HOSE SCHLAUCH
5476070	54 20 1A	11	FLEXIBLE	HOSE SCHLAUCH
5476071	54 15 1A	8	FLEXIBLE	HOSE SCHLAUCH
5476072	54 15 1A	9	FLEXIBLE	HOSE SCHLAUCH
5476074	54 20 1A	15	FLEXIBLE	HOSE SCHLAUCH
5476080	54 10 1A	10	FLEXIBLE	HOSE SCHLAUCH
	54 10 1B	10		
5476081	54 10 1A	3	FLEXIBLE	HOSE SCHLAUCH
	54 10 1B	3		
5476082	22 10 1A	25	FLEXIBLE	HOSE SCHLAUCH
5476084	54 20 1A	13	FLEXIBLE	HOSE SCHLAUCH
5476085	54 40 1A	9	FLEXIBLE	HOSE SCHLAUCH
	54 40 1B	9		
5476086	54 40 1A	12	FLEXIBLE	HOSE SCHLAUCH
	54 40 1B	12		
	54 40 2A	12		
5476087	54 40 1A	8	FLEXIBLE	HOSE SCHLAUCH
	54 40 1B	8		
5476088	54 40 1A	11	FLEXIBLE	HOSE SCHLAUCH
	54 40 1B	11		
	54 40 2A	11		
5476089	54 10 1A	4	FLEXIBLE	HOSE SCHLAUCH
	54 10 1B	4		
5476090	22 10 1A	17	FLEXIBLE	HOSE SCHLAUCH
5476091	54 35 2A	2	FLEXIBLE	HOSE SCHLAUCH
5476092	54 35 2A	1	FLEXIBLE	HOSE SCHLAUCH
5476093	54 25 2A	1	FLEXIBLE	HOSE SCHLAUCH
5476094	54 25 2A	2	FLEXIBLE	HOSE SCHLAUCH
5476095	54 20 2A	1	FLEXIBLE	HOSE SCHLAUCH
5476096	54 40 2A	9	FLEXIBLE	HOSE SCHLAUCH
5476097	54 40 2A	8	FLEXIBLE	HOSE SCHLAUCH
5476098	54 20 3A	2	FLEXIBLE	HOSE SCHLAUCH
5476099	54 20 3A	1	FLEXIBLE	HOSE SCHLAUCH
5476100	54 35 3A	5	FLEXIBLE	HOSE SCHLAUCH
5476101	54 40 3A	11	FLEXIBLE	HOSE SCHLAUCH
5476102	54 40 3A	8	FLEXIBLE	HOSE SCHLAUCH
5476103	54 25 3A	12	FLEXIBLE	HOSE SCHLAUCH
5476104	54 25 3A	8	FLEXIBLE	HOSE SCHLAUCH

REPERTOIRE ALPHANUMERIQUE
NUMERICAL AND ALPHABETICAL INDEX
ALPHABETISCHER NUMERISCHER INDEX

Référence Parts number Teilnummer	Page Page Seite	Repère Item Position	Désignation Designation Beizeichnung		
5476122	22 10 1A	36	FLEXIBLE	HOSE	SCHLAUCH
5476124	22 10 1B	25	FLEXIBLE	HOSE	SCHLAUCH
5476125	22 10 1B	17	FLEXIBLE	HOSE	SCHLAUCH
5476130	51 10 1B	24	FLEXIBLE	HOSE	SCHLAUCH
5476135	54 20 1A	20	FLEXIBLE	HOSE	SCHLAUCH
	54 20 2A	3			
	54 20 3A	11			
	54 25 1A	18			
	54 35 1A	34			
5476137	54 20 1A	21	FLEXIBLE	HOSE	SCHLAUCH
	54 20 2A	4			
	54 25 1A	19			
	54 35 1A	35			
5476138	54 20 3A	13	FLEXIBLE	HOSE	SCHLAUCH
5476139	54 20 3A	12	FLEXIBLE	HOSE	SCHLAUCH
5477004	51 10 1A	32	FLEXIBLE	HOSE	SCHLAUCH
	51 10 1B	32			
5477005	51 10 1A	38	FLEXIBLE	HOSE	SCHLAUCH
5477006	51 10 1A	16	FLEXIBLE	HOSE	SCHLAUCH
5477011	22 10 1A	12	FLEXIBLE	HOSE	SCHLAUCH
	22 10 1B	12			
5477016	51 10 1A	22	FLEXIBLE	HOSE	SCHLAUCH
5477017	51 10 1A	24	FLEXIBLE	HOSE	SCHLAUCH
5477019	51 10 1A	47	FLEXIBLE	HOSE	SCHLAUCH
5477021	51 10 1A	58	FLEXIBLE	HOSE	SCHLAUCH
5477022	51 10 1A	54	FLEXIBLE	HOSE	SCHLAUCH
5477023	51 10 1A	55	FLEXIBLE	HOSE	SCHLAUCH
	51 10 1B	38			
5477026	22 10 1A	14	FLEXIBLE	HOSE	SCHLAUCH
	22 10 1B	14			
5477031	51 10 1B	16	FLEXIBLE	HOSE	SCHLAUCH
5478002	54 35 1A	2	FLEXIBLE	HOSE	SCHLAUCH
	54 35 3A	14			
5478003	54 35 1A	4	FLEXIBLE	HOSE	SCHLAUCH
5478004	54 35 3A	1	FLEXIBLE	HOSE	SCHLAUCH
5478005	54 35 3A	4	FLEXIBLE	HOSE	SCHLAUCH
5478006	54 35 1A	29	FLEXIBLE	HOSE	SCHLAUCH
	54 35 3A	11			
5478009	51 10 1B	46	FLEXIBLE	HOSE	SCHLAUCH
5480023	51 10 1A	41	ECROU	NUT	MUTTER

REPERTOIRE ALPHANUMERIQUE
NUMERICAL AND ALPHABETICAL INDEX
ALPHABETISCHER NUMERISCHER INDEX

Référence Parts number Teilnummer	Page Page Seite	Repère Item Position	Désignation Designation Beizeichnung		
	51 10 1B	41			
5485014	51 10 1A	42	RACCORD	NIPPLE	VERBINDUNGSELEMENT
	51 10 1B	42			
5510007	68 20 1A	9	RONDELLE BUTEE	THRUST WASHER	DRUCKSCHEIBE
5520027	72 30 1A	12	RONDELLE NYLON	WASHER NYLON	NYLONSCHEIBE
5530031	68 30 1A	17	CALE	SHIM	KEIL
	68 40 1A	12			
	68 40 2A	12			
5530032	68 30 1A	18	CALE	SHIM	KEIL
	68 40 1A	13			
	68 40 2A	13			
5530036	06 85 1A	4	CALE	SHIM	KEIL
5530053	61 30 1A	20	CALE	SHIM	KEIL
	61 32 1A	20			
	68 30 1A	19			
	68 40 1A	14			
	68 40 2A	14			
5530055	68 20 3A	18	CALE	SHIM	KEIL
	68 40 1A	18			
5530056	68 20 3A	19	CALE	SHIM	KEIL
	68 40 1A	19			
5530057	68 20 3A	20	CALE	SHIM	KEIL
	68 40 1A	20			
5530061	61 40 1A	25	CALE	SHIM	KEIL
5530085	68 10 1A	15	CALE	SHIM	KEIL
	68 20 2A	12			
	68 30 1A	20			
	68 40 1A	31			
	68 40 2A	31			
5530086	68 10 1A	16	CALE	SHIM	KEIL
	68 20 2A	13			
	68 20 3A	13			
	68 30 1A	12			
	68 40 1A	32			
	68 40 2A	32			
5530087	68 10 1A	17	CALE	SHIM	KEIL
	68 20 2A	14			
	68 20 3A	14			
	68 30 1A	13			
	68 40 1A	33			

REPERTOIRE ALPHANUMERIQUE
NUMERICAL AND ALPHABETICAL INDEX
ALPHABETISCHER NUMERISCHER INDEX

Référence Parts number Teilnummer	Page Page Seite	Repère Item Position		Désignation Designation Beizeichnung	
	68 40 2A	18			
5530091	68 40 1A	25	CALE	SHIM	KEIL
	68 40 2A	25			
	68 45 1A	14			
5530092	68 40 1A	26	CALE	SHIM	KEIL
	68 40 2A	26			
	68 45 1A	15			
5530093	68 40 1A	27	CALE	SHIM	KEIL
	68 40 2A	27			
	68 45 1A	16			
5530126	68 10 1A	18	CALE	SHIM	KEIL
5530127	68 10 1A	19	CALE	SHIM	KEIL
5540019	64 50 1B	42	RONDELLE	WASHER	UNTERLEGSCHEIBE
5540038	61 40 1A	26	CALE	SHIM	KEIL
5540050	10 75 1B	38	RONDELLE	WASHER	UNTERLEGSCHEIBE
	10 75 1C	24			
5540084	64 50 1A	18	CALE D'EPAISSEUR	SHIM	UNTERLEGPLATTE
	64 50 1B	18			
5540118	10 75 1B	33	RONDELLE	WASHER	UNTERLEGSCHEIBE
	10 75 1C	29			
	81 20 1A	12			
5540119	61 40 1A	27	CALE	SHIM	KEIL
	61 40 1A	6			
5540120	64 50 1A	3	RONDELLE	WASHER	UNTERLEGSCHEIBE
	64 50 1B	3			
5540122	51 80 1A	22	CALE D'EPAISSEUR	SHIM	UNTERLEGPLATTE
	51 80 2A	22			
5540123	06 40 1A	12	CALE D'EPAISSEUR	SHIM	UNTERLEGPLATTE
	06 41 1A	12			
5550023	64 50 1A	5	RONDELLE	WASHER	UNTERLEGSCHEIBE
5550024	64 50 1B	47	RONDELLE	WASHER	UNTERLEGSCHEIBE
5560009	68 20 3A	16	RONDELLE	WASHER	UNTERLEGSCHEIBE
5570006	10 70 1A	12	CALE D'EPAISSEUR	SHIM	UNTERLEGPLATTE
5570007	10 70 1A	13	CALE D'EPAISSEUR	SHIM	UNTERLEGPLATTE
5570008	10 70 1A	14	CALE D'EPAISSEUR	SHIM	UNTERLEGPLATTE
5580003	06 40 1A	9	GRAISSEUR	GREASE FITING	SCHMIERNIPPEL
	06 41 1A	9			
5580005	06 40 2A	7	GRAISSEUR	GREASE FITING	SCHMIERNIPPEL
	54 60 1A	11			
	54 60 1B	11			

REPERTOIRE ALPHANUMERIQUE
NUMERICAL AND ALPHABETICAL INDEX
ALPHABETISCHER NUMERISCHER INDEX

Référence Parts number Teilnummer	Page Page Seite	Repère Item Position		Désignation Designation Beizeichnung	
	54 70 1A	5			
	61 40 1A	16			
5580006	54 60 1A	18	GRAISSEUR	GREASE FITING	SCHMIERNIPPEL
	54 60 1B	13			
5580008	06 52 1A	3	GRAISSEUR	GREASE FITING	SCHMIERNIPPEL
	53 50 1A	11			
	53 52 1A	11			
	53 60 1A	12			
	53 62 1A	12			
	54 50 1A	13			
	54 52 1A	13			
	54 55 1A	8			
	54 65 1A	7			
	54 65 1B	7			
	54 65 2A	7			
	54 70 1B	5			
	61 15 1A	4			
	61 30 1A	13			
	61 32 1A	13			
	61 40 1A	18			
	62 80 1B	20			
	62 80 1C	20			
	68 10 1A	3			
	68 20 1A	3			
	68 20 2A	3			
	68 20 3A	5			
	68 40 1A	2			
	68 40 1A	22			
	68 40 2A	2			
	68 40 2A	22			
	68 45 1A	2			
	68 50 1B	15			
	68 53 1A	15			
5580010	54 70 1A	8	GRAISSEUR	GREASE FITING	SCHMIERNIPPEL
	54 70 1B	8			
	61 15 1A	27			
	62 80 1A	10			
	62 80 1B	10			
	62 80 1C	10			
	68 20 1A	4			

REPERTOIRE ALPHANUMERIQUE
NUMERICAL AND ALPHABETICAL INDEX
ALPHABETISCHER NUMERISCHER INDEX

Référence Parts number Teilnummer	Page Page Seite	Repère Item Position	Désignation Designation Beizeichnung		
5600006	30 15 1A	6	BAGUE	BUSH	RING
	51 15 1A	12			
	54 10 1A	18			
	54 10 1B	18			
5600010	51 10 1B	27	BAGUE	BUSH	RING
5600014	71 15 1B	10	BAGUE	BUSH	RING
5600030	64 50 1B	46	JOINT	SEAL	DICHTRING
5600069	62 10 1B	45	JOINT	SEAL	DICHTRING
	62 10 1C	45			
	72 20 1A	24			
5600072	51 20 1A	25	JOINT	SEAL	DICHTRING
	51 20 1B	25			
5600089	51 80 1A	8	JOINT TORIQUE	O-RING	O-RING
	51 80 2A	8			
5600114	71 10 1A	19	JOINT	SEAL	DICHTRING
	71 20 1A	21			
	71 20 1B	35			
	71 20 1B	21			
	71 20 1C	43			
	71 20 1C	21			
	71 20 1D	26			
	71 20 1D	21			
	71 30 1B	43			
	71 30 1C	43			
	71 35 1A	28			
	71 40 1A	7			
	71 60 1A	9			
	72 15 1A	9			
	81 20 1A	6			
5600126	51 80 1A	9	JOINT TORIQUE	O-RING	O-RING
	51 80 2A	9			
5600132	51 10 1A	27	BAGUE	BUSH	RING
5600142	62 30 1A	21	JOINT	SEAL	DICHTRING
	62 30 1B	21			
5600153	05 20 1A	10	JOINT	SEAL	DICHTRING
	62 10 1A	38			
	62 10 1B	38			
	62 10 1C	38			
5600158	62 30 1A	22	JOINT	SEAL	DICHTRING
	62 30 1B	22			

REPERTOIRE ALPHANUMERIQUE
NUMERICAL AND ALPHABETICAL INDEX
ALPHABETISCHER NUMERISCHER INDEX

Référence Parts number Teilnummer	Page Page Seite	Repère Item Position	Désignation Designation Beizeichnung		
	62 35 1A	8			
5600214	51 60 1A	4	JOINT	SEAL	DICHTRING
5600219	61 10 1A	24	JOINT	SEAL	DICHTRING
5600220	71 10 1A	27	JOINT	SEAL	DICHTRING
	71 30 1A	41			
	71 30 1B	39			
	71 30 1C	39			
5600221	71 20 1C	39	JOINT	SEAL	DICHTRING
	71 20 1D	39			
5600224	10 40 1A	6	JOINT	SEAL	DICHTRING
5620042	64 50 1A	1	PLANCHER	FLOOR	BODENBELAG
5620050	64 50 1B	1	PLANCHER	FLOOR	BODENBELAG
5640061	06 85 1A	3	AXE	CLEVIS PIN	BOLZEN
5640063	06 85 1A	8	AXE	CLEVIS PIN	BOLZEN
5640216	54 60 1A	7	ECROU A CRENEAUX	CASTLE NUT	KRONENMUTTER
	54 60 1B	7			
	54 70 1A	2			
5640444	53 50 1A	2	ECROU A CRENEAUX	CASTLE NUT	KRONENMUTTER
	53 52 1A	2			
	53 60 1A	2			
	53 62 1A	2			
5640540	54 50 1A	4	AXE DE PISTON	PISTON PIN	KOLBENBOLZEN
	54 52 1A	4			
	54 55 1A	3			
	54 65 1A	3			
	54 65 1B	3			
5640605	54 55 1A	11	BAGUE	BUSH	BUCHSE
5640607	54 65 1A	11	BAGUE	BUSH	RING
	54 65 1B	11			
5640618	54 65 2A	13	ECROU	NUT	MUTTER
5640619	54 65 2A	11	BAGUE	BUSH	RING
5640657	54 55 1A	13	ENTRETOISE	SPACER	ABSTANDSTUECK
5640659	54 65 2A	13 .1	ECROU	NUT	MUTTER
5640675	53 50 1A	28	GICLEUR	NOZZLE	SPRITZDUESE
	53 52 1A	28			
5640676	53 50 1A	30	GICLEUR	NOZZLE	SPRITZDUESE
	53 52 1A	30			
5640696	54 50 1A	3	JONC D'ARRET	STOP WEDDING RING	ANSCHLAGSSCHEIBE
	54 52 1A	3			
	54 55 1A	2			

Référence Parts number Teilnummer	Page Page Seite	Repère Item Position	Désignation Designation Beizeichnung		
	54 65 1A	2			
	54 65 1B	2			
5640701	54 52 1A	15	ENTRETOISE	SPACER	ABSTANDSTUECK
5640702	54 70 1B	2	ECROU A CRENEAUX	CASTLE NUT	KRONENMUTTER
5650102	21 20 1A	1	PONT AVANT	FRONT AXLE	VORDERACHSE
5650103	21 30 1A	2	PONT ARRIERE	REAR AXLE	HINTERACHSE
5650104	21 30 1A	1	PONT ARRIERE	REAR AXLE	HINTERACHSE
5650105	21 30 1A	5	PONT ARRIERE GLISSEMENT LIMITE	REAR AXLE WITH LIMITED SLIP	HINTERACHSE AN BEGRENZTEM RUTSCHEN
5650106	21 30 1A	4	PONT ARRIERE GLISSEMENT LIMITE	REAR AXLE WITH LIMITED SLIP	HINTERACHSE AN BEGRENZTEM RUTSCHEN
565A0003	21 20 4A	8	CIRCLIP	CIRCLIP	SICHERUNGSRING
	21 31 3A	9			
565A0007	21 20 4A	15	GRAISSEUR	GREASE FITING	SCHMIERNIPPEL
	21 20 7A	4			
	21 31 3A	16			
565A0008	21 31 2A	25	VIS	SCREW	SCHRAUBE
	21 32 2A	28			
565A0011	21 31 2A	26	ENTRETOISE	SPACER	ABSTANDSTUECK
565A0014	21 20 7A	2	DOUILLE	SOCKET	BUCHSE
565A0022	21 20 5A	12	BOUCHON	PLUG	VERSCHL.STOPFEN
	21 31 4A	12			
565A0051	21 31 2A	18	CALE	SHIM	KEIL
	21 32 2A	15			
565A0057	21 20 4A	29	JOINT TORIQUE	O-RING	O-RING
	21 31 3A	30			
565A0106	21 20 2A	1	JOINT TORIQUE	O-RING	O-RING
	21 31 1A	1			
	21 31 3A	50			
	21 32 1A	1			
565A0110	21 20 2A	2	COUVERCLE INTERMEDIAIRE	INTERMEDIATE COVER	ZWISCHENDECKEL
	21 31 1A	2			
	21 32 1A	2			
565A0111	21 20 2A	5	RENIFLARD	BREATHER	ENTLUEFTER
	21 31 1A	5			
565A0115	21 20 3A	20	JOINT D'ETANCHEITE	SEAL	DICHTRING
565A0116	21 32 2A	16	JOINT TORIQUE	O-RING	O-RING
565A0117	21 20 3A	1	JOINT TORIQUE	O-RING	O-RING
565A0118	21 20 3A	12	CIRCLIP	CIRCLIP	SICHERUNGSRING

Référence Parts number Teilnummer	Page Page Seite	Repère Item Position	Désignation Designation Beizeichnung		
	21 31 2A	11			
	21 32 2A	6			
565A0119	21 20 3A	24	CIRCLIP	CIRCLIP	SICHERUNGSRING
	21 31 2A	12			
	21 32 2A	5			
565A0120	21 20 3A	4	ROULEMENT CONIQUE	TAPER ROLLER BEARNIN	KEGELROLLENLAGER
	21 31 2A	4			
	21 32 2A	1			
565A0121	21 20 3A	16	ROULEMENT CONIQUE	TAPER ROLLER BEARNIN	KEGELROLLENLAGER
	21 31 2A	2			
	21 32 2A	13			
565A0123	21 32 2A	11	VIS	SCREW	SCHRAUBE
565A0124	21 20 3A	7	VIS	SCREW	SCHRAUBE
	21 31 2A	7			
	21 32 2A	25			
565A0125	21 20 3A	8	VIS	SCREW	SCHRAUBE
	21 31 2A	8			
	21 31 3A	14			
	21 32 2A	10			
565A0127	21 20 3A	14	SATELLITE	SATELLITE	PLANETENRAD
	21 31 2A	20			
	21 32 2A	8			
565A0129	21 20 3A	11	AXE	CLEVIS PIN	BOLZEN
	21 31 2A	13			
	21 32 2A	4			
565A0130	21 20 3A	13	RONDELLE	WASHER	UNTERLEGSCHEIBE
	21 31 2A	14			
	21 32 2A	7			
565A0131	21 20 3A	18	ENTRETOISE	SPACER	ABSTANDSTUECK
	21 31 2A	17			
	21 32 2A	23			
565A0132	21 20 3A	22	BRIDE	FLANGE	FLANSCH
565A0134	21 20 3A	5	ECROU	NUT	MUTTER
	21 31 2A	5			
	21 32 2A	24			
565A0138	21 20 3A	23	ECROU	NUT	MUTTER
565A0142	21 20 4A	40	CIRCLIP	CIRCLIP	SICHERUNGSRING
	21 31 3A	41			
565A0143	21 20 4A	32	CIRCLIP	CIRCLIP	SICHERUNGSRING
	21 31 3A	33			

Référence Parts number Teilnummer	Page Page Seite	Repère Item Position	Désignation Designation Beizeichnung		
	21 32 3A	16			
565A0145	21 31 3A	40	ECROU	NUT	MUTTER
565A0147	21 31 3A	5	RONDELLE	WASHER	UNTERLEGSCHEIBE
	21 32 3A	21			
565A0149	21 20 4A	36	VIS	SCREW	SCHRAUBE
	21 31 3A	37			
565A0151	21 20 4A	30	COURONNE DENTEE	RING GEAR	ZAHNKRANZ
	21 31 3A	31			
565A0152	21 20 4A	33	SATELLITE	SATELLITE	PLANETENRAD
	21 31 3A	34			
	21 32 3A	13			
565A0153	21 20 4A	31	SUPPORT COURONNE	RING GEAR SUPPORT	HOHLRAD TRAEGER
	21 31 3A	32			
565A0154	21 20 4A	34	ROULEMENT	BEARING	LAGER
	21 31 3A	35			
	21 32 3A	15			
565A0158	21 20 4A	38	GOUJON	STUD	STIFT
	21 31 3A	39			
565A0171	21 20 5A	13	BROCHE	DOWEL	STIFT
	21 31 4A	13			
565A0176	21 20 5A	10	DISQUE INTERMEDIAIRE	INTERMEDIATE BRAKE DISC	GEGENLAMELLE
	21 31 4A	10			
565A0179	21 20 5A	9	JOINT TORIQUE	O-RING	O-RING
	21 31 4A	9			
565A0180	21 20 5A	7	JOINT TORIQUE	O-RING	O-RING
	21 31 4A	7			
565A0181	21 20 5A	8	BAGUE ANTIEXTRUSION	BACK - UP RING	ANTIEXTRUSIONSRING
	21 31 4A	8			
565A0188	21 20 5A	1	DISQUE DE FREIN	BRAKE DISC	BREMSSCHEIBE
	21 31 4A	1			
565A0194	21 20 5A	5	RESSORT	SPRING	FEDER
	21 31 4A	5			
565A0196	21 20 7A	5	BOUCHON	PLUG	VERSCHL.STOPFEN
	21 31 3A	15			
	21 32 3A	25			
565A0218	21 20 5A	6	BAGUE ANTIEXTRUSION	BACK - UP RING	ANTIEXTRUSIONSRING
	21 31 4A	6			
565A0232	21 31 2A	19	JOINT D'ETANCHEITE	SEAL	DICHTRING
	21 32 2A	18			

REPERTOIRE ALPHANUMERIQUE
NUMERICAL AND ALPHABETICAL INDEX
ALPHABETISCHER NUMERISCHER INDEX

Référence Parts number Teilnummer	Page Page Seite	Repère Item Position	Désignation Designation Beizeichnung		
565A0246	21 20 5A	3	RESSORT	SPRING	FEDER
	21 31 4A	3			
	21 32 4A	9			
565A0249	21 31 2A	1	ECROU	NUT	MUTTER
	21 32 2A	19			
565A0253	21 31 3A	1	ECROU	NUT	MUTTER
565A0256	21 20 7A	3	SUPPORT	BRACKET	TRAEGER
565A0257	21 20 7A	6	SUPPORT	BRACKET	TRAEGER
565A0284	21 20 4A	26	ROULEMENT	BEARING	LAGER
	21 31 3A	27			
	21 32 3A	3			
565A0300	21 20 4A	28	MOYEU DE ROUE	WHEEL HUB	RADNABE
	21 31 3A	29			
565A0302	21 20 5A	4	PISTON	PISTON	KOLBEN
	21 31 4A	4			
565A0307	21 20 5A	14	KIT PISTON	PISTON KIT	KOLBEN KIT
	21 31 4A	14			
565A0335	21 31 1A	9	JOINT TORIQUE	O-RING	O-RING
565A0336	21 20 4A	9	JOINT TORIQUE	O-RING	O-RING
	21 31 3A	10			
565A0337	21 31 2A	22	JOINT TORIQUE	O-RING	O-RING
	21 32 2A	27			
565A0338	21 32 4A	7	JOINT TORIQUE	O-RING	O-RING
565A0339	21 32 4A	11	JOINT TORIQUE	O-RING	O-RING
565A0340	21 32 3A	7	JOINT TORIQUE	O-RING	O-RING
565A0341	21 20 4A	18	JOINT D'ETANCHEITE	SEAL	DICHTRING
565A0342	21 31 3A	49	ECROU	NUT	MUTTER
	21 32 3A	29			
565A0343	21 20 4A	42	ECROU	NUT	MUTTER
	21 31 3A	43			
565A0344	21 20 4A	35	ECROU	NUT	MUTTER
	21 31 3A	36			
	21 32 3A	12			
565A0345	21 32 3A	14	RONDELLE	WASHER	UNTERLEGSCHEIBE
565A0346	21 31 2A	23	BAGUE D'ÉTANCHÉITÉ	SEAL WASHER	DICHTRING
	21 32 2A	20			
565A0347	21 32 3A	23	BAGUE D'ÉTANCHÉITÉ	SEAL WASHER	DICHTRING
565A0348	21 20 3A	17	CALES (JEU)	SHIM (KIT)	UNTERLAGEN (BAUSATZ)
	21 31 2A	16			
	21 32 2A	14			

REPERTOIRE ALPHANUMERIQUE
NUMERICAL AND ALPHABETICAL INDEX
ALPHABETISCHER NUMERISCHER INDEX

Référence Parts number Teilnummer	Page Page Seite	Repère Item Position	Désignation Designation Beizeichnung		
565A0349	21 32 3A	22	BROCHE	DOWEL	STIFT
565A0350	21 20 6A	1	VIS	SCREW	SCHRAUBE
	21 31 5A	1			
565A0351	21 31 5A	3	VIS	SCREW	SCHRAUBE
565A0352	21 32 2A	17	VIS	SCREW	SCHRAUBE
565A0353	21 32 3A	24	VIS	SCREW	SCHRAUBE
565A0354	21 31 2A	24	VIS	SCREW	SCHRAUBE
	21 32 2A	21			
565A0355	21 20 4A	2	VIS	SCREW	SCHRAUBE
	21 31 3A	2			
565A0356	21 32 3A	8	VIS	SCREW	SCHRAUBE
565A0357	21 32 1A	9	ADAPTATEUR	ADAPTOR	ANSCHLUSSTUECK
565A0358	21 32 2A	22	COUVERCLE	COVER	DECKEL
565A0359	21 32 1A	3	CARTER	HOUSING	GEHAEUSE
565A0360	21 20 2A	6	BOUCHON	PLUG	VERSCHL.STOPFEN
	21 20 4A	23			
	21 31 1A	6			
	21 31 3A	24			
	21 32 1A	6			
565A0361	21 20 2A	7	BOUCHON MAGNÉTIQUE	MAGNET PLUG	MAGNETSTOPFEN
	21 20 4A	22			
	21 31 1A	7			
	21 31 3A	23			
	21 32 1A	7			
565A0362	21 20 3A	15	CARTER DIFFERENTIEL	DIFF HOUSING	DIFF GEHAEUSE
	21 31 2A	15			
	21 32 2A	2			
565A0363	21 20 3A	10	ENGRENAGE PLANETAIRE	EPICYCLIC GEAR	PLANETENGETRIEBE
	21 31 2A	10			
	21 32 2A	3			
565A0364	21 20 3A	9	RONDELLE	WASHER	UNTERLEGSCHEIBE
	21 31 2A	9			
	21 32 2A	9			
565A0365	21 20 4A	13	VIS	SCREW	SCHRAUBE
565A0366	21 20 3A	3	COUPLE CONIQUE	TAPERED TORQUE	KONUSKUPPLUNG
	21 31 2A	3			
	21 32 2A	12			
565A0367	21 20 3A	25	KIT DIFFERENTIEL	DIFFERENTIAL KIT	DIFF. (BAUSATZ)
	21 31 2A	21			
	21 32 2A	26			

REPERTOIRE ALPHANUMERIQUE
NUMERICAL AND ALPHABETICAL INDEX
ALPHABETISCHER NUMERISCHER INDEX

Référence Parts number Teilnummer	Page Page Seite	Repère Item Position	Désignation Designation Beizeichnung		
565A0368	21 32 3A	28	RONDELLE	WASHER	UNTERLEGSCHEIBE
565A0369	21 32 3A	6	MANCHON DE REDUCTION	REDUCTION BUSHING	ZWISCHENBUCHSE
565A0370	21 20 4A	43	TOLE DE SECURITE	LOCKING PLATE	SICHERUNGSBLECH
	21 31 3A	44			
565A0371	21 32 3A	18	DEMI-ARBRE	HALF SHAFT	ACHSWELLE
565A0372	21 20 4A	37	SUPPORT SATELLITES	PLANET GEAR CARRIER	PLANETENGEHAEUSE
	21 31 3A	38			
565A0373	21 20 4A	4	VIS	SCREW	SCHRAUBE
	21 32 3A	20			
565A0374	21 32 3A	27	VIS	SCREW	SCHRAUBE
565A0375	21 32 3A	32	SATELLITE	SATELLITE	PLANETENRAD
565A0383	21 20 5A	2	VIS DE REGLAGE	ADJUSTING BOLT	NACHSTELLSCHRAUBE
	21 31 4A	2			
	21 32 4A	10			
565A0385	21 32 4A	4	VIS DE REGLAGE	ADJUSTING BOLT	NACHSTELLSCHRAUBE
565A0386	21 32 4A	3	BAGUE ANTIEXTRUSION	BACK - UP RING	ANTIEXTRUSIONSRING
565A0387	21 32 4A	2	DISQUE INTERMEDIAIRE	INTERMEDIATE BRAKE DISC	GEGENLAMELLE
565A0388	21 32 3A	19	CORPS D'ESSIEU	AXLE CASE	ACHSKOERPER
565A0389	21 32 3A	1	SUPPORT SATELLITES	PLANET GEAR CARRIER	PLANETENGEHAEUSE
565A0390	21 32 3A	2	MOYEU DE ROUE	WHEEL HUB	RADNABE
565A0391	21 32 3A	9	COUVERCLE	COVER	DECKEL
565A0392	21 32 3A	17	COURONNE DENTEE	RING GEAR	ZAHNKRANZ
565A0393	21 32 3A	31	MANCHON DE REDUCTION	REDUCTION BUSHING	ZWISCHENBUCHSE
565A0394	21 32 3A	30	GOUJON	STUD	STIFT
565A0395	21 32 4A	6	PISTON	PISTON	KOLBEN
565A0396	21 32 4A	12	BROCHE	DOWEL	STIFT
565A0397	21 32 4A	1	DISQUE DE FREIN	BRAKE DISC	BREMSSCHEIBE
565A0398	21 20 2A	4	BOUCHON	PLUG	VERSCHL.STOPFEN
	21 31 1A	4			
	21 32 1A	4			
565A0399	21 32 4A	5	RESSORT	SPRING	FEDER
565A0401	21 33 1A	7	VIS	SCREW	SCHRAUBE
565A0402	21 33 2A	18	RONDELLE	WASHER	UNTERLEGSCHEIBE
565A0403	21 33 3A	4	GOUPILLE ROULEE	ROLL PIN	SPANNSTIFT
565A0404	21 31 1A	3	CARTER	HOUSING	GEHAEUSE
565A0405	21 20 2A	3	CARTER	HOUSING	GEHAEUSE
565A0406	21 20 4A	14	COUVERCLE	COVER	DECKEL
565A0407	21 20 4A	3	CORPS D'ESSIEU	AXLE CASE	ACHSKOERPER
565A0408	21 20 4A	20	BOITIER DIREC	STEERING HOUSING	LENKGEHAEUSE

Référence Parts number Teilnummer	Page Page Seite	Repère Item Position	Désignation Designation Beizeichnung		
	21 31 3A	21			
565A0409	21 20 4A	24	BOITIER DIREC	STEERING HOUSING	LENKGEHAEUSE
	21 31 3A	25			
565A0410	21 20 4A	12	DOUILLE	SOCKET	BUCHSE
	21 31 3A	13			
565A0411	21 20 4A	45	CALES (JEU)	SHIM (KIT)	UNTERLAGEN (BAUSATZ)
	21 31 3A	47			
565A0412	21 31 3A	3	CORPS D'ESSIEU	AXLE CASE	ACHSKOERPER
565A0413	21 20 4A	21	JOINT D'ETANCHEITE	SEAL	DICHTRING
	21 31 3A	22			
565A0414	21 31 3A	4	GOUJON	STUD	STIFT
565A0415	21 20 4A	25	JOINT D'ETANCHEITE	SEAL	DICHTRING
	21 31 3A	26			
	21 32 3A	10			
565A0416	21 20 4A	10	CARDAN	UNIVERSAL JOINT	GELENKWELLE
565A0417	21 31 3A	11	CARDAN	UNIVERSAL JOINT	GELENKWELLE
565A0418	21 20 4A	5	MANCHON DE REDUCTION	REDUCTION BUSHING	ZWISCHENBUCHSE
	21 31 3A	6			
565A0419	21 20 4A	17	PIVOT	PIVOT	LAGERZAPFEN
565A0420	21 20 4A	16	PIVOT	PIVOT	LAGERZAPFEN
565A0421	21 20 4A	46	SUPPORT SATELLITES	PLANET GEAR CARRIER	PLANETENGEHAEUSE
	21 31 3A	48			
565A0422	21 20 4A	47	BOITIER DIREC	STEERING HOUSING	LENKGEHAEUSE
	21 31 3A	51			
565A0423	21 20 4A	48	BOITIER DIREC	STEERING HOUSING	LENKGEHAEUSE
	21 31 3A	52			
565A0424	21 31 3A	53	ENTRETOISE	SPACER	ABSTANDSTUECK
565A0425	21 31 5A	4	VERIN	RAM	ZYLINDER
565A0426	21 20 6A	2	VERIN	RAM	ZYLINDER
565A0427	21 20 6A	3	TIGE AXIALE ARTICULEE	ARTICULATED TIE ROD	GELENKTESPURSTANGE
565A0428	21 31 5A	6	TIGE AXIALE ARTICULEE	ARTICULATED TIE ROD	GELENKTESPURSTANGE
565A0429	21 31 5A	5	TIGE AXIALE ARTICULEE	ARTICULATED TIE ROD	GELENKTESPURSTANGE
565A0430	21 31 3A	19	BAGUE D'ÉTANCHÉITÉ	SEAL WASHER	DICHTRING
565A0431	21 20 4A	41	VIS	SCREW	SCHRAUBE
565A0432	21 33 7A	2	ECROU	NUT	MUTTER
565A0433	21 31 3A	18	PIVOT	PIVOT	LAGERZAPFEN
565A0434	21 31 3A	17	PIVOT	PIVOT	LAGERZAPFEN

REPERTOIRE ALPHANUMERIQUE
NUMERICAL AND ALPHABETICAL INDEX
ALPHABETISCHER NUMERISCHER INDEX

Référence Parts number Teilnummer	Page Page Seite	Repère Item Position	Désignation Designation Beizeichnung		
565A0435	21 33 4A	25	ROULEMENT BILLES	BALL BEARING	KUGELLAGER
	21 33 6A	12			
565A0436	21 33 4A	18	ROULEMENT	BEARING	LAGER
	21 33 5A	16			
565A0437	21 33 4A	9	BAGUE D'ARRET	SNAP RING	SPRENGRING
	21 33 5A	7			
565A0438	21 33 7A	8	RONDELLE	WASHER	UNTERLEGSCHEIBE
565A0439	21 33 2A	14	RENIFLARD	BREATHER	ENTLUEFTER
565A0440	21 33 3A	13	CAPTEUR	SENSOR	SENSOR
565A0441	21 33 2A	27	JOINT TORIQUE	O-RING	O-RING
	21 33 3A	16			
565A0442	21 32 3A	26	VIS DE PURGE	BLEEDING BOLT	ABBLASESCHRAUBE
565A0443	21 20 4A	11	DOUILLE	SOCKET	BUCHSE
	21 31 3A	12			
565A0444	21 20 7A	1	MANCHON DE REDUCTION	REDUCTION BUSHING	ZWISCHENBUCHSE
565A0445	21 31 3A	54	ENTRETOISE	SPACER	ABSTANDSTUECK
565A0446	21 31 3A	46	ENTRETOISE	SPACER	ABSTANDSTUECK
565A0447	21 31 5A	2	CAPTEUR	SENSOR	SENSOR
565A0448	21 20 4A	19	ROULEMENT	BEARING	LAGER
	21 31 3A	20			
565A0449	21 32 3A	5	BOUCHON	PLUG	VERSCHL.STOPFEN
565A0450	21 32 3A	4	BOUCHON MAGNÉTIQUE	MAGNET PLUG	MAGNETSTOPFEN
565A0451	21 33 2A	19	VIS	SCREW	SCHRAUBE
565A0452	21 33 2A	20	VIS	SCREW	SCHRAUBE
565A0453	21 33 1A	2	VIS	SCREW	SCHRAUBE
565A0454	21 33 2A	21	VIS	SCREW	SCHRAUBE
565A0455	21 33 2A	28	VIS	SCREW	SCHRAUBE
565A0456	21 33 3A	14	VIS	SCREW	SCHRAUBE
565A0457	21 33 9A	2	VIS	SCREW	SCHRAUBE
565A0458	21 33 9A	3	VIS	SCREW	SCHRAUBE
565A0459	21 33 2A	7	VIS	SCREW	SCHRAUBE
565A0460	21 33 2A	2	BOUCHON	PLUG	VERSCHL.STOPFEN
565A0461	21 33 2A	26	BOUCHON	PLUG	VERSCHL.STOPFEN
565A0462	21 33 4A	3	BOUCHON	PLUG	VERSCHL.STOPFEN
	21 33 5A	28			
565A0463	21 33 3A	17	BOUCHON MAGNÉTIQUE	MAGNET PLUG	MAGNETSTOPFEN
565A0464	21 33 3A	10	BOUCHON	PLUG	VERSCHL.STOPFEN
565A0465	21 33 2A	24	BOUCHON	PLUG	VERSCHL.STOPFEN
565A0466	21 33 3A	2	GOUPILLE	DOWEL PIN	STIFT
565A0467	21 33 4A	8	PLAQUE	PLATE	PLATTE

REPERTOIRE ALPHANUMERIQUE
NUMERICAL AND ALPHABETICAL INDEX
ALPHABETISCHER NUMERISCHER INDEX

Référence Parts number Teilnummer	Page Page Seite	Repère Item Position	Désignation Designation Beizeichnung		
	21 33 5A	6			
565A0468	21 33 4A	19	ROULEMENT	BEARING	LAGER
	21 33 5A	17			
565A0469	21 33 4A	24	ROULEMENT BILLES	BALL BEARING	KUGELLAGER
	21 33 5A	22			
565A0470	21 33 4A	4	DISQUE	DISC	SCHEIBE
	21 33 4A	7			
	21 33 5A	2			
	21 33 5A	5			
565A0471	21 33 4A	5	DISQUE	DISC	SCHEIBE
	21 33 5A	3			
565A0472	21 33 4A	6	DISQUE	DISC	SCHEIBE
	21 33 5A	4			
565A0473	21 33 5A	23	ROULEMENT ROULEAU	ROLLER BEARING	ROLLENLAGER
565A0474	21 33 2A	23	VOYANT NIVEAU HUILE	OIL LEVEL GLASS	OELSTANDANZEIGE
565A0475	21 33 3A	1	CARTER TRANSMISSION	TRANSMISSION HOUSING	GETRIEBEGEHAEUSE
565A0476	21 33 1A	1	ADAPTATEUR	ADAPTOR	ANSCHLUSSTUECK
565A0477	21 33 6A	9	ARBRE	SHAFT	WELLE
565A0478	21 33 5A	26	PIGNON	PINION	RITZEL
565A0479	21 33 6A	10	PIGNON	PINION	RITZEL
565A0480	21 33 6A	11	ENTRETOISE	SPACER	ABSTANDSTUECK
565A0481	21 33 7A	1	BRIDE	FLANGE	FLANSCH
565A0482	21 33 7A	3	RONDELLE	WASHER	UNTERLEGSCHEIBE
565A0483	21 33 4A	13	ENTRETOISE	SPACER	ABSTANDSTUECK
	21 33 5A	11			
565A0484	21 33 4A	22	SEGMENT DE PISTON	PISTON RING	KOLBENRING
	21 33 5A	20			
565A0485	21 33 4A	23	SEGMENT DE PISTON	PISTON RING	KOLBENRING
	21 33 5A	21			
565A0486	21 33 4A	26	RONDELLE	WASHER	UNTERLEGSCHEIBE
	21 33 5A	24			
565A0487	21 33 4A	15	RONDELLE	WASHER	UNTERLEGSCHEIBE
	21 33 5A	13			
565A0488	21 33 3A	12	JOINT	SEAL	DICHTRING
565A0489	21 33 6A	2	JOINT	SEAL	DICHTRING
565A0490	21 33 6A	3	JOINT	SEAL	DICHTRING
565A0491	21 33 4A	11	JOINT	SEAL	DICHTRING
	21 33 5A	9			
565A0492	21 33 4A	12	JOINT	SEAL	DICHTRING
	21 33 5A	10			

REPERTOIRE ALPHANUMERIQUE
NUMERICAL AND ALPHABETICAL INDEX
ALPHABETISCHER NUMERISCHER INDEX

Référence Parts number Teilnummer	Page Page Seite	Repère Item Position	Désignation Designation Beizeichnung		
565A0493	21 33 6A	6	JOINT TORIQUE	O-RING	O-RING
565A0494	21 33 1A	3	JOINT TORIQUE	O-RING	O-RING
565A0495	21 33 7A	5	SOUPAPE DE GRAISSAGE	LUBE VALVE	SCHMIERVENTIL
565A0496	21 33 5A	12	RESSORT A DISQUE	CUP SPRING	TELLERFEDER
565A0497	21 33 5A	15	ENGRENAGE	GEAR ASS'Y	ZAHNRADGETRIEBE
565A0498	21 33 4A	14	RESSORT A DISQUE	CUP SPRING	TELLERFEDER
565A0499	21 33 4A	17	ENGRENAGE	GEAR ASS'Y	ZAHNRADGETRIEBE
565A0500	21 33 6A	1	PISTON	PISTON ASS'Y	KOLBEN
565A0501	21 33 6A	5	ENTRETOISE	SPACER	ABSTANDSTUECK
565A0502	21 33 8A	1	COUVERCLE	COVER ASS'Y	DECKEL
565A0503	21 33 2A	5	CHICANE	BAFFLE	UMLENKROSTE
565A0504	21 33 2A	11	ENTRETOISE	SPACER	ABSTANDSTUECK
565A0505	21 33 3A	7	ENTRETOISE	SPACER	ABSTANDSTUECK
565A0506	21 33 3A	5	CHICANE	BAFFLE	UMLENKROSTE
565A0507	21 33 8A	2	JOINT TORIQUE	O-RING	O-RING
565A0508	21 33 6A	4	RONDELLE RESSORT	SPRING WASHER	FEDERSCHEIBE
	21 33 8A	3			
565A0509	21 33 6A	8	SEPARATEUR	SEPARATOR	ABSCHEIDER
565A0510	21 33 2A	10	JOINT	SEAL	DICHTRING
565A0511	21 33 2A	16	JOINT	SEAL	DICHTRING
565A0512	21 33 2A	22	BOUCHON	PLUG	VERSCHL.STOPFEN
565A0513	21 33 5A	1	ARBRE	SHAFT ASS'Y	WELLE
565A0514	21 33 4A	10	PISTON	PISTON ASS'Y	KOLBEN
	21 33 5A	8			
565A0515	21 33 2A	1	CARTER	GEAR CASE	WANNE
565A0516	21 33 2A	15	CLAPET DE SECURITE	SAFETY VALVE	SICHERHEITSVENTIL
565A0518	21 33 9A	1	VALVE	VALVE ASS'Y	VENTIL
565A0519	21 33 7A	7	JOINT TORIQUE	O-RING	O-RING
565A0520	21 33 7A	6	GOUPILLE	PIN	STIFT
565A0521	21 33 8A	4	ROULEMENT BILLES	BALL BEARING	KUGELLAGER
565A0522	21 33 8A	5	CIRCLIP	CIRCLIP	SICHERUNGSRING
565A0523	21 33 3A	6	CHICANE	BAFFLE	UMLENKROSTE
565A0524	21 33 2A	6	CHICANE	BAFFLE	UMLENKROSTE
565A0525	21 33 1A	5	COUVERCLE	COVER	DECKEL
565A0526	21 33 1A	6	JOINT	GASKET	DICHTRING
565A0527	02 10 1A	6	FILTRE HUILE	OIL FILTER	OELFILTER
	21 33 2A	30			
565A0528	21 33 5A	27	MANCHON	SLEEVE	HUELSE
565A0529	21 33 3A	15	ADAPTATEUR	ADAPTOR	ANSCHLUSSTUECK
565A0530	21 33 6A	7	DISQUE FRICTION	FRICTION DISC	REIBSCHEIBE

REPERTOIRE ALPHANUMERIQUE
NUMERICAL AND ALPHABETICAL INDEX
ALPHABETISCHER NUMERISCHER INDEX

Référence Parts number Teilnummer	Page Page Seite	Repère Item Position	Désignation Designation Beizeichnung		
565A0531	21 33 4A	2	BOUCHON	PLUG	VERSCHL.STOPFEN
565A0532	21 33 3A	3	JOINT	SEAL	DICHTRING
565A0533	21 33 9A	4	JOINT TORIQUE	O-RING	O-RING
565A0534	21 33 2A	3	BOUCHON	PLUG	VERSCHL.STOPFEN
565A0535	21 33 2A	29	ADAPTATEUR	ADAPTOR	ANSCHLUSSTUECK
565A0536	21 33 2A	9	PRISE D'ASPIRATION	INTAKE	SAUGROHR
565A0537	21 33 1A	4	MANCHON	SLEEVE	HUELSE
565A0538	21 33 4A	1	ARBRE	SHAFT ASS'Y	WELLE
565A0540	21 33 4A	27	CIRCLIP	CIRCLIP	SICHERUNGSRING
	21 33 5A	25			
565A0541	21 33 4A	16	CIRCLIP	CIRCLIP	SICHERUNGSRING
	21 33 4A	21			
	21 33 5A	14			
	21 33 5A	19			
565A0542	21 33 7A	4	JOINT	SEAL	DICHTRING
565A0543	21 33 2A	13	RONDELLE FREIN	LOCK WASHER	FEDERRING
	21 33 3A	9			
565A0544	21 33 2A	8	RONDELLE FREIN	LOCK WASHER	FEDERRING
565A0545	21 20 4A	6	JOINT D'ETANCHEITE	SEAL	DICHTRING
	21 31 3A	7			
565A0547	21 32 4A	8	BAGUE ANTIEXTRUSION	BACK - UP RING	ANTIEXTRUSIONSRING
565A0548	21 31 3A	42	VIS	SCREW	SCHRAUBE
565A0549	21 33 3A	11	JOINT TORIQUE	O-RING	O-RING
565A0550	21 33 2A	25	JOINT TORIQUE	O-RING	O-RING
	21 33 3A	18			
565A0551	21 33 2A	12	VIS	SCREW	SCHRAUBE
565A0552	21 33 3A	8	VIS	SCREW	SCHRAUBE
565A0553	21 33 2A	17	VIS	SCREW	SCHRAUBE
	21 33 8A	6			
565A0555	21 33 7A	9	CIRCLIP	CIRCLIP	SICHERUNGSRING
565A0556	21 33 4A	20	CIRCLIP	CIRCLIP	SICHERUNGSRING
	21 33 5A	18			
565A0557	21 20 3A	19	ECROU	NUT	MUTTER
565A0558	21 33 2A	4	JOINT	SEAL	DICHTRING
565A0559	21 30 1A	3	BOÎTE À VITESSES	GEAR BOX	SCHALT GETRIEBE
565A0567	21 30 1A	6	BOÎTE À VITESSES	GEAR BOX	SCHALT GETRIEBE
565A0569	21 33 9A	5	ELECTRO - VALVE	ELECTRO - VALVE	ELEKTROVENTIL
565A0570	21 33 9A	6	ELECTRO - VALVE	ELECTRO - VALVE	ELEKTROVENTIL
5670675	06 40 2A	1	VERIN	RAM	ZYLINDER
5670885	54 60 1A	1	VERIN	RAM	ZYLINDER

REPERTOIRE ALPHANUMERIQUE
NUMERICAL AND ALPHABETICAL INDEX
ALPHABETISCHER NUMERISCHER INDEX

Référence Parts number Teilnummer	Page Page Seite	Repère Item Position	Désignation Designation Beizeichnung		
5670908	55 50 1A	1	VERIN DE BLOCAGE	LOCKING RAM	VERRIEGELUNGSZYLIND
5670909	53 52 1A	1	VERIN STABILISATEUR	STABILISER RAM	STABILISATOR ZYLIND.
5670910	53 60 1A	1	VERIN DE LAME BULL	DOZER BLADE CYLINDER	PLANIERSCHILDZYL.
5670914	53 50 1A	1	VERIN STABILISATEUR	STABILISER RAM	STABILISATOR ZYLIND.
5670915	53 62 1A	1	VERIN DE LAME BULL	DOZER BLADE CYLINDER	PLANIERSCHILDZYL.
5670925	54 52 1A	1 .0	VERIN DE FLECHE	BOOM CYLINDER	AUSLEGERZYLINDER
5670928	54 50 1A	1 .0	VERIN DE FLECHE	BOOM CYLINDER	AUSLEGERZYLINDER
5670931	54 70 1A	1	VERIN GODET	BUCKET CYLINDER	LOEFFELZYLINDER
5670934	54 65 2A	1	VERIN DE BRAS	ARM RAM	ARMZYLINDER
5670969	56 50 1A	1	VERIN DE MARCHEPIED	STEP CYLINDER	TRITTBRETT ZYLINDER
5670980	54 65 1A	1	VERIN DE BRAS	ARM RAM	ARMZYLINDER
5670986	54 55 1A	1	VERIN BEC DE FLECHE	BOOM NOSE PIECE RAM	BESCHICKER-ARM ZYLIN
5670987	54 52 1A	1 .1	VERIN DE FLECHE	BOOM CYLINDER	AUSLEGERZYLINDER
5670988	54 50 1A	1 .1	VERIN DE FLECHE	BOOM CYLINDER	AUSLEGERZYLINDER
5670994	54 65 2A	1 .1	VERIN DE BRAS	ARM RAM	ARMZYLINDER
5671003	54 60 1B	1	VERIN	RAM	ZYLINDER
5671004	54 70 1B	1	VERIN GODET	BUCKET CYLINDER	LOEFFELZYLINDER
5671016	54 65 1B	1	VERIN DE BRAS	ARM RAM	ARMZYLINDER
5700072	65 10 1A	1	SIEGE STANDARD	STANDARD SEAT	STANDARDSITZ
5700073	65 15 1A	1	SIÈGE CHAUFFANT	HEATING SEAT	HEIZENDER SITZ
5700075	65 10 1B	1	MECANISME DE REGLAGE	SET UP MECANISM	EINSTELL MECHANISMUS
5700076	65 10 1B	2	SIEGE	SEAT	SITZ
5700079	65 15 1B	1	MECANISME DE REGLAGE	SET UP MECANISM	EINSTELL MECHANISMUS
5700080	65 15 1B	2	SIEGE	SEAT	SITZ
5700081	65 10 1B	11	SIEGE STANDARD	STANDARD SEAT	STANDARDSITZ
5700082	65 15 1B	3	SIÈGE CHAUFFANT	HEATING SEAT	HEIZENDER SITZ
570A0159	65 10 1A	11	MECANISME DE REGLAGE	SET UP MECANISM	EINSTELL MECHANISMUS
570A0160	65 10 1A	5	COUSSIN	CUSHION	POLSTER
570A0161	65 10 1A	7	COUSSIN	CUSHION	POLSTER
570A0162	65 10 1A	6	ASSISE	UNDERLAY	UNTERLAGE
570A0163	65 10 1A	10	CEINTURE DE SECURITE	SAFETY BELT	SICHERHEITSGURT
570A0164	65 10 1A	12	RESSORTS (JEU)	SPRING (KIT)	FEDER (BAUSATZ)
570A0165	65 10 1A	23	AMORTISSEUR	SHOCK ABSORBER	STOSSDAEMPFER
570A0166	65 10 1A	22	ARRET	STOP	ANSCHLAG
570A0167	65 10 1A	25	MANETTE	HAND LEVER	VERSTELLHEBEL
570A0168	65 10 1A	27	KIT ROULEMENT	BEARING KIT	LAGER BAUSATZ
570A0169	65 10 1A	28	GLISSIERE SIEGE	SEAT SLIDE	SITZGLEITSCHIENE
570A0170	65 10 1A	3	CHASSIS	FRAME	FAHRGESTELL
570A0171	65 10 1A	24	POIGNEE	HANDLE	HANDGRIFF
570A0172	65 10 1A	14	SOUFFLET	BELLOWS	FALTENBALG

REPERTOIRE ALPHANUMERIQUE
NUMERICAL AND ALPHABETICAL INDEX
ALPHABETISCHER NUMERISCHER INDEX

Référence Parts number Teilnummer	Page Page Seite	Repère Item Position	Désignation Designation Beizeichnung		
570A0173	65 10 1A	15	CADRE	FRAME	RAHMEN
570A0174	65 10 1A	21	SUSPENSION	SUSPENSION	ABFEDERUNG
570A0175	65 10 1A	20	SOUFFLET	BELLOWS	FALTENBALG
570A0176	65 10 1A	16	GLISSIERE SIEGE	SEAT SLIDE	SITZGLEITSCHIENE
570A0177	65 10 1A	26	AXE	AXLE	BOLZEN
570A0178	65 10 1A	13	MECANISME DE REGLAGE	SET UP MECANISM	EINSTELL MECHANISMUS
570A0179	65 10 1A	4	DOSSIER	BACK REST	RUECKENLEHNE
570A0180	65 10 1A	2	SIEGE	SEAT	SITZ
570A0181	65 10 1A	18	SUPPORT	BRACKET	TRAEGER
570A0182	65 10 1A	17	SUPPORT	BRACKET	TRAEGER
570A0183	65 10 1A	8	REPOSE TETE	HEAD REST	KOPFSTUETZE
570A0184	65 10 1A	9	KIT ACCOUDOIR	KIT ARMREST	BAUSATZ ARMLEHNE
570A0185	65 10 1A	19	COMPAS	CALIPER	LEHRE
570A0186	65 10 1A	29	CABLES (JEU)	CABLE (KIT)	KABEL BAUSATZ
570A0187	65 10 1A	33	PLAQUE DE BUTEE	THRUST PLATE	SPURPLATTE
570A0189	65 10 1A	43	GLISSIERE	SLIPPER	GLEITFLAECHE
570A0190	65 10 1A	44	GLISSIERE	SLIPPER	GLEITFLAECHE
5720381	71 20 1D	41	CABLE	CABLE	KABEL
5720514	72 10 1A	11	CABLE	CABLE	KABEL
5720525	72 20 1A	17	FAISCEAU ELECTRIQUE	HARNESS WIRING	KABELSATZ
5720548	71 15 1A	8	CONNECTEUR	CONNECTOR	STECKVERBINDER
	71 20 1A	24			
	71 20 1B	24			
	71 20 1C	24			
	71 20 1D	24			
	71 31 1A	7			
5720606	71 10 1A	20	CONNECTEUR	CONNECTOR	STECKVERBINDER
5720697	72 20 1A	7	FAISCEAU ELECTRIQUE	HARNESS WIRING	KABELSATZ
5720718	72 10 1A	24	TRESSE	MATTING	GEFLECHT
5720738	72 25 1A	13	FAISCEAU ELECTRIQUE	HARNESS WIRING	KABELSATZ
5720786	72 20 1A	31	FAISCEAU ELECTRIQUE	HARNESS WIRING	KABELSATZ
5720799	72 10 1A	15	CABLE	CABLE	KABEL
5720800	72 10 1A	13	CABLE	CABLE	KABEL
5720803	71 20 1A	22	CABLE	CABLE	KABEL
	71 20 1B	22			
	71 20 1C	22			
	71 20 1D	22			
5720812	72 10 1A	14	CABLE	CABLE	KABEL
5720813	72 10 1A	12	CABLE	CABLE	KABEL
5720816	71 10 1A	1	FAISCEAU ELECTRIQUE	HARNESS WIRING	KABELSATZ

REPERTOIRE ALPHANUMERIQUE
NUMERICAL AND ALPHABETICAL INDEX
ALPHABETISCHER NUMERISCHER INDEX

Référence Parts number Teilnummer	Page Page Seite	Repère Item Position	Désignation Designation Beizeichnung		
5720817	71 35 1A	1	FAISCEAU ELECTRIQUE	HARNESS WIRING	KABELSATZ
5720818	61 30 1A	3	CABLE	CABLE	KABEL
	61 32 1A	3			
	61 40 1A	3			
5720819	71 15 1A	1	FAISCEAU ELECTRIQUE	HARNESS WIRING	KABELSATZ
5720820	71 20 1A	1	FAISCEAU ELECTRIQUE	HARNESS WIRING	KABELSATZ
5720823	71 25 1A	1	FAISCEAU ELECTRIQUE	HARNESS WIRING	KABELSATZ
5720824	71 52 1A	1	FAISCEAU ELECTRIQUE	HARNESS WIRING	KABELSATZ
5720825	71 50 1A	1	FAISCEAU ELECTRIQUE	HARNESS WIRING	KABELSATZ
5720826	71 55 1A	1	FAISCEAU ELECTRIQUE	HARNESS WIRING	KABELSATZ
5720827	71 10 1A	21	CONNECTEUR	CONNECTOR	STECKVERBINDER
5720828	71 60 1A	1	FAISCEAU ELECTRIQUE	HARNESS WIRING	KABELSATZ
5720829	81 20 1A	4	CONNECTEUR	CONNECTOR	STECKVERBINDER
5720832	71 30 1A	1	FAISCEAU ELECTRIQUE	HARNESS WIRING	KABELSATZ
5720833	71 20 1A	23	FAISCEAU ELECTRIQUE	HARNESS WIRING	KABELSATZ
5720835	72 50 1A	12	FAISCEAU ELECTRIQUE	HARNESS WIRING	KABELSATZ
5720836	71 40 1A	1	FAISCEAU ELECTRIQUE	HARNESS WIRING	KABELSATZ
5720841	71 70 1A	1	FAISCEAU ELECTRIQUE	HARNESS WIRING	KABELSATZ
5720842	71 45 1A	1	FAISCEAU ELECTRIQUE	HARNESS WIRING	KABELSATZ
	71 47 1A	1			
5720846	71 25 1A	7	FAISCEAU ELECTRIQUE	HARNESS WIRING	KABELSATZ
5720847	71 75 1A	1	FAISCEAU ELECTRIQUE	HARNESS WIRING	KABELSATZ
5720848	71 80 1A	1	FAISCEAU ELECTRIQUE	HARNESS WIRING	KABELSATZ
5720860	71 20 1B	29	FAISCEAU ELECTRIQUE	HARNESS WIRING	KABELSATZ
5720861	71 30 1A	2	FAISCEAU ELECTRIQUE	HARNESS WIRING	KABELSATZ
5720862	71 20 1A	31	FAISCEAU ELECTRIQUE	HARNESS WIRING	KABELSATZ
5720863	71 20 1B	1 .0	FAISCEAU ELECTRIQUE	HARNESS WIRING	KABELSATZ
5720865	71 37 1A	1	FAISCEAU ELECTRIQUE	HARNESS WIRING	KABELSATZ
5720875	71 35 1B	1	FAISCEAU ELECTRIQUE	HARNESS WIRING	KABELSATZ
5720877	71 20 1B	1 .1	FAISCEAU ELECTRIQUE	HARNESS WIRING	KABELSATZ
5720881	72 50 1A	34	FAISCEAU ELECTRIQUE	HARNESS WIRING	KABELSATZ
5720885	71 20 1C	36	FAISCEAU ELECTRIQUE	HARNESS WIRING	KABELSATZ
	71 20 1D	36			
5720889	71 35 1A	22	FAISCEAU ELECTRIQUE	HARNESS WIRING	KABELSATZ
5720891	71 30 1B	1	FAISCEAU ELECTRIQUE	HARNESS WIRING	KABELSATZ
5720892	71 20 1C	1	FAISCEAU ELECTRIQUE	HARNESS WIRING	KABELSATZ
5720899	71 70 1A	5	FAISCEAU ELECTRIQUE	HARNESS WIRING	KABELSATZ
5720901	71 75 1A	7	FAISCEAU ELECTRIQUE	HARNESS WIRING	KABELSATZ
5720902	72 20 1A	40	FAISCEAU ELECTRIQUE	HARNESS WIRING	KABELSATZ
5720903	71 80 1A	5	FAISCEAU ELECTRIQUE	HARNESS WIRING	KABELSATZ

REPERTOIRE ALPHANUMERIQUE
NUMERICAL AND ALPHABETICAL INDEX
ALPHABETISCHER NUMERISCHER INDEX

Référence Parts number Teilnummer	Page Page Seite	Repère Item Position	Désignation Designation Beizeichnung		
5720905	71 15 1B	1	FAISCEAU ELECTRIQUE	HARNESS WIRING	KABELSATZ
5720933	71 35 1C	1	FAISCEAU ELECTRIQUE	HARNESS WIRING	KABELSATZ
5720943	71 31 1A	1	FAISCEAU ELECTRIQUE	HARNESS WIRING	KABELSATZ
5720944	71 30 1C	1	FAISCEAU ELECTRIQUE	HARNESS WIRING	KABELSATZ
5720945	71 20 1D	1	FAISCEAU ELECTRIQUE	HARNESS WIRING	KABELSATZ
5720949	71 31 1A	14	FAISCEAU ELECTRIQUE	HARNESS WIRING	KABELSATZ
5720974	71 20 1D	44	FAISCEAU ELECTRIQUE	HARNESS WIRING	KABELSATZ
5720975	71 20 1D	1 .1	FAISCEAU ELECTRIQUE	HARNESS WIRING	KABELSATZ
5750094	04 10 1A	1	ADHESIF	ADHESIVE	KLEBSTOFF
5750174	04 10 1A	3 .00	ADHESIF	ADHESIVE	KLEBSTOFF
5750176	04 10 1A	3 .02	ADHESIF	ADHESIVE	KLEBSTOFF
5750186	04 10 1A	3 .01	ADHESIF	ADHESIVE	KLEBSTOFF
5750199	04 10 1A	3 .04	ADHESIF	ADHESIVE	KLEBSTOFF
5750205	04 10 1A	3 .06	ADHESIF	ADHESIVE	KLEBSTOFF
5750208	04 10 1A	2	ADHESIF	ADHESIVE	KLEBSTOFF
5750216	04 10 1A	3 .03	ADHESIF	ADHESIVE	KLEBSTOFF
5750240	04 10 1A	5	ADHESIF	ADHESIVE	KLEBSTOFF
5750263	04 10 1A	3 .07	ADHESIF	ADHESIVE	KLEBSTOFF
5750343	04 10 1A	18	ADHESIF	ADHESIVE	KLEBSTOFF
5750681	04 10 2A	6	ADHESIF	ADHESIVE	KLEBSTOFF
5750682	04 10 2A	7	ADHESIF	ADHESIVE	KLEBSTOFF
5750795	04 10 1A	4 .00	ADHESIF	ADHESIVE	KLEBSTOFF
5750797	04 10 1A	4 .01	ADHESIF	ADHESIVE	KLEBSTOFF
5750798	04 10 1A	4 .02	ADHESIF	ADHESIVE	KLEBSTOFF
5750799	04 10 1A	4 .04	ADHESIF	ADHESIVE	KLEBSTOFF
5750800	04 10 1A	4 .07	ADHESIF	ADHESIVE	KLEBSTOFF
5750801	04 10 1A	4 .06	ADHESIF	ADHESIVE	KLEBSTOFF
5750802	04 10 1A	4 .03	ADHESIF	ADHESIVE	KLEBSTOFF
5750902	04 10 2A	2	ADHESIF	ADHESIVE	KLEBSTOFF
5751012	04 10 1A	11	ADHESIF	ADHESIVE	KLEBSTOFF
5751103	04 10 2A	5	ADHESIF	ADHESIVE	KLEBSTOFF
5751175	04 10 1A	6	ADHESIF	ADHESIVE	KLEBSTOFF
5751206	04 10 1A	15	ADHESIF	ADHESIVE	KLEBSTOFF
5751207	04 10 1A	9	ADHESIF	ADHESIVE	KLEBSTOFF
5751228	72 40 1A	4	FAçADE	FRONTAGE	FASSADE
5751229	04 20 1A	1 .00	ADHESIF	ADHESIVE	KLEBSTOFF
5751230	04 20 1A	1 .03	ADHESIF	ADHESIVE	KLEBSTOFF
5751231	04 20 1A	1 .01	ADHESIF	ADHESIVE	KLEBSTOFF
5751232	04 20 1A	1 .02	ADHESIF	ADHESIVE	KLEBSTOFF
5751240	04 10 1A	8	ADHESIF	ADHESIVE	KLEBSTOFF

REPERTOIRE ALPHANUMERIQUE
NUMERICAL AND ALPHABETICAL INDEX
ALPHABETISCHER NUMERISCHER INDEX

Référence Parts number Teilnummer	Page Page Seite	Repère Item Position	Désignation Designation Beizeichnung		
5751241	04 10 2A	1	ADHESIF	ADHESIVE	KLEBSTOFF
5751243	04 10 2A	3	ADHESIF	ADHESIVE	KLEBSTOFF
5751244	04 10 2A	4	ADHESIF	ADHESIVE	KLEBSTOFF
5751249	04 10 1A	7	ADHESIF	ADHESIVE	KLEBSTOFF
5751251	04 20 3A	1 .00	ADHESIF	ADHESIVE	KLEBSTOFF
5751252	04 20 2A	1 .00	ADHESIF	ADHESIVE	KLEBSTOFF
5751253	04 20 4A	1 .00	ADHESIF	ADHESIVE	KLEBSTOFF
5751254	04 20 3A	1 .02	ADHESIF	ADHESIVE	KLEBSTOFF
5751255	04 20 2A	1 .02	ADHESIF	ADHESIVE	KLEBSTOFF
5751256	04 20 4A	1 .02	ADHESIF	ADHESIVE	KLEBSTOFF
5751260	04 20 3A	1 .03	ADHESIF	ADHESIVE	KLEBSTOFF
5751261	04 20 2A	1 .03	ADHESIF	ADHESIVE	KLEBSTOFF
5751262	04 20 4A	1 .03	ADHESIF	ADHESIVE	KLEBSTOFF
5751272	04 21 2A	1 .02	ADHESIF	ADHESIVE	KLEBSTOFF
5751273	04 21 1A	1 .02	ADHESIF	ADHESIVE	KLEBSTOFF
5751276	04 20 2A	1 .04	ADHESIF	ADHESIVE	KLEBSTOFF
5751278	04 20 1A	1 .04	ADHESIF	ADHESIVE	KLEBSTOFF
5751279	04 20 3A	1 .04	ADHESIF	ADHESIVE	KLEBSTOFF
5751280	04 20 4A	1 .04	ADHESIF	ADHESIVE	KLEBSTOFF
5751281	04 20 2A	1 .01	ADHESIF	ADHESIVE	KLEBSTOFF
5751282	04 20 3A	1 .01	ADHESIF	ADHESIVE	KLEBSTOFF
5751283	04 20 4A	1 .01	ADHESIF	ADHESIVE	KLEBSTOFF
5751284	72 50 1A	11 .1	SERIGRAPHIE	SERIGRAPHY	SERIGRAPHIE
5751285	04 10 1A	10	ADHESIF	ADHESIVE	KLEBSTOFF
5751295	04 20 1A	1 .06	ADHESIF	ADHESIVE	KLEBSTOFF
5751296	04 20 3A	1 .06	ADHESIF	ADHESIVE	KLEBSTOFF
5751297	04 20 2A	1 .06	ADHESIF	ADHESIVE	KLEBSTOFF
5751298	04 20 4A	1 .06	ADHESIF	ADHESIVE	KLEBSTOFF
5751312	04 20 1A	1 .07	ADHESIF	ADHESIVE	KLEBSTOFF
5751313	04 20 3A	1 .07	ADHESIF	ADHESIVE	KLEBSTOFF
5751314	04 20 2A	1 .07	ADHESIF	ADHESIVE	KLEBSTOFF
5751315	04 20 4A	1 .07	ADHESIF	ADHESIVE	KLEBSTOFF
5751318	04 10 1A	12	ADHESIF	ADHESIVE	KLEBSTOFF
5751319	04 21 2A	1 .07	ADHESIF	ADHESIVE	KLEBSTOFF
5751320	04 21 1A	1 .07	ADHESIF	ADHESIVE	KLEBSTOFF
5751326	04 21 2A	1 .00	ADHESIF	ADHESIVE	KLEBSTOFF
5751327	04 21 1A	1 .00	ADHESIF	ADHESIVE	KLEBSTOFF
5751332	04 25 1A	1	ADHESIF	ADHESIVE	KLEBSTOFF
5751335	04 10 1A	13	ADHESIF	ADHESIVE	KLEBSTOFF
5751337	04 15 1A	1	ADHESIF	ADHESIVE	KLEBSTOFF

REPERTOIRE ALPHANUMERIQUE
NUMERICAL AND ALPHABETICAL INDEX
ALPHABETISCHER NUMERISCHER INDEX

Référence Parts number Teilnummer	Page Page Seite	Repère Item Position	Désignation Designation Beizeichnung		
5751413	04 20 1A	3	ADHESIF	ADHESIVE	KLEBSTOFF
	04 20 2A	2			
	04 20 3A	2			
	04 20 4A	3			
	04 21 1A	2			
	04 21 2A	2			
5751414	04 20 1A	4	ADHESIF	ADHESIVE	KLEBSTOFF
	04 20 2A	3			
	04 20 3A	3			
	04 20 4A	4			
	04 21 1A	3			
	04 21 2A	3			
5751416	04 15 1A	2	ADHESIF	ADHESIVE	KLEBSTOFF
5751420	04 10 1A	17	ADHESIF	ADHESIVE	KLEBSTOFF
5751421	04 10 1A	14	ADHESIF	ADHESIVE	KLEBSTOFF
5751422	04 10 1A	16	ADHESIF	ADHESIVE	KLEBSTOFF
5751462	04 10 1A	19	ADHESIF	ADHESIVE	KLEBSTOFF
5751477	04 10 1A	20	ADHESIF	ADHESIVE	KLEBSTOFF
5751489	04 10 1A	14 .1	ADHESIF	ADHESIVE	KLEBSTOFF
5751490	04 10 1A	16 .1	ADHESIF	ADHESIVE	KLEBSTOFF
5780107	55 10 1A	13	TUBE	TUBE	ROHR
5780108	55 10 1A	14	TUBE	TUBE	ROHR
5780109	55 10 1A	11	TUBE	TUBE	ROHR
5780110	55 10 1A	9	TUBE	TUBE	ROHR
5780111	55 10 1A	12	TUBE	TUBE	ROHR
5780112	55 10 1A	8	TUBE	TUBE	ROHR
5780113	53 12 1A	7	TUBE	TUBE	ROHR
	53 22 1A	8			
5780114	53 12 1A	6	TUBE	TUBE	ROHR
	53 22 1A	7			
5780115	53 10 1A	10	TUBE	TUBE	ROHR
	53 20 1A	6			
5780116	53 10 1A	11	TUBE	TUBE	ROHR
	53 20 1A	7			
5780119	30 10 1A	7	TUBE	TUBE	ROHR
	30 12 1A	12			
5780122	41 10 1A	11	TUBE	TUBE	ROHR
	41 12 1A	5			
5780123	41 10 1A	10	TUBE	TUBE	ROHR
	41 12 1A	4			

Référence Parts number Teilnummer	Page Page Seite	Repère Item Position		Désignation Designation Beizeichnung	
5780124	30 10 1A	12	TUBE	TUBE	ROHR
	30 12 1A	17			
5780242	54 16 1A	4	TUBE	TUBE	ROHR
	54 21 1A	4			
	54 21 2A	3			
	54 26 1A	5			
	54 26 2A	5			
	54 30 1A	6			
	54 30 1B	6			
	54 30 2A	6			
	54 30 2B	6			
	54 31 1A	11			
	54 31 2A	11			
	54 32 1A	11			
	54 32 2A	11			
5780243	54 30 1A	13	TUBE	TUBE	ROHR
	54 30 1B	13			
	54 40 1A	19			
	54 40 1B	19			
	54 40 2A	16			
	54 40 3A	16			
5780249	54 10 1A	24	TUBE	TUBE	ROHR
5780250	54 10 1A	23	TUBE	TUBE	ROHR
5780251	54 15 1A	5	TUBE	TUBE	ROHR
5780252	54 15 1A	4	TUBE	TUBE	ROHR
5780253	54 20 1A	8	TUBE	TUBE	ROHR
5780254	54 20 1A	7	TUBE	TUBE	ROHR
5780255	54 25 1A	4	TUBE	TUBE	ROHR
5780256	54 25 1A	3	TUBE	TUBE	ROHR
5780257	54 35 1A	20	TUBE	TUBE	ROHR
5780258	54 35 1A	21	TUBE	TUBE	ROHR
5780259	53 30 1A	8	TUBE	TUBE	ROHR
5780261	53 30 1A	9	TUBE	TUBE	ROHR
5780269	22 10 1A	23	TUBE	TUBE	ROHR
	22 10 1B	23			
5780270	22 10 1A	24	TUBE	TUBE	ROHR
	22 10 1B	24			
5780272	53 50 1A	14	TUBE	PIPE ASS'Y	ROHR
	53 52 1A	14			
5780273	54 40 1A	4	TUBE	TUBE	ROHR

Référence Parts number Teilnummer	Page Page Seite	Repère Item Position		Désignation Designation Beizeichnung	
	54 40 1B	4			
	54 40 2A	4			
5780275	54 40 1A	5	TUBE	TUBE	ROHR
	54 40 1B	5			
	54 40 2A	5			
5780277	54 30 1A	7	TUBE	TUBE	ROHR
5780279	54 20 1A	10	TUBE	TUBE	ROHR
5780281	51 10 1A	8	TUBE	TUBE	ROHR
5780284	54 35 1A	3	TUBE	TUBE	ROHR
	54 35 3A	12			
5780287	30 12 1A	3	TUBE	TUBE	ROHR
5780288	30 12 1A	2	TUBE	TUBE	ROHR
5780290	54 35 3A	3	TUBE	TUBE	ROHR
5780291	54 30 2A	7	TUBE	TUBE	ROHR
5780292	54 25 3A	7	TUBE	TUBE	ROHR
	54 40 3A	5			
5780293	54 25 3A	1	TUBE	TUBE	ROHR
	54 40 3A	4			
5780294	54 35 3A	6	TUBE	TUBE	ROHR
5780295	54 25 3A	10	TUBE	TUBE	ROHR
5780296	54 25 3A	11	TUBE	TUBE	ROHR
5780297	54 35 3A	7	TUBE	TUBE	ROHR
5780298	54 40 3A	9	TUBE	TUBE	ROHR
5780299	54 31 1A	13	TUBE	TUBE	ROHR
5780300	54 31 1A	14	TUBE	TUBE	ROHR
5780301	54 31 2A	14	TUBE	TUBE	ROHR
5780302	54 31 2A	13	TUBE	TUBE	ROHR
5780306	54 32 2A	14	TUBE	TUBE	ROHR
5780307	54 32 2A	13	TUBE	TUBE	ROHR
5780308	54 32 1A	14	TUBE	TUBE	ROHR
5780309	54 32 1A	13	TUBE	TUBE	ROHR
5780313	53 60 1A	7	TUBE	TUBE	ROHR
	53 62 1A	7			
5780345	22 10 1A	37	TUBE	TUBE	ROHR
5780400	51 10 1A	3	TUBE	TUBE	ROHR
5780401	51 10 1A	13	TUBE	TUBE	ROHR
5780442	51 10 1A	57	TUBE	TUBE	ROHR
5780482	54 30 1B	7	TUBE	TUBE	ROHR
5780483	54 21 1A	11	TUBE	TUBE	ROHR
5780505	54 20 1A	14	TUBE	TUBE	ROHR

Référence Parts number Teilnummer	Page Page Seite	Repère Item Position	Désignation Designation Beizeichnung		
5780506	54 20 1A	12	TUBE	TUBE	ROHR
5780507	54 20 2A	2	TUBE	TUBE	ROHR
5780508	54 10 1B	24	TUBE	TUBE	ROHR
5780509	54 10 1B	23	TUBE	TUBE	ROHR
5780510	54 15 1A	5 .1	TUBE	TUBE	ROHR
5780511	54 15 1A	4 .1	TUBE	TUBE	ROHR
5780512	54 20 1A	8 .1	TUBE	TUBE	ROHR
5780513	54 20 1A	7 .1	TUBE	TUBE	ROHR
5780514	54 25 1A	3 .1	TUBE	TUBE	ROHR
5780515	54 25 1A	4 .1	TUBE	TUBE	ROHR
5780516	54 35 1A	20 .1	TUBE	TUBE	ROHR
5780517	54 35 1A	21 .1	TUBE	TUBE	ROHR
5780523	51 10 1B	3	TUBE	TUBE	ROHR
5780525	54 30 1B	2	TUBE	TUBE	ROHR
5780559	54 30 2B	7	TUBE	TUBE	ROHR
5780560	54 30 2B	2	TUBE	TUBE	ROHR
5780561	51 10 1B	8	TUBE	TUBE	ROHR
5780562	54 31 1A	13 .1	TUBE	TUBE	ROHR
5780563	54 31 1A	14 .1	TUBE	TUBE	ROHR
5780564	54 32 1A	14 .1	TUBE	TUBE	ROHR
5780565	54 32 1A	13 .1	TUBE	TUBE	ROHR
5780568	54 21 1A	15	TUBE	TUBE	ROHR
5780581	54 20 1A	22	TUBE	TUBE	ROHR
5820049	10 10 1A	18	TUBE	TUBE	ROHR
5930147	06 40 2A	4	CORPS DE VERIN	CYLINDER HOUSING	ZYLINDERGEHAEUSE
5930315	54 60 1A	8	CORPS DE VERIN	CYLINDER HOUSING	ZYLINDERGEHAEUSE
5930365	53 50 1A	9	CORPS DE VERIN	CYLINDER HOUSING	ZYLINDERGEHAEUSE
	53 52 1A	9			
5930367	53 60 1A	10	CORPS DE VERIN	CYLINDER HOUSING	ZYLINDERGEHAEUSE
	53 62 1A	10			
5930371	54 52 1A	11 .0	CORPS DE VERIN	CYLINDER HOUSING	ZYLINDERGEHAEUSE
5930381	54 50 1A	11 .0	CORPS DE VERIN	CYLINDER HOUSING	ZYLINDERGEHAEUSE
5930387	54 70 1A	4	CORPS DE VERIN	CYLINDER HOUSING	ZYLINDERGEHAEUSE
5930422	54 60 1A	22	CORPS DE VERIN	CYLINDER HOUSING	ZYLINDERGEHAEUSE
	54 60 1B	8			
5930464	54 52 1A	11 .1	CORPS DE VERIN	CYLINDER HOUSING	ZYLINDERGEHAEUSE
5930465	54 50 1A	11 .1	CORPS DE VERIN	CYLINDER HOUSING	ZYLINDERGEHAEUSE
5930467	54 65 1A	5	CORPS DE VERIN	CYLINDER HOUSING	ZYLINDERGEHAEUSE
5930468	54 55 1A	6	CORPS DE VERIN	CYLINDER HOUSING	ZYLINDERGEHAEUSE
5930469	54 65 2A	5	CORPS DE VERIN	CYLINDER HOUSING	ZYLINDERGEHAEUSE

REPERTOIRE ALPHANUMERIQUE
NUMERICAL AND ALPHABETICAL INDEX
ALPHABETISCHER NUMERISCHER INDEX

Référence Parts number Teilnummer	Page Page Seite	Repère Item Position	Désignation Designation Beizeichnung		
5930479	54 70 1B	4	CORPS DE VERIN	CYLINDER HOUSING	ZYLINDERGEHAEUSE
5930497	54 65 1B	5	CORPS DE VERIN	CYLINDER HOUSING	ZYLINDERGEHAEUSE
5940202	06 40 2A	2	TIGE DE VERIN	CYLINDER ROD	KOLBENSTANGE
5940266	54 70 1A	3	TIGE DE VERIN	CYLINDER ROD	KOLBENSTANGE
5940269	54 60 1A	2	TIGE DE VERIN	CYLINDER ROD	KOLBENSTANGE
	54 60 1B	2			
5940318	55 50 1A	4	TIGE DE VERIN	CYLINDER ROD	KOLBENSTANGE
5940456	53 50 1A	10	TIGE DE VERIN	ROD ASS'Y	KOLBENSTANGE
	53 52 1A	10			
5940459	53 60 1A	11	TIGE DE VERIN	ROD ASS'Y	KOLBENSTANGE
	53 62 1A	11			
5940465	54 50 1A	12 .0	TIGE DE VERIN	CYLINDER ROD	KOLBENSTANGE
	54 52 1A	12 .0			
5940484	54 65 2A	6	TIGE DE VERIN	ROD ASS'Y	KOLBENSTANGE
5940557	54 55 1A	5	TIGE DE VERIN	ROD ASS'Y	KOLBENSTANGE
5940558	54 50 1A	12 .1	TIGE DE VERIN	CYLINDER ROD	KOLBENSTANGE
	54 52 1A	12 .1			
5940563	54 65 1A	6	TIGE DE VERIN	ROD ASS'Y	KOLBENSTANGE
	54 65 1B	6			
5940564	54 65 2A	6 .1	TIGE DE VERIN	ROD ASS'Y	KOLBENSTANGE
5940576	54 70 1B	3	TIGE DE VERIN	CYLINDER ROD	KOLBENSTANGE
5950074	06 40 2A	3	PALIER	BEARING	LAGER
5950077	06 40 2A	5	PISTON	PISTON	KOLBEN
5950116	54 60 1A	5	PALIER	BEARING	LAGER
	54 60 1B	5			
	54 70 1A	9			
	54 70 1B	9			
5950123	54 60 1A	6	PISTON	PISTON	KOLBEN
	54 60 1B	6			
	54 70 1A	10			
5950130	53 50 1A	3	PALIER	BEARING	LAGER
	53 52 1A	3			
	53 60 1A	3			
	53 62 1A	3			
5950181	53 50 1A	4	PISTON	PISTON	KOLBEN
	53 52 1A	4			
	53 60 1A	4			
	53 62 1A	4			
5950212	54 50 1A	5	PALIER	BEARING	LAGER
	54 52 1A	5			

REPERTOIRE ALPHANUMERIQUE
NUMERICAL AND ALPHABETICAL INDEX
ALPHABETISCHER NUMERISCHER INDEX

Référence Parts number Teilnummer	Page Page Seite	Repère Item Position		Désignation Designation Beizeichnung	
5950213	54 50 1A	6	PISTON	PISTON	KOLBEN
	54 55 1A	4			
5950219	54 55 1A	7	PALIER	BEARING	LAGER
5950221	54 65 1A	10	PALIER	BEARING	LAGER
	54 65 1B	10			
5950222	54 65 1A	12	PISTON	PISTON	KOLBEN
	54 65 1B	12			
5950223	54 65 2A	12	PISTON	PISTON	KOLBEN
5950224	54 65 2A	10	PALIER	BEARING	LAGER
5950227	54 65 2A	12 .1	PISTON	PISTON	KOLBEN
5950241	54 52 1A	6	PISTON	PISTON	KOLBEN
5950242	54 52 1A	17	PISTON	PISTON	KOLBEN
5950243	54 70 1B	10	PISTON	PISTON	KOLBEN
5960044	55 60 1A	4	POCHETTE DE JOINTS	SEAL (KIT)	DICHTRING (BAUSATZ)
5960050	06 40 2A	8	POCHETTE DE JOINTS	SEAL (KIT)	DICHTRING (BAUSATZ)
5960076	54 60 1A	9	POCHETTE DE JOINTS	SEAL (KIT)	DICHTRING (BAUSATZ)
	54 60 1B	9			
	54 70 1A	11			
	54 70 1B	11			
5960082	53 50 1A	5	POCHETTE DE JOINTS	SEAL (KIT)	DICHTRING (BAUSATZ)
	53 52 1A	5			
	53 60 1A	5			
	53 62 1A	5			
5960086	55 50 1A	9	POCHETTE DE JOINTS	SEAL (KIT)	DICHTRING (BAUSATZ)
5960090	55 50 1A	8	POCHETTE DE JOINTS	SEAL (KIT)	DICHTRING (BAUSATZ)
5960143	54 50 1A	7	POCHETTE DE JOINTS	SEAL (KIT)	DICHTRING (BAUSATZ)
	54 52 1A	7			
5960145	51 80 1A	13	POCHETTE DE JOINTS	SEAL (KIT)	DICHTRING (BAUSATZ)
	51 80 2A	13			
5960146	51 85 1A	5	POCHETTE DE JOINTS	SEAL (KIT)	DICHTRING (BAUSATZ)
	56 51 1A	4			
5960147	51 91 1A	4	POCHETTE DE JOINTS	SEAL (KIT)	DICHTRING (BAUSATZ)
	51 92 1A	4			
	51 93 1A	4			
	53 70 1A	9			
	53 75 1A	7			
5960148	54 55 1A	12	POCHETTE DE JOINTS	SEAL (KIT)	DICHTRING (BAUSATZ)
5960149	54 65 1A	4	POCHETTE DE JOINTS	SEAL (KIT)	DICHTRING (BAUSATZ)
	54 65 1B	4			
5960150	02 20 1A	2	POCHETTE DE JOINTS	SEAL (KIT)	DICHTRING (BAUSATZ)

REPERTOIRE ALPHANUMERIQUE
NUMERICAL AND ALPHABETICAL INDEX
ALPHABETISCHER NUMERISCHER INDEX

Référence Parts number Teilnummer	Page Page Seite	Repère Item Position	Désignation Designation Beizeichnung		
5960151	02 20 1A	3	POCHETTE DE JOINTS	SEAL (KIT)	DICHTRING (BAUSATZ)
5960152	02 20 1A	4	POCHETTE DE JOINTS	SEAL (KIT)	DICHTRING (BAUSATZ)
5960153	02 20 1A	5	POCHETTE DE JOINTS	SEAL (KIT)	DICHTRING (BAUSATZ)
5960154	02 20 1A	6	POCHETTE DE JOINTS	SEAL (KIT)	DICHTRING (BAUSATZ)
5960155	02 20 1A	7	POCHETTE DE JOINTS	SEAL (KIT)	DICHTRING (BAUSATZ)
5960156	02 20 1A	8	POCHETTE DE JOINTS	SEAL (KIT)	DICHTRING (BAUSATZ)
5960157	02 20 1A	9	POCHETTE DE JOINTS	SEAL (KIT)	DICHTRING (BAUSATZ)
5960158	02 20 1A	10	POCHETTE DE JOINTS	SEAL (KIT)	DICHTRING (BAUSATZ)
5960159	02 20 1A	11	POCHETTE DE JOINTS	SEAL (KIT)	DICHTRING (BAUSATZ)
5960160	02 20 1A	12	POCHETTE DE JOINTS	SEAL (KIT)	DICHTRING (BAUSATZ)
5960161	02 20 1A	13	POCHETTE DE JOINTS	SEAL (KIT)	DICHTRING (BAUSATZ)
5960162	02 20 1A	14	POCHETTE DE JOINTS	SEAL (KIT)	DICHTRING (BAUSATZ)
5960163	02 20 1A	15	POCHETTE DE JOINTS	SEAL (KIT)	DICHTRING (BAUSATZ)
5960164	02 20 1A	16	POCHETTE DE JOINTS	SEAL (KIT)	DICHTRING (BAUSATZ)
5960165	02 20 1A	17	POCHETTE DE JOINTS	SEAL (KIT)	DICHTRING (BAUSATZ)
5960166	02 20 1A	18	POCHETTE DE JOINTS	SEAL (KIT)	DICHTRING (BAUSATZ)
5960167	02 20 1A	19	POCHETTE DE JOINTS	SEAL (KIT)	DICHTRING (BAUSATZ)
5960168	02 20 1A	20	POCHETTE DE JOINTS	SEAL (KIT)	DICHTRING (BAUSATZ)
5960169	02 20 1A	21	POCHETTE DE JOINTS	SEAL (KIT)	DICHTRING (BAUSATZ)
5960170	02 20 1A	22	POCHETTE DE JOINTS	SEAL (KIT)	DICHTRING (BAUSATZ)
5960171	02 20 1A	23	POCHETTE DE JOINTS	SEAL (KIT)	DICHTRING (BAUSATZ)
5960172	02 20 1A	24	POCHETTE DE JOINTS	SEAL (KIT)	DICHTRING (BAUSATZ)
5960173	02 20 1A	25	POCHETTE DE JOINTS	SEAL (KIT)	DICHTRING (BAUSATZ)
5960174	02 20 1A	26	POCHETTE DE JOINTS	SEAL (KIT)	DICHTRING (BAUSATZ)
5960175	02 20 1A	27	POCHETTE DE JOINTS	SEAL (KIT)	DICHTRING (BAUSATZ)
5960176	02 20 1A	28	POCHETTE DE JOINTS	SEAL (KIT)	DICHTRING (BAUSATZ)
5960177	02 20 1A	29	POCHETTE DE JOINTS	SEAL (KIT)	DICHTRING (BAUSATZ)
5960178	02 20 1A	30	POCHETTE DE JOINTS	SEAL (KIT)	DICHTRING (BAUSATZ)
5960179	02 20 1A	31	POCHETTE DE JOINTS	SEAL (KIT)	DICHTRING (BAUSATZ)
5960180	02 20 1A	32	POCHETTE DE JOINTS	SEAL (KIT)	DICHTRING (BAUSATZ)
5960181	02 20 1A	33	POCHETTE DE JOINTS	SEAL (KIT)	DICHTRING (BAUSATZ)
5960182	02 20 1A	1	JOINTS (JEU)	SEAL KIT	DICHTUNGS (BAUSATZ)
5960183	54 65 2A	14	POCHETTE DE JOINTS	SEAL (KIT)	DICHTRING (BAUSATZ)
5960186	05 10 1A	8	KIT JOINTS	SEAL KIT	BAUSATZ DICHTUNGS
	53 50 1A	24			
	53 52 1A	24			
5960188	05 10 1A	13	KIT JOINTS	SEAL KIT	BAUSATZ DICHTUNGS
	53 50 1A	25			
	53 52 1A	25			
	54 60 1A	24			

REPERTOIRE ALPHANUMERIQUE
NUMERICAL AND ALPHABETICAL INDEX
ALPHABETISCHER NUMERISCHER INDEX

Référence Parts number Teilnummer	Page Page Seite	Repère Item Position	Désignation Designation Beizeichnung		
5960200	54 65 2A	14 .1	POCHETTE DE JOINTS	SEAL (KIT)	DICHTRING (BAUSATZ)
6010236	54 35 1A	1	TUBE	TUBE	ROHR
	54 35 3A	13			
6050142	10 40 1A	17	FILTRE A AIR	AIR FILTER	LUFTFILTER
6050147	51 60 3A	1	FILTRE A HUILE (COMPLET)	OIL FILTER (COMPLETE)	OELFILTER (VOLLSTANDIG)
6050148	02 10 1A	9	RENIFLARD	BREATHER	ENTLUEFTER
	51 60 1A	5			
6050153	62 95 2A	2	DÉSHYDRATEUR CLIM.	DEHYDRATOR AIR-COND.	DEHYDRATORKLIM.
	62 95 2B	2			
6050158	10 60 1B	32	FILTRE	FILTER	FILTER
6050159	02 10 1A	10	CARTOUCHE	CARTRIDGE	EINSATZ
	10 60 1B	33			
605A0020	02 10 1A	5	CARTOUCHE	CARTRIDGE	EINSATZ
	51 60 3A	4			
605A0021	02 10 1A	8	CARTOUCHE EXTERNE	EXTERNAL CARTRIDGE	EXTERNE EINSATZ
	10 40 1A	19			
605A0022	02 10 1A	7	CARTOUCHE INTERNE	INTERNAL CARTRIDGE	INTERNE EINSATZ
	10 40 1A	18			
605A0023	51 60 3A	5	INDICATEUR COLMATAGE	CLOGGING INDICATOR	ZUSTOPFINDIKATOR
6090009	55 60 1A	8	BLOC	BLOCK	BLOCK
	56 51 1A	2			
6090083	51 91 1A	5	BLOC	BLOCK	BLOCK
	51 92 1A	5			
	51 93 1A	5			
6090088	51 20 1A	10	COLLECTEUR	MANILOLD	KOLLEKTOR
	51 20 1B	10			
6090187	55 60 1A	1	UNITE DE PILOTAGE	PILOT OIL UNIT	STEUEROELVERSORGUNGS
6090193	53 70 1A	1	ELECTRO - VALVE	ELECTRO - VALVE	ELEKTROVENTIL
6090194	53 75 1A	1	ELECTRO - VALVE	ELECTRO - VALVE	ELEKTROVENTIL
6090199	51 85 1A	3	BLOC	BLOCK	BLOCK
6090213	51 95 1A	1	SELECTEUR	SELECTOR	SELEKTOR
6090217	51 80 1A	1	BLOC	CARRIER ASS'Y	BLOCK
6090219	51 90 1A	1	SELECTEUR	SELECTOR	SELEKTOR
6090223	54 95 1A	1	CLAPET DE SECURITE	SAFETY VALVE	SICHERHEITSVENTIL
6090224	54 95 1A	2	CLAPET DE SECURITE	SAFETY VALVE	SICHERHEITSVENTIL
6090227	51 85 1A	1	BLOC	CARRIER ASS'Y	BLOCK
6090228	53 75 1A	4	EMBASE	BASE	GRUNDPLATTE
6090229	53 70 1A	10	BLOC	BLOCK	BLOCK

REPERTOIRE ALPHANUMERIQUE
NUMERICAL AND ALPHABETICAL INDEX
ALPHABETISCHER NUMERISCHER INDEX

Référence Parts number Teilnummer	Page Page Seite	Repère Item Position	Désignation Designation Beizeichnung		
6090232	56 51 1A	1	ELECTRO - VALVE	ELECTRO - VALVE	ELEKTROVENTIL
6090233	54 15 1A	13	BLOC	BLOCK	BLOCK
	54 20 3A	9			
	54 25 1A	12			
	54 25 2A	8			
	54 25 3A	5			
6090234	41 55 1A	7	ELECTRO - VALVE	ELECTRO - VALVE	ELEKTROVENTIL
6090236	51 91 1A	1	UNITE DE PILOTAGE	PILOT OIL UNIT	STEUEROELVERSORGUNGS
	51 92 1A	1			
	51 93 1A	1			
6090240	41 65 1A	2	BLOC	BLOCK	BLOCK
6090241	41 65 1A	1	ELECTRO - VALVE	ELECTRO - VALVE	ELEKTROVENTIL
6090242	51 80 2A	1	BLOC	CARRIER ASS'Y	BLOCK
6090243	06 40 2A	21	VALVE D'EQUILIBRAGE	BALANCING VALVE	AUFGLEICHVENTIL
6090251	51 92 1A	9	REDUCTEUR PRESSION	PRESSURE REDUCER	DRUCKMINDERER
6090266	41 55 1A	12	ELECTRO - VALVE	ELECTRO - VALVE	ELEKTROVENTIL
6090272	51 80 1A	1 .1	BLOC	CARRIER ASS'Y	BLOCK
609A0003	51 95 1A	2	SOLENOIDE	SOLENOID	SOLENOID
609A0004	51 90 1A	2	SOLENOIDE	SOLENOID	SOLENOID
609A0005	41 55 1A	8	BLOC	BLOCK	BLOCK
609A0006	41 55 1A	9	REDUCTEUR PRESSION	PRESSURE REDUCER	DRUCKMINDERER
609A0007	41 55 1A	11	SOLENOIDE	SOLENOID	SOLENOID
609A0008	41 55 1A	10	SOLENOIDE	SOLENOID	SOLENOID
609A0009	41 65 1A	5	SOLENOIDE	SOLENOID	SOLENOID
609A0010	41 55 1A	13	BOBINE	COIL	ZUENDSPULE
609A0011	41 55 1A	14	CARTOUCHE	CARTRIDGE	EINSATZ
609A0012	41 55 1A	15	CARTOUCHE	CARTRIDGE	EINSATZ
6110028	54 75 1B	9	JOINT	SEAL	DICHTRING
6120009	54 75 1A	3	JOINT	SEAL	DICHTRING
6120124	54 75 1B	12	JOINT	SEAL	DICHTRING
6120133	54 75 1B	7	JOINT	SEAL	DICHTRING
6120135	54 75 1B	10	PORTEUR TIGE	CARRIER STEM	TRÄGER STAMM
6130006	54 75 1A	4	RACLEUR	SCRAPER	ABSTREIFRING
6130046	54 75 1B	13	JOINT RACLEUR	WIPER RING	ABSTREIFER RING
6130048	54 75 1B	6	JOINT RACLEUR	WIPER RING	ABSTREIFER RING
6140035	61 40 1A	21	JOINT	SEAL	DICHTRING
6140036	54 60 1A	4	JOINT	SEAL	DICHTRING
	54 60 1B	4			
	54 70 1A	7			
	54 70 1B	7			

Référence Parts number Teilnummer	Page Page Seite	Repère Item Position	Désignation Designation Beizeichnung		
	61 30 1A	15			
	61 32 1A	15			
	61 40 1A	22			
	68 40 1A	6			
	68 40 2A	6			
	68 45 1A	5			
6140037	54 65 2A	9	JOINT	SEAL	DICHTRING
	68 40 1A	7			
	68 40 2A	7			
6140038	54 50 1A	10	JOINT	SEAL	DICHTRING
	54 52 1A	10			
	54 55 1A	10			
	54 65 1A	9			
	54 65 1B	9			
	68 10 1A	5			
	68 20 1A	6			
	68 20 2A	5			
	68 20 3A	4			
	68 40 1A	8			
	68 40 2A	8			
6140041	53 50 1A	12	JOINT	SEAL	DICHTRING
	53 52 1A	12			
	53 60 1A	13			
	53 62 1A	13			
6160009	81 10 1A	1	SUPERVISEUR	SUPERVISOR	AUFSEHER
6160019	72 30 1A	8	CARTE A RELAIS	RELAY BOARD	RELAIS - PLATINE
6160020	72 30 1A	10	CENTRALE ELECTRIQUE	POWER STATION	ELEKTRIZITÄTSWERK
6160022	81 10 1A	3	UNITE DE COMMANDE	CONTROL UNIT	STEUEREINHEIT
6160023	81 10 1A	2	CARTE DE CIRCUITS IMPRIMES	PRINTED CIRCUIT CARD	GEDRUCKTE KARTE
6160024	81 20 1A	1	ENSEMBLE COMPLET	COMPLETE UNIT	GESAMTE EINHEIT
6160025	72 50 1A	2	MODULE-3 POUSSOIRS	MODULE-3 PUSH BUTTON	MODUL- 3 DRUCKKNOPFE
6160026	72 50 1A	1	MODULE-3 POUSSOIRS	MODULE-3 PUSH BUTTON	MODUL- 3 DRUCKKNOPFE
6160033	51 15 1A	21	CAPTEUR	SENSOR	SENSOR
	54 10 1A	31			
	54 10 1B	25			
6160034	72 30 1A	13	CONVERTISSEUR	CONVERTER	KONVERTER
6160041	81 20 1A	2	MODULE	MODULE	MODUL
6160042	81 10 1A	7	SUPERVISEUR	SUPERVISOR	AUFSEHER
6170000	82 10 1A	1	LOGICIEL	SOFTWARE	SOFTWARE

REPERTOIRE ALPHANUMERIQUE
NUMERICAL AND ALPHABETICAL INDEX
ALPHABETISCHER NUMERISCHER INDEX

Référence Parts number Teilnummer	Page Page Seite	Repère Item Position	Désignation Designation Beizeichnung		
6170002	82 20 1A	1	LOGICIEL	SOFTWARE	SOFTWARE
6170003	82 10 1A	2	LOGICIEL	SOFTWARE	SOFTWARE
	82 20 1A	2			
6200071	62 30 1A	3	SERRURE	LOCK	SCHLOSS
	62 30 1B	3			
	62 35 1A	11			
6200094	62 30 1A	5	GACHE	TRIGGER	DRUECKER
	62 30 1B	5			
	62 35 1A	12			
6200109	62 35 1A	24	BOUTON	KNOB	KNOPF
6200113	62 35 1A	35	CAME	CAM	NOCKEN
6200116	65 22 1A	14	SERRURE	LOCK	SCHLOSS
	65 22 1B	14			
6200117	65 22 1A	28	POIGNEE	HANDLE	HANDGRIFF
	65 22 1B	28			
6200118	65 22 1A	19	GACHE	TRIGGER	DRUECKER
	65 22 1B	19			
6200124	62 30 1A	4	SUPPORT	BRACKET	TRAEGER
	62 30 1B	4			
6200125	62 35 1A	13	SUPPORT	BRACKET	TRAEGER
6200127	61 10 1A	23	SERRURE	LOCK	SCHLOSS
652A0003	06 60 1A	11	VERROU	LATCH	RIEGEL
652A0004	06 60 1A	12	VERROU	LATCH	RIEGEL
6846000	62 81 1B	32	RACCORD	NIPPLE	VERBINDUNGSELEMENT
	62 81 1C	32			
	62 81 2B	44			
	62 81 3B	32			
6846001	62 81 1C	47	RACCORD	NIPPLE	VERBINDUNGSELEMENT
6846002	62 81 1C	46	RACCORD	NIPPLE	VERBINDUNGSELEMENT
6846003	62 80 1B	19	RACCORD	NIPPLE	VERBINDUNGSELEMENT
	62 80 1C	19			
	62 81 1B	38			
	62 81 1C	38			
	62 81 2B	36			
	62 81 3B	36			
6846004	62 80 1B	18	RACCORD	NIPPLE	VERBINDUNGSELEMENT
	62 80 1C	18			
	62 81 1B	37			
	62 81 1C	37			
	62 81 2B	35			

REPERTOIRE ALPHANUMERIQUE
NUMERICAL AND ALPHABETICAL INDEX
ALPHABETISCHER NUMERISCHER INDEX

Référence Parts number Teilnummer	Page Page Seite	Repère Item Position	Désignation Designation Beizeichnung		
	62 81 3B	35			
684A0022	68 51 1A	11	VERIN	RAM	ZYLINDER
684A0023	68 51 1A	10	VIS	SCREW	SCHRAUBE
684A0024	68 51 1A	9	ECROU	NUT	MUTTER
684A0025	68 51 1A	8	COIN	WEDGE	KEIL
684A0026	68 51 1A	7	INDICATEUR	INDICATOR	ANZEIGER
684A0027	68 51 1A	6	VIS	SCREW	SCHRAUBE
684A0028	68 51 1A	5	ECROU	NUT	MUTTER
684A0029	68 51 1A	3	ENTRETOISE	SPACER	ABSTANDSTUECK
684A0030	68 51 1A	2	CALE	SHIM	KEIL
684A0031	68 51 1A	4	VIS	SCREW	SCHRAUBE
684A0032	68 51 1A	18	POCHETTE DE JOINTS	SEAL (KIT)	DICHTRING (BAUSATZ)
684A0033	68 51 1A	14	RESSORT	SPRING	FEDER
684A0034	68 51 1A	13	VIS	SCREW	SCHRAUBE
684A0035	68 51 1A	12	PISTON	PISTON	KOLBEN
684A0036	68 51 1A	17	TIGE DE VERIN	CYLINDER ROD	KOLBENSTANGE
684A0037	68 51 1A	19	CIRCLIP	CIRCLIP	SICHERUNGSRING
684A0038	68 51 1A	20	JONC D'ARRET	STOP WEDDING RING	ANSCHLAGSSCHEIBE
684A0039	68 51 1A	21	PISTON	PISTON	KOLBEN
684A0040	68 51 1A	15	CLAPET DE SECURITE	SAFETY VALVE	SICHERHEITSVENTIL
684A0041	68 51 1A	16	POCHETTE DE JOINTS	SEAL (KIT)	DICHTRING (BAUSATZ)
684A0042	68 51 1A	22	CORPS DE VERIN	CYLINDER HOUSING	ZYLINDERGEHAEUSE
6850035	06 47 1A	1	DENT RIPPER	RIPPER TOOTH	ZWEI AUFREISSER
6850061	06 20 1A	2	JEU DE FIXATION	ATTACHING KIT	ANBAUSATZ
6850087	72 20 1A	16	KIT : SIGNALISATION	KIT : SIGNAL LIGHT	KIT : SIGNALSYSTEM
6850096	06 40 2A	23	KIT ADAPTATION	ADAPTATION KIT	ANPASSUNGSKIT
6850097	06 45 1A	9	KIT LAME D'USURE	CUTTING EDGE (KIT)	BLATT (KIT)
	06 46 1A	3			
6850129	06 50 1A	6	PLATINE AVEC CROCHET	PLATE WITH HOOK	PLATTE MIT HAKEN
6850130	06 60 1A	3	LEVE PALETTES	PALLET FORK	PALETTENHEBER
6850131	06 47 1A	5	DENT RIPPER	RIPPER TOOTH	ZWEI AUFREISSER
6850154	06 85 1A	1	KIT ADAPTATION	ADAPTATION KIT	ANPASSUNGSKIT
6850161	68 51 1A	1	PORTE-OUTILS	TOOLS-HOLDER	WERKZEUGETRÄGER
6850168	06 11 1A	2	GODET RETRO	BACKHOE BUCKET	TIEFLOEFFEL
6850169	06 11 1A	1	GODET RETRO	BACKHOE BUCKET	TIEFLOEFFEL
6850171	06 11 1A	3	GODET RETRO	BACKHOE BUCKET	TIEFLOEFFEL
6850172	06 11 1A	4	GODET RETRO	BACKHOE BUCKET	TIEFLOEFFEL
6850174	06 11 1A	5	GODET RETRO	BACKHOE BUCKET	TIEFLOEFFEL
6850175	06 11 1A	6	GODET RETRO	BACKHOE BUCKET	TIEFLOEFFEL
6850176	06 11 1A	7	GODET RETRO	BACKHOE BUCKET	TIEFLOEFFEL

Référence Parts number Teilnummer	Page Page Seite	Repère Item Position	Désignation Designation Beizeichnung		
6850177	06 26 1A	11	GODET CHARGEUR	LOADER BUCKET	LADESCHAUFFEL
6850265	06 20 1A	1	GODET	BUCKET	LOEFFEL
6850268	06 20 1A	10	GODET	BUCKET	LOEFFEL
7030090	62 80 1A	1	KIT : GRAISSAGE REGROUPE	KIT: GREASING GATHERS	BAUSATZ : SCHMIERUNG FAßT ZUSAMMEN
7030096	62 81 1A	1	KIT: GRAISSAGE CENT--RALISE (EQUIPEMENT)	KIT: ONE-SHOT LUBR-ICATION (ATTACH.)	BAUSATZ: ZENTRALSCH-MIERUNG(AUSRUESTUNG)
	62 81 1B	1			
	62 81 1C	1			
7030097	62 82 1A	1	KIT:GRAISSAGE CENTR-ALISE AUTOMATIQUE	KIT: AUTOMATIC ONE-SHOT LUBRICATION	BAUSATZ: ZENTRALSCH-MIERUNG AUTOMATISCH
7030183	62 81 1A	2	KIT: GRAISSAGE CENT--RALISE (TOURELLE)	KIT: ONE-SHOT LUBR-ICATION (TOWER)	BAUSATZ: ZENTRALSCH-MIERUNG (TURM)
	62 81 2A	2			
	62 81 3A	2			
	62 82 1A	2			
	62 82 2A	2			
	62 82 3A	2			
7030186	62 81 1A	3	KIT: GRAISSAGE CENT--RALISE (EQUIPEMENT)	KIT: ONE-SHOT LUBR-ICATION (ATTACH.)	BAUSATZ: ZENTRALSCH-MIERUNG(AUSRUESTUNG)
	62 81 1B	3			
	62 82 1A	3			
7030187	62 82 1A	4	KIT:GRAISSAGE CENTR-ALISE AUTOMATIQUE	KIT: AUTOMATIC ONE-SHOT LUBRICATION	BAUSATZ: ZENTRALSCH-MIERUNG AUTOMATISCH
	62 82 2A	4			
	62 82 3A	4			
7030261	06 20 1A	9	GODET	BUCKET	LOEFFEL
7030270	62 81 2A	1	KIT: GRAISSAGE CENT--RALISE (EQUIPEMENT)	KIT: ONE-SHOT LUBR-ICATION (ATTACH.)	BAUSATZ: ZENTRALSCH-MIERUNG(AUSRUESTUNG)
	62 81 2B	1			
7030278	06 60 1A	2	LEVE PALETTES	PALLET FORK	PALETTENHEBER
7030281	62 81 2A	3	KIT: GRAISSAGE CENT--RALISE (EQUIPEMENT)	KIT: ONE-SHOT LUBR-ICATION (ATTACH.)	BAUSATZ: ZENTRALSCH-MIERUNG(AUSRUESTUNG)
	62 81 2B	3			
	62 82 2A	3			
7030289	62 82 2A	1	KIT:GRAISSAGE CENTR-ALISE AUTOMATIQUE	KIT: AUTOMATIC ONE-SHOT LUBRICATION	BAUSATZ: ZENTRALSCH-MIERUNG AUTOMATISCH
7030290	71 20 1A	36	PLAN DE MONTAGE	MOUNTING DRAWING	MONTAGE ZEICHNUNG
7030301	62 81 3A	1	KIT: GRAISSAGE CENT--RALISE (EQUIPEMENT)	KIT: ONE-SHOT LUBR-ICATION (ATTACH.)	BAUSATZ: ZENTRALSCH-MIERUNG(AUSRUESTUNG)

Référence Parts number Teilnummer	Page Page Seite	Repère Item Position	Désignation Designation Beizeichnung		
	62 81 3B	1			
7030302	62 81 3A	3	KIT: GRAISSAGE CENT--RALISE (EQUIPEMENT)	KIT: ONE-SHOT LUBR-ICATION (ATTACH.)	BAUSATZ: ZENTRALSCH-MIERUNG(AUSRUESTUNG)
	62 81 3B	3			
	62 82 3A	3			
7030325	62 82 3A	1	KIT:GRAISSAGE CENTR-ALISE AUTOMATIQUE	KIT: AUTOMATIC ONE-SHOT LUBRICATION	BAUSATZ: ZENTRALSCH-MIERUNG AUTOMATISCH
7030339	68 53 1A	1	PORTE-OUTILS	TOOLS-HOLDER	WERKZEUGETRÄGER
7030348	62 81 1B	2	KIT: GRAISSAGE CENT--RALISE (TOURELLE)	KIT: ONE-SHOT LUBR-ICATION (TOWER)	BAUSATZ: ZENTRALSCH-MIERUNG (TURM)
	62 81 1C	2			
	62 81 2B	2			
	62 81 3B	2			
	62 82 1A	2 .1			
	62 82 2A	2 .1			
	62 82 3A	2 .1			
7030349	62 80 1B	1	KIT : GRAISSAGE REGROUPE	KIT: GREASING GATHERS	BAUSATZ : SCHMIERUNG FAßT ZUSAMMEN
	62 80 1C	1			
7030505	68 50 1B	1	PORTE-OUTILS	TOOLS-HOLDER	WERKZEUGETRÄGER
7030510	62 80 1B	21	KIT : GRAISSAGE REGROUPE	KIT: GREASING GATHERS	BAUSATZ : SCHMIERUNG FAßT ZUSAMMEN
	62 80 1C	21			
7030513	62 81 1C	3	KIT: GRAISSAGE CENT--RALISE (EQUIPEMENT)	KIT: ONE-SHOT LUBR-ICATION (ATTACH.)	BAUSATZ: ZENTRALSCH-MIERUNG(AUSRUESTUNG)
	62 82 1A	3 .1			
7032005	05 15 1A	8 .0	KIT ALIMENTATION	KIT FEED	BAUSATZ ZUFÜHRUNG
	62 20 1A	19			
	71 20 1A	30			
7032006	05 15 1A	9 .0	KIT OPTIMISATION	KIT OPTIMIZATION	BAUSATZ OPTIMIERUNG
	51 15 1A	19			
7032007	64 10 5B	41	ENS. VERROUILLAGE	LOCKING DEVICE	VERRIEGELUNG
	64 10 5C	35			
7032012	71 40 1A	11	PLAN DE MONTAGE	MOUNTING DRAWING	MONTAGE ZEICHNUNG
7032022	05 15 1A	6 .09	KIT (PARE-SOLEIL)	KIT (SUN VISOR)	BAUSATZ (SONNENBLENDE)
	64 10 1A	4 .08			
7032029	64 10 4A	38	ENSEMBLE MAINTIEN	LOCKING UNIT DOOR	BLOCKIERGESAMTHEIT
7032038	72 30 1A	16	PLAN DE MONTAGE	MOUNTING DRAWING	MONTAGE ZEICHNUNG
7034012	72 25 1A	22	PLAN DE MONTAGE	MOUNTING DRAWING	MONTAGE ZEICHNUNG

REPERTOIRE ALPHANUMERIQUE
NUMERICAL AND ALPHABETICAL INDEX
ALPHABETISCHER NUMERISCHER INDEX

Référence Parts number Teilnummer	Page Page Seite	Repère Item Position	Désignation Designation Beizeichnung		
7038001	06 10 1A	1	GODET RETRO	BACKHOE BUCKET	TIEFLOEFFEL
7038002	06 10 1A	2	GODET RETRO	BACKHOE BUCKET	TIEFLOEFFEL
7038003	06 10 1A	3	GODET RETRO	BACKHOE BUCKET	TIEFLOEFFEL
7038004	06 10 1A	4	GODET RETRO	BACKHOE BUCKET	TIEFLOEFFEL
7038005	06 10 1A	5	GODET RETRO	BACKHOE BUCKET	TIEFLOEFFEL
7038006	06 20 1A	11	GODET	BUCKET	LOEFFEL
7038007	06 26 1A	1	GODET CHARGEUR	LOADER BUCKET	LADESCHAUFFEL
7038008	06 63 1A	1	FLECHE GRUE	CRANE BOOM	KRANAUSLEGER
7038009	06 50 1A	1	PLATINE AVEC CROCHET	PLATE WITH HOOK	PLATTE MIT HAKEN
7038010	06 60 1A	1	LEVE PALETTES	PALLET FORK	PALETTENHEBER
7038012	06 10 1A	6	JEU DE FIXATION	ATTACHING KIT	ANBAUSATZ
	06 15 1A	6			
	06 20 1A	12			
	06 25 1A	3			
	06 26 1A	2			
	06 43 1A	2			
	06 45 1A	5			
7038016	06 45 1A	13	ENSEMBLE CONTRE-LAME	COUNTER-BLADE UNIT	GESAMTHEIT GEGEN KLINGE
	06 46 1A	8			
7410956	51 45 1A	9	CARDAN	UNIVERSAL JOINT	GELENKWELLE
	51 47 1A	9			
7410957	51 45 1A	11	POCHETTE REPARATION	REPAIR KIT	REPAR-SATZ
	51 47 1A	11			
7411193	64 10 2A	47	VIS	SCREW	SCHRAUBE
7411682	64 10 2A	39	RONDELLE FREIN	LOCK WASHER	FEDERRING
7412058	53 50 1A	8	POCHETTE DE JOINTS	SEAL (KIT)	DICHTRING (BAUSATZ)
	53 52 1A	8			
	54 60 1A	17			
7412248	21 20 4A	39	ECROU	NUT	MUTTER
7412290	21 20 3A	6	VIS	SCREW	SCHRAUBE
	21 31 2A	6			
7412332	21 20 4A	27	GOUJON DE ROUE	WHEEL STUD	RADBOLZEN
	21 31 3A	28			
	21 32 3A	11			
7412424	21 20 5A	11	VIS	SCREW	SCHRAUBE
	21 31 4A	11			
7413253	41 60 1A	2	JOINT	SEAL	DICHTRING
7413300	21 20 2A	8	CIRCLIP	CIRCLIP	SICHERUNGSRING
	21 20 4A	44			

REPERTOIRE ALPHANUMERIQUE
NUMERICAL AND ALPHABETICAL INDEX
ALPHABETISCHER NUMERISCHER INDEX

Référence Parts number Teilnummer	Page Page Seite	Repère Item Position	Désignation Designation Beizeichnung		
	21 31 1A	8			
	21 31 3A	45			
	21 32 1A	8			
7413304	21 20 4A	7	ROULEMENT BILLES	BALL BEARING	KUGELLAGER
	21 31 3A	8			
7413311	21 20 4A	1	ECROU	NUT	MUTTER
7413435	21 20 3A	21	PROTECTION EN TOLE	COVER PLATE	SCHUTZBLECH
7413461	41 60 1A	3	RESSORT	SPRING	FEDER
7413696	64 10 5B	31	VIS	SCREW	SCHRAUBE
	64 10 5C	16			
7414000	21 32 1A	5	RENIFLARD	BREATHER	ENTLUEFTER
7414465	21 20 3A	2	CALES (JEU)	SHIM (KIT)	UNTERLAGEN (BAUSATZ)
7414537	53 50 1A	15	TIROIR	SPOOL	STEUERSCHIEBER
	53 52 1A	15			
	54 60 1A	15			
7414538	53 50 1A	16	CARTOUCHE	CARTRIDGE	EINSATZ
	53 52 1A	16			
	54 60 1A	16			
7415557	64 10 5B	25	VIS	SCREW	SCHRAUBE
	64 10 5C	9			
7415656	51 45 1A	10	SOUFFLET	BELLOWS	FALTENBALG
	51 47 1A	10			
7415678	64 10 2A	38	VIS	SCREW	SCHRAUBE
	64 10 6A	19			
968589	61 30 1A	8	VIS	SCREW	SCHRAUBE
	61 32 1A	8			
	61 40 1A	15			
	68 20 1A	13			
	68 20 3A	9			
	68 30 1A	6			
	68 40 1A	11			
	68 40 2A	11			
	68 45 1A	11			
K4750602	54 40 1A	15	COUPLEUR	COUPLER	KUPPLUNGSSTUECK
	54 40 1B	15			
	54 40 2A	19			
	54 40 3A	18			
K5670777	54 75 1A	1	KIT VERIN	RAM KIT	ZYLINDER KIT
K5670955	54 75 1A	1 .2	KIT VERIN	RAM KIT	ZYLINDER KIT
K5700074	65 10 1A	35	KIT GLISSIERE	SLIPPER (KIT)	GLEITFLAECHE BAUSATZ

Référence Parts number Teilnummer	Page Page Seite	Repère Item Position	Désignation Designation Beizeichnung		
K6160001	03 10 1A	1	VALISE	CASE	WERKZEUGKOFFER
K6160031	03 25 1A	2	KIT PARAMÉTRAGE CAN	KIT PARAMETER SETTING CAN	KIT PARAMETERDAR-STELLUNG CAN
K6850009	68 50 1A	1	PORTE-OUTILS	TOOLS-HOLDER	WERKZEUGETRÄGER
K6956000	03 25 1A	1	KIT DIAGNOSTIC	KIT DIAGNOSIS	KIT DIAGNOSTIK
K7030009	05 10 1A	2	KIT INTERFACE AVANT	KIT INTERFACES FRONT	KIT SCHNITTSTELLE VORHER
	61 10 1A	14			
K7030051	05 10 1A	6	KIT MASSE	KIT WEIGHT	BAUSATZ GEWICHT
	61 10 1A	21			
K7030098	05 15 1A	1	KIT : RETOUR MARTEAU	KIT: HAMMER RETURN	BAUSATZ : HAMMER-RUCKLAUFLEITUNG
	54 35 1A	28			
	54 35 2A	5			
	62 50 2A	6			
	68 60 3A	8			
K7030113	05 10 1A	1	KIT ACCROCHAGE BENNE	KIT FIXING BUCKET	KIT BEFESTIGEN SCHAUFEL
	06 95 1A	4			
	06 95 2A	3			
	61 10 1A	15			
K7030200	02 10 1A	1	KIT ENTRETIEN 1000H	MAINTENANCE KIT 1000H	WARTUNGSSATZ 1000H
K7030210	04 20 4A	2	KIT STABILISATEURS AVANT	KIT FRONT STABILIZERS	KIT STABILISIEREND VORHER
	05 10 1A	3 .00			
	53 10 1A	13			
	53 12 1A	8			
	53 50 1A	17			
	53 52 1A	17			
	53 70 1A	15			
	61 10 1A	16			
	61 30 1A	16			
	61 32 1A	16			
	61 45 1A	4			
	61 50 1A	8			
	71 52 1A	7			
	72 50 1A	28			
K7030211	04 20 1A	2	KIT LAME AVANT	KIT FRONT BLADE	KIT KLINGE VOHER
	05 10 1A	4 .00			

Référence Parts number Teilnummer	Page Page Seite	Repère Item Position	Désignation Designation Beizeichnung		
	53 10 1A	14			
	53 22 1A	11			
	53 60 1A	15			
	53 62 1A	15			
	53 75 1A	13			
	61 10 1A	17			
	61 40 1A	24			
	61 45 1A	5			
	61 50 1A	9			
	71 55 1A	7			
	72 50 1A	29			
K7030246	05 10 1A	5	KIT: AVERTISSEUR DE RECUL	KIT: BACK-UP WARNING UNIT	BAUSATZ: RÜCK FAHRMELDER
	71 75 1A	6			
	72 25 1A	21			
K7030254	05 15 1A	12	KIT : RETOUR MARTEAU (PELLE)	KIT: HAMMER RETURN (EXCAVATOR)	BAUSATZ: HAMMERRUCK-LAUFLEITUNG (BAGGER)
	54 35 3A	10			
	62 50 2A	10			
	68 61 3A	9			
K7030291	05 15 1A	10 .0	KIT MISE À NIVEAU	KIT LEVELLING	KIT SETZT AUF NIVEAU
	72 40 1A	15			
	72 50 1A	32			
K7030293	65 10 1A	34	KIT GLISSIERE	SLIPPER (KIT)	GLEITFLAECHE BAUSATZ
K7030298	05 10 1A	7	KIT CROCHET	KIT HOOK	BAUSATZ HAKEN
	68 45 1A	17			
	68 50 1A	21			
K7030299	68 50 1A	17	PORTE-OUTILS AVEC GUIDE ELINGUE	TOOLS-HOLDER WITH SLING GUIDE	WERKZEUGETRÄGER MIT HUBSCHLINGEFUHRUNG
K7030527	05 25 1A	13	KIT OPTIMISATION	KIT OPTIMIZATION	BAUSATZ OPTIMIERUNG
	51 15 1A	23			
	54 10 1B	31			
	71 20 1D	45			
K7032009	05 10 1A	9	KIT TRANSLATION	KIT TRANSLATION	BAUSATZ ÜBERTRAGUNG
K7032010	05 15 1A	15	KIT CONNECTEUR	KIT CONNECTOR	KIT STECKVERBINDER
	71 30 1A	40			
	71 30 1B	46			
	71 30 1C	46			
K7032013	05 25 1A	3	KIT RELAIS	KIT RELAY	BAUSATZ RELAIS
	71 40 1A	8			

REPERTOIRE ALPHANUMERIQUE
NUMERICAL AND ALPHABETICAL INDEX
ALPHABETISCHER NUMERISCHER INDEX

Référence Parts number Teilnummer	Page Page Seite	Repère Item Position	Désignation Designation Beizeichnung		
K7032015	05 15 1A	16	KIT FLEXIBLE	KIT HOSE	BAUSATZ SCHLAUCH
	51 10 1A	46			
K7032016	05 15 1A	14	KIT GRAISSAGE	KIT GREASING	BAUSATZ SCHMIERUNG
	68 20 1A	15			
K7032017	05 15 1A	11	KIT MAINTENANCE	KIT MAINTENANCE	KIT WARTUNG
	10 75 1A	33			
K7032018	05 10 1A	10	KIT RADIATEUR	KIT RADIATOR	KIT KÜLHER
	10 65 1B	15			
K7032019	05 10 1A	12	KIT FLEXIBLE	KIT HOSE	BAUSATZ SCHLAUCH
	05 20 1A	11			
	51 10 1A	56			
K7032020	05 10 1A	11	KIT FILTRE	KIT FILTERS	BAUSATZ FILTER
	10 60 1A	27			
	10 60 1B	35			
	51 10 1A	53			
K7032021	05 15 1A	17	KIT CAPTEURS	KIT SENSORS	KIT SENSOREN
	51 15 1A	20			
	54 10 1A	30			
	71 35 1A	20			
	72 50 1A	39			
K7032023	05 20 1A	1	KIT RADIATEUR	KIT RADIATOR	KIT KÜLHER
	10 65 1A	11			
K7032024	05 20 1A	2	KIT RADIATEUR	KIT RADIATOR	KIT KÜLHER
	10 65 1A	12			
K7032025	05 25 1A	1	KIT JOINT TOURNANT	SWIVEL JOINT KIT	DREHVERTEILER SATZ
	22 10 1A	38			
	51 55 1A	15			
	53 30 1A	12			
	62 50 1A	23			
K7032026	05 25 1A	2	KIT SUPPORT	CARRIER KIT	KIT (TRAEGER)
	62 95 1A	18			
	62 95 1B	19			
K7032028	64 10 4A	50	ENSEMBLE MAINTIEN	LOCKING UNIT DOOR	BLOCKIERGESAMTHEIT
K7032030	05 10 1A	14	KIT FLEXIBLE	KIT HOSE	BAUSATZ SCHLAUCH
	56 10 1A	18			
K7032031	05 15 1A	18	KIT : PARE-BRISE	KIT: WINDSCREEN	BAUSATZ : WINDSCHUTZSCHEIBE
	64 10 5A	2			
K7032032	05 15 1A	19	KIT : PARE-BRISE	KIT: WINDSCREEN	BAUSATZ : WINDSCHUTZSCHEIBE

Référence Parts number Teilnummer	Page Page Seite	Repère Item Position	Désignation Designation Beizeichnung		
	64 10 5B	2			
K7032035	05 25 1A	4	KIT CONVERTISSEUR	KIT CONVERTER	BAUSATZ KONVERTER
	72 30 1A	15			
K7032036	05 15 1A	13	KIT SUPPORT	CARRIER KIT	KIT (TRAEGER)
	10 75 1A	32			
	10 75 1B	28			
K7032037	05 25 1A	5	KIT ALIMENTATION	KIT FEED	BAUSATZ ZUFÜHRUNG
	71 31 1A	10			
	72 30 1A	17			
K7032039	05 25 1A	6	KIT ALIMENTATION	KIT FEED	BAUSATZ ZUFÜHRUNG
	71 31 1A	12			
	72 30 1A	18			
K7032040	05 25 1A	7	TUBE (JEU)	TUBE (KIT)	ROHR (BAUSATZ)
	54 21 1A	16			
	54 65 1A	13			
	54 65 1B	13			
	68 60 1B	48			
K7032041	05 25 1A	8	TUBE (JEU)	TUBE (KIT)	ROHR (BAUSATZ)
	54 20 1A	23			
	54 65 1A	14			
	54 65 1B	14			
	68 60 1B	49			
K7032043	05 25 1A	9	KIT : FLEXIBLE H.P.	KIT: H.P. HOSE	KIT : H.D. SCHLAUCH
	62 80 1A	17			
	62 80 1B	24			
	62 80 1C	24			
K7032044	05 25 1A	10	KIT : FLEXIBLE H.P.	KIT: H.P. HOSE	KIT : H.D. SCHLAUCH
	62 81 1A	36			
	62 81 1B	39			
	62 81 1C	39			
	62 81 2A	34			
	62 81 2B	37			
	62 81 3A	34			
	62 81 3B	37			
K7032046	05 25 1A	11 .0	KIT : PROTECTION FLEXIBLES	KIT: HOSES PROTECTION	BAUSAZT : SCHUTZ SCHLAUCHE
	62 10 1C	49			
	68 60 1B	54			
	68 61 1A	42			
K7032047	05 25 1A	12	KIT MODIFICATION	KIT MODIFICATION	BAUSAZT ÄNDERUNG

REPERTOIRE ALPHANUMERIQUE
NUMERICAL AND ALPHABETICAL INDEX
ALPHABETISCHER NUMERISCHER INDEX

Référence Parts number Teilnummer	Page Page Seite	Repère Item Position		Désignation Designation Beizeichnung	
	62 80 1C	36			
Y042076T0000	72 20 1A	5	CABOCHON	CAP	ABDECKSCHEIBE
Y042077T0000	72 20 1A	6	CABOCHON	CAP	ABDECKSCHEIBE